




# Poland 2 - 0 Saudi Arabia

Group C – Match 22

26 November 2022

16:00 Kick Off

Education City Stadium



## POST MATCH SUMMARY REPORT

# Match Summary - Teams



## Poland



## Saudi Arabia

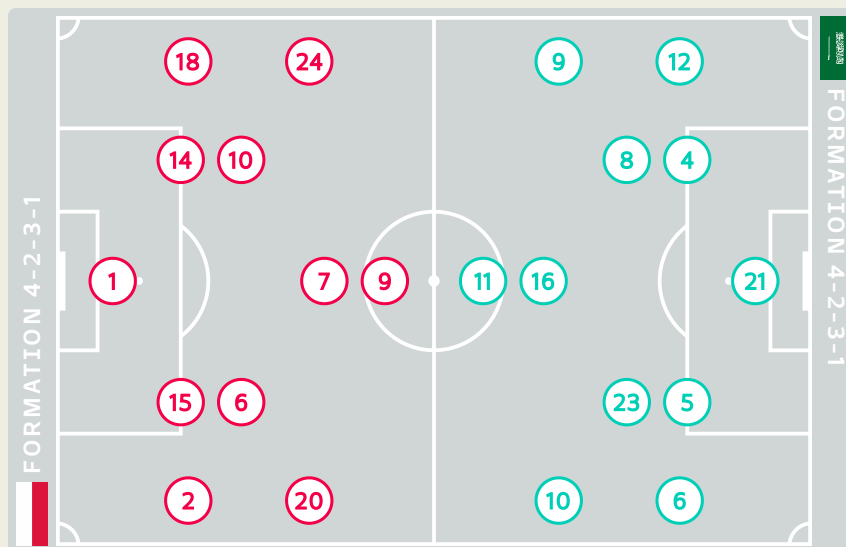


### STARTING

1	GK	SZCZESNY Wojciech	
2	DF	CASH Matty	16'
6	MF	BIELIK Krystian	
7	FW	MILIK Arkadiusz	19', 71'
9	FW	LEWANDOWSKI Robert (C)	82'
10	MF	KRYCHOWIAK Grzegorz	
14	DF	KIWIOR Jakub	15'
15	DF	GLIK Kamil	
18	DF	BERESZYNSKI Bartosz	
20	MF	ZIELINSKI Piotr	39', 63'
24	MF	FRANKOWSKI Przemyslaw	

### SUBSTITUTES

12	GK	SKORUPSKI Lukasz	
22	GK	GRABARA Kamil	
3	DF	JEDRZEJCZYK Artur	
4	DF	WIETESKA Mateusz	
5	DF	BEDNAREK Jan	
8	MF	SZYMANSKI Damian	
11	MF	GROSICKI Kamil	
13	MF	KAMINSKI Jakub	63'
16	FW	SWIDERSKI Karol	
17	MF	ZURKOWSKI Szymon	
19	MF	SZYMANSKI Sebastian	
21	MF	ZALEWSKI Nicola	
23	FW	PIATEK Krzysztof	71'
25	DF	GUMNY Robert	
26	MF	SKORAS Michal	



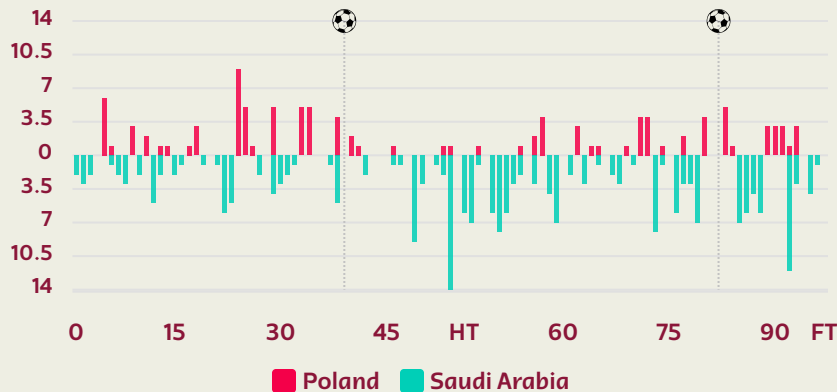
### STARTING

		MOHAMMED ALOWAIS	GK	21	
45'		ABDULELAH ALAMRI	DF	4	
		ALI ALBULAYHI	DF	5	
65'		MOHAMMED ALBURAYK	DF	6	
85'	20'	ABDULELAH ALMALKI	MF	8	
		FERAS ALBRIKAN	FW	9	
		(C) SALEM ALDAWSARI	FW	10	
86'		SALEH ALSHEHRI	FW	11	
		SAUD ABDULHAMID	DF	12	
46'		SAMI ALNAJI	MF	16	
		MOHAMED KANNO	MF	23	

### SUBSTITUTES

		MOHAMMED ALYAMI	GK	1	
		NAWAF ALAQIDI	GK	22	
65'		SULTAN ALGHANNAM	DF	2	
		ABDULLAH MADU	DF	3	
		SALMAN ALFARAJ	MF	7	
		YASSER ALSHAHRANI	DF	13	
		ABDULLAH OTAYF	MF	14	
		ALI ALHASSAN	MF	15	
		HASSAN ALTAMBAKTI	DF	17	
90+5'	46'	NAWAF ALABID	MF	18	
	90+5'	HATAN BAHBRI	FW	19	
85'		ABDULRAHMAN ALOBUD	FW	20	
86'		NASSER ALDAWSARI	MF	24	
		HAITHAM ASIRI	FW	25	
		RIYADH SHARAHILI	MF	26	

### Distribution in the Final Third



# Match Summary - Key Statistics



**Poland**



**Saudi Arabia**



## Possession

Total	30.4%	11.8%	57.8%	Total
2	Goals			0
8 (3)	Attempts at Goal (On Target)			16 (5)
303 (236)	Total Passes (Complete)			560 (494)
78 %	Pass Completion %			88 %
63	Completed Line Breaks			122
12	Defensive Line Breaks			19
95	Receptions in the Final Third			119
19	Crosses			24
12	Ball Progressions			30
329 (52)	Defensive Pressures Applied (Direct Pressures)			173 (38)
69	Forced Turnovers			53
52	Second Balls			81
114.8 km	Total Distance Covered			113.9 km
14.4 km	High Speed Distance Covered			14.7 km



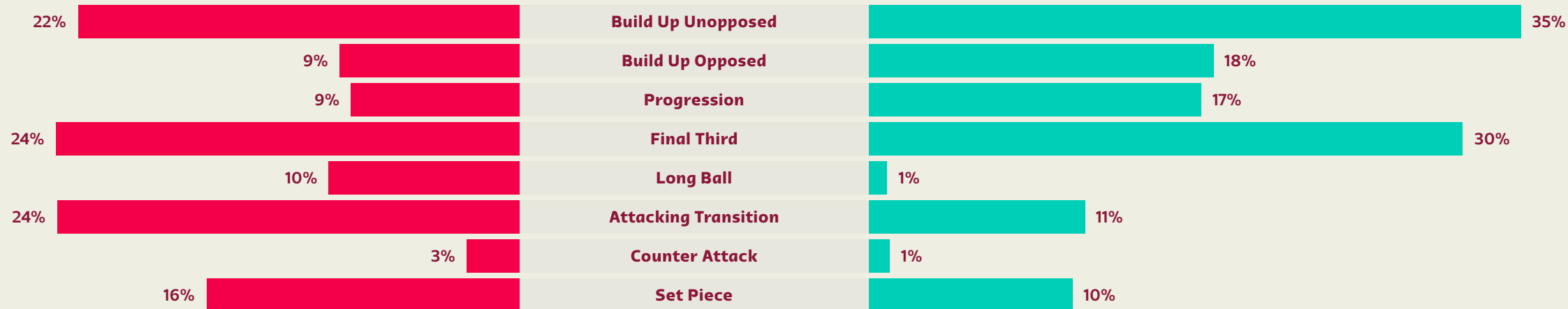
**Poland**

## Phases of Play

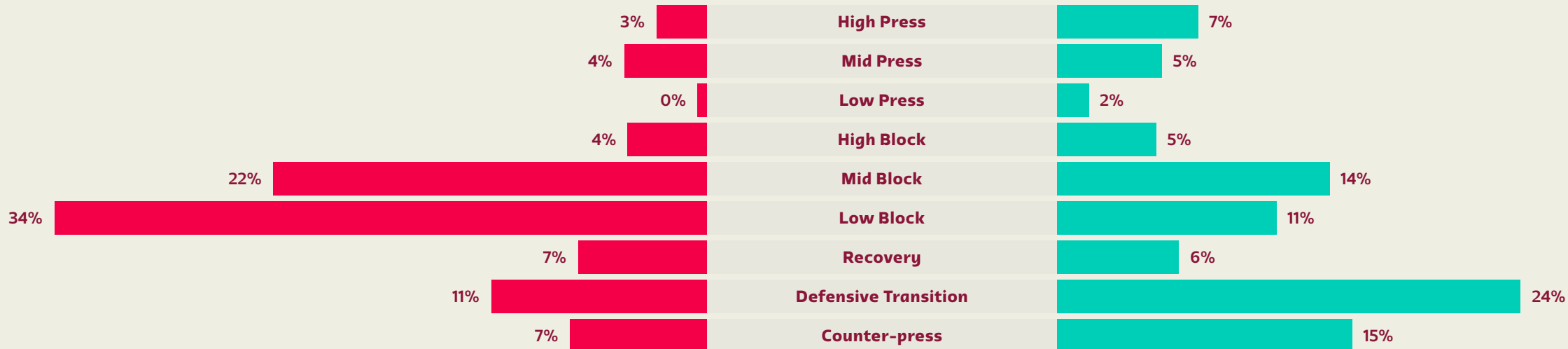
**Saudi Arabia**



### IN POSSESSION



### OUT OF POSSESSION





FIFA WORLD CUP  
Qatar 2022



# IN POSSESSION

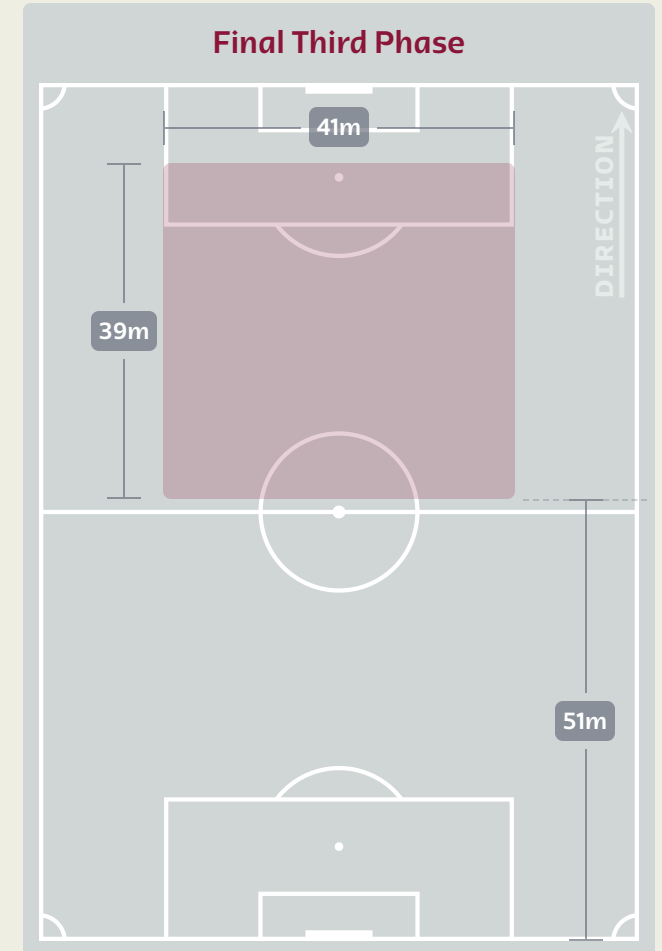
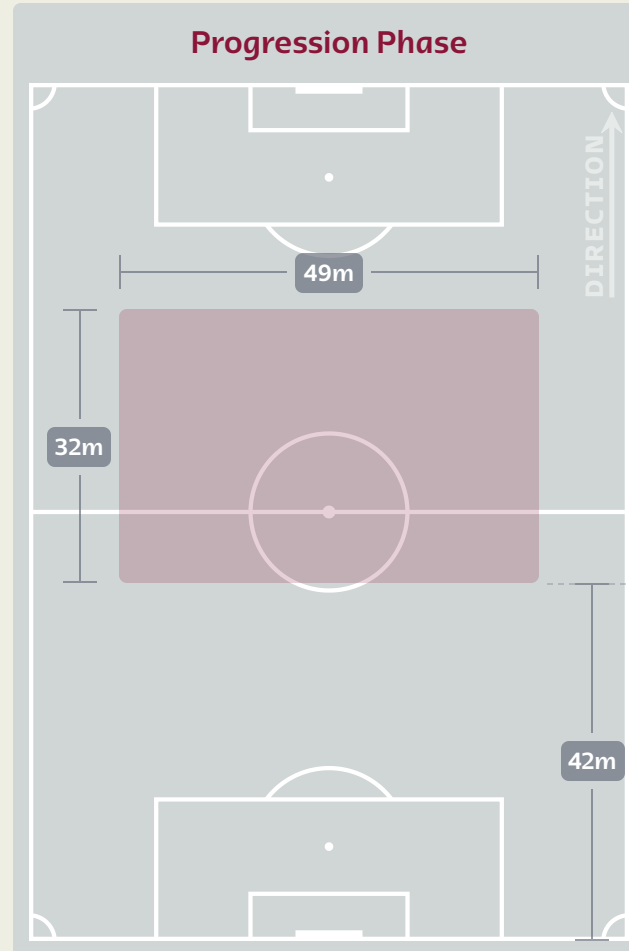
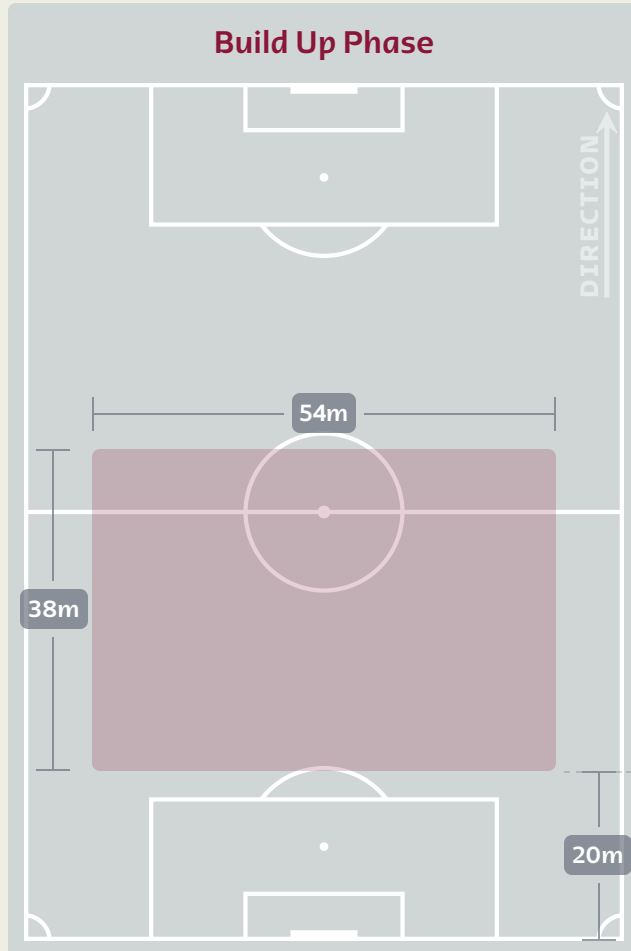


Poland v Saudi Arabia



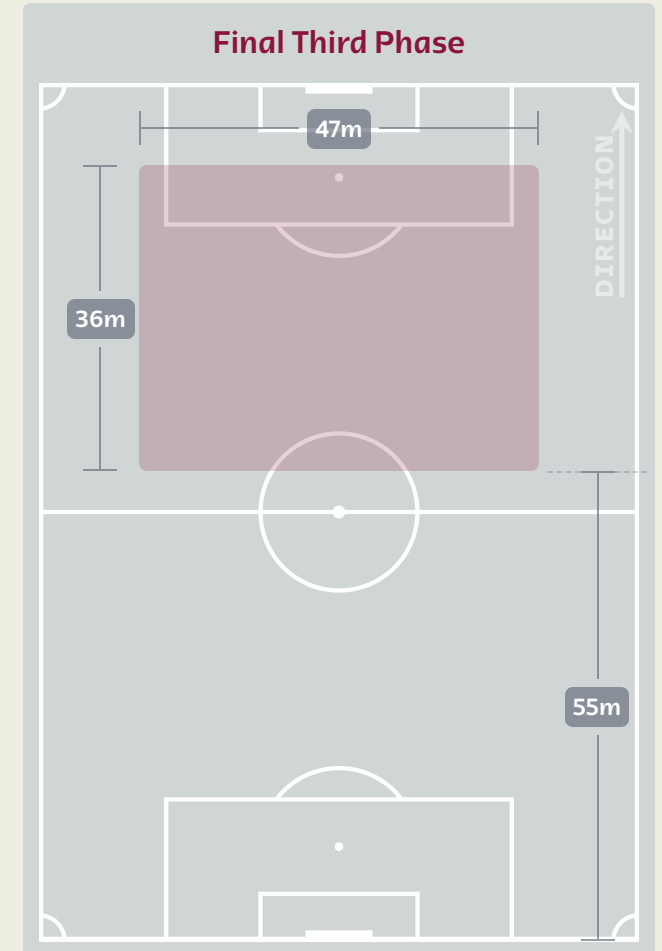
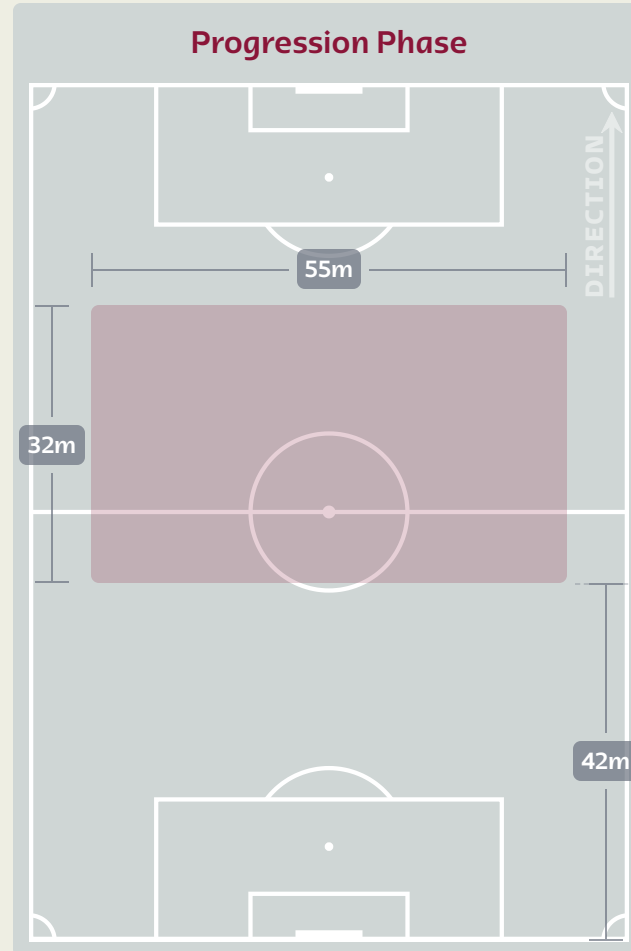
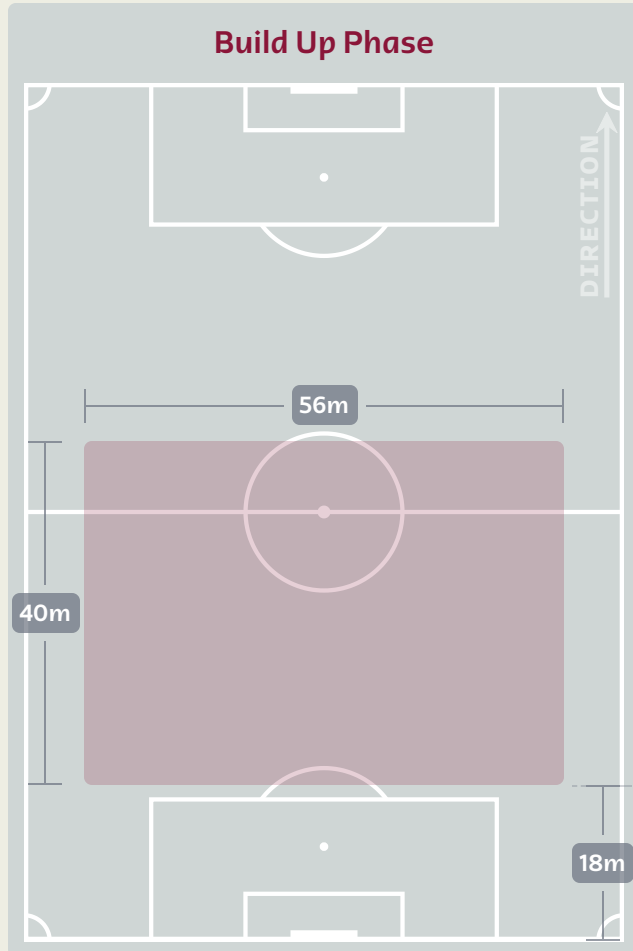
# In Possession Line Height & Team Length

**Poland**



# In Possession Line Height & Team Length

Saudi Arabia



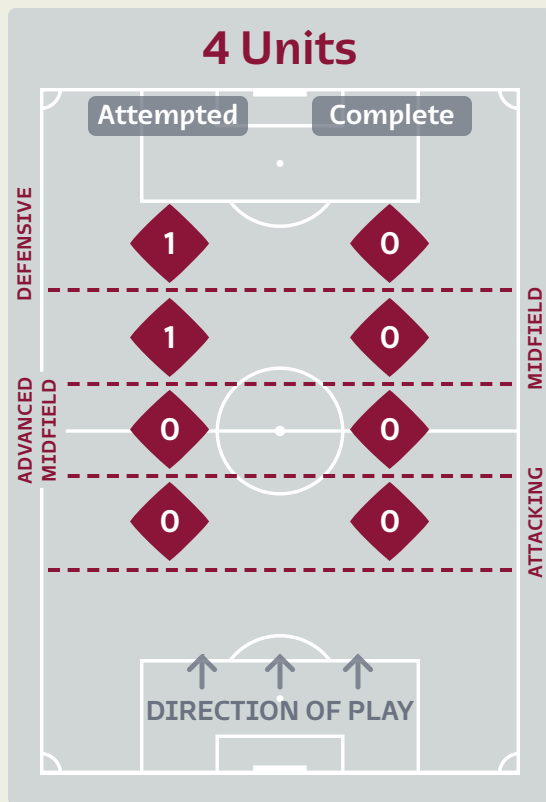
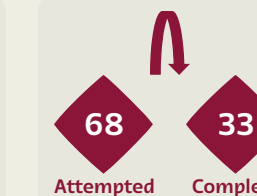
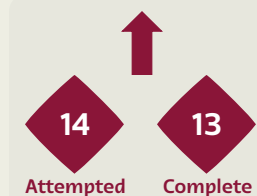
# Line Breaks



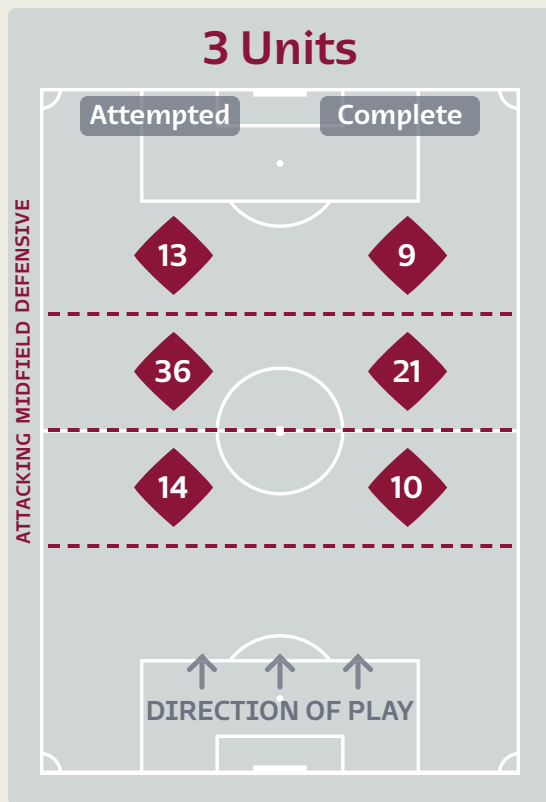
**Poland**

Attempted Line Breaks

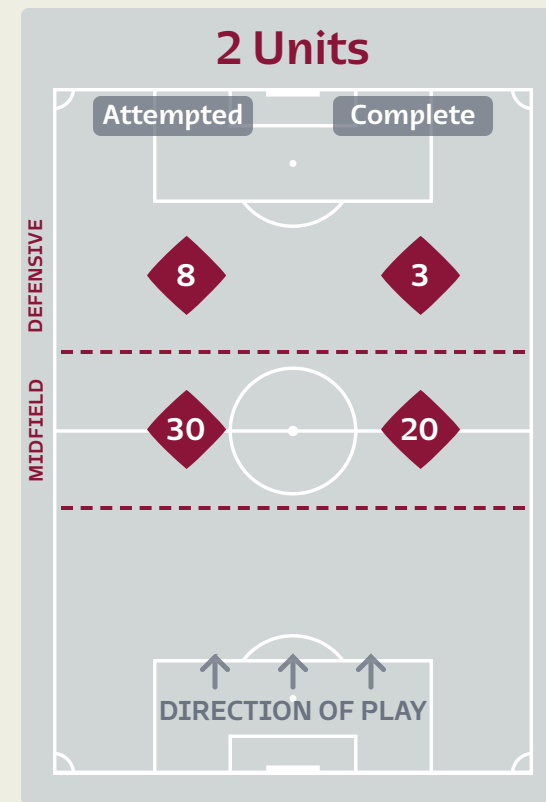
**103**



Attempted Line Breaks	2
Inside Shape	2
Outside Shape	0



Attempted Line Breaks	63
Inside Shape	45
Outside Shape	18



Attempted Line Breaks	38
Inside Shape	24
Outside Shape	14



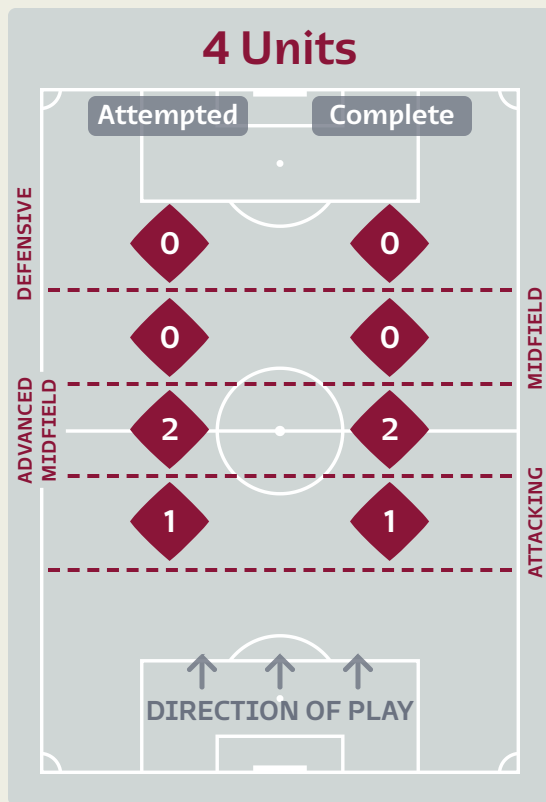
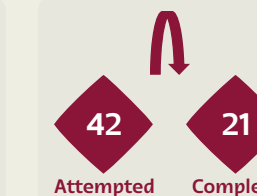

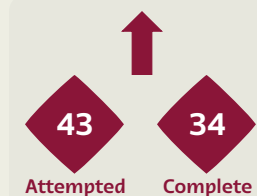
# Line Breaks



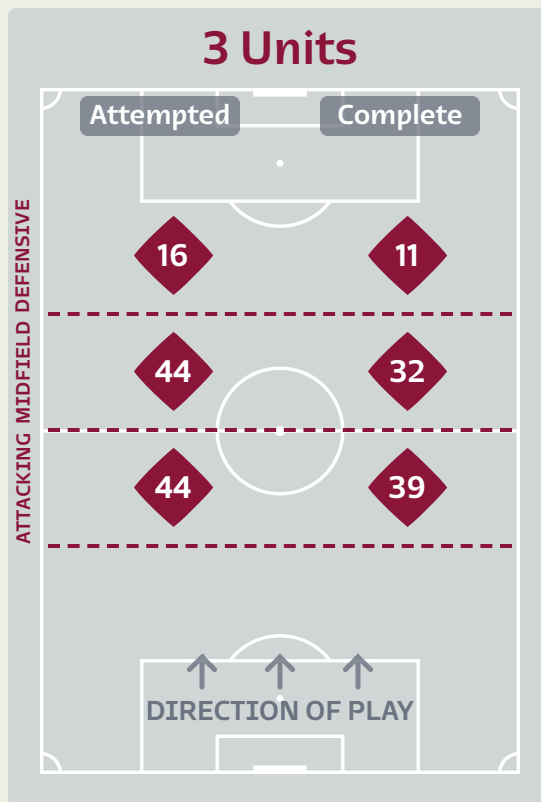
**Saudi Arabia**

Attempted Line Breaks

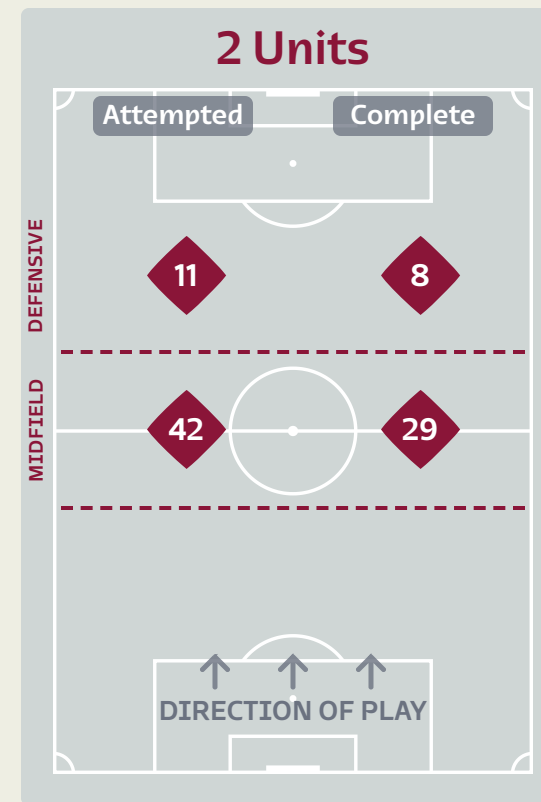
**160**



Attempted Line Breaks	<b>3</b>
Inside Shape	2
Outside Shape	1



Attempted Line Breaks	<b>104</b>
Inside Shape	44
Outside Shape	60



Attempted Line Breaks	<b>53</b>
Inside Shape	32
Outside Shape	21

## Line Breaks

Poland



					4 Units				3 Units			2 Units		Direction			Distribution Type		
#	Player	Line Breaks Attempted	Line Breaks Completed	Line Break Completion %	Attacking Line	Attacking Midfield Line	Midfield Line	Defensive Line	Attacking Line	Midfield Line	Defensive Line	Midfield Line	Defensive Line	Through	Around	Over	Pass	Cross	Ball Progression
1	SZCZESNY Wojciech	25	10	40%	0	0	1	0	3	11	0	10	0	0	1	24	25	0	0
2	CASH Matty	12	7	58%	0	0	0	0	3	5	0	2	2	0	2	10	11	1	0
6	BIELIK Krystian	3	3	100%	0	0	0	0	0	2	0	1	0	2	0	1	3	0	0
7	MILIK Arkadiusz	2	2	100%	0	0	0	0	0	1	0	0	1	1	0	1	2	0	0
9	LEWANDOWSKI Robert	5	4	80%	0	0	0	1	0	1	3	0	0	1	1	3	4	0	1
10	KRYCHOWIAK Grzegorz	9	6	66%	0	0	0	0	0	3	2	1	3	2	1	6	8	0	1
14	KIWIOR Jakub	9	6	66%	0	0	0	0	0	5	1	3	0	0	2	7	9	0	0
15	GLIK Kamil	4	3	75%	0	0	0	0	2	1	0	1	0	1	1	2	4	0	0
18	BERESZYNSKI Bartosz	13	5	38%	0	0	0	0	3	1	4	4	1	0	4	9	11	1	1
20	ZIELINSKI Piotr	6	5	83%	0	0	0	0	2	2	0	1	1	3	2	1	6	0	0
24	FRANKOWSKI Przemyslaw	9	7	77%	0	0	0	0	1	2	2	4	0	2	4	3	9	0	0
13	KAMINSKI Jakub	5	5	100%	0	0	0	0	0	2	0	3	0	2	2	1	5	0	0
23	PIATEK Krzysztof	1	0	0%	0	0	0	0	0	0	1	0	0	0	1	0	1	0	0

# Line Breaks

Saudi Arabia



					4 Units				3 Units			2 Units		Direction			Distribution Type		
#	Player	Line Breaks Attempted	Line Breaks Completed	Line Break Completion %	Attacking Line	Attacking Midfield Line	Midfield Line	Defensive Line	Attacking Line	Midfield Line	Defensive Line	Midfield Line	Defensive Line	Through	Around	Over	Pass	Cross	Ball Progression
21	MOHAMMED ALOWAIS	4	2	50%	0	0	0	0	2	1	0	1	0	0	1	3	4	0	0
4	ABDULELAH ALAMRI	23	18	78%	1	0	0	0	9	9	2	2	0	2	11	10	21	1	1
5	ALI ALBULAYHI	14	10	71%	0	0	0	0	7	5	0	2	0	6	6	2	14	0	0
6	MOHAMMED ALBURAYK	16	13	81%	0	0	0	0	6	3	0	6	1	0	10	6	15	1	0
8	ABDULELAH ALMALKI	15	10	66%	0	0	0	0	5	2	2	4	2	6	6	3	15	0	0
9	FERAS ALBRIKAN	4	3	75%	0	0	0	0	1	0	1	1	1	0	3	1	2	0	2
10	SALEM ALDAWSARI	19	12	63%	0	0	0	0	2	9	2	4	2	10	6	3	18	0	1
11	SALEH ALSHEHRI	1	1	100%	0	0	0	0	0	0	0	1	0	1	0	0	1	0	0
12	SAUD ABDULHAMID	24	22	91%	0	1	0	0	7	9	3	3	1	2	17	5	20	0	4
16	SAMI ALNAJI	4	4	100%	0	0	0	0	0	1	0	2	1	2	1	1	4	0	0
23	MOHAMED KANNO	26	23	88%	0	0	0	0	5	4	4	11	2	10	11	5	25	0	1
2	SULTAN ALGHANNAM	1	1	100%	0	0	0	0	0	0	0	1	0	0	0	1	0	1	0
18	NAWAF ALABID	5	1	20%	0	0	0	0	0	1	1	2	1	3	0	2	2	1	2
19	HATAN BAHBRI	0	0	0%	0	0	0	0	0	0	0	0	0	0	0	0	0	0	0
20	ABDULRAHMAN ALOBUD	2	0	0%	0	0	0	0	0	0	1	1	0	0	2	0	1	0	1
24	NASSER ALDAWSARI	2	2	100%	0	1	0	0	0	0	0	1	0	1	1	0	2	0	0

# Passing Networks

Poland



#	Passes From ↓ to →	SZCZESNY Wojciech	CASH Matty	BIELIK Krystian	MILIK Arkadiusz	LEWANDOWSKI Robert	KRYCHOWIAK Grzegorz	KIWIOR Jakub	GLIK Kamil	BERESZYNSKI Bartosz	ZIELINSKI Piotr	FRANKOWSKI Przemyslaw	KAMINSKI Jakub	PIATEK Krzysztof
1	SZCZESNY Wojciech	0	2	2	2	0	2	8	4	0	0	3	2	0
2	CASH Matty	3	0	0	0	4	2	2	5	0	0	4	2	1
6	BIELIK Krystian	2	2	0	1	1	5	5	1	2	2	2	2	0
7	MILIK Arkadiusz	0	0	1	0	1	2	0	0	0	2	4	0	0
9	LEWANDOWSKI Robert	0	4	0	0	0	0	1	1	2	2	1	0	0
10	KRYCHOWIAK Grzegorz	0	4	2	1	3	0	2	0	1	2	1	1	0
14	KIWIOR Jakub	9	2	3	1	1	2	0	6	5	1	0	0	0
15	GLIK Kamil	3	4	5	0	0	0	10	0	1	0	1	0	0
18	BERESZYNSKI Bartosz	2	0	2	1	0	1	1	2	0	3	1	0	0
20	ZIELINSKI Piotr	0	1	5	0	2	0	1	0	3	0	0	0	0
24	FRANKOWSKI Przemyslaw	0	6	1	1	4	0	1	1	1	0	0	1	1
13	KAMINSKI Jakub	0	3	1	0	2	0	0	0	0	0	0	0	1
23	PIATEK Krzysztof	0	0	1	0	0	0	0	0	0	0	0	0	0

Top 5 Player to Player Passers		
Player	Passed To	% of Total Team Passes
GLIK Kamil	KIWIOR Jakub	4.5%
KIWIOR Jakub	SZCZESNY Wojciech	4%
SZCZESNY Wojciech	KIWIOR Jakub	3.6%
KIWIOR Jakub	GLIK Kamil	2.7%
FRANKOWSKI Przemyslaw	CASH Matty	2.7%

# Passing Networks

Saudi Arabia

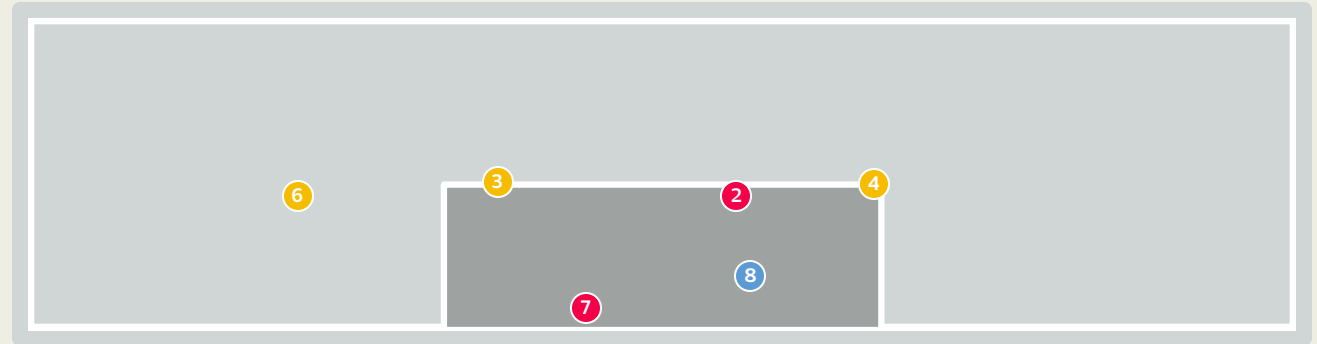
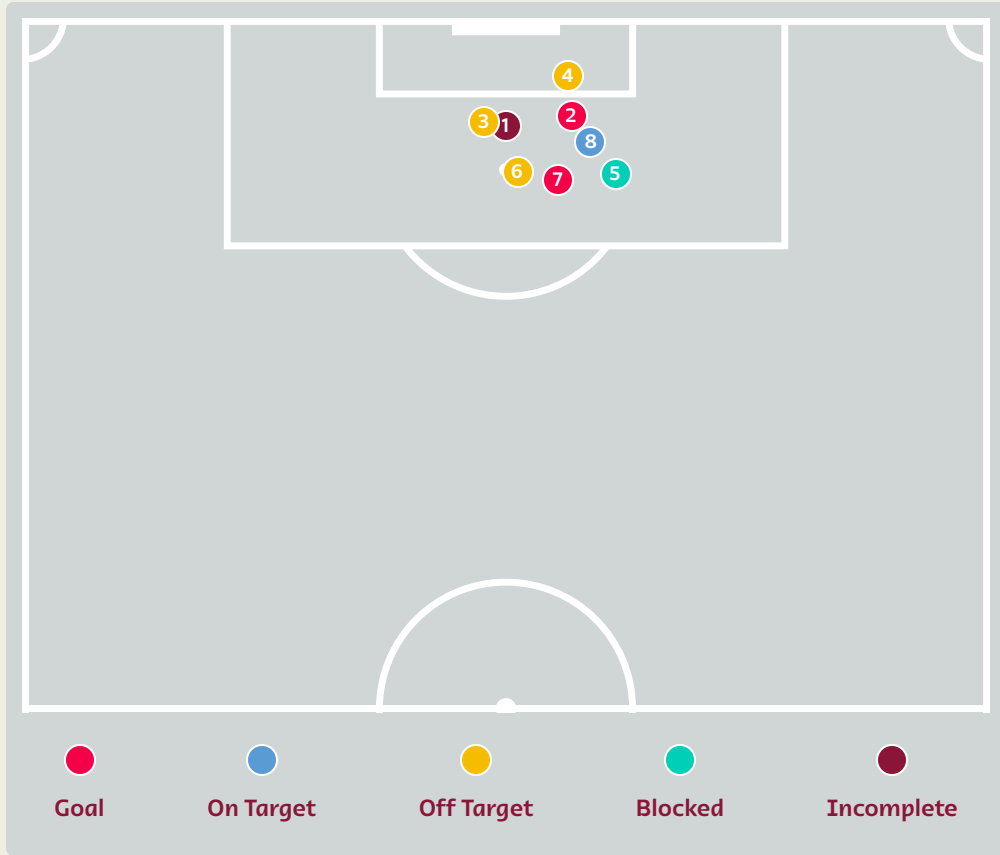


#	Passes From ↓ to →	MOHAMMED ALOWAIS	ABDULELAH ALAMRI	ALI ALBULAYHI	MOHAMMED ALBURAYK	ABDULELAH ALMALKI	FERAS ALBRIKAN	SALEM ALDAWSARI	SALEH ALSHEHRI	SAUD ABDULHAMID	SAMI ALNAJI	MOHAMED KANNO	SULTAN ALGHANNAM	NAWAF ALABID	HATAN BAHBRI	ABDULRAHMAN ALOBUD	NASSER ALDAWSARI
21	MOHAMMED ALOWAIS	0	4	6	3	0	2	1	0	1	0	1	0	0	0	0	0
4	ABDULELAH ALAMRI	2	0	5	6	4	4	3	1	6	1	11	1	1	0	1	2
5	ALI ALBULAYHI	4	11	0	9	4	1	6	1	5	0	6	1	3	0	0	1
6	MOHAMMED ALBURAYK	4	4	7	0	3	1	7	2	0	0	4	0	3	0	0	0
8	ABDULELAH ALMALKI	0	4	3	3	0	3	7	1	7	4	8	1	3	0	0	0
9	FERAS ALBRIKAN	0	1	0	3	3	0	2	0	1	2	4	0	2	0	1	1
10	SALEM ALDAWSARI	0	2	5	7	5	3	0	5	13	4	5	1	4	0	0	2
11	SALEH ALSHEHRI	0	0	1	0	3	0	1	0	1	1	2	0	2	0	0	0
12	SAUD ABDULHAMID	1	2	6	1	1	4	11	2	0	1	7	1	4	0	0	2
16	SAMI ALNAJI	0	0	3	1	2	0	2	0	4	0	2	0	0	0	0	0
23	MOHAMED KANNO	0	9	9	3	9	4	6	1	11	4	0	2	2	1	2	1
2	SULTAN ALGHANNAM	0	2	1	0	2	1	0	0	0	0	1	0	0	0	1	0
18	NAWAF ALABID	0	0	1	2	1	0	11	0	2	0	5	1	0	0	1	0
19	HATAN BAHBRI	0	0	0	0	0	0	0	0	0	0	0	0	0	0	0	1
20	ABDULRAHMAN ALOBUD	0	0	0	0	0	0	0	0	0	0	2	0	0	0	0	0
24	NASSER ALDAWSARI	0	1	2	0	0	0	2	0	0	0	1	1	1	0	2	0

Top 5 Player to Player Passers		
Player	Passed To	% of Total Team Passes
SALEM ALDAWSARI	SAUD ABDULHAMID	2.8%
ABDULELAH ALAMRI	MOHAMED KANNO	2.3%
ALI ALBULAYHI	ABDULELAH ALAMRI	2.3%
SAUD ABDULHAMID	SALEM ALDAWSARI	2.3%
MOHAMED KANNO	SAUD ABDULHAMID	2.3%

# Attempts at Goal

Poland



Key	Outcome	Shots
●	Goals	2
●	On Target	1
●	Off Target	3
●	Blocked	1
●	Incomplete	1

## Attempts at Goal

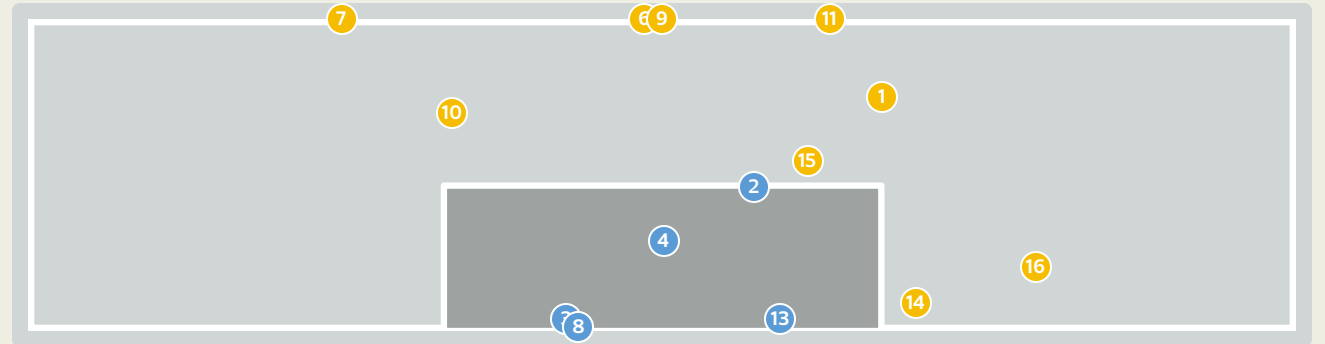
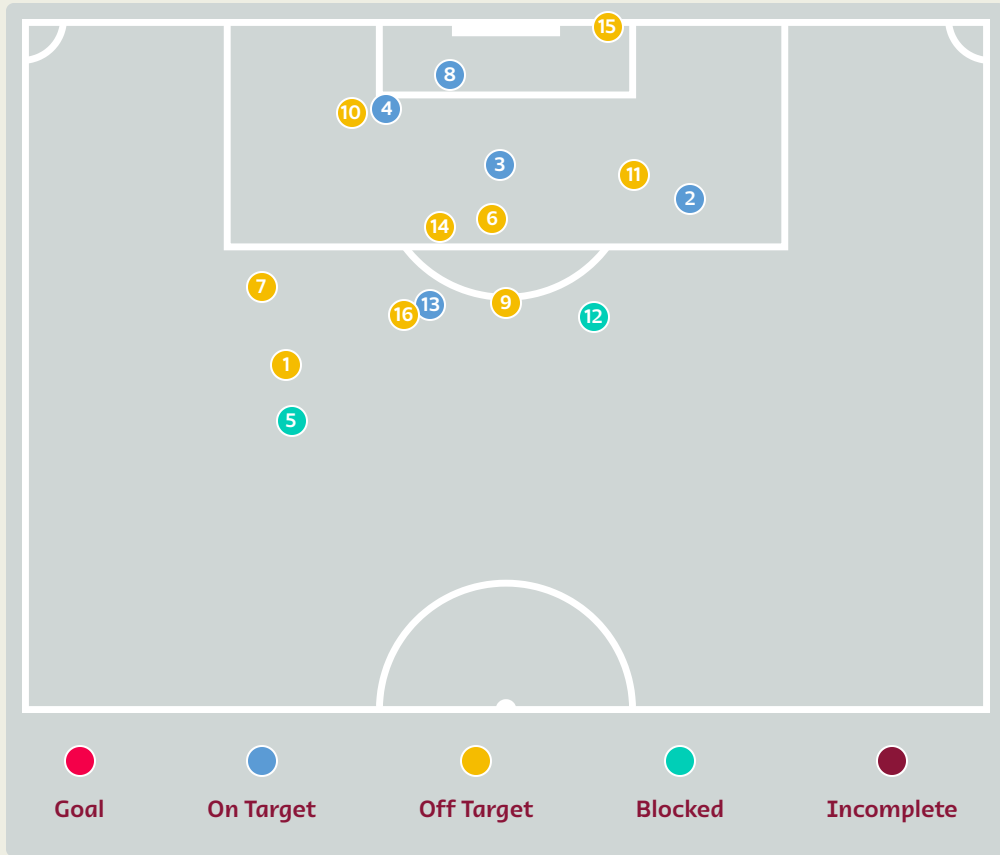
Poland



Time	Player	Outcome	Body Part	Delivery Type
25	6 BIELIK Krystian	Incomplete - Defensive Event	Head	Corner
38	20 ZIELINSKI Piotr	On Target - Goal	Right Foot	Pass
62	7 MILIK Arkadiusz	Off Target	Head	Cross
65	9 LEWANDOWSKI Robert	Off Target	Left Foot	Cross
72	9 LEWANDOWSKI Robert	Incomplete - Blocked	Right Foot	Cross
80	23 PIATEK Krzysztof	Off Target	Head	Cross
81	9 LEWANDOWSKI Robert	On Target - Goal	Left Foot	Loose Ball
89	9 LEWANDOWSKI Robert	On Target - Saved	Right Foot	Ball Progression

# Attempts at Goal

Saudi Arabia



Key	Outcome	Shots
<span style="color: red;">●</span>	Goals	0
<span style="color: blue;">●</span>	On Target	5
<span style="color: yellow;">●</span>	Off Target	9
<span style="color: teal;">●</span>	Blocked	2
<span style="color: darkred;">●</span>	Incomplete	0



# Attempts at Goal

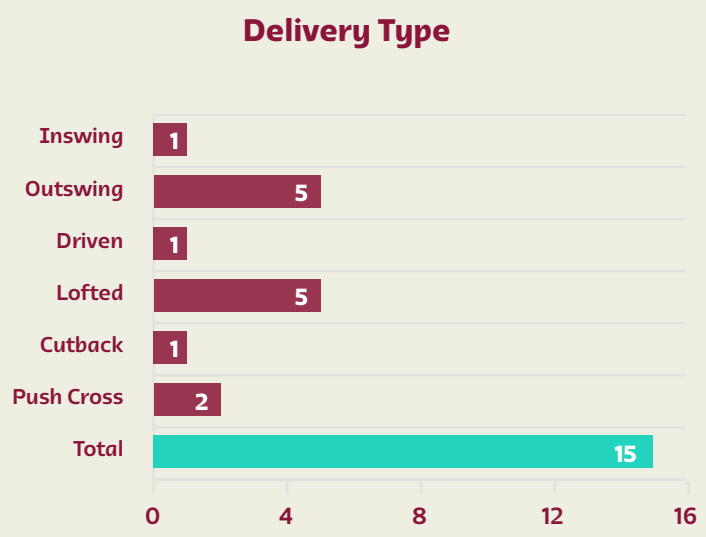
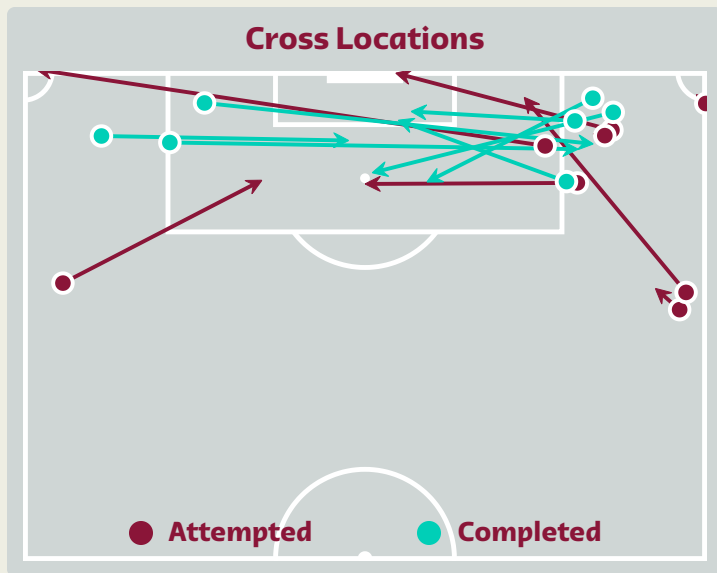
## Saudi Arabia



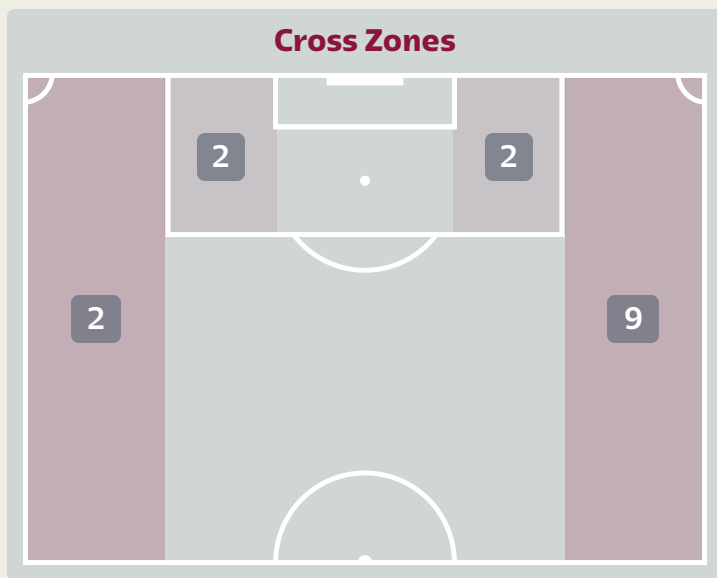
Time	Player	Outcome	Body Part	Delivery Type
7	6 MOHAMMED ALBURAYK	Deflected Off Target - Defensive Event	Right Foot	Pass
12	23 MOHAMED KANNO	On Target - Saved	Right Foot	Pass
45	10 SALEM ALDAWSARI	On Target - Saved	Right Foot	Penalty
45	6 MOHAMMED ALBURAYK	On Target - Saved	Right Foot	Other
50	12 SAUD ABDULHAMID	Incomplete - Blocked	Right Foot	Pass
50	23 MOHAMED KANNO	Off Target	Right Foot	Pass
53	10 SALEM ALDAWSARI	Off Target	Right Foot	Pass
54	10 SALEM ALDAWSARI	On Target - Saved	Left Foot	Loose Ball
54	8 ABDULELAH ALMALKI	Off Target	Right Foot	Loose Ball
59	9 FERAS ALBRIKAN	Off Target	Left Foot	Pass
60	23 MOHAMED KANNO	Off Target	Right Foot	Loose Ball
67	18 NAWAF ALABID	Incomplete - Blocked	Left Foot	Freekick
68	10 SALEM ALDAWSARI	On Target - Saved	Right Foot	Pass
77	8 ABDULELAH ALMALKI	Off Target	Left Foot	Loose Ball
86	20 ABDULRAHMAN ALOBUD	Off Target	Head	Cross
95	23 MOHAMED KANNO	Off Target	Right Foot	Pass

# Crosses (Open Play)

**Poland**



#	Player	Inswing	Outswing	Driven	Lofted	Cutback	Push Cross	Total Attempted
1	SZCZESNY Wojciech	0	0	0	0	0	0	0
2	CASH Matty	0	0	0	3	1	1	5
6	BIELIK Krystian	0	0	0	0	0	0	0
7	MILIK Arkadiusz	0	0	0	0	0	0	0
9	LEWANDOWSKI Robert	0	0	1	0	0	0	1
10	KRYCHOWIAK Grzegorz	0	0	0	0	0	0	0
14	KIWIOR Jakub	0	0	0	0	0	0	0
15	GLIK Kamil	0	0	0	0	0	0	0
18	BERESZYNSKI Bartosz	1	0	0	1	0	0	2
20	ZIELINSKI Piotr	0	1	0	0	0	0	1
24	FRANKOWSKI Przemyslaw	0	3	0	0	0	0	3
13	KAMINSKI Jakub	0	1	0	1	0	1	3
23	PIATEK Krzysztof	0	0	0	0	0	0	0



Attempted

**15**

Completed

**7**

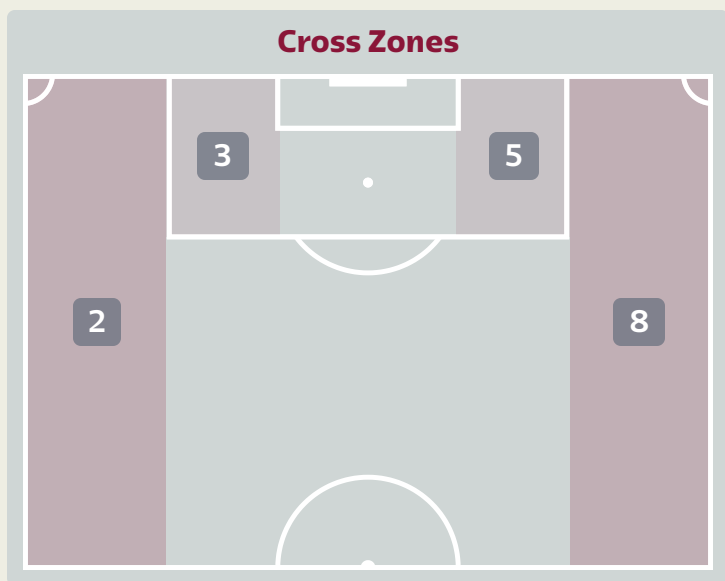
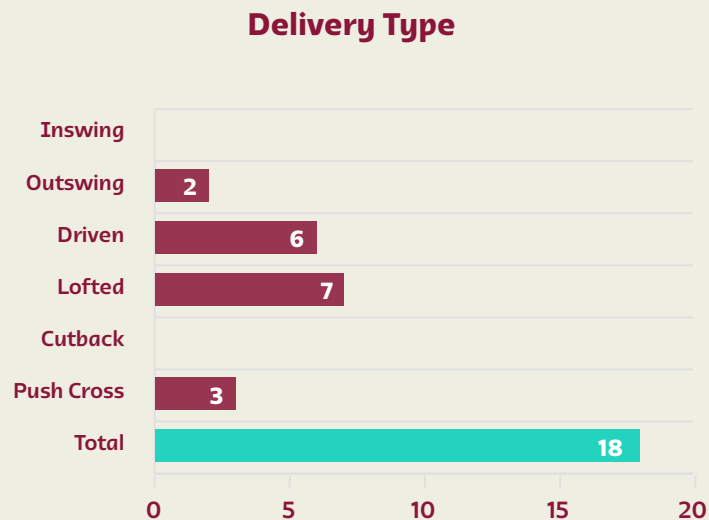
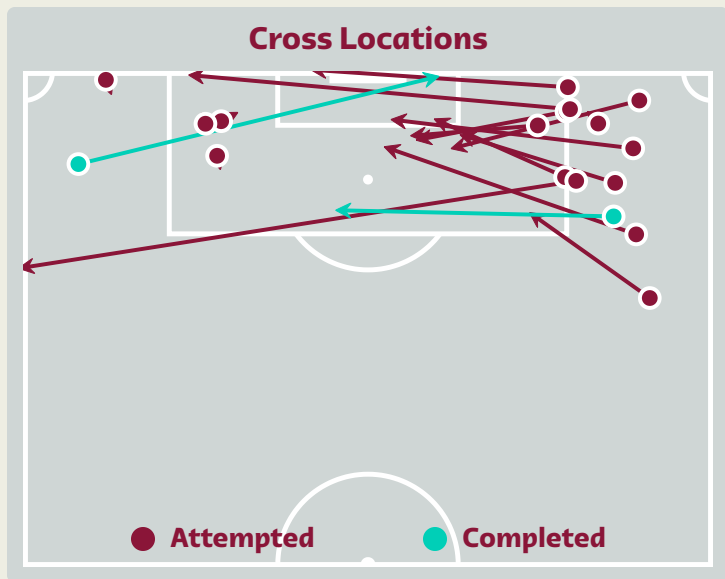
**Most Crosses Attempted**

**5**

**CASH Matty**  
RIGHT BACK

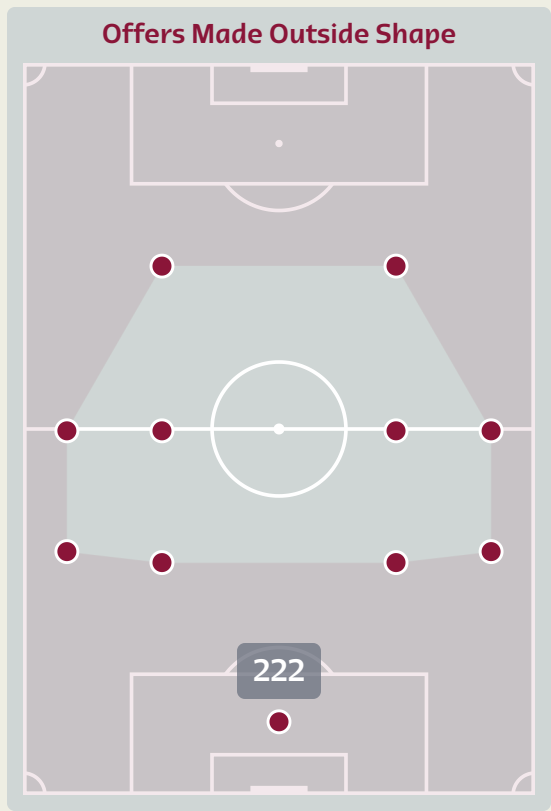
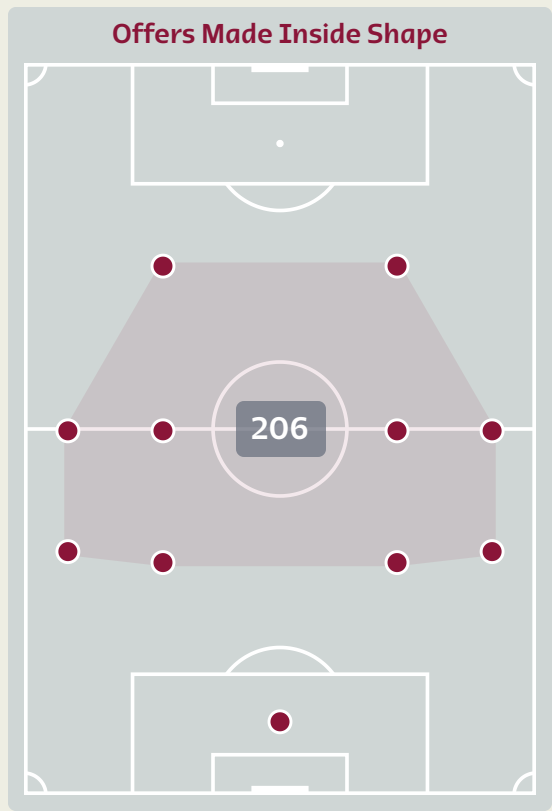
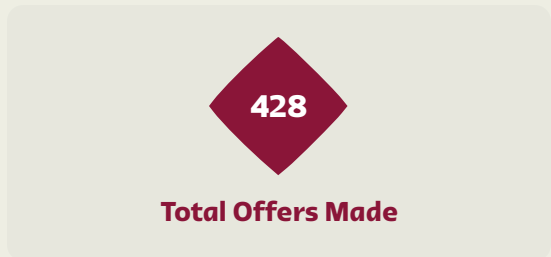
# Crosses (Open Play)

Saudi Arabia



#	Player	Inswing	Outswing	Driven	Lofted	Cutback	Push Cross	Total Attempted
21	MOHAMMED ALLOWAIS	0	0	0	0	0	0	0
4	ABDULELAH ALAMRI	0	0	0	1	0	0	1
5	ALI ALBULAYHI	0	0	0	0	0	0	0
6	MOHAMMED ALBURAYK	0	0	0	1	0	0	1
8	ABDULELAH ALMALKI	0	0	0	0	0	0	0
9	FERAS ALBRIKAN	0	0	1	0	0	0	1
10	SALEM ALDAWSARI	0	0	2	0	0	0	2
11	SALEH ALSHEHRI	0	1	0	1	0	0	2
12	SAUD ABDULHAMID	0	1	1	1	0	1	4
16	SAMI ALNAJI	0	0	1	0	0	1	2
23	MOHAMED KANNO	0	0	0	0	0	0	0
2	SULTAN ALGHANNAM	0	0	1	1	0	0	2
18	NAWAF ALABID	0	0	0	0	0	0	0
19	HATAN BAHBRI	0	0	0	0	0	0	0
20	ABDULRAHMAN ALOBUD	0	0	0	1	0	1	2
24	NASSER ALDAWSARI	0	0	0	1	0	0	1

# Offering to Receive

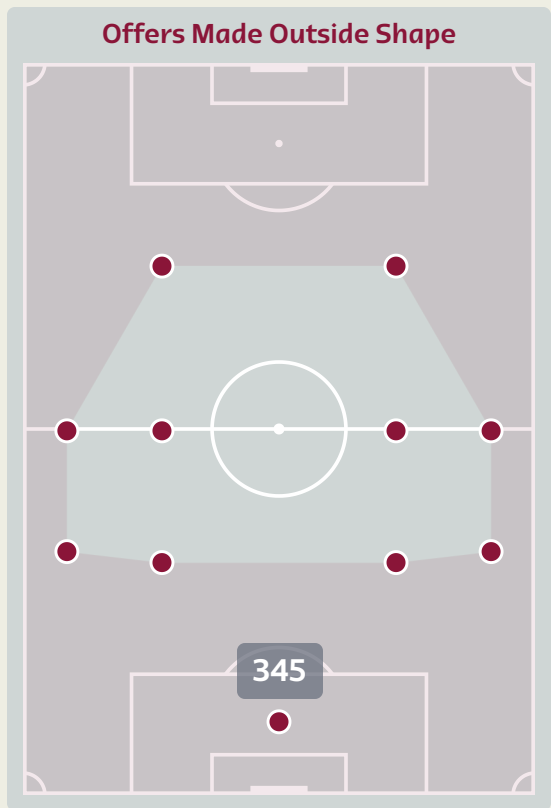
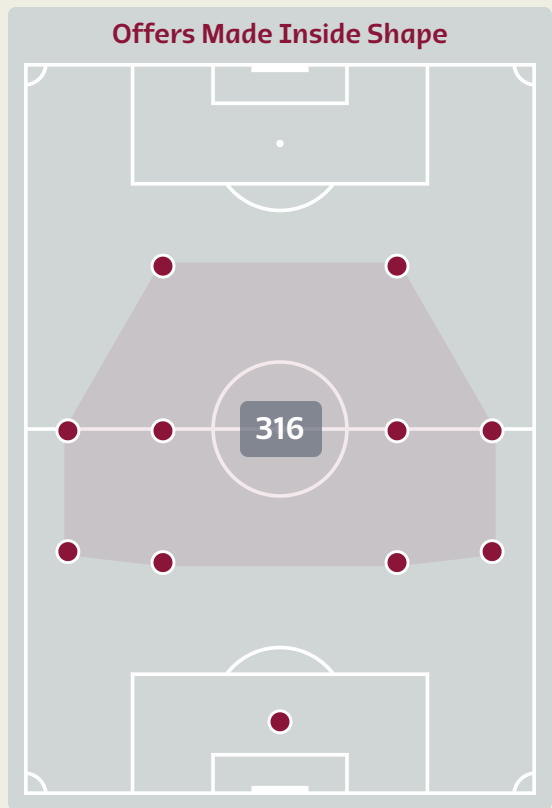
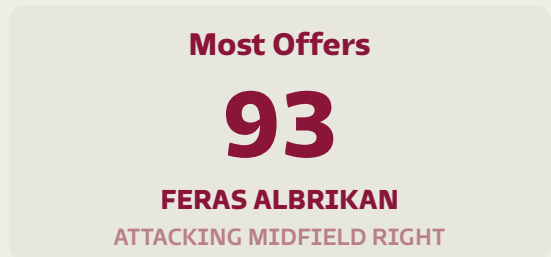
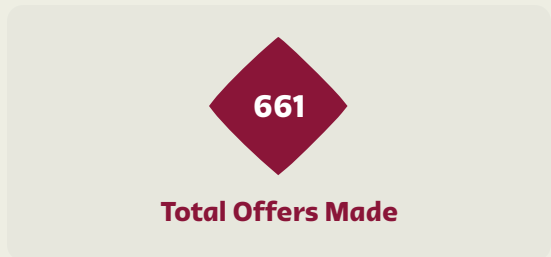


#	Player	Offers Made	Offers Received	% Made & Received
1	SZCZESNY Wojciech	11	9	81.8%
2	CASH Matty	47	19	40.4%
6	BIELIK Krystian	20	6	30%
7	MILIK Arkadiusz	57	10	17.5%
9	LEWANDOWSKI Robert	73	18	24.7%
10	KRYCHOWIAK Grzegorz	24	8	33.3%
14	KIWIOR Jakub	22	14	63.6%
15	GLIK Kamil	15	5	33.3%
18	BERESZYNSKI Bartosz	15	7	46.7%
20	ZIELINSKI Piotr	46	7	15.2%
24	FRANKOWSKI Przemyslaw	55	13	23.6%
13	KAMINSKI Jakub	22	8	36.4%
23	PIATEK Krzysztof	21	5	23.8%

# Saudi Arabia



## Offering to Receive



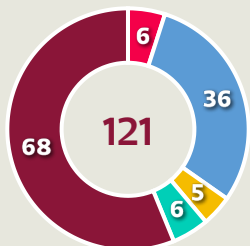
#	Player	Offers Made	Offers Received	% Made & Received
21	MOHAMMED ALLOWAIS	12	3	25%
4	ABDULELAH ALAMRI	34	15	44.1%
5	ALI ALBULAYHI	49	25	51%
6	MOHAMMED ALBURAYK	52	20	38.5%
8	ABDULELAH ALMALKI	58	21	36.2%
9	FERAS ALBRIKAN	93	15	16.1%
10	SALEM ALDAWSARI	88	45	51.1%
11	SALEH ALSHEHRI	51	10	19.6%
12	SAUD ABDULHAMID	28	11	39.3%
16	SAMI ALNAJI	29	11	37.9%
23	MOHAMED KANNO	88	39	44.3%
2	SULTAN ALGHANNAM	26	10	38.5%
18	NAWAF ALABID	32	19	59.4%
19	HATAN BAHBRI	2	1	50%
20	ABDULRAHMAN ALOBUD	9	3	33.3%
24	NASSER ALDAWSARI	10	5	50%

# Movement to Receive

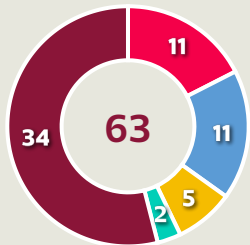


## Movement Types by Phase

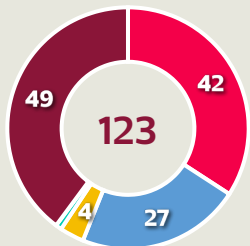
### Final Third Phase



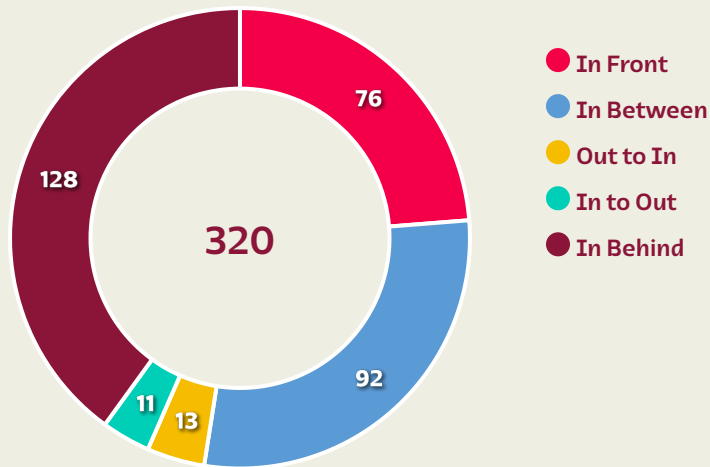
### Progression Phase



### Build Up Phase



## All Movement Types

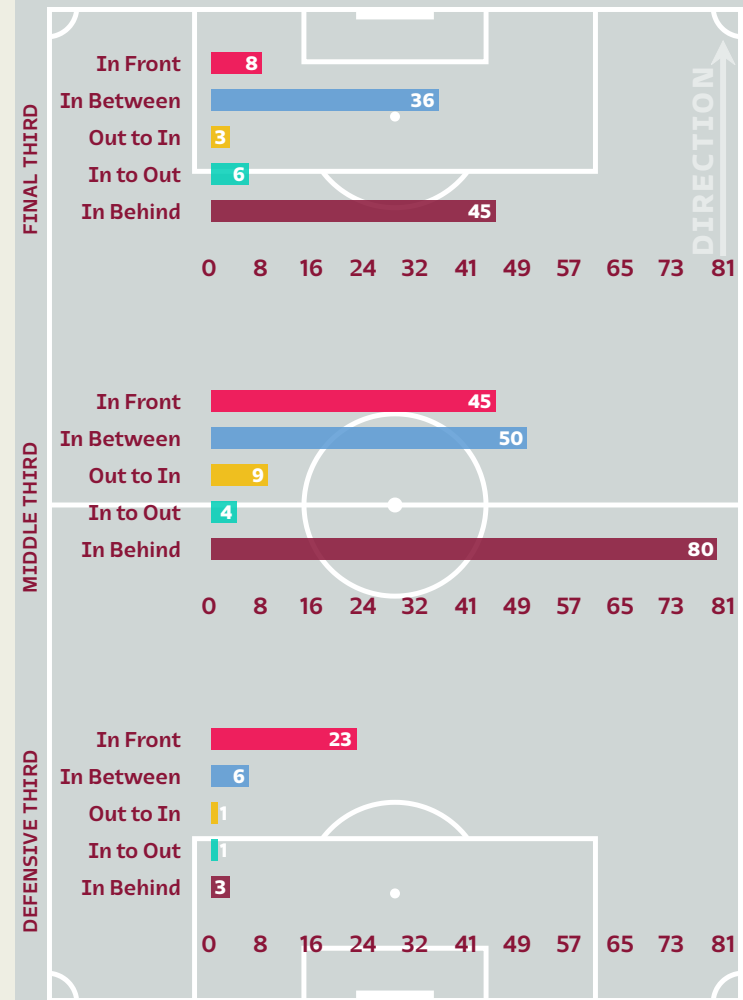


- In Front
- In Between
- Out to In
- In to Out
- In Behind

## Top Ranked Players

Type	Player	Movements
In Front	20 ZIELINSKI Piotr	17
In Between	9 LEWANDOWSKI Robert	26
Out to In	7 MILIK Arkadiusz	5
In to Out	10 KRYCHOWIAK Grzegorz	4
In Behind	9 LEWANDOWSKI Robert	35

## Movement Types Pitch Third



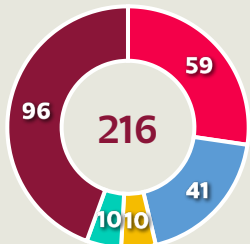
# Saudi Arabia



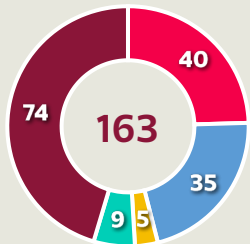
## Movement to Receive

### Movement Types by Phase

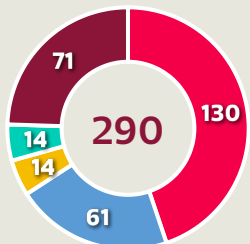
#### Final Third Phase



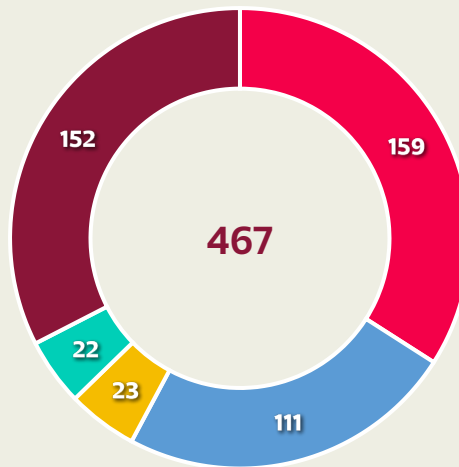
#### Progression Phase



#### Build Up Phase



### All Movement Types

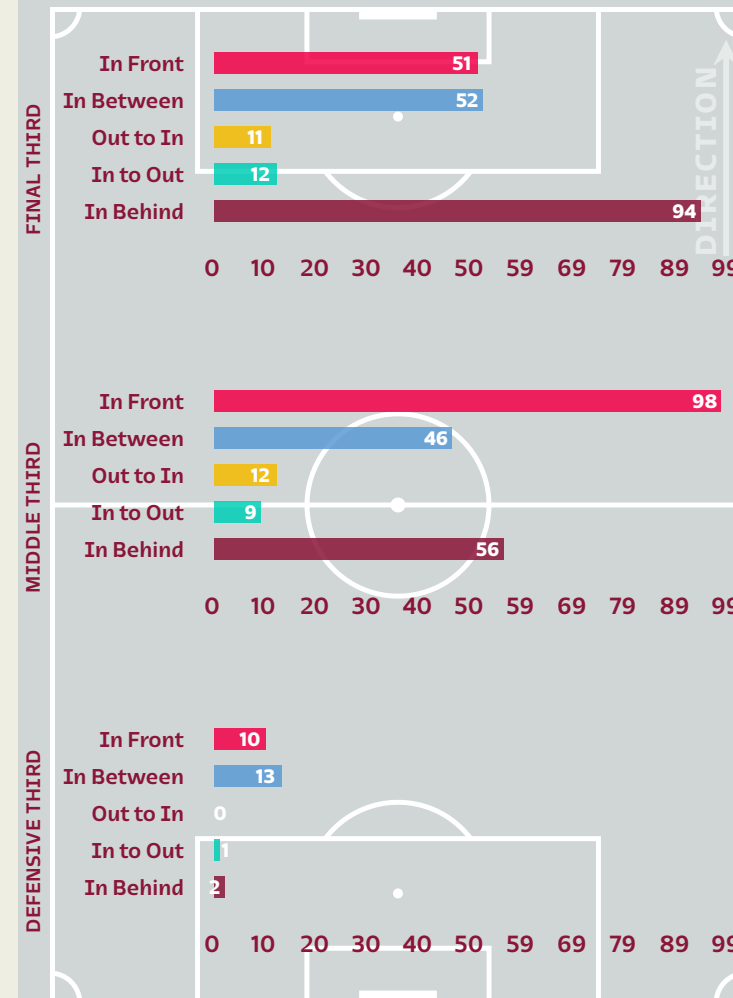


- In Front
- In Between
- Out to In
- In to Out
- In Behind

### Top Ranked Players

Type	Player	Movements
In Front	23 MOHAMED KANNO	48
In Between	11 SALEH ALSHEHRI	23
Out to In	10 SALEM ALDAWSARI	12
In to Out	18 NAWAF ALABID	5
In Behind	9 FERAS ALBRIKAN	56

### Movement Types Pitch Third





FIFA WORLD CUP  
Qatar 2022



# OUT OF POSSESSION



Poland v Saudi Arabia





# Defensive Actions

**69**

Forced Turnovers

**44**

Possession Regained

**9**

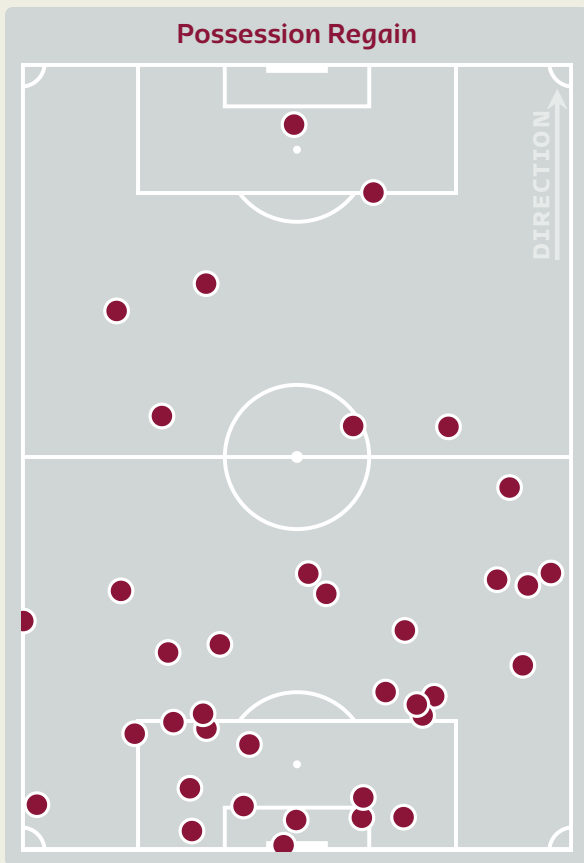
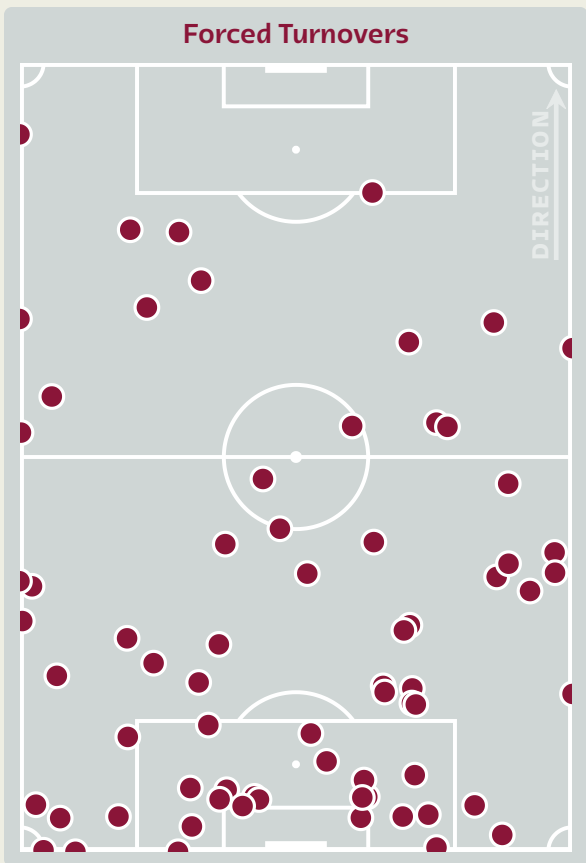
Interceptions

**34**

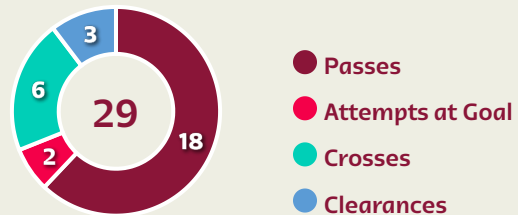
Tackles

**2.55**

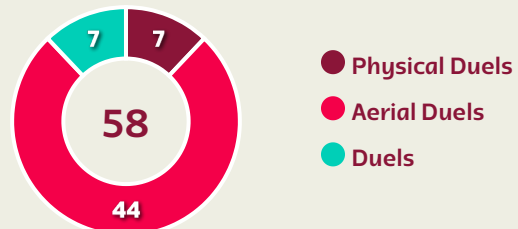
Possession Actions / Defensive Action



## Blocks



## Possession Contests



## Most Possession Regains

**7**

**BERESZYNSKI Bartosz**

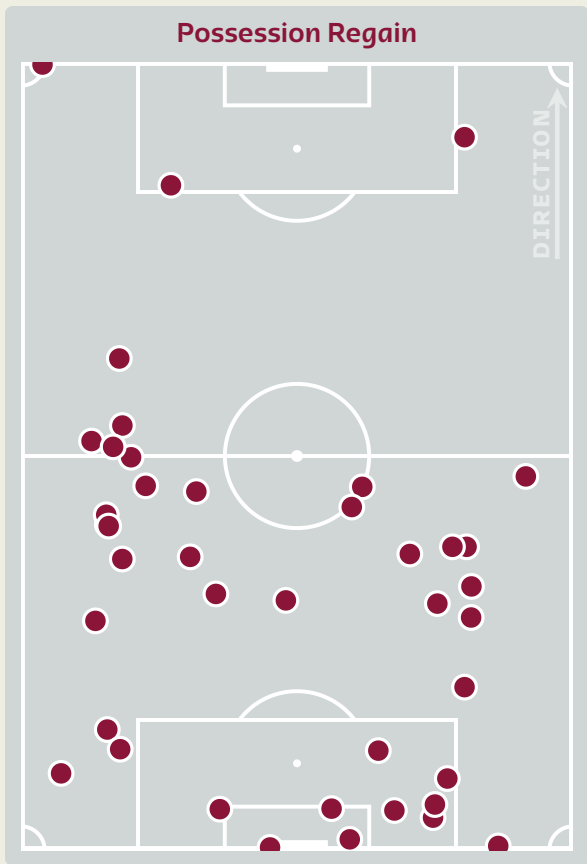
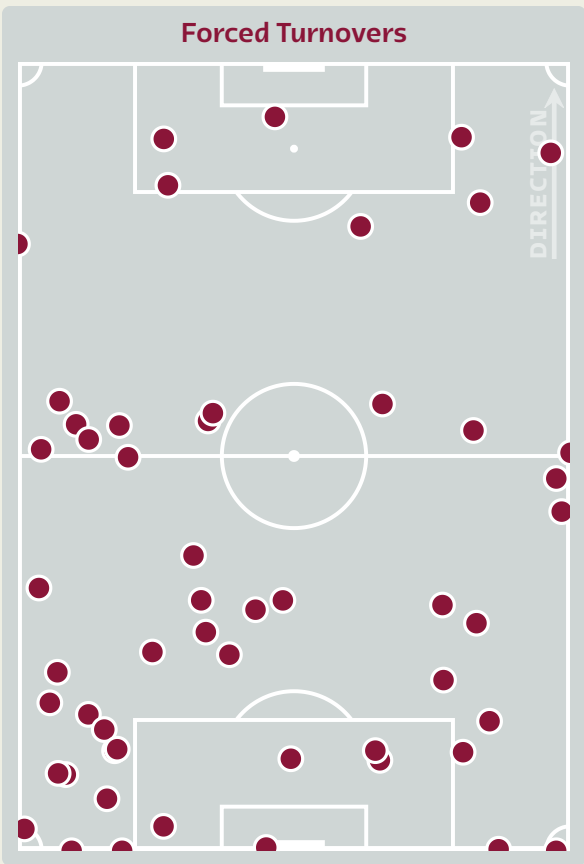
LEFT BACK

**Poland**

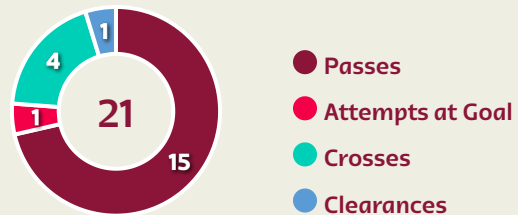


#	Player	Total Possession Regains
1	SZCZESNY Wojciech	6
2	CASH Matty	1
6	BIELIK Krystian	5
7	MILIK Arkadiusz	3
9	LEWANDOWSKI Robert	2
10	KRYCHOWIAK Grzegorz	4
14	KIWIOR Jakub	3
15	GLIK Kamil	5
18	BERESZYNSKI Bartosz	7
20	ZIELINSKI Piotr	3
24	FRANKOWSKI Przemyslaw	2
13	KAMINSKI Jakub	2
23	PIATEK Krzysztof	1

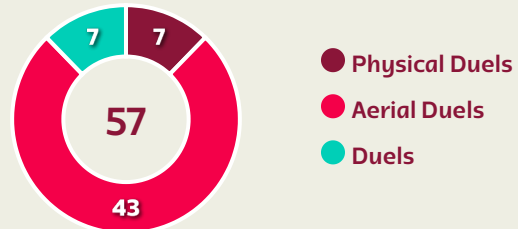
# Defensive Actions



## Blocks



## Possession Contests



## Most Possession Regains



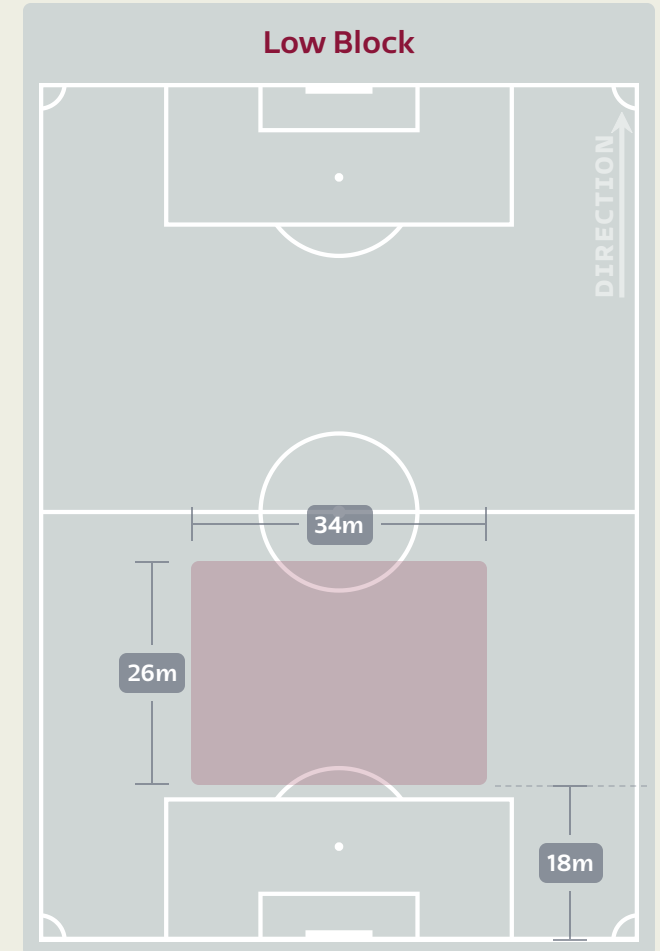
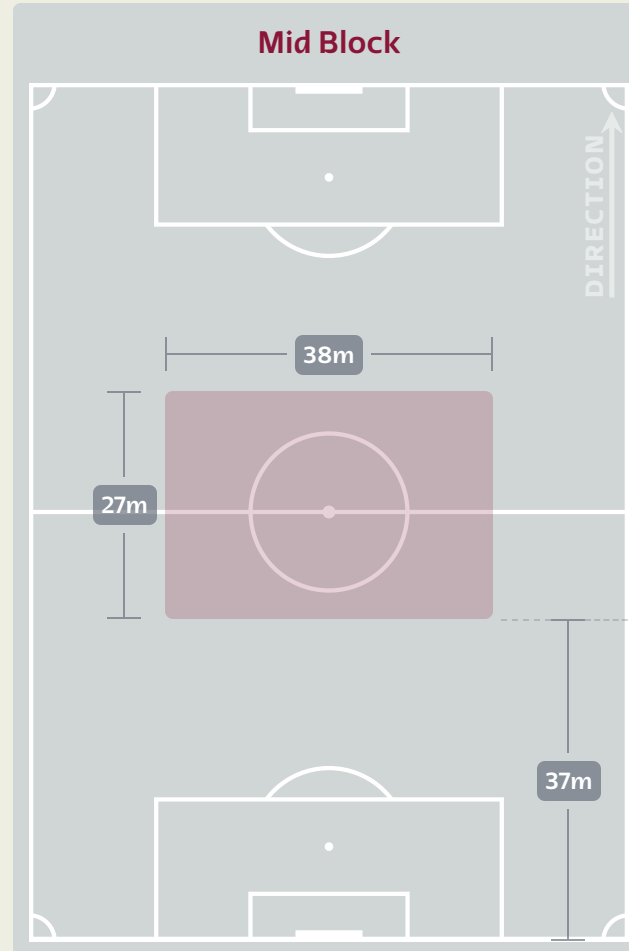
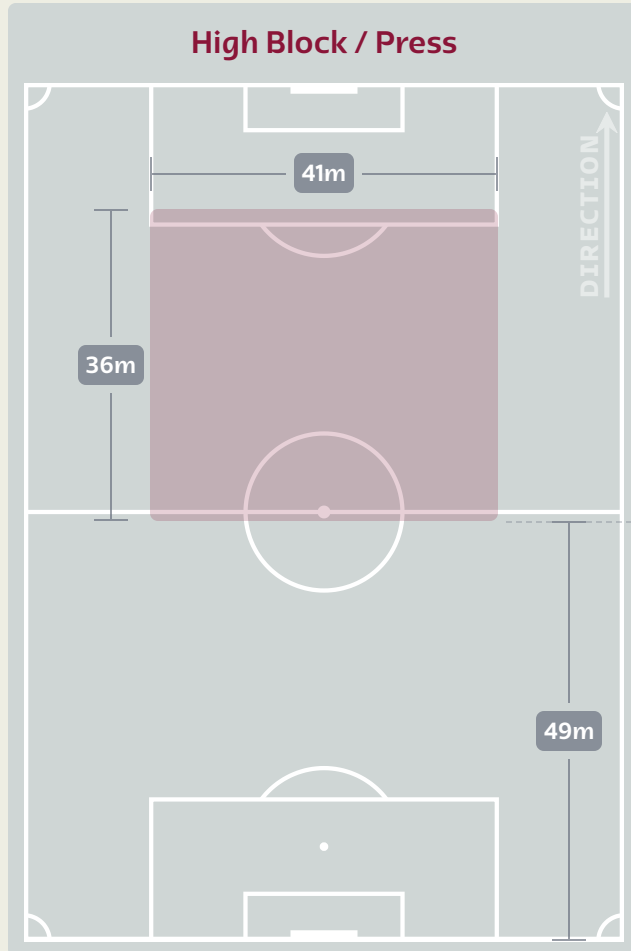
# Saudi Arabia



#	Player	Total Possession Regains
21	MOHAMMED ALLOWAIS	5
4	ABDULELAH ALAMRI	8
5	ALI ALBULAYHI	6
6	MOHAMMED ALBURAYK	5
8	ABDULELAH ALMALKI	3
9	FERAS ALBRIKAN	2
10	SALEM ALDAWSARI	2
11	SALEH ALSHEHRI	1
12	SAUD ABDULHAMID	5
16	SAMI ALNAJI	2
23	MOHAMED KANNO	7
2	SULTAN ALGHANNAM	0
18	NAWAF ALABID	2
19	HATAN BAHBRI	0
20	ABDULRAHMAN ALOBUD	0
24	NASSER ALDAWSARI	0

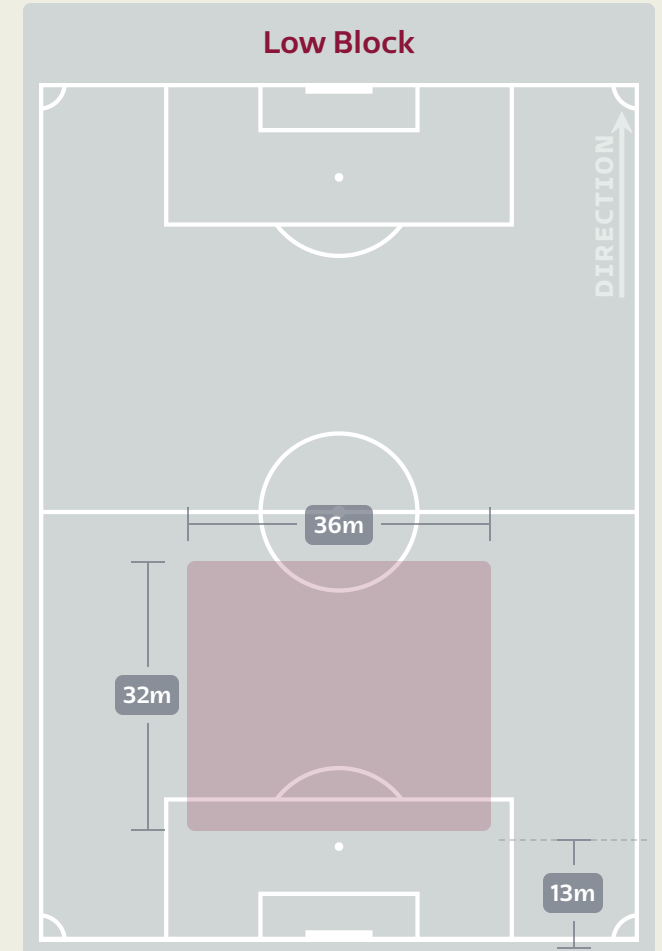
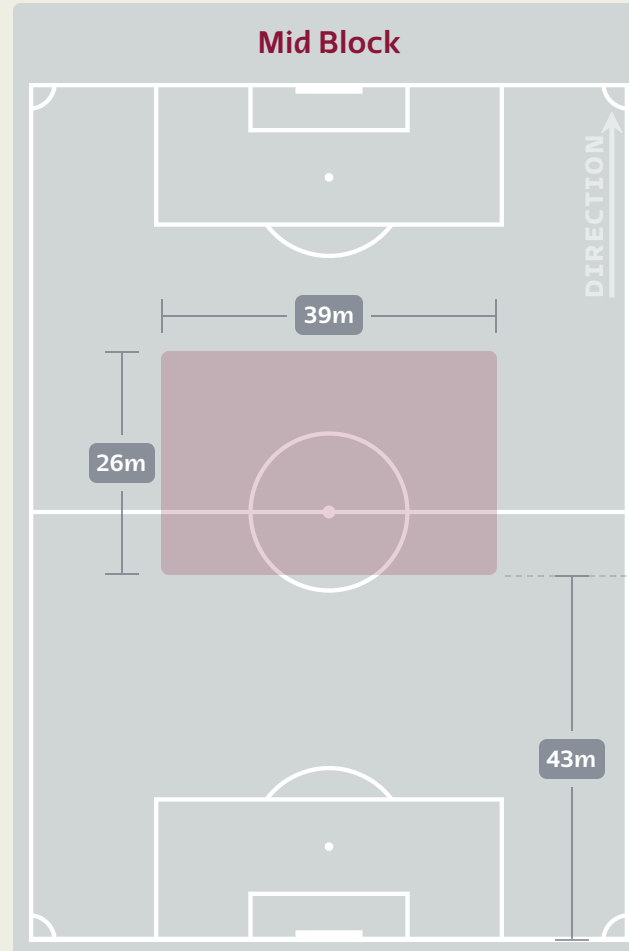
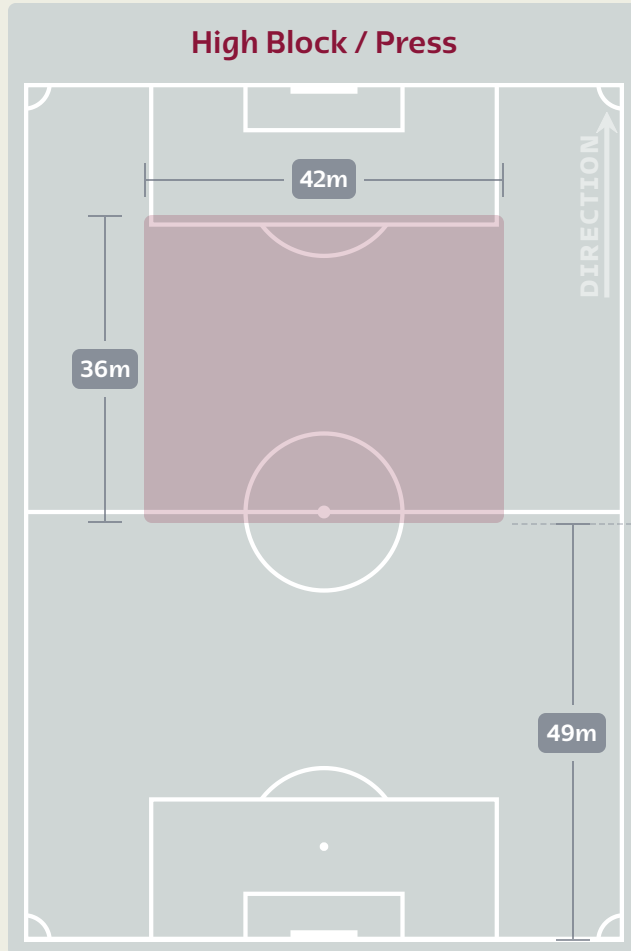
# Defensive Line Height & Team Length

Poland



# Defensive Line Height & Team Length

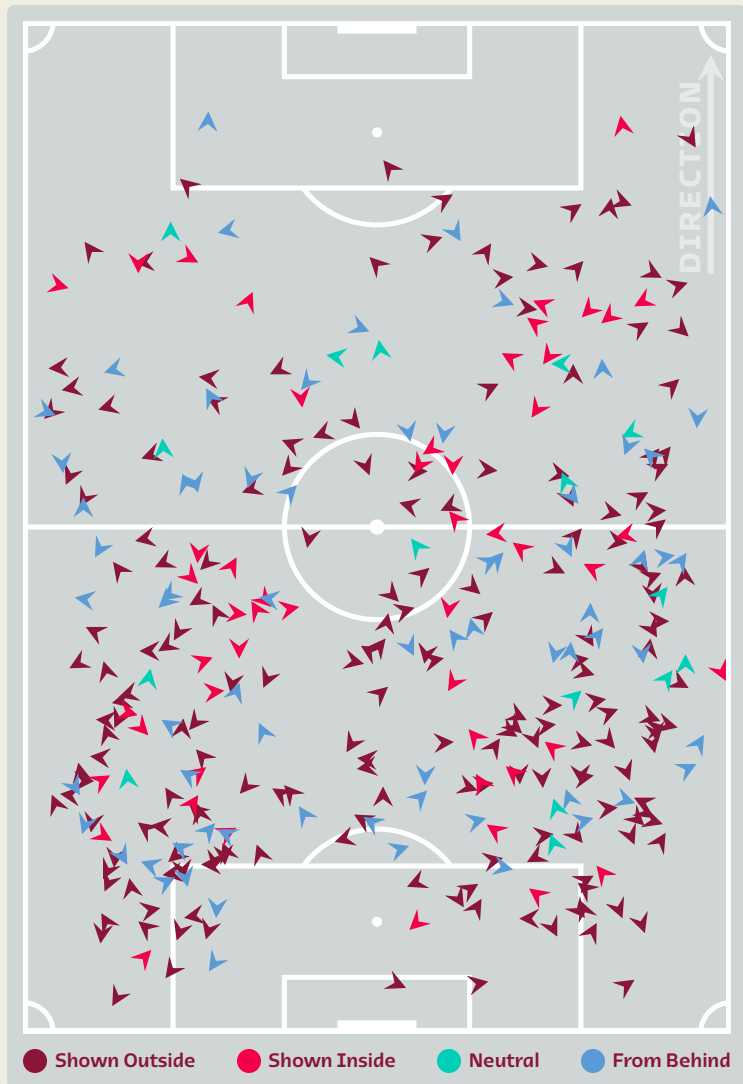
## Saudi Arabia



# Defensive Pressure



**Poland**



329	Total Pressures	173
52	Direct Pressures	38
1.49s	Avg Pressure Duration	1.33s
69	Forced Turnovers	53
12.99s	Ball Recovery Time	7.01s
156	Pushing on into Pressing	73
341	Pushing on	235
51	Pressing Direction Inside	27
193	Pressing Direction Outside	84

Most Direct Pressures

**8**

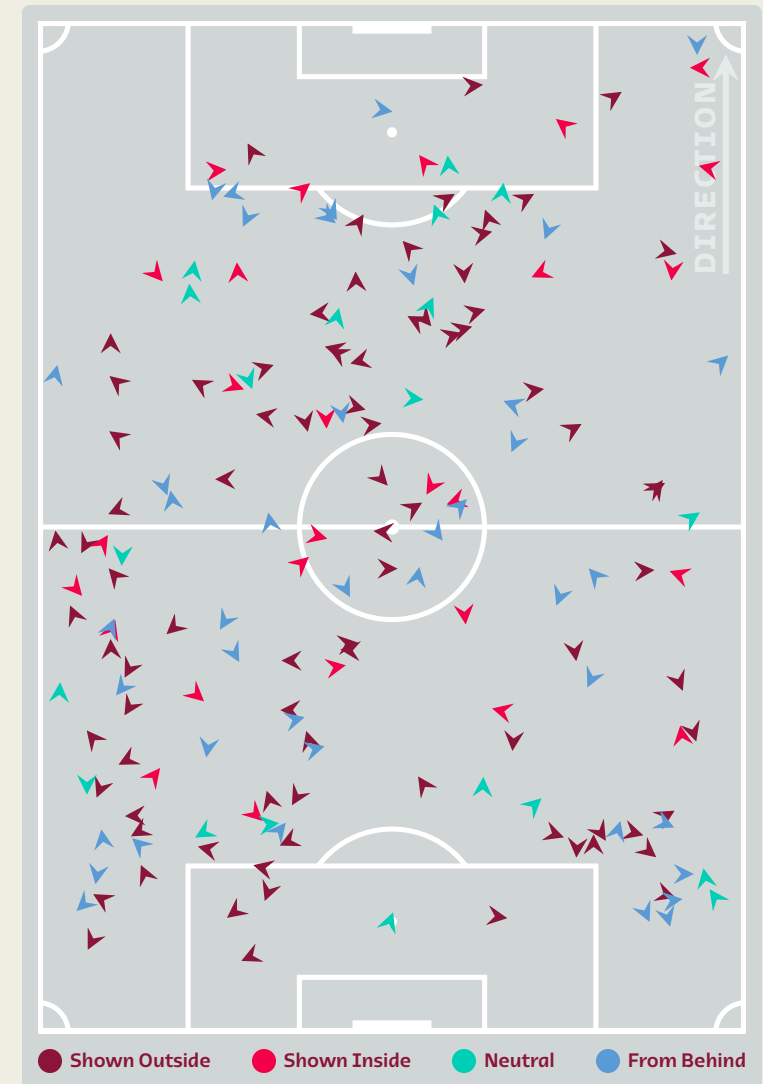
**FRANKOWSKI Przemyslaw**  
ATTACKING MIDFIELD LEFT

Most Direct Pressures

**6**

**SAUD ABDULHAMID**  
RIGHT BACK

**Saudi Arabia**





FIFA WORLD CUP  
Qatar 2022



# GOALKEEPING



Poland v Saudi Arabia



# Goalkeeping Involvement



**Poland**

**Poland GK Involvement Timeline**



**62**  
Total Involvements



**Saudi Arabia**

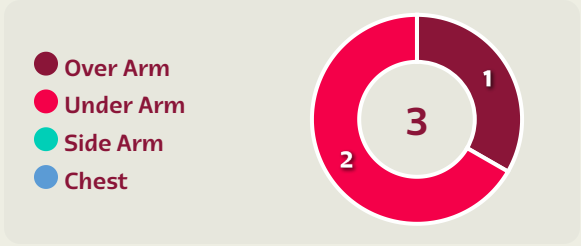

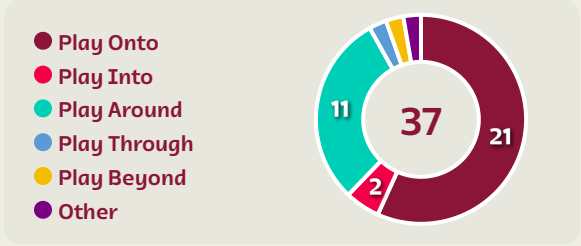
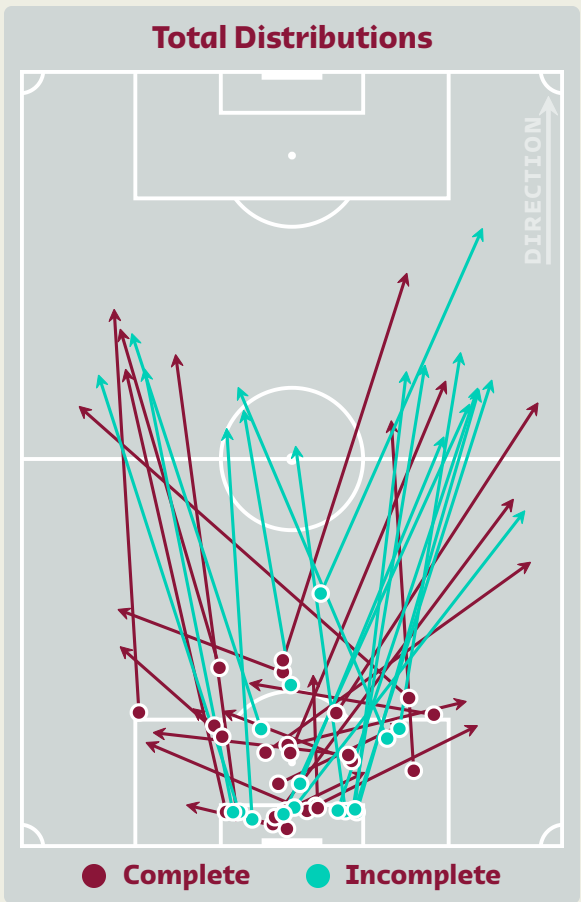
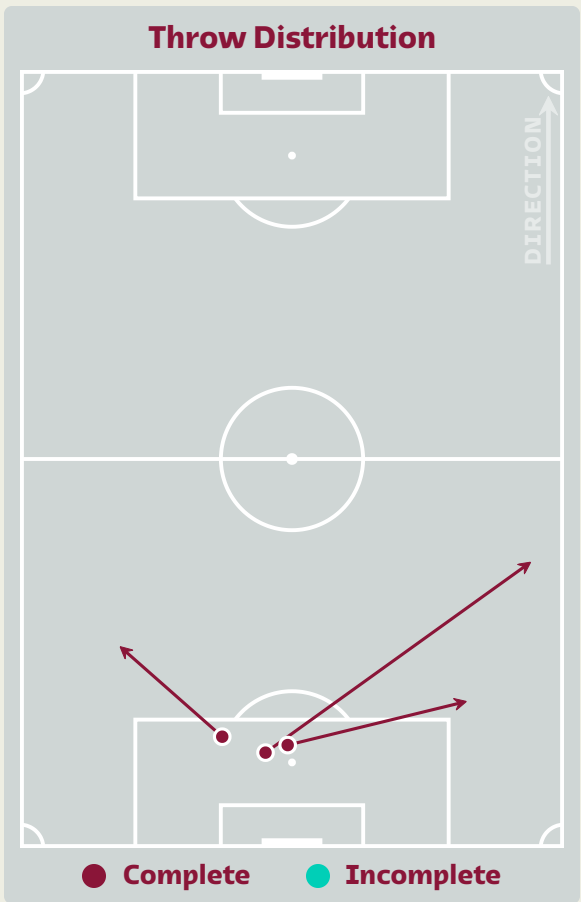
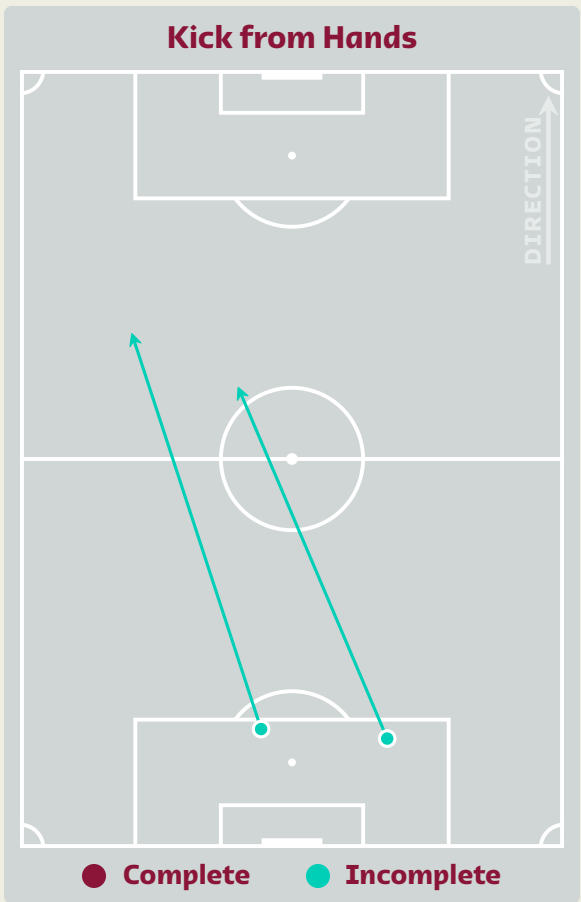
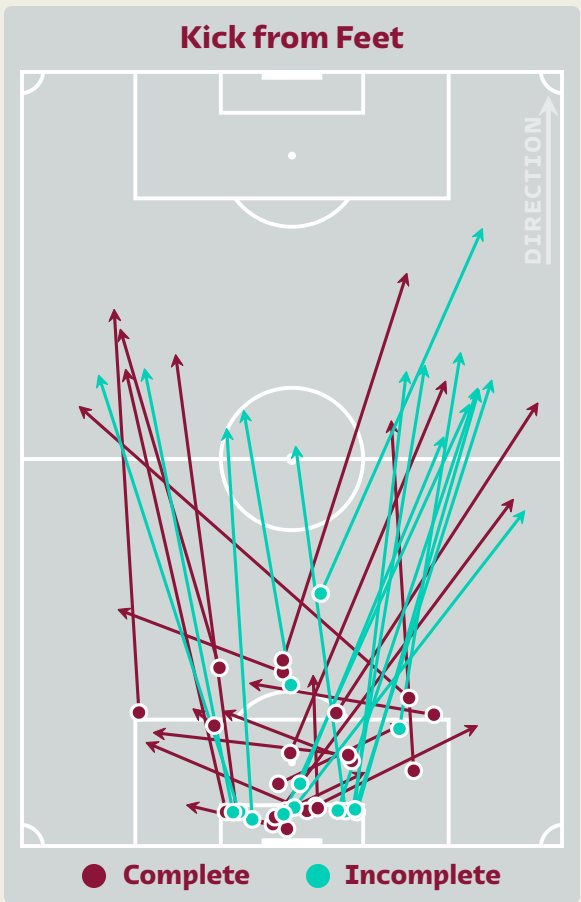
**Saudi Arabia GK Involvement Timeline**



**38**  
Total Involvements

# Goalkeeping Distribution

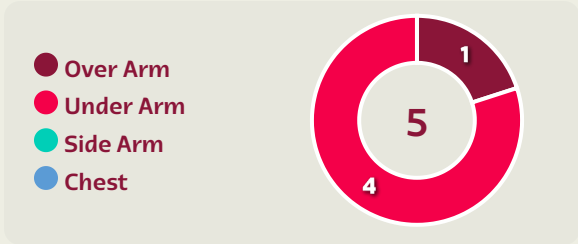
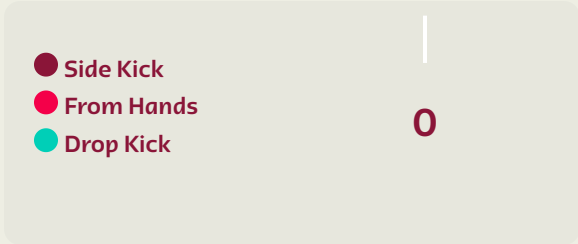
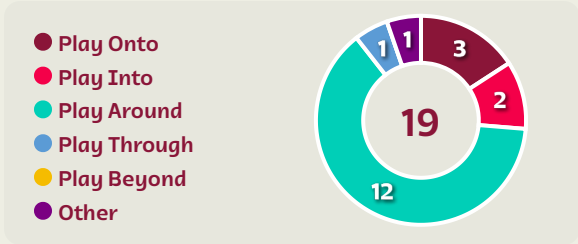
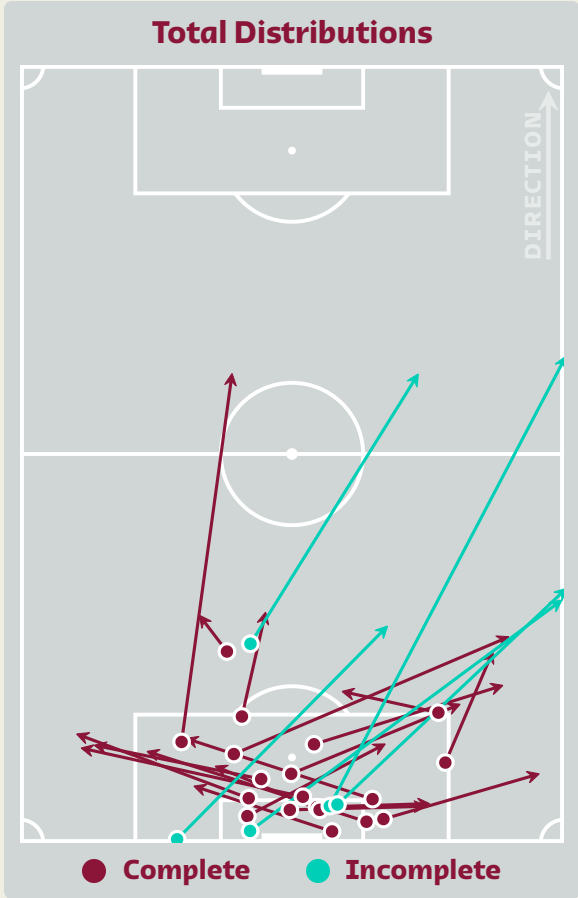
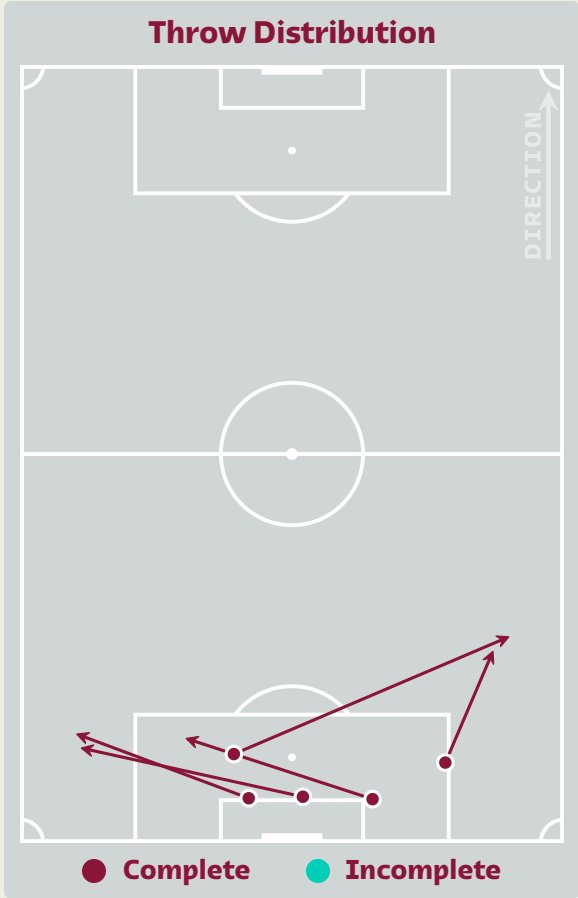
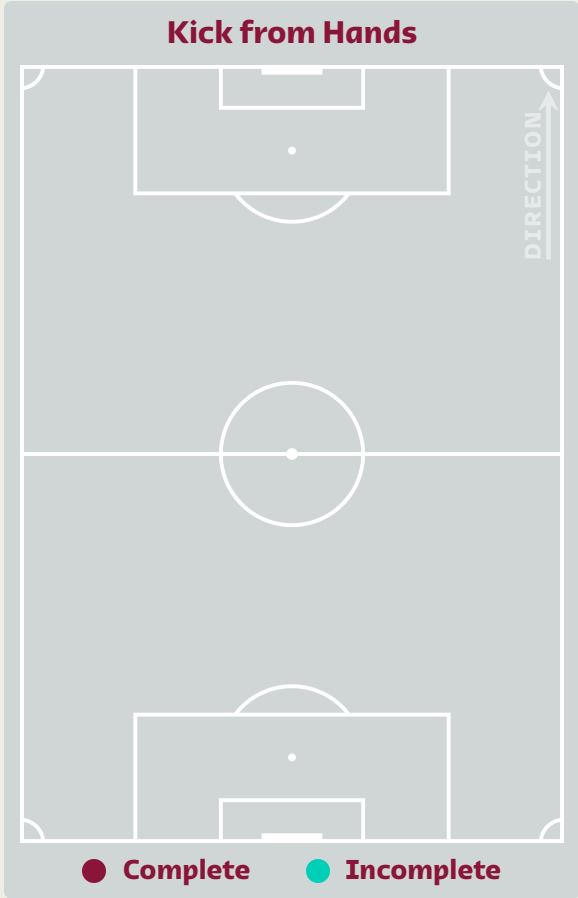
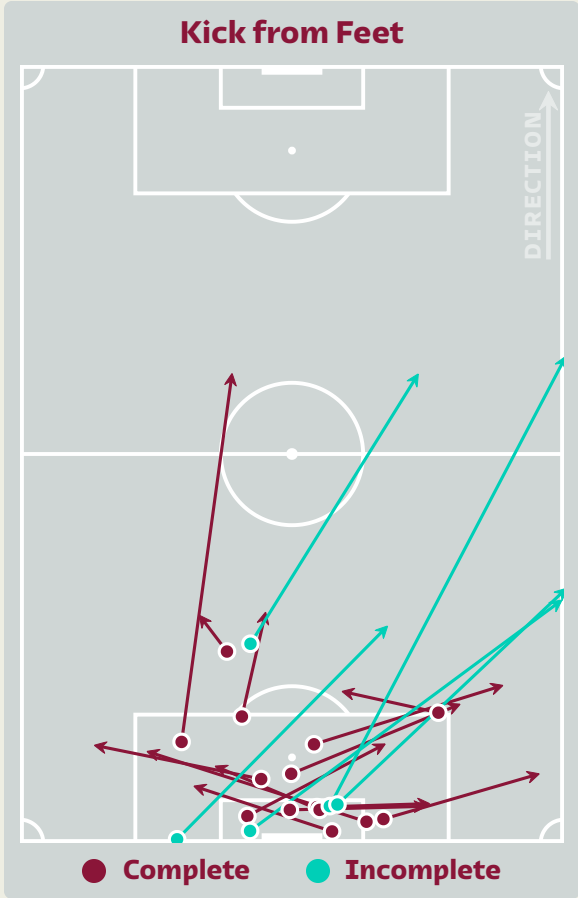
**Poland**



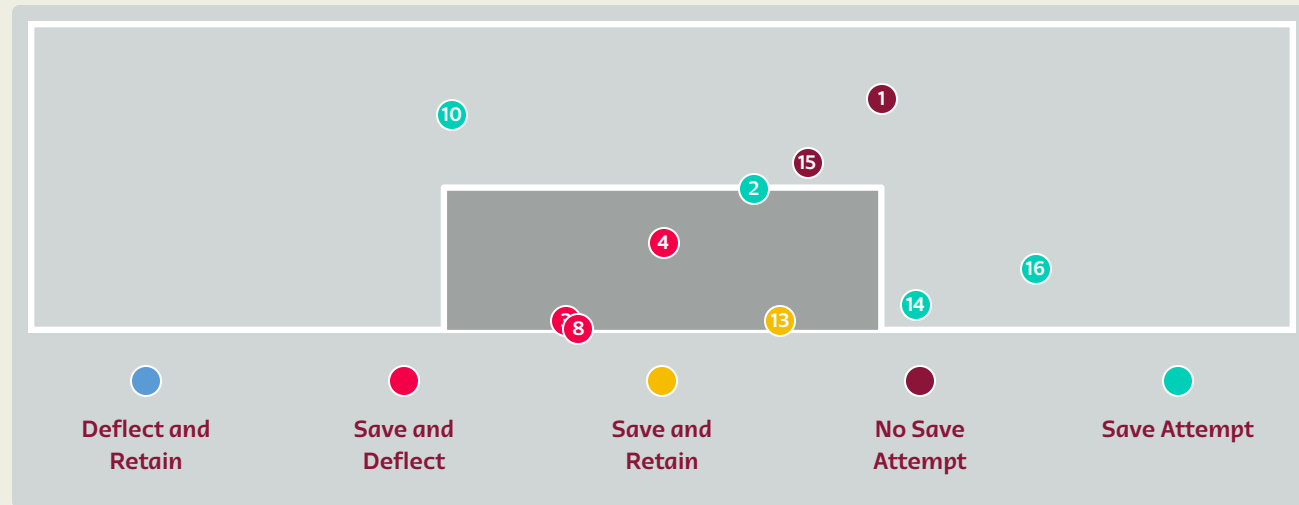
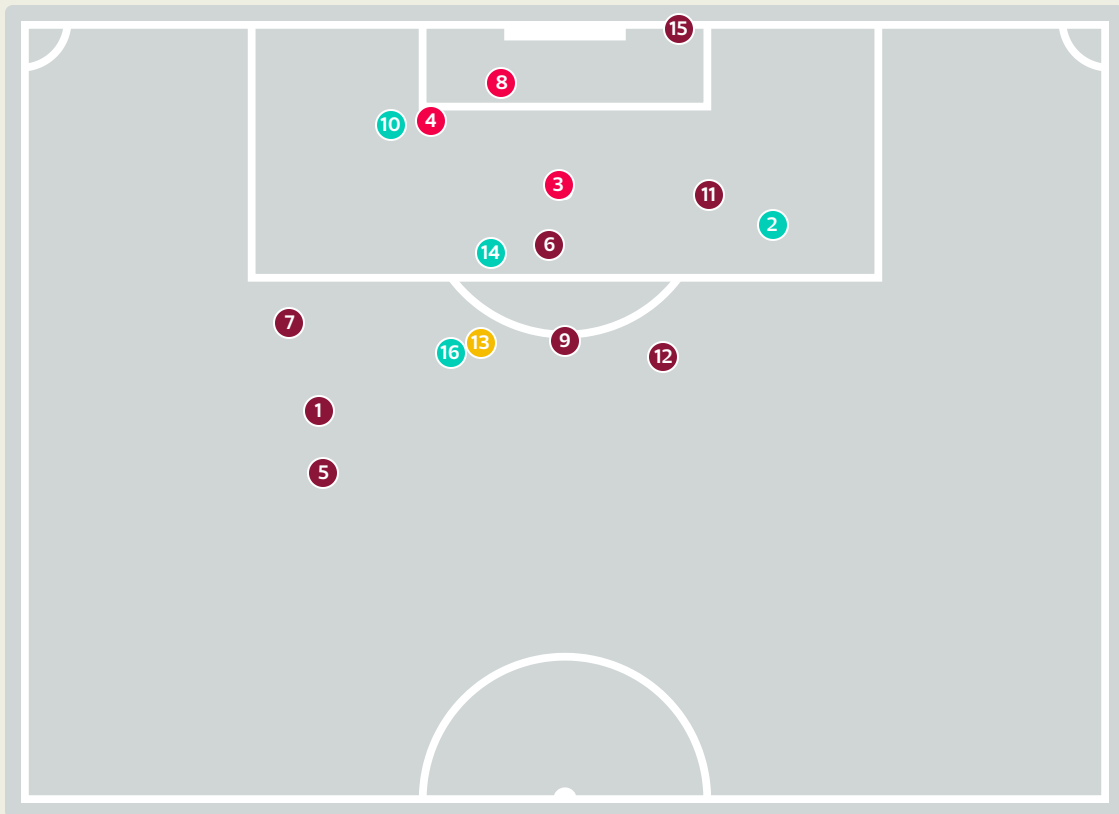


# Goalkeeping Distribution

# Saudi Arabia

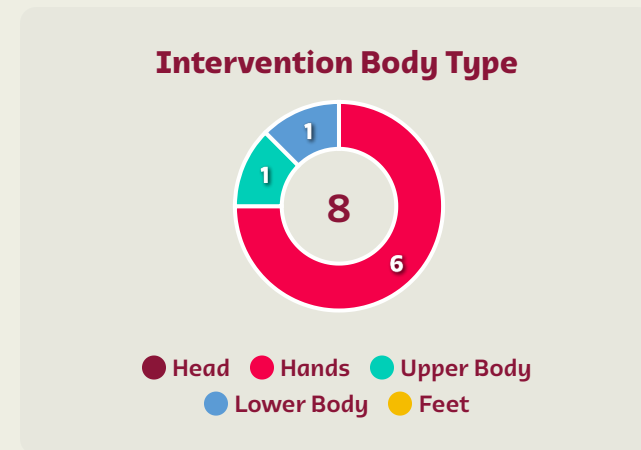
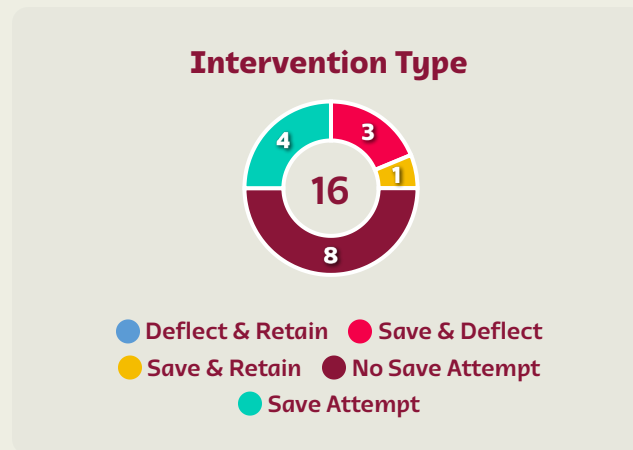


# Goal Prevention



**16**  
Total Attempts on Goal Faced

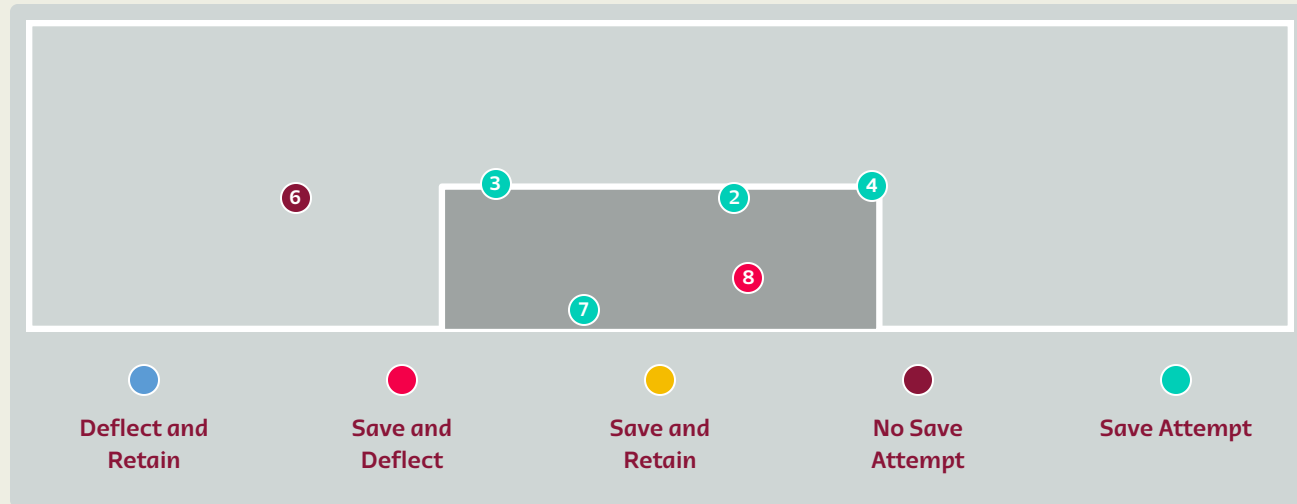
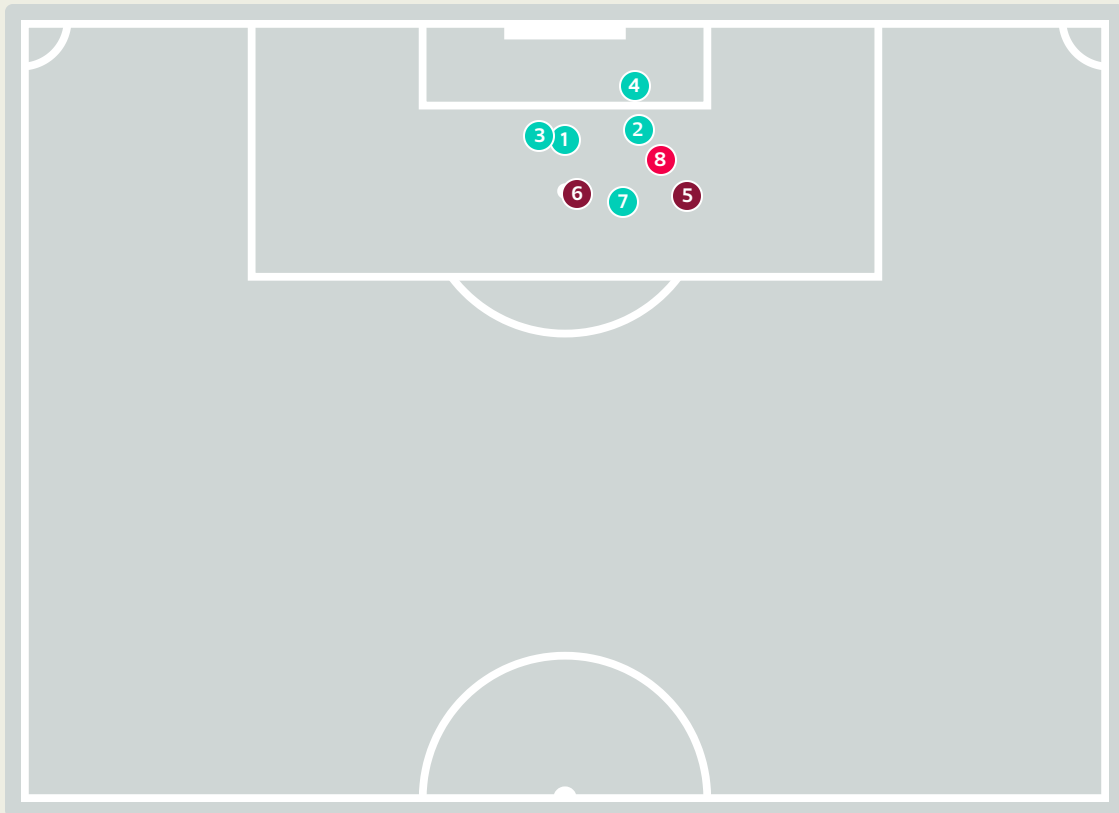
**80**  
Save %



Total Attempts on Goal Faced	Total Goal Interventions	Save & Retain	Deflect & Retain	Save & Deflect	Save Attempt	No Save Attempt
16	4	1	0	3	4	8

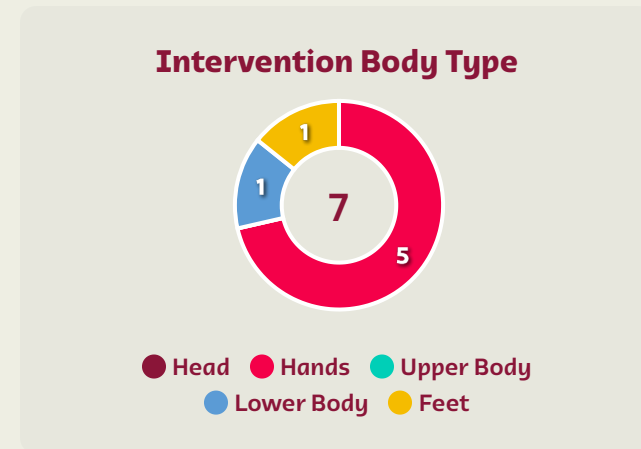
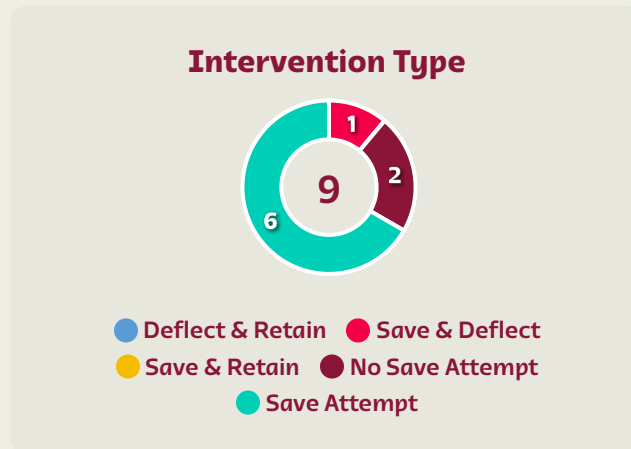
# Goal Prevention

Saudi Arabia



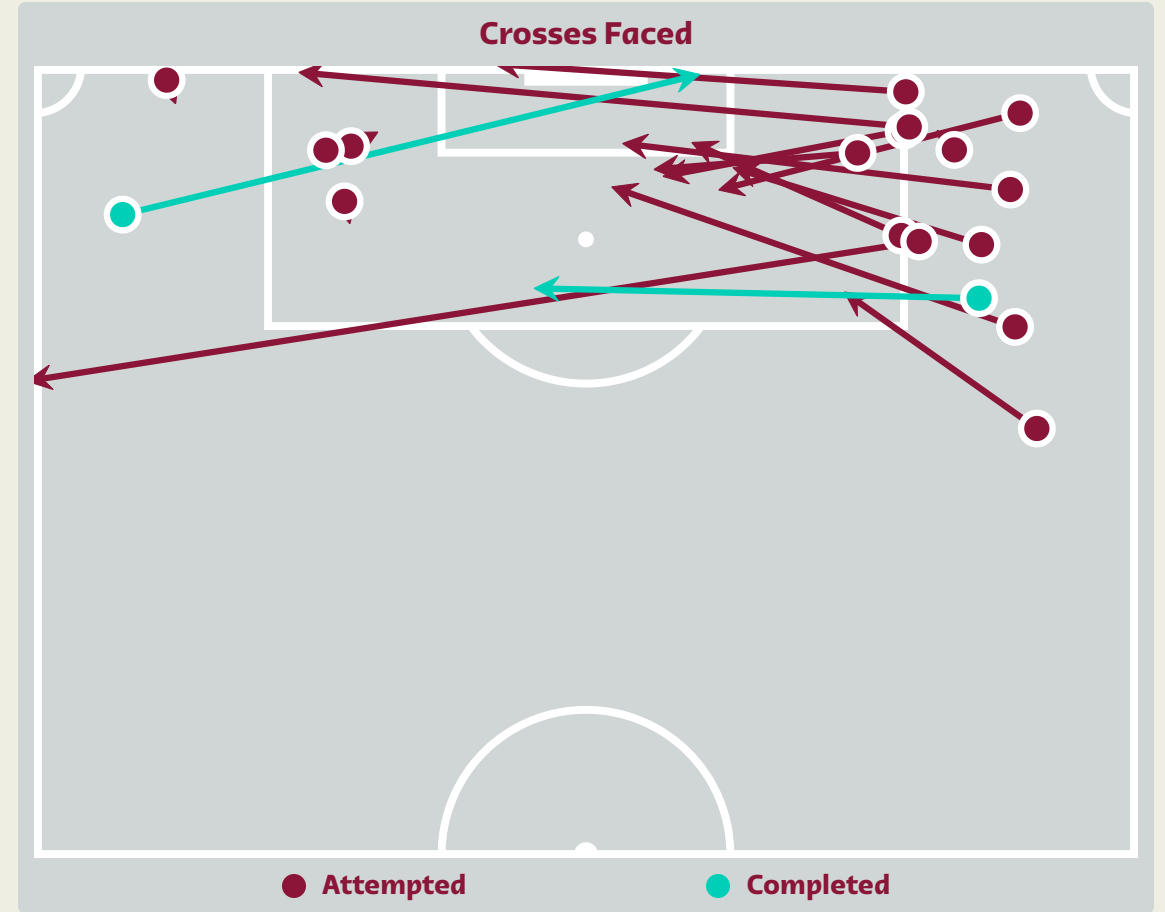
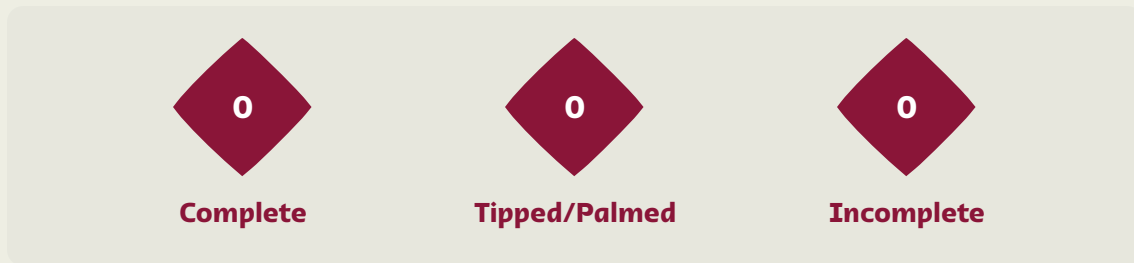
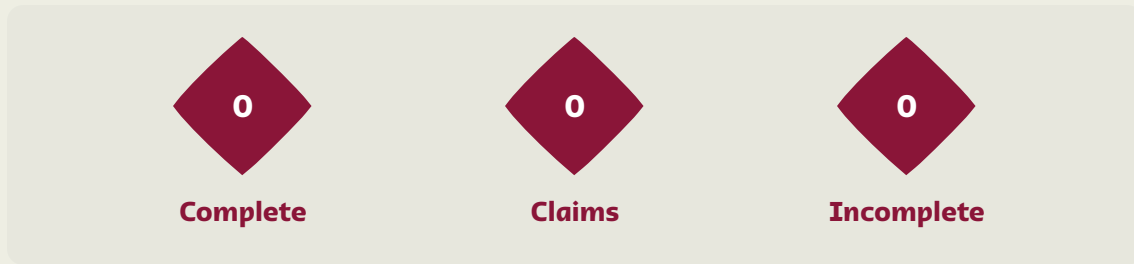
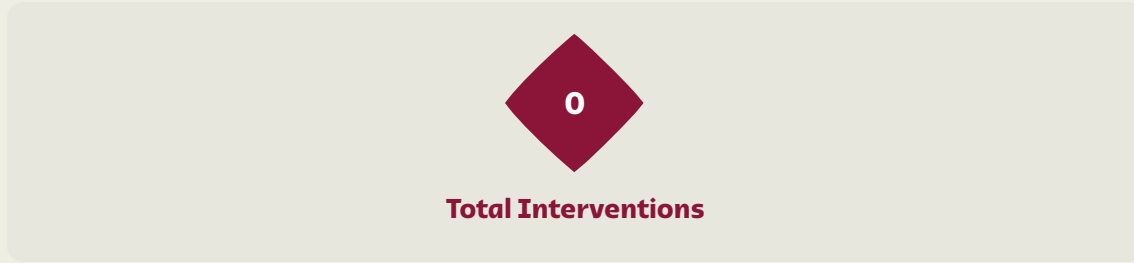
**9**  
Total Attempts on Goal Faced

**33**  
Save %



Total Attempts on Goal Faced	Total Goal Interventions	Save & Retain	Deflect & Retain	Save & Deflect	Save Attempt	No Save Attempt
9	1	0	0	1	6	2

# Aerial Control

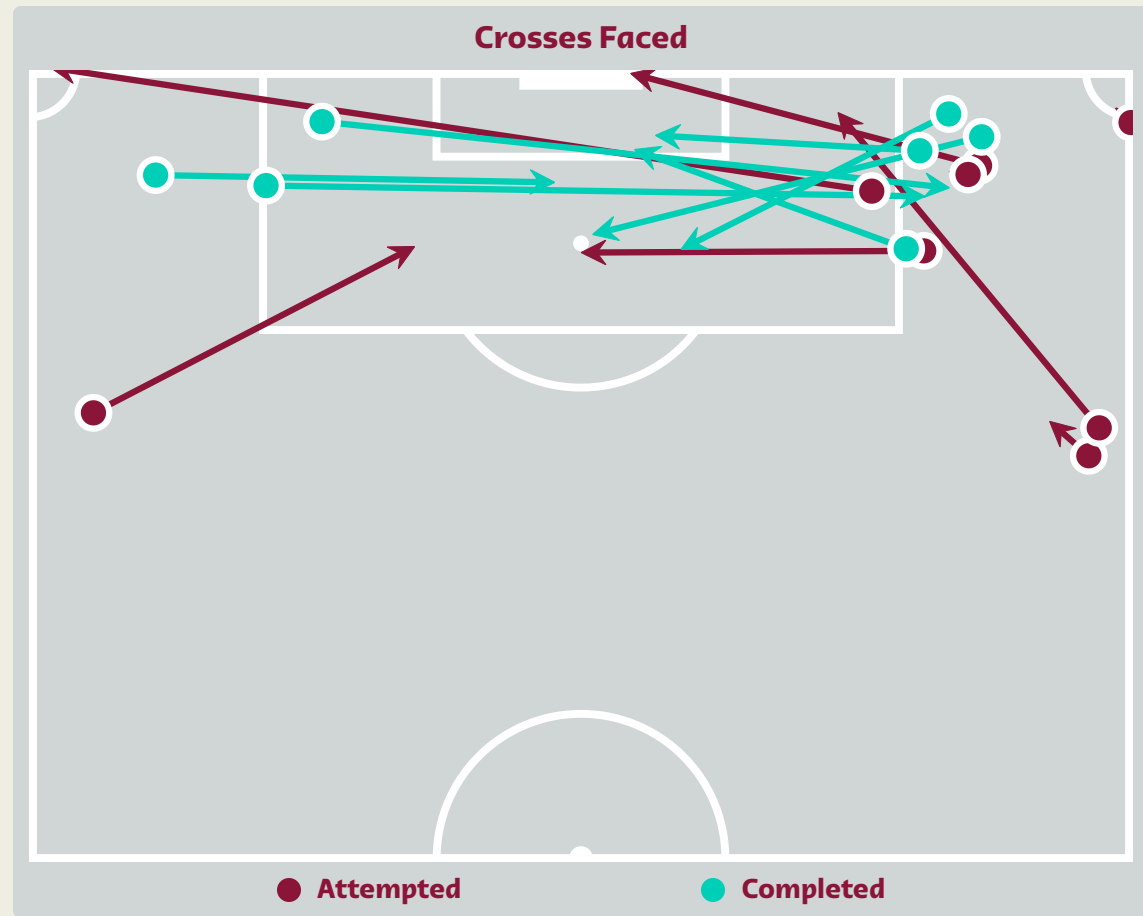

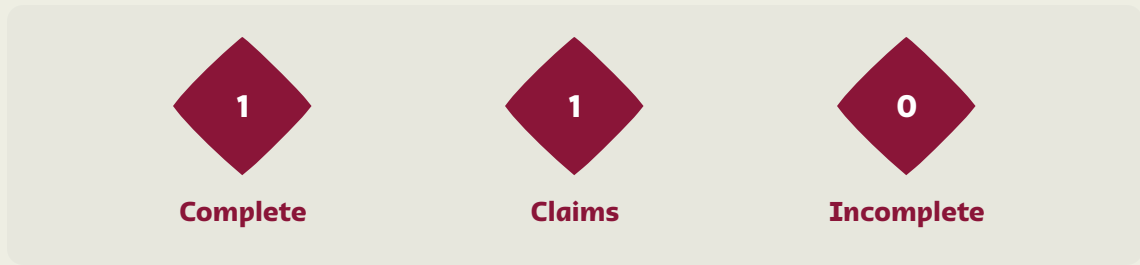


**Delivery Types Faced**

Total	In Swing	Out Swing	Driven	Lofted	Cutback	Push
24	1	4	7	9	0	3

# Aerial Control

Saudi Arabia



**Delivery Types Faced**

Total	In Swing	Out Swing	Driven	Lofted	Cutback	Push
19	2	8	1	5	1	2



FIFA WORLD CUP  
Qatar 2022



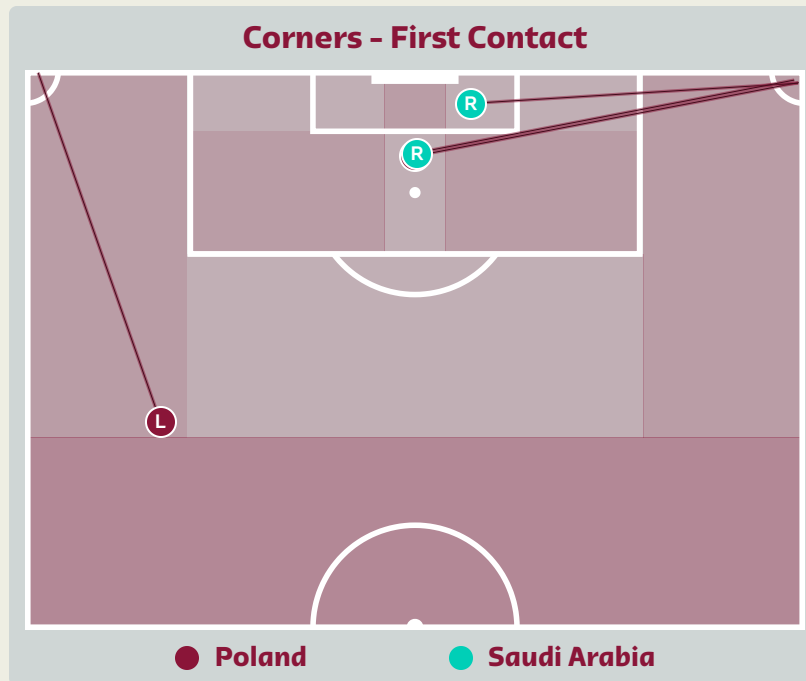
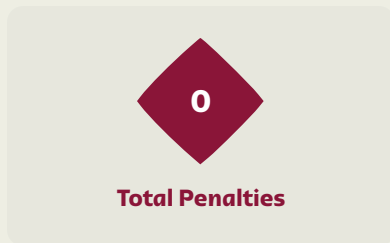
# SET PLAYS



Poland v Saudi Arabia



# Set Plays - Corners



Delivery Type	From Left Side	From Right Side	Total
Direct to Area	1	3	4
Short	0	0	0
Edge of Penalty Area	0	0	0

Delivery Style	Total
Inswing	1
Outswing	3
Driven	0

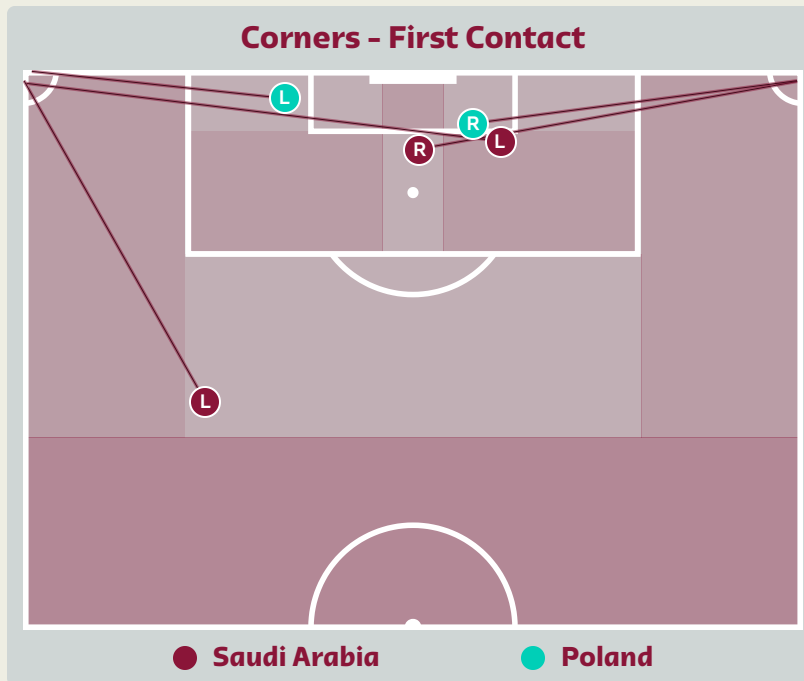
Free Kicks	
Type	Total
Direct	15
Direct (on target)	0
Direct (off target)	0
Indirect	0



Top 5 Player First Contacts		
Player	Team	Total
BIELIK Krystian	Poland	1
KRYCHOWIAK Grzegorz	Poland	1
ABDULELAH ALAMRI	Saudi Arabia	1
ABDULELAH ALMALKI	Saudi Arabia	1

# Set Plays - Corners

## Saudi Arabia



Delivery Type	From Left Side	From Right Side	Total
Direct to Area	2	2	4
Short	1	0	1
Edge of Penalty Area	0	0	0

Delivery Style	Total
Inswing	0
Outswing	1
Driven	1

Free Kicks	
Type	Total
Direct	16
Direct (on target)	0
Direct (off target)	1
Indirect	1



Top 5 Player First Contacts		
Player	Team	Total
ABDULELAH ALAMRI	Saudi Arabia	1
SALEH ALSHEHRI	Saudi Arabia	1
SAUD ABDULHAMID	Saudi Arabia	1
LEWANDOWSKI Robert	Poland	1
ZIELINSKI Piotr	Poland	1





FIFA WORLD CUP  
Qatar 2022



# INDIVIDUAL DATA IN POSSESSION



Poland v Saudi Arabia



## In Possession - Distributions

# Poland



#	Player	Passes Attempted	Passes Completed	Pass Completion %	Switches of Play	Crosses Attempted	Crosses Completed	Line Breaks Attempted	Line Breaks Completed	Line Break Completion %	Ball Progressions	Take Ons	Step Ins	Attempts at Goal	Goals
1	SZCZESNY Wojciech	42	25	60%	1	0	0	25	10	40%	0	0	0	0	0
2	CASH Matty	34	27	79%	0	5	2	12	7	58%	1	0	1	0	0
6	BIELIK Krystian	26	25	96%	1	0	0	3	3	100%	1	0	1	1	0
7	MILIK Arkadiusz	12	11	92%	0	0	0	2	2	100%	0	0	0	1	0
9	LEWANDOWSKI Robert	17	13	76%	0	1	0	5	4	80%	2	2	0	4	1
10	KRYCHOWIAK Grzegorz	25	17	68%	1	0	0	9	6	66%	2	1	1	0	0
14	KIWIOR Jakub	36	31	86%	1	0	0	9	6	66%	1	0	1	0	0
15	GLIK Kamil	28	26	93%	0	0	0	4	3	75%	0	0	0	0	0
18	BERESZYNSKI Bartosz	29	20	69%	1	2	1	13	5	38%	2	1	1	0	0
20	ZIELINSKI Piotr	15	12	80%	0	3	2	6	5	83%	2	1	1	1	1
24	FRANKOWSKI Przemyslaw	25	20	80%	0	5	1	9	7	77%	0	0	0	0	0
13	KAMINSKI Jakub	11	8	73%	0	3	2	5	5	100%	1	0	1	0	0
23	PIATEK Krzysztof	3	1	33%	0	0	0	1	0	0%	0	0	0	1	0

# In Possession - Offers & Receptions

## Poland



			Offer movement types						
#	Player	Total Offers	In Front	In Between	Out to In	In to Out	In Behind	No Movement	Offers Received
1	SZCZESNY Wojciech	11	0	0	0	0	0	11	9
2	CASH Matty	47	15	1	1	1	12	17	19
6	BIELIK Krystian	20	16	2	0	0	0	2	6
7	MILIK Arkadiusz	57	3	22	5	0	23	4	10
9	LEWANDOWSKI Robert	73	3	26	2	0	35	7	18
10	KRYCHOWIAK Grzegorz	24	8	3	2	4	3	4	8
14	KIWIOR Jakub	22	4	0	0	0	1	17	14
15	GLIK Kamil	15	3	0	0	0	0	12	5
18	BERESZYNSKI Bartosz	15	0	0	0	0	8	7	7
20	ZIELINSKI Piotr	46	17	17	1	1	9	1	7
24	FRANKOWSKI Przemyslaw	55	6	13	2	2	15	17	13
13	KAMINSKI Jakub	22	1	1	0	3	13	4	8
23	PIATEK Krzysztof	21	0	7	0	0	9	5	5

## In Possession - Distributions

Saudi Arabia



#	Player	Passes Attempted	Passes Completed	Pass Completion %	Switches of Play	Crosses Attempted	Crosses Completed	Line Breaks Attempted	Line Breaks Completed	Line Break Completion %	Ball Progressions	Take Ons	Step Ins	Attempts at Goal	Goals
21	MOHAMMED ALOWAIS	24	19	79%	0	0	0	4	2	50%	0	0	0	0	0
4	ABDULELAH ALAMRI	59	51	86%	5	1	0	23	18	78%	3	0	3	0	0
5	ALI ALBULAYHI	61	56	92%	1	0	0	14	10	71%	5	0	5	0	0
6	MOHAMMED ALBURAYK	46	40	87%	0	2	0	16	13	81%	2	0	2	2	0
8	ABDULELAH ALMALKI	52	46	88%	0	0	0	15	10	66%	0	0	0	2	0
9	FERAS ALBRIKAN	26	22	85%	1	1	0	4	3	75%	3	1	2	1	0
10	SALEM ALDAWSARI	69	61	88%	1	2	0	19	12	63%	4	2	2	4	0
11	SALEH ALSHEHRI	12	11	92%	0	2	0	1	1	100%	1	1	0	0	0
12	SAUD ABDULHAMID	59	54	92%	1	4	0	24	22	91%	5	2	3	1	0
16	SAMI ALNAJI	17	14	82%	0	5	1	4	4	100%	0	0	0	0	0
23	MOHAMED KANNO	76	68	89%	4	0	0	26	23	88%	4	1	3	4	0
2	SULTAN ALGHANNAM	11	11	100%	0	2	1	1	1	100%	0	0	0	0	0
18	NAWAF ALABID	32	28	88%	2	2	1	5	1	20%	2	1	1	1	0
19	HATAN BAHBRI	1	1	100%	0	0	0	0	0	0%	0	0	0	0	0
20	ABDULRAHMAN ALOBUD	4	2	50%	0	2	0	2	0	0%	1	0	1	1	0
24	NASSER ALDAWSARI	11	10	91%	0	1	1	2	2	100%	0	0	0	0	0

# In Possession - Offers & Receptions

## Saudi Arabia



			Offer movement types						
#	Player	Total Offers	In Front	In Between	Out to In	In to Out	In Behind	No Movement	Offers Received
21	MOHAMMED ALLOWAIS	12	0	0	0	0	0	12	3
4	ABDULELAH ALAMRI	34	2	3	0	0	2	27	15
5	ALI ALBULAYHI	49	5	1	0	0	0	43	25
6	MOHAMMED ALBURAYK	52	14	0	0	0	11	27	20
8	ABDULELAH ALMALKI	58	33	11	2	1	0	11	21
9	FERAS ALBRIKAN	93	7	16	5	3	56	6	15
10	SALEM ALDAWSARI	88	19	13	12	2	12	30	45
11	SALEH ALSHEHRI	51	2	23	2	3	19	2	10
12	SAUD ABDULHAMID	28	3	1	0	0	16	8	11
16	SAMI ALNAJI	29	3	9	2	4	8	3	11
23	MOHAMED KANNO	88	48	21	0	4	3	12	39
2	SULTAN ALGHANNAM	26	5	0	0	0	14	7	10
18	NAWAF ALABID	32	11	9	0	5	4	3	19
19	HATAN BAHBRI	2	0	2	0	0	0	0	1
20	ABDULRAHMAN ALOBUD	9	3	1	0	0	4	1	3
24	NASSER ALDAWSARI	10	4	1	0	0	3	2	5



FIFA WORLD CUP  
Qatar 2022



# INDIVIDUAL DATA OUT OF POSSESSION



Poland v Saudi Arabia



# Out of Possession

## Poland



#	Player	Tackles Made / Won	Blocks	Interceptions	Pressing Direct	Pressing Indirect	Forced Turnovers	Duels Won - Aerial	Duels Won - Physical	Possession Contests won	Clearances	Loose Ball Receptions	Pushing On	Pushing On into Pressing	Possession Regains	Possession Interrupted
1	SZCZESNY Wojciech	0 / 0	0	0	0	0	0	0	0	0	0	0	0	0	6	0
2	CASH Matty	4 / 0	0	0	3	24	0	2	0	2	3	4	31	13	1	3
6	BIELIK Krystian	4 / 0	3	1	6	38	0	2	0	5	5	8	42	20	5	5
7	MILIK Arkadiusz	1 / 1	3	1	4	21	0	5	1	6	0	2	25	11	3	2
9	LEWANDOWSKI Robert	1 / 1	3	0	3	17	0	2	0	2	3	6	15	5	2	5
10	KRYCHOWIAK Grzegorz	7 / 0	3	1	7	19	0	1	0	2	1	5	39	15	4	2
14	KIWIOR Jakub	1 / 0	5	0	5	4	0	0	0	0	4	3	5	2	3	5
15	GLIK Kamil	2 / 0	4	1	0	6	0	1	0	1	9	2	30	1	5	8
18	BERESZYNSKI Bartosz	4 / 1	4	2	5	13	0	1	1	2	2	2	25	7	7	4
20	ZIELINSKI Piotr	1 / 1	1	1	3	49	0	0	0	0	3	2	46	26	3	2
24	FRANKOWSKI Przemyslaw	6 / 0	1	1	8	43	0	2	0	2	2	5	55	37	2	3
13	KAMINSKI Jakub	1 / 0	2	1	1	20	0	0	0	0	1	3	12	7	2	2
23	PIATEK Krzysztof	2 / 1	1	0	7	23	0	1	0	1	0	1	16	12	1	1

## Out of Possession

Saudi Arabia



#	Player	Tackles Made / Won	Blocks	Interceptions	Pressing Direct	Pressing Indirect	Forced Turnovers	Duels Won - Aerial	Duels Won - Physical	Possession Contests won	Clearances	Loose Ball Receptions	Pushing On	Pushing On into Pressing	Possession Regains	Possession Interrupted
21	MOHAMMED ALOWAIS	0 / 0	0	0	0	0	0	0	0	0	3	2	0	0	5	2
4	ABDULELAH ALAMRI	2 / 0	2	1	5	9	0	7	2	9	4	8	43	7	8	3
5	ALI ALBULAYHI	4 / 1	2	0	3	3	0	2	0	2	5	8	26	4	6	5
6	MOHAMMED ALBURAYK	3 / 0	0	2	3	5	0	0	1	1	2	4	17	3	5	2
8	ABDULELAH ALMALKI	2 / 0	4	0	4	10	0	0	0	0	3	10	26	3	3	5
9	FERAS ALBRIKAN	1 / 0	1	1	1	13	0	1	0	2	1	1	16	7	2	0
10	SALEM ALDAWSARI	2 / 1	2	0	2	18	0	0	0	0	0	6	19	9	2	0
11	SALEH ALSHEHRI	3 / 1	1	0	3	22	0	2	1	3	0	2	31	16	1	0
12	SAUD ABDULHAMID	3 / 0	5	1	6	9	0	4	0	4	0	2	10	5	5	2
16	SAMI ALNAJI	0 / 0	2	0	1	21	0	1	0	1	0	6	7	7	2	0
23	MOHAMED KANNO	2 / 1	3	0	5	9	0	8	0	8	3	5	19	4	7	5
2	SULTAN ALGHANNAM	0 / 0	0	0	0	2	0	0	0	0	3	2	3	2	0	2
18	NAWAF ALABID	0 / 0	0	0	0	10	0	0	1	2	0	2	10	3	2	0
19	HATAN BAHBRI	0 / 0	0	0	0	1	0	0	0	0	0	0	2	1	0	0
20	ABDULRAHMAN ALOBUD	1 / 0	0	0	1	2	0	1	0	1	0	2	3	1	0	0
24	NASSER ALDAWSARI	3 / 0	0	0	4	1	0	0	0	0	0	2	3	1	0	2





FIFA WORLD CUP  
Qatar 2022



# INDIVIDUAL DATA PHYSICAL



Poland v Saudi Arabia



## Physical Data

Poland



#	Player	Total Distance (m)	Zone 1: 0-7 km/h (m)	Zone 2: 7-15 km/h (m)	Zone 3: 15-20 km/h (m)	Zone 4: 20-25 km/h (m)	Zone 5: 25+ km/h (m)	High Speed Runs	Sprints	Top Speed (km/h)
1	SZCZESNY Wojciech	5321.3	4152.2	964.8	188.4	16.0	0	24	2	23.0
2	CASH Matty	10707.3	3981.0	4334.3	1312.7	764.5	313.7	113	59	32.5
6	BIELIK Krystian	11402.5	3632.8	5258.8	1922.5	580.4	8.0	153	33	26.2
7	MILIK Arkadiusz	8608.3	3154.1	3319.3	1249.9	625.0	260.0	114	56	31.7
9	LEWANDOWSKI Robert	10845.0	5202.3	3619.0	1057.4	635.5	330.8	91	48	33.6
10	KRYCHOWIAK Grzegorz	10632.7	4249.9	4086.2	1447.1	651.8	197.8	127	49	32.0
14	KIWIOR Jakub	9587.9	3501.5	4555.2	939.6	439.1	151.5	78	34	29.5
15	GLIK Kamil	9133.0	4197.5	3657.8	1022.0	205.5	51.1	82	13	27.2
18	BERESZYNSKI Bartosz	10867.6	4304.6	4534.0	1077.0	662.9	288.0	100	50	32.1
20	ZIELINSKI Piotr	8278.1	2750.8	3254.1	1382.4	687.9	202.8	118	52	33.1
24	FRANKOWSKI Przemyslaw	11825.1	4526.7	4351.6	1637.8	786.4	522.7	145	59	33.2
13	KAMINSKI Jakub	4172.5	1240.1	1614.7	718.1	431.9	167.3	58	34	32.1
23	PIATEK Krzysztof	3373.3	911.1	1674.9	478.7	259.1	49.6	45	20	28.9

## Physical Data

Saudi Arabia



#	Player	Total Distance (m)	Zone 1: 0-7 km/h (m)	Zone 2: 7-15 km/h (m)	Zone 3: 15-20 km/h (m)	Zone 4: 20-25 km/h (m)	Zone 5: 25+ km/h (m)	High Speed Runs	Sprints	Top Speed (km/h)
21	MOHAMMED ALOWAIS	4825.1	3732.2	849.7	159.7	68.0	15.0	20	8	28.5
4	ABDULELAH ALAMRI	10014.1	4462.3	3487.9	1137.6	695.0	231.3	124	51	33.7
5	ALI ALBULAYHI	10128.7	4363.5	3918.8	1092.9	605.7	147.9	98	47	30.9
6	MOHAMMED ALBURAYK	7634.8	2550.8	3312.0	892.5	585.6	294.7	83	48	31.7
8	ABDULELAH ALMALKI	9857.1	3606.7	4233.6	1450.0	446.5	121.2	133	37	28.3
9	FERAS ALBRIKAN	10732.2	4490.3	4098.6	1079.7	750.2	313.4	98	61	31.4
10	SALEM ALDAWSARI	10466.8	4127.1	3320.1	1536.5	1055.1	428.1	142	77	32.3
11	SALEH ALSHEHRI	9099.2	3495.0	3801.6	1198.4	535.0	70.1	109	35	27.9
12	SAUD ABDULHAMID	10612.0	4252.2	3579.4	1053.8	770.4	957.2	96	75	33.5
16	SAMI ALNAJI	6983.3	1708.8	3291.9	1193.4	675.3	114.5	96	41	29.0
23	MOHAMED KANNO	10519.1	4699.9	3825.8	1404.3	445.0	145.2	116	31	34.2
2	SULTAN ALGHANNAM	3739.8	915.5	1925.6	517.2	267.0	114.4	47	23	32.5
18	NAWAF ALABID	5623.9	1587.6	2605.6	1080.9	281.2	69.2	82	22	30.8
19	HATAN BAHBRI	405.0	76.2	152.1	97.8	60.2	18.7	8	4	28.4
20	ABDULRAHMAN ALOBUD	1621.3	496.4	642.4	328.3	143.5	10.5	19	13	27.4
24	NASSER ALDAWSARI	1634.7	377.5	646.4	434.0	141.2	35.6	36	14	28.8



FIFA WORLD CUP  
Qatar 2022

