




FIFA WORLD CUP  
Qatar 2022



# France 4 - 1 Australia

Group D – Match 5  
22 November 2022  
22:00 Kick Off  
Al Janoub Stadium



## POST MATCH SUMMARY REPORT

# Match Summary - Teams



## France



## Australia

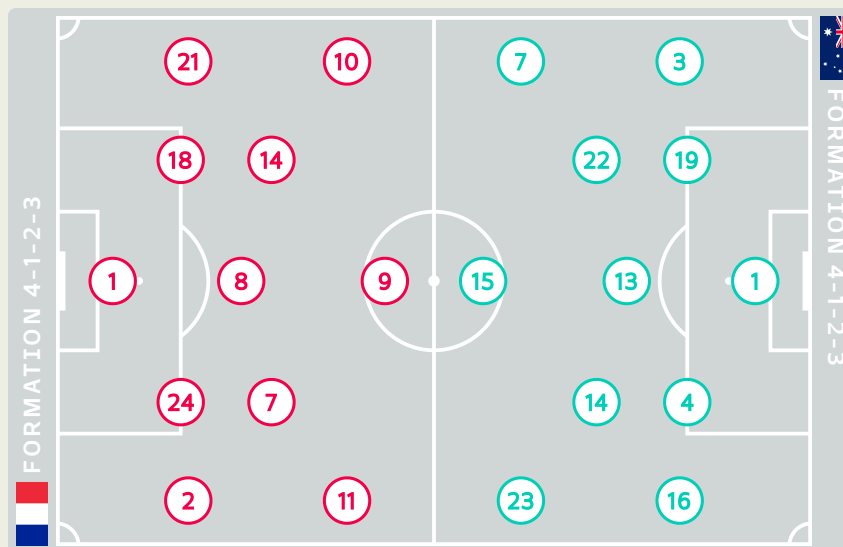


### STARTING

1	GK	LLORIS Hugo (C)	
2	DF	PAVARD Benjamin	↓ 89'
7	FW	GRIEZMANN Antoine	
8	MF	TCHOUAMENI Aurelien	↓ 77'
9	FW	GIROUD Olivier	⚽ 32' ⚽ 71' ↓ 89'
10	FW	MBAPPE Kylian	⚽ 68'
11	FW	DEMBELE Ousmane	↓ 77'
14	MF	RABIOT Adrien	⚽ 27'
18	DF	UPAMECANO Dayot	
21	DF	HERNANDEZ Lucas	↓ 12'
24	DF	KONATE Ibrahima	

### SUBSTITUTES

16	GK	MANDANDA Steve	
23	GK	AREOLA Alphonse	
3	DF	DISASI Axel	
4	DF	VARANE Raphael	
5	DF	KOUNDE Jules	↑ 89'
6	MF	GUENDOUZI Matteo	
12	FW	KOLO MUANI Randal	
13	DF	FOFANA Youssouf	↑ 77'
15	MF	VERETOUT Jordan	
17	DF	SALIBA William	
19	FW	BENZEMA Karim	
20	FW	COMAN Kingsley	↑ 77'
22	DF	HERNANDEZ Theo	↑ 12'
25	MF	CAMAVINGA Eduardo	
26	FW	THURAM Marcus	↑ 89'



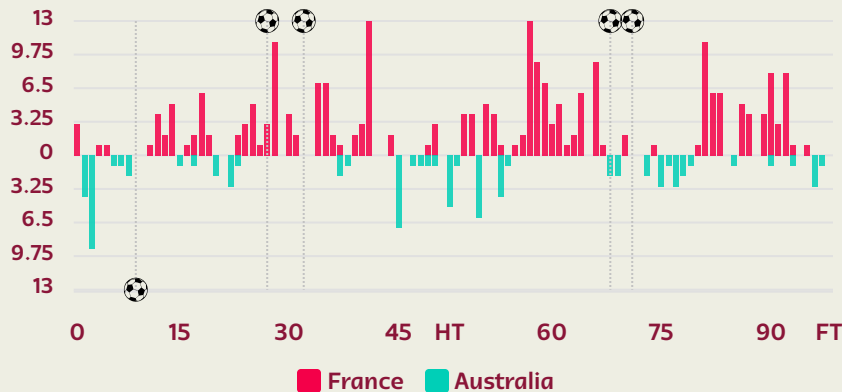
### STARTING

	(C) RYAN Mathew	GK	1	
↓ 85'	ATKINSON Nathaniel	DF	3	
	ROWLES Kye	DF	4	
	LECKIE Mathew	FW	7	
90'	MOOY Aaron	MF	13	
↓ 73'	McGREE Riley	MF	14	
↓ 56'	DUKE Mitchell	FW	15	
	BEHICH Aziz	DF	16	
	SOUTTAR Harry	DF	19	
↓ 85'	IRVINE Jackson	MF	22	
↓ 73'	GOODWIN Craig	FW	23	

### SUBSTITUTES

	REDMAYNE Andrew	GK	12	
	VUKOVIC Danny	GK	18	
↑ 85'	DEGENEK Milos	DF	2	
	KARACIC Fran	DF	5	
	TILIO Marco	FW	6	
	WRIGHT Bailey	DF	8	
	MACLAREN Jamie	FW	9	
	HRUSTIC Ajdin	MF	10	
↑ 73'	MABIL Awer	FW	11	
	DEVLIN Cameron	MF	17	
	DENG Thomas	DF	20	
↑ 73'	KUOL Garang	FW	21	
	KING Joel	DF	24	
↑ 56'	CUMMINGS Jason	FW	25	
↑ 85'	BACCUS Keanu	MF	26	

### Distribution in the Final Third



# Match Summary - Key Statistics



**France**



**Australia**



## Possession



France	Stat	Australia
<b>Total</b>	<b>Possession</b>	<b>Total</b>
4	Goals	1
22 (7)	Attempts at Goal (On Target)	4 (1)
734 (672)	Total Passes (Complete)	466 (399)
92 %	Pass Completion %	86 %
110	Completed Line Breaks	71
27	Defensive Line Breaks	7
106	Receptions in the Final Third	66
34	Crosses	9
29	Ball Progressions	11
250 (38)	Defensive Pressures Applied (Direct Pressures)	316 (54)
64	Forced Turnovers	56
74	Second Balls	51
115.2 km	Total Distance Covered	121 km
14.2 km	High Speed Distance Covered	15.6 km



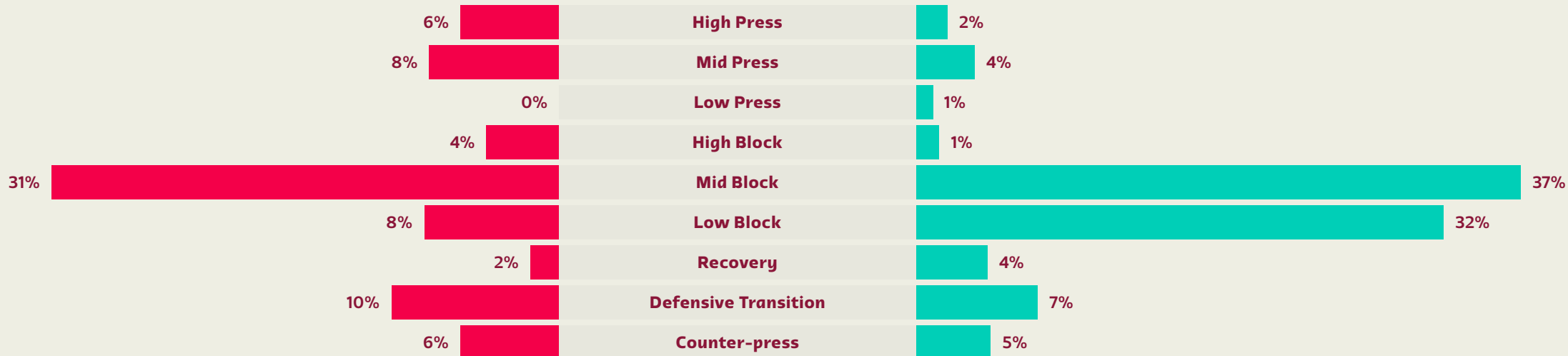
## Phases of Play



### IN POSSESSION



### OUT OF POSSESSION





FIFA WORLD CUP  
Qatar 2022



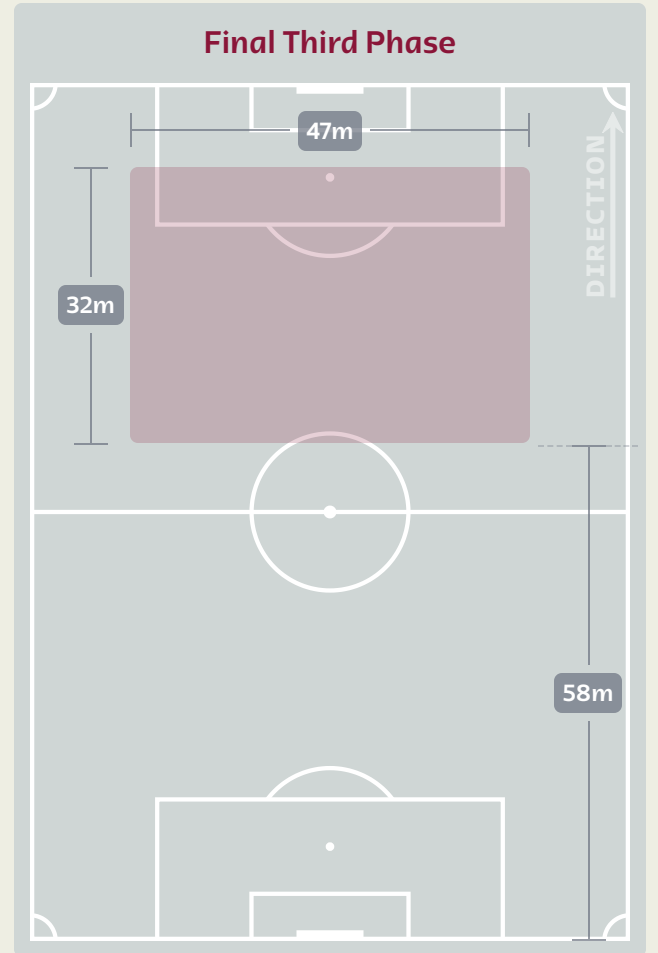
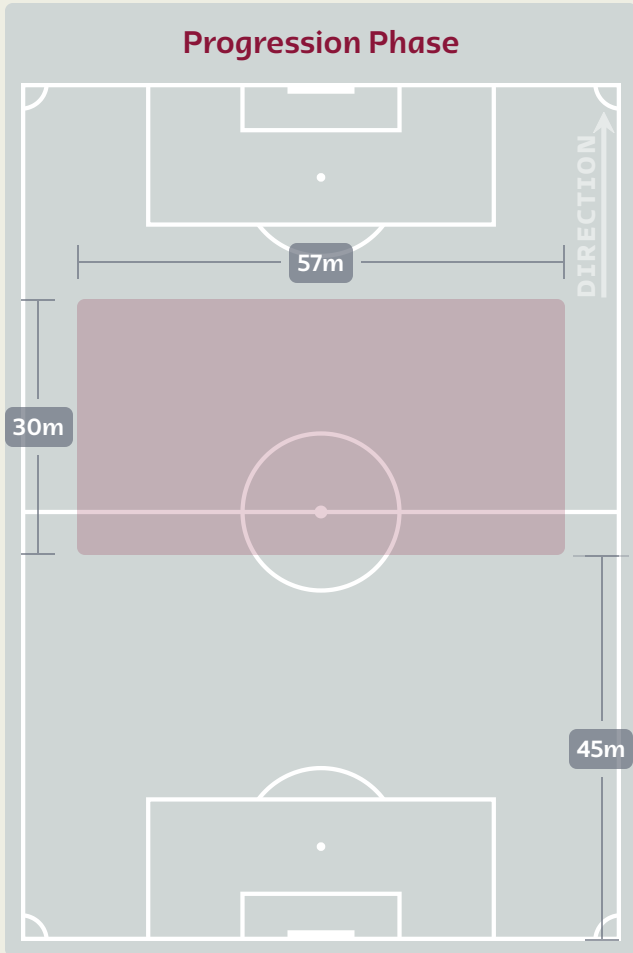
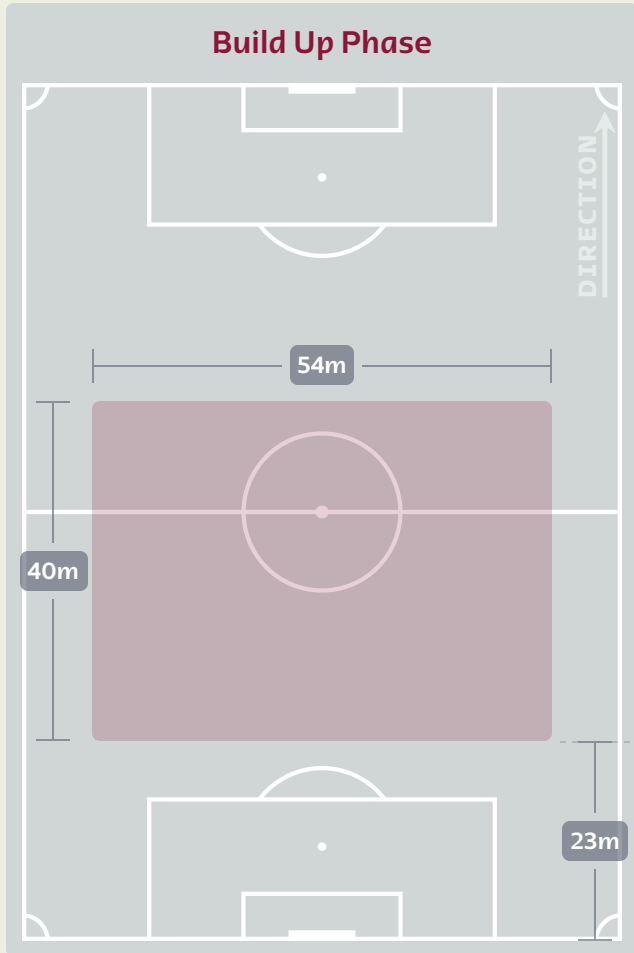
# IN POSSESSION



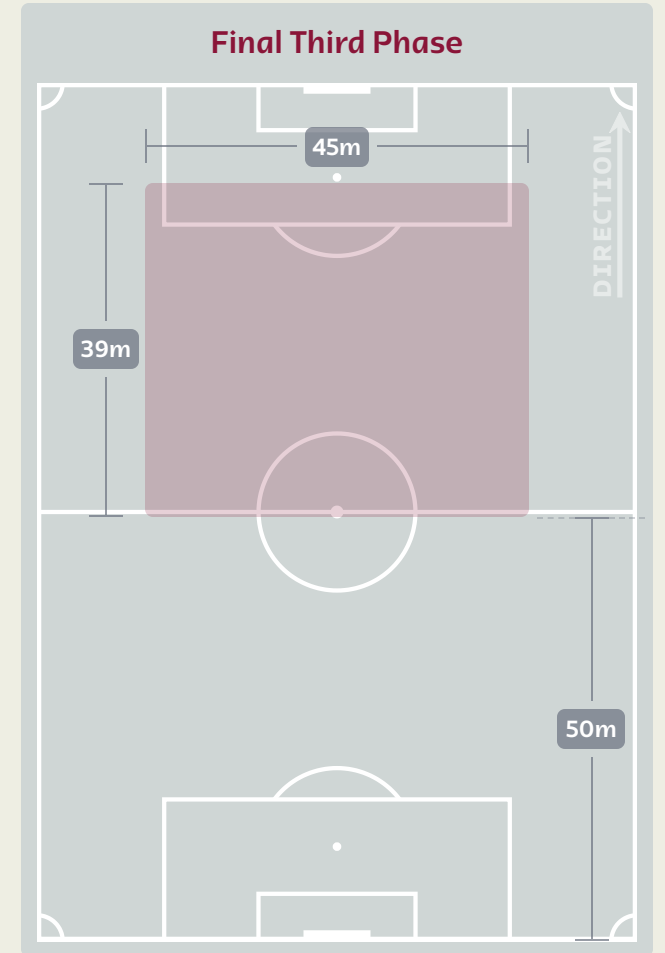
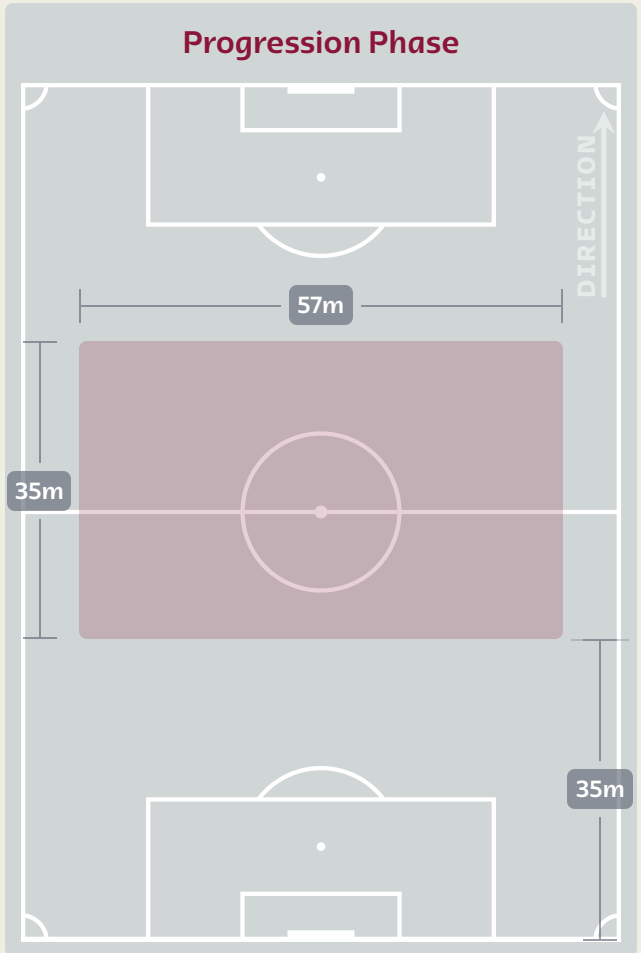
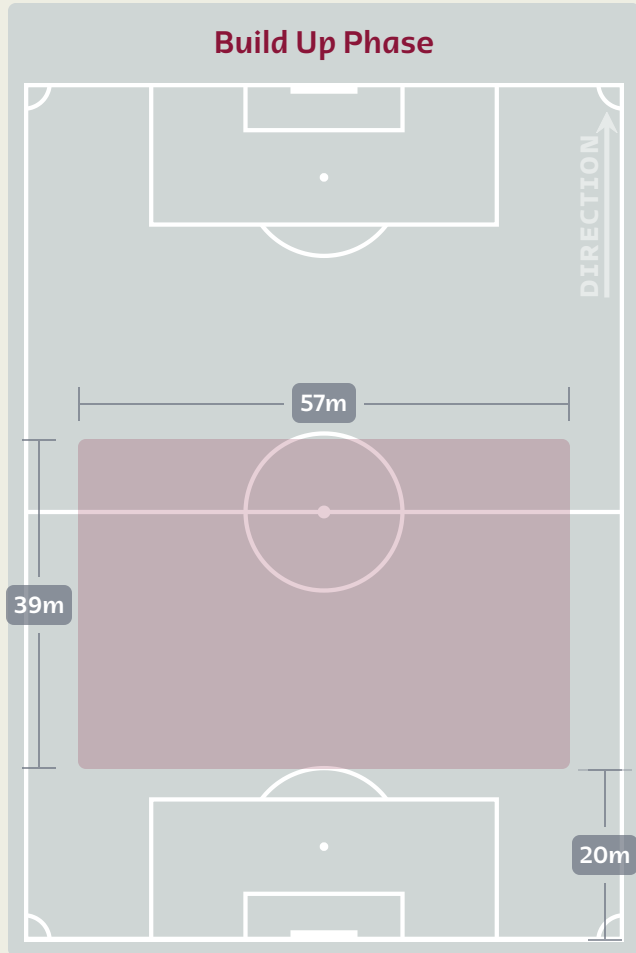
France v Australia



# In Possession Line Height & Team Length



# In Possession Line Height & Team Length



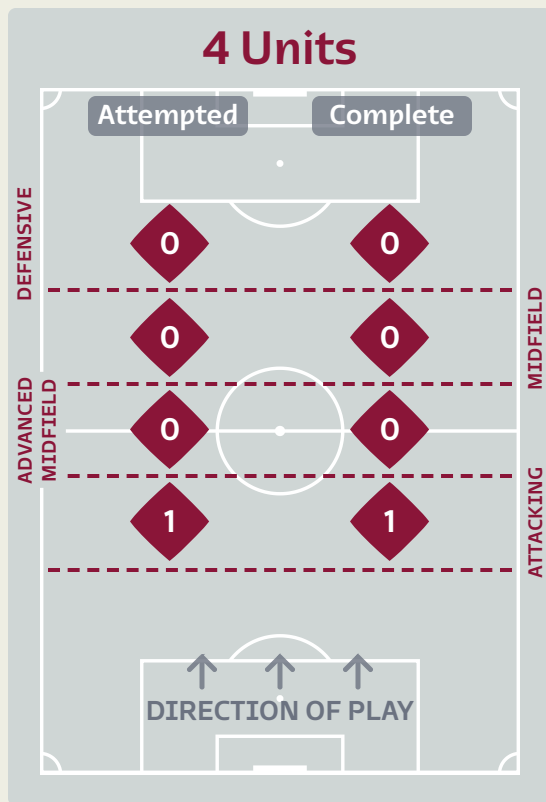

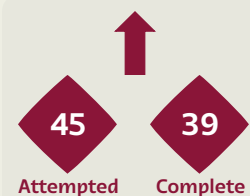
# Line Breaks



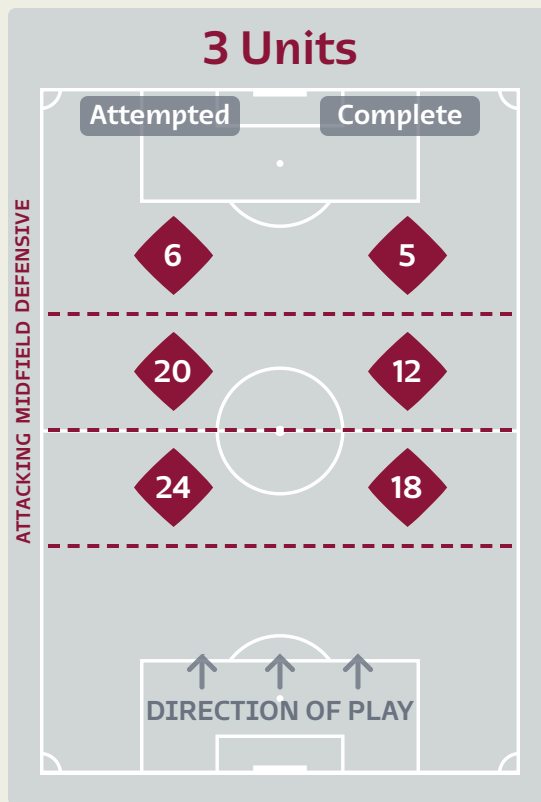
**France**

Attempted Line Breaks

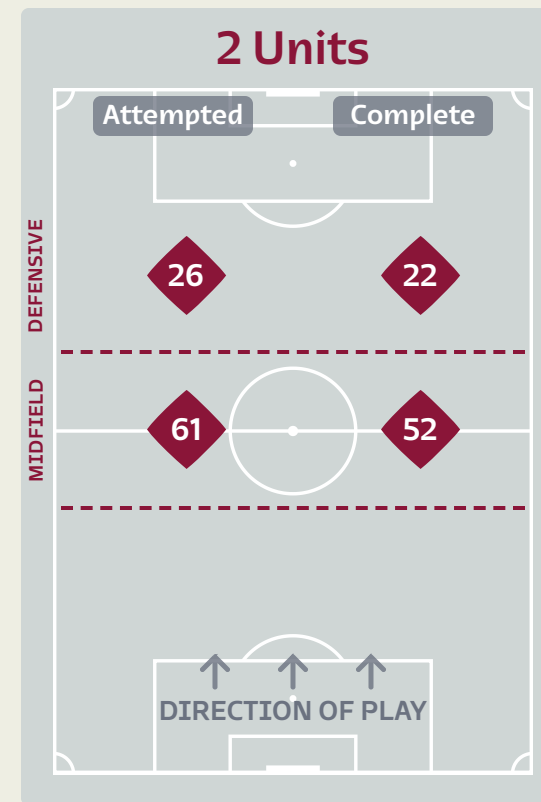
**138**



Attempted Line Breaks	<b>1</b>
Inside Shape	0
Outside Shape	1



Attempted Line Breaks	<b>50</b>
Inside Shape	28
Outside Shape	22



Attempted Line Breaks	<b>87</b>
Inside Shape	41
Outside Shape	46



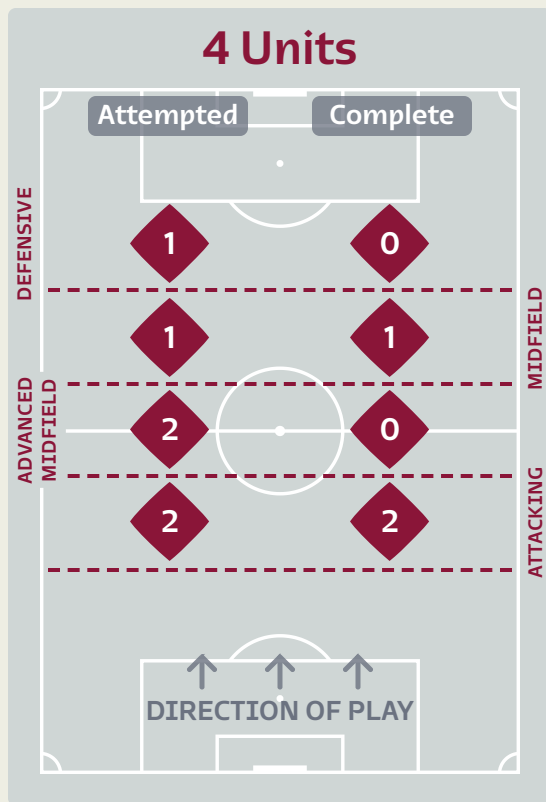

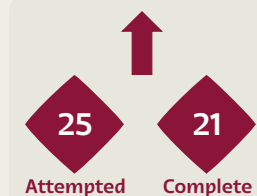
# Line Breaks



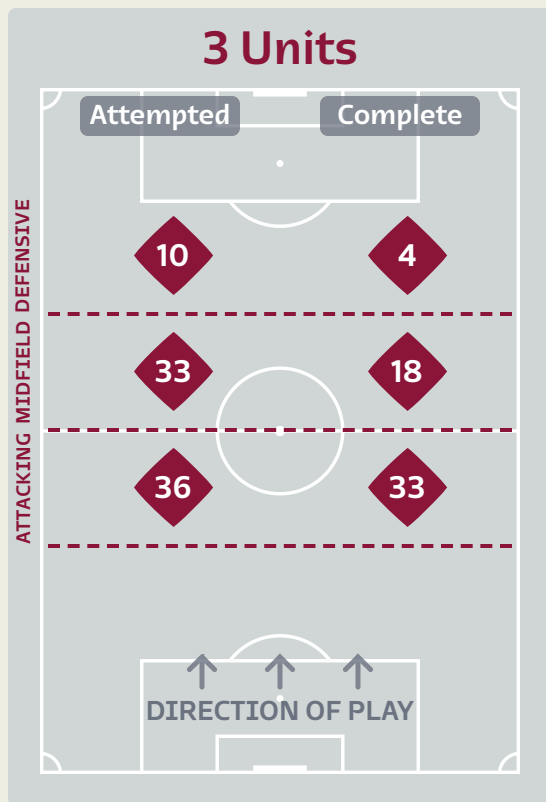
Australia

Attempted Line Breaks

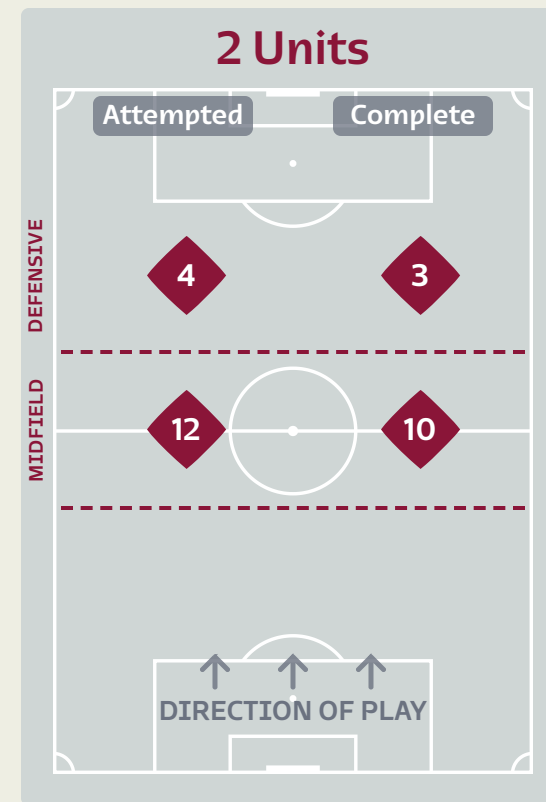
101



Attempted Line Breaks	6
Inside Shape	3
Outside Shape	3



Attempted Line Breaks	79
Inside Shape	45
Outside Shape	34



Attempted Line Breaks	16
Inside Shape	10
Outside Shape	6



# Line Breaks



					4 Units				3 Units			2 Units		Direction			Distribution Type		
#	Player	Line Breaks Attempted	Line Breaks Completed	Line Break Completion %	Attacking Line	Attacking Midfield Line	Midfield Line	Defensive Line	Attacking Line	Midfield Line	Defensive Line	Midfield Line	Defensive Line	Through	Around	Over	Pass	Cross	Ball Progression
1	RYAN Mathew	16	13	81%	1	0	1	0	9	2	0	3	0	1	1	14	16	0	0
3	ATKINSON Nathaniel	8	5	62%	0	0	0	0	1	4	2	1	0	2	1	5	8	0	0
4	ROWLES Kye	7	6	85%	1	0	0	0	3	2	1	0	0	2	2	3	7	0	0
7	LECKIE Mathew	5	5	100%	0	0	0	0	0	2	0	1	2	2	3	0	4	1	0
13	MOOY Aaron	17	12	70%	0	0	0	1	6	6	1	3	0	5	8	4	14	1	2
14	McGREE Riley	3	2	66%	0	0	0	0	1	1	1	0	0	1	2	0	3	0	0
15	DUKE Mitchell	0	0	0%	0	0	0	0	0	0	0	0	0	0	0	0	0	0	0
16	BEHICH Aziz	12	9	75%	0	0	0	0	7	2	2	1	0	3	5	4	12	0	0
19	SOUTTAR Harry	13	7	53%	0	2	0	0	4	5	0	1	1	5	1	7	11	0	2
22	IRVINE Jackson	5	3	60%	0	0	0	0	1	1	1	2	0	1	4	0	5	0	0
23	GOODWIN Craig	5	2	40%	0	0	0	0	0	5	0	0	0	1	1	3	5	0	0
2	DEGENEK Milos	4	4	100%	0	0	0	0	4	0	0	0	0	0	4	0	4	0	0
11	MABIL Awer	1	0	0%	0	0	0	0	0	1	0	0	0	0	1	0	1	0	0
21	KUOL Garang	1	1	100%	0	0	0	0	0	1	0	0	0	1	0	0	0	0	1
25	CUMMINGS Jason	2	1	50%	0	0	0	0	0	0	1	0	1	0	1	1	2	0	0
26	BACCUS Keanu	2	1	50%	0	0	0	0	0	1	1	0	0	1	0	1	2	0	0

# Passing Networks



#	Passes From ↓ to →	LLORIS Hugo	PAVARD Benjamin	GRIEZMANN Antoine	TCHOUAMENI Aurelien	GIROUD Olivier	MBAPPE Kylian	DEMBELE Ousmane	RABIOT Adrien	UPAMECANO Dayot	HERNANDEZ Lucas	KONATE Ibrahima	KOUNDE Jules	FOFANA Youssouf	COMAN Kingsley	HERNANDEZ Theo	THURAM Marcus
1	LLORIS Hugo	0	4	1	1	0	0	1	0	3	0	4	0	3	0	1	0
2	PAVARD Benjamin	1	0	11	10	2	0	7	6	9	0	19	0	2	4	0	0
7	GRIEZMANN Antoine	0	8	0	8	1	8	2	10	8	0	5	3	2	0	4	0
8	TCHOUAMENI Aurelien	0	10	8	0	2	7	4	11	14	1	9	0	0	0	8	0
9	GIROUD Olivier	0	0	1	3	0	1	0	1	3	0	0	0	0	0	3	0
10	MBAPPE Kylian	0	4	6	4	0	0	2	4	1	2	1	1	0	1	8	0
11	DEMBELE Ousmane	0	4	5	4	0	2	0	2	0	0	4	0	0	0	2	0
14	RABIOT Adrien	0	7	2	5	1	10	2	0	11	0	12	1	2	4	3	0
18	UPAMECANO Dayot	5	13	8	11	2	7	2	13	0	2	20	0	2	3	18	0
21	HERNANDEZ Lucas	0	0	0	0	0	1	0	0	2	0	1	0	0	0	0	0
24	KONATE Ibrahima	4	17	8	9	1	4	4	7	23	0	0	0	3	1	4	0
5	KOUNDE Jules	1	0	3	0	0	1	0	0	0	0	0	0	1	0	0	0
13	FOFANA Youssouf	0	0	4	0	0	2	0	1	5	0	3	0	0	2	1	0
20	COMAN Kingsley	0	5	5	0	0	1	0	0	1	0	1	0	0	0	0	0
22	HERNANDEZ Theo	1	1	1	9	1	10	2	3	11	0	4	0	0	0	0	0
26	THURAM Marcus	0	0	0	0	0	0	0	0	0	0	0	0	0	0	0	0

Top 5 Player to Player Passers		
Player	Passed To	% of Total Team Passes

KONATE Ibrahima	UPAMECANO Dayot	3.5%
-----------------	-----------------	------

UPAMECANO Dayot	KONATE Ibrahima	3.1%
-----------------	-----------------	------

PAVARD Benjamin	KONATE Ibrahima	2.9%
-----------------	-----------------	------

UPAMECANO Dayot	HERNANDEZ Theo	2.8%
-----------------	----------------	------

KONATE Ibrahima	PAVARD Benjamin	2.6%
-----------------	-----------------	------

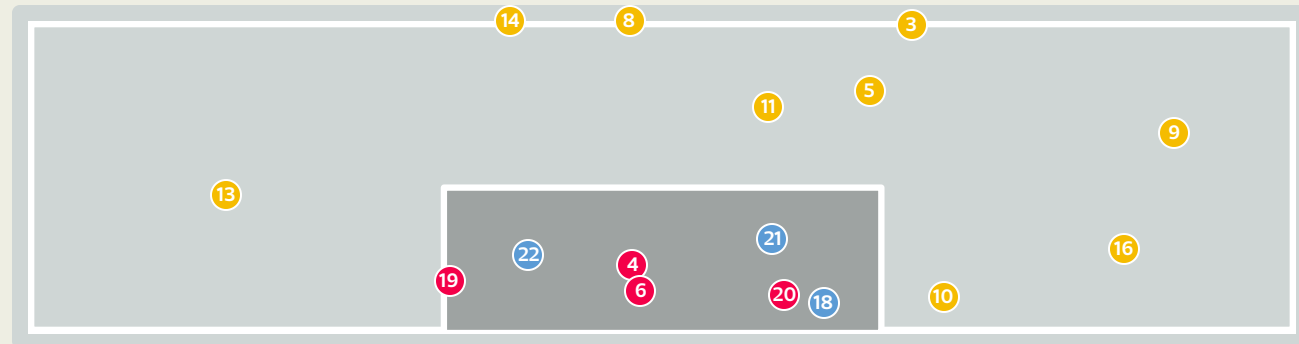
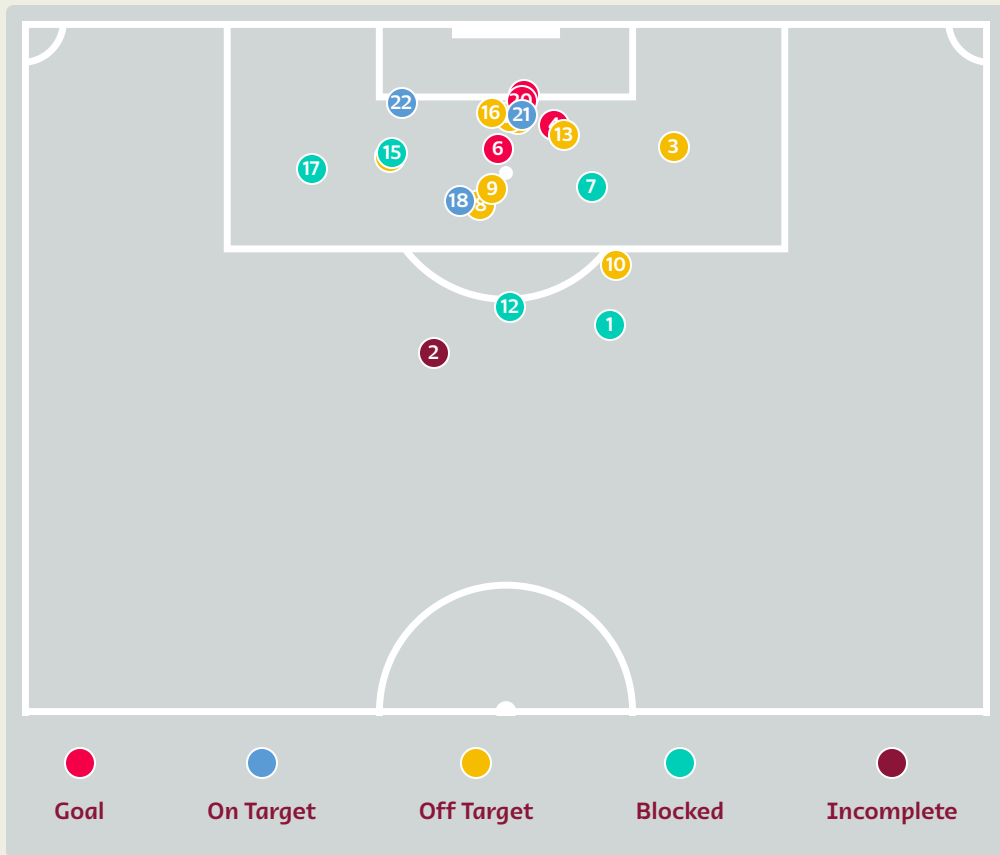
# Passing Networks



#	Passes From ↓ to →	RYAN Mathew	ATKINSON Nathaniel	ROWLES Kye	LECKIE Mathew	MOOY Aaron	McGREE Riley	DUKE Mitchell	BEHICH Aziz	SOUTTAR Harry	IRVINE Jackson	GOODWIN Craig	DEGENEK Milos	MABIL Awer	KUOL Garang	CUMMINGS Jason	BACCUS Keanu
1	RYAN Mathew	10	5	4	1	7	1	0	3	5	1	2	0	0	0	0	0
3	ATKINSON Nathaniel	1	10	2	5	3	0	1	2	4	5	0	0	0	1	0	0
4	ROWLES Kye	5	2	10	0	10	5	0	10	14	4	1	3	0	0	0	1
7	LECKIE Mathew	0	4	0	10	7	0	0	2	0	2	0	0	0	0	1	1
13	MOOY Aaron	0	2	11	3	10	3	2	15	5	6	4	3	2	3	1	1
14	McGREE Riley	1	0	2	0	3	10	1	1	0	2	7	0	0	0	0	0
15	DUKE Mitchell	1	0	0	1	3	2	10	0	0	0	0	0	0	0	0	0
16	BEHICH Aziz	7	3	13	0	5	4	1	10	1	3	6	0	4	0	1	0
19	SOUTTAR Harry	2	2	9	2	8	1	1	4	10	8	0	0	1	0	0	0
22	IRVINE Jackson	0	3	2	6	2	1	1	3	9	10	0	0	0	0	0	0
23	GOODWIN Craig	0	0	4	1	4	2	0	3	1	1	10	0	0	0	0	0
2	DEGENEK Milos	0	0	0	0	1	0	0	1	3	0	0	10	4	0	0	1
11	MABIL Awer	0	0	1	1	1	0	0	1	2	0	0	0	10	0	0	1
21	KUOL Garang	0	0	0	1	0	0	0	0	0	0	0	0	0	10	0	1
25	CUMMINGS Jason	0	0	0	0	2	0	0	1	0	1	0	0	0	0	10	0
26	BACCUS Keanu	0	0	0	1	3	0	0	0	0	0	0	2	0	0	0	10

Top 5 Player to Player Passers		
Player	Passed To	% of Total Team Passes
MOOY Aaron	BEHICH Aziz	3.9%
ROWLES Kye	SOUTTAR Harry	3.7%
BEHICH Aziz	ROWLES Kye	3.4%
MOOY Aaron	ROWLES Kye	2.9%
ROWLES Kye	MOOY Aaron	2.6%

# Attempts at Goal



Key	Outcome	Shots
●	Goals	4
●	On Target	3
●	Off Target	9
●	Blocked	5
●	Incomplete	1

# Attempts at Goal

## France



Time	Player	Outcome	Body Part	Delivery Type
1	11 DEMBELE Ousmane	Incomplete - Blocked	Left Foot	Loose Ball
12	22 HERNANDEZ Theo	Incomplete - Defensive Event	Left Foot	Loose Ball
25	7 GRIEZMANN Antoine	Deflected Off Target - Defensive Event	Right Foot	Pass
26	14 RABIOT Adrien	On Target - Goal	Head	Pass
28	9 GIROUD Olivier	Off Target	Head	Cross
31	9 GIROUD Olivier	On Target - Goal	Right Foot	Pass
36	10 MBAPPE Kylian	Incomplete - Blocked	Right Foot	Cross
36	9 GIROUD Olivier	Off Target	Right Foot	Loose Ball
39	11 DEMBELE Ousmane	Off Target	Right Foot	Cross
41	7 GRIEZMANN Antoine	Off Target	Left Foot	Pass
44	10 MBAPPE Kylian	Off Target	Right Foot	Cross
49	8 TCHOUAMENI Aurelien	Incomplete - Blocked	Right Foot	Loose Ball
49	9 GIROUD Olivier	Off Target	Left Foot	Cross
60	10 MBAPPE Kylian	Deflected Off Target - Defensive Event	Right Foot	Pass
62	10 MBAPPE Kylian	Incomplete - Blocked	Left Foot	Cross
62	24 KONATE Ibrahima	Off Target	Head	Corner
63	10 MBAPPE Kylian	Incomplete - Blocked	Right Foot	Pass

# Attempts at Goal


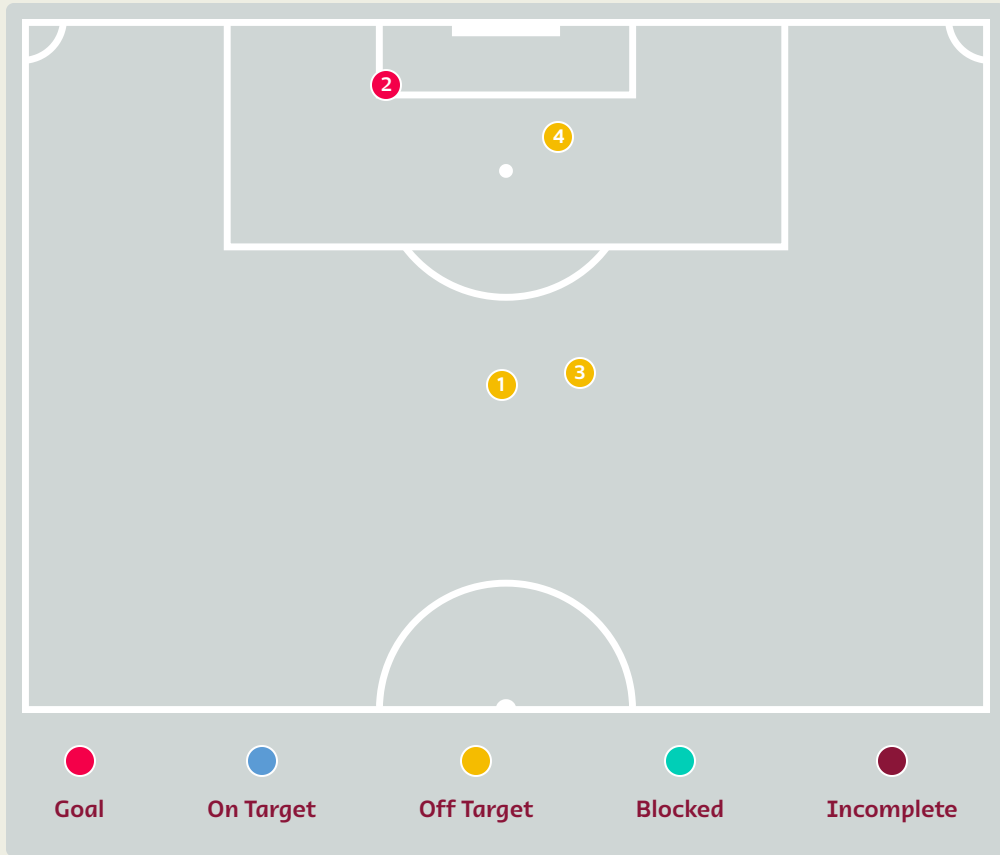
**France**

Time	Player	Outcome	Body Part	Delivery Type
66	7 GRIEZMANN Antoine	On Target - Goal Prevented	Left Foot	Cross
67	10 MBAPPE Kylian	On Target - Goal	Head	Cross
70	9 GIROUD Olivier	On Target - Goal	Head	Cross
89	24 KONATE Ibrahima	On Target - Saved	Head	Corner
90	22 HERNANDEZ Theo	On Target - Saved	Head	Pass



# Attempts at Goal

Australia



Key	Outcome	Shots
●	Goals	1
●	On Target	0
●	Off Target	3
●	Blocked	0
●	Incomplete	0

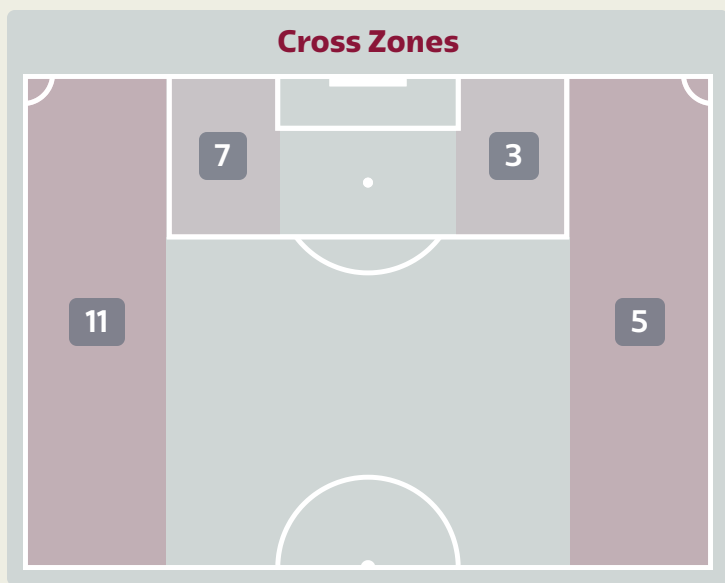
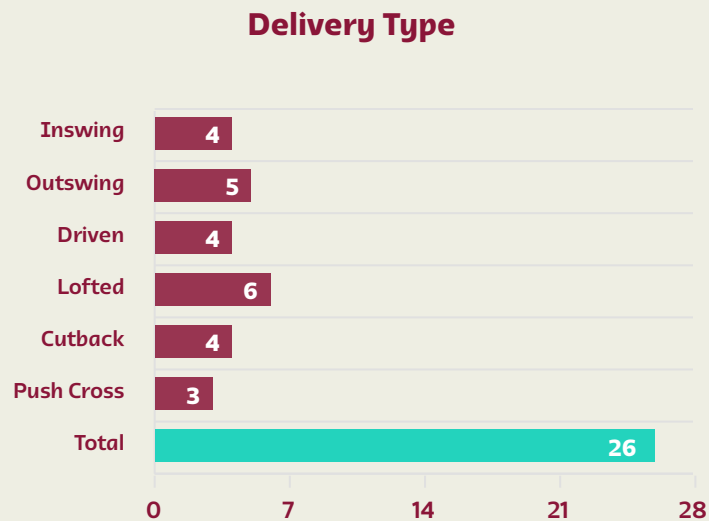
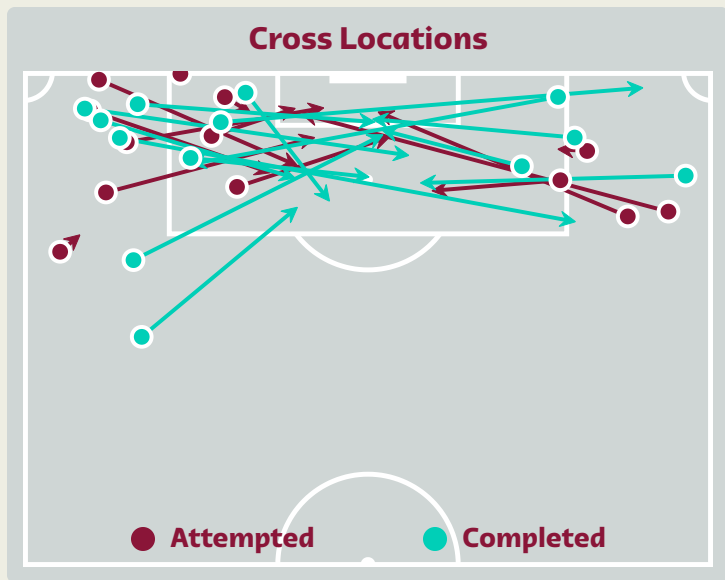
## Attempts at Goal

**Australia**

Time	Player	Outcome	Body Part	Delivery Type
2	14 McGREE Riley	Off Target	Right Foot	Loose Ball
8	23 GOODWIN Craig	On Target - Goal	Left Foot	Cross
21	15 DUKE Mitchell	Off Target	Right Foot	Loose Ball
46	22 IRVINE Jackson	Off Target	Head	Cross

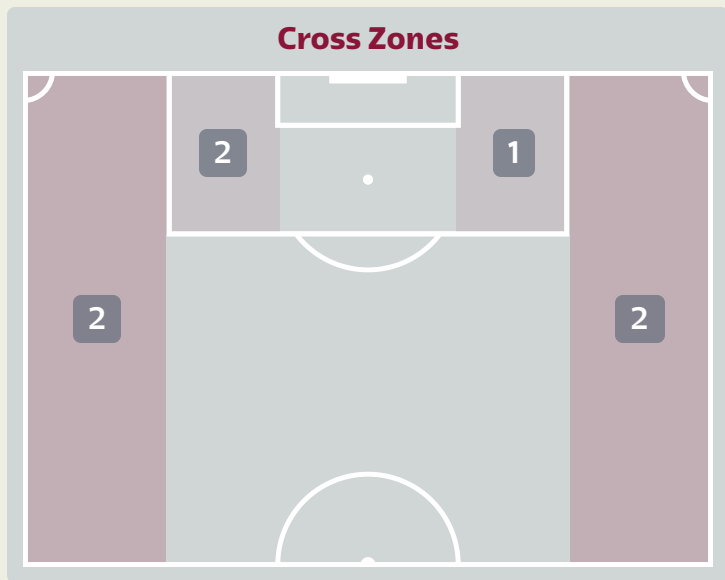
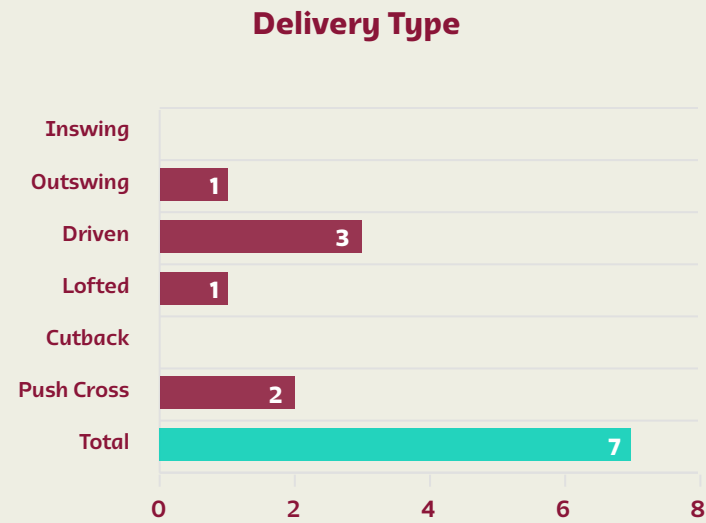
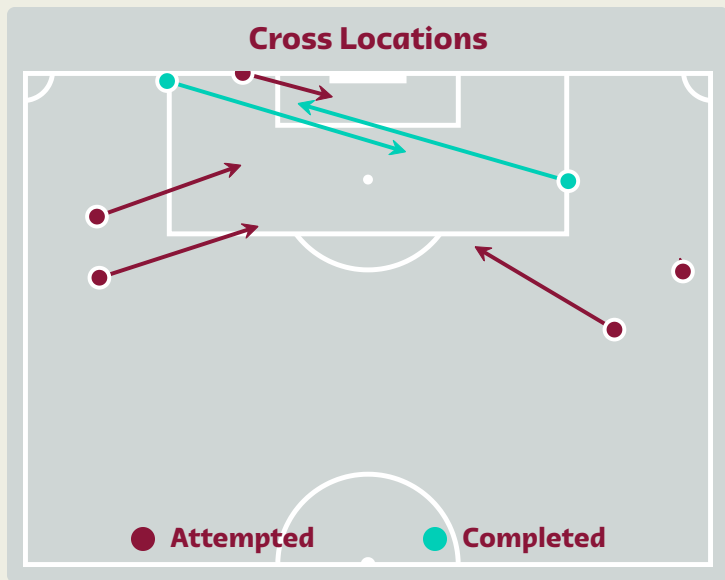


# Crosses (Open Play)



#	Player	Inswing	Outswing	Driven	Lofted	Cutback	Push Cross	Total Attempted
1	LLORIS Hugo	0	0	0	0	0	0	0
2	PAVARD Benjamin	0	1	0	0	0	0	1
7	GRIEZMANN Antoine	0	0	1	1	0	0	2
8	TCHOUAMENI Aurelien	0	0	0	0	0	0	0
9	GIROUD Olivier	0	0	0	0	0	0	0
10	MBAPPE Kylian	3	2	1	2	0	2	10
11	DEMBELE Ousmane	1	0	1	1	0	1	4
14	RABIOT Adrien	0	1	0	0	0	0	1
18	UPAMECANO Dayot	0	0	0	0	0	0	0
21	HERNANDEZ Lucas	0	0	0	1	0	0	1
24	KONATE Ibrahima	0	0	0	0	0	0	0
5	KOUNDE Jules	0	0	0	0	0	0	0
13	FOFANA Youssouf	0	0	0	0	0	0	0
20	COMAN Kingsley	0	1	0	0	0	0	1
22	HERNANDEZ Theo	0	0	1	1	4	0	6
26	THURAM Marcus	0	0	0	0	0	0	0

# Crosses (Open Play)



**Attempted**

**7**

**Completed**

**2**

**Most Crosses Attempted**

**2**

**GOODWIN Craig**  
LEFT WINGER

#	Player	Inswing	Outswing	Driven	Lofted	Cutback	Push Cross	Total Attempted
1	RYAN Mathew	0	0	0	0	0	0	0
3	ATKINSON Nathaniel	0	1	0	0	0	0	1
4	ROWLES Kye	0	0	0	0	0	0	0
7	LECKIE Mathew	0	0	1	0	0	0	1
13	MOOY Aaron	0	0	0	0	0	0	0
14	McGREE Riley	0	0	0	1	0	0	1
15	DUKE Mitchell	0	0	0	0	0	0	0
16	BEHICH Aziz	0	0	0	0	0	1	1
19	SOUTTAR Harry	0	0	0	0	0	0	0
22	IRVINE Jackson	0	0	0	0	0	1	1
23	GOODWIN Craig	0	0	2	0	0	0	2
2	DEGENEK Milos	0	0	0	0	0	0	0
11	MABIL Awer	0	0	0	0	0	0	0
21	KUOL Garang	0	0	0	0	0	0	0
25	CUMMINGS Jason	0	0	0	0	0	0	0
26	BACCUS Keanu	0	0	0	0	0	0	0

# Offering to Receive

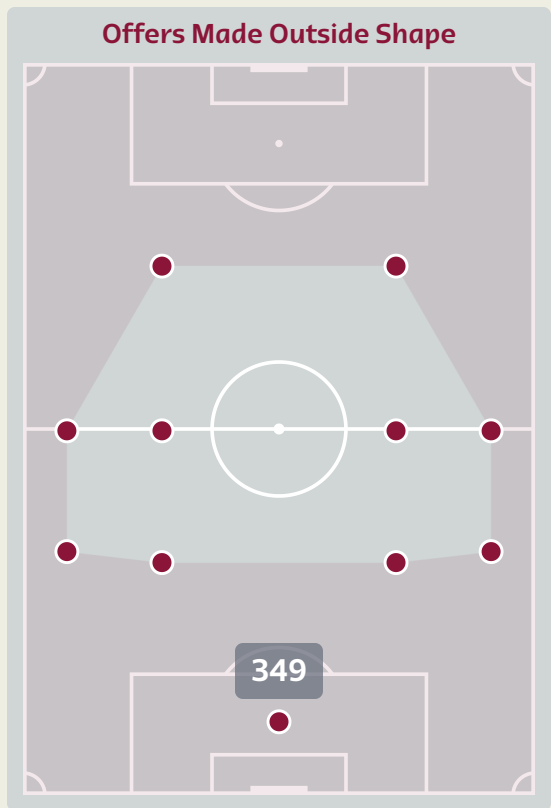
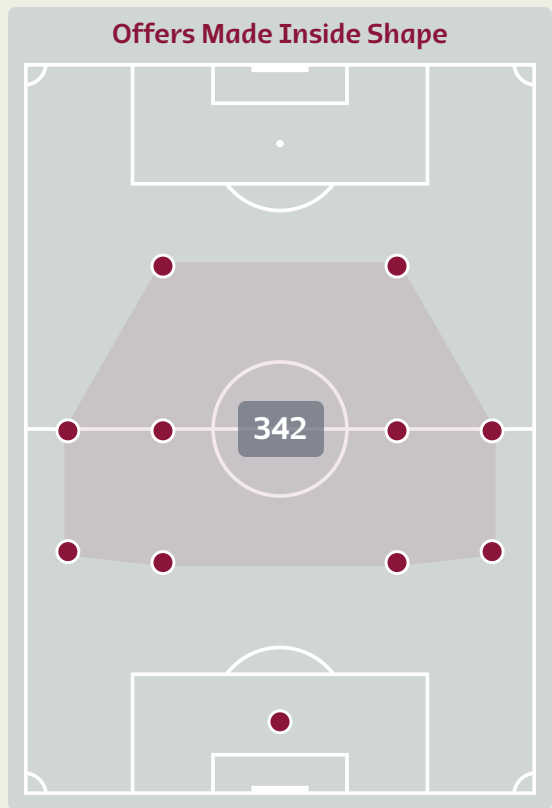


**691**  
Total Offers Made

**278**  
Total Offers Received

**Most Offers**  
**99**  
**RABIOT Adrien**  
LEFT CENTRE MIDFIELD

**273**  
Offers Made in Final Third

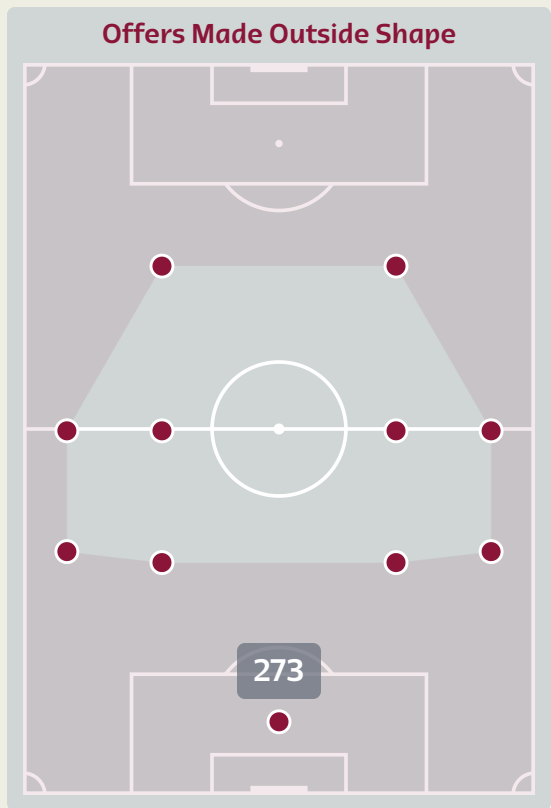
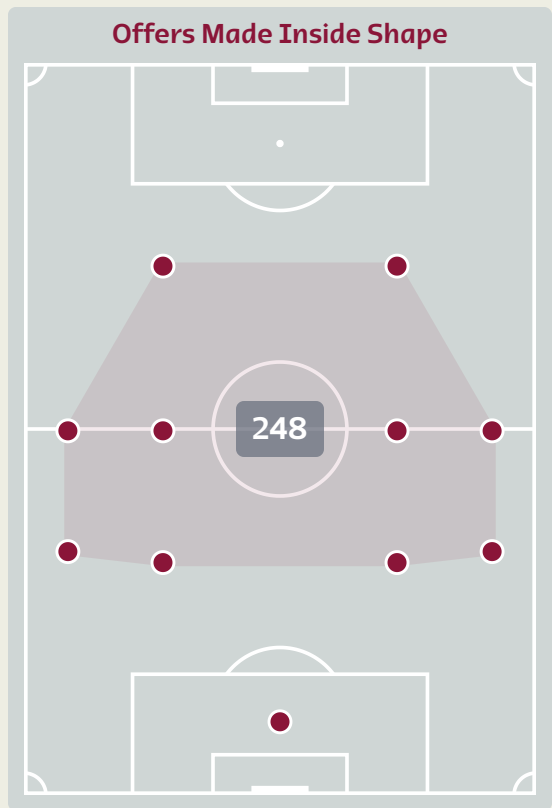
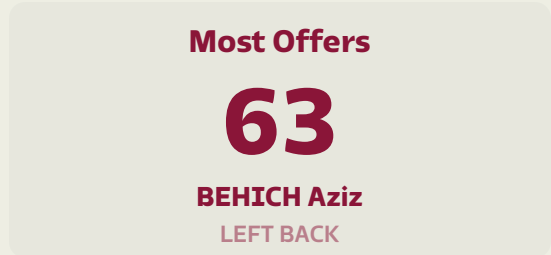


**357**  
Offers Made in Middle Third

**61**  
Offers Made in Defensive Third

#	Player	Offers Made	Offers Received	% Made & Received
1	LLORIS Hugo	1	1	100%
2	PAVARD Benjamin	78	40	51.3%
7	GRIEZMANN Antoine	48	12	25%
8	TCHOUAMENI Aurelien	67	31	46.3%
9	GIROUD Olivier	68	8	11.8%
10	MBAPPE Kylian	68	37	54.4%
11	DEMBELE Ousmane	60	22	36.7%
14	RABIOT Adrien	99	29	29.3%
18	UPAMECANO Dayot	53	33	62.3%
21	HERNANDEZ Lucas	6	2	33.3%
24	KONATE Ibrahima	34	21	61.8%
5	KOUNDE Jules	8	2	25%
13	FOFANA Youssouf	24	11	45.8%
20	COMAN Kingsley	25	12	48%
22	HERNANDEZ Theo	47	17	36.2%
26	THURAM Marcus	5	0	0%

# Offering to Receive



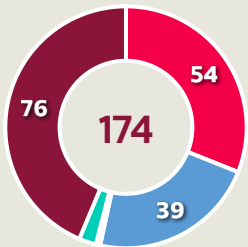
#	Player	Offers Made	Offers Received	% Made & Received
1	RYAN Mathew	17	11	64.7%
3	ATKINSON Nathaniel	40	14	35%
4	ROWLES Kye	56	31	55.4%
7	LECKIE Mathew	35	15	42.9%
13	MOOY Aaron	38	18	47.4%
14	McGREE Riley	44	15	34.1%
15	DUKE Mitchell	31	5	16.1%
16	BEHICH Aziz	63	34	54%
19	SOUTTAR Harry	21	10	47.6%
22	IRVINE Jackson	56	26	46.4%
23	GOODWIN Craig	51	11	21.6%
2	DEGENEK Milos	12	7	58.3%
11	MABIL Awer	17	3	17.6%
21	KUOL Garang	14	2	14.3%
25	CUMMINGS Jason	21	3	14.3%
26	BACCUS Keanu	5	5	100%



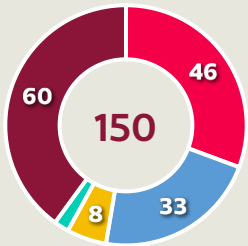
# Movement to Receive

## Movement Types by Phase

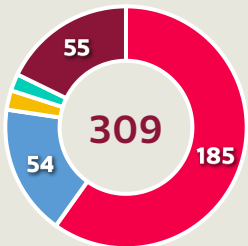
### Final Third Phase



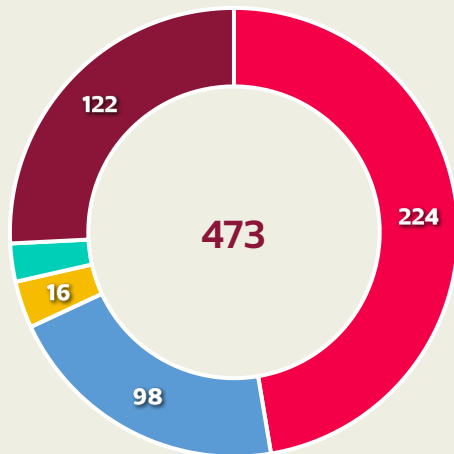
### Progression Phase



### Build Up Phase



## All Movement Types

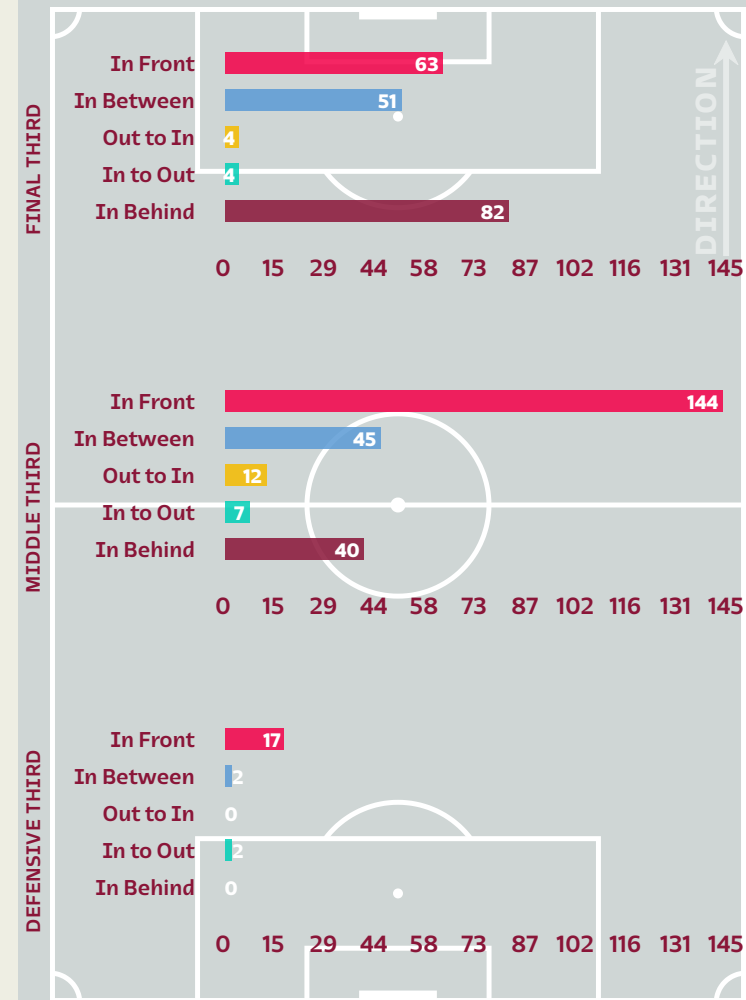


- In Front
- In Between
- Out to In
- In to Out
- In Behind

## Top Ranked Players

Type	Player	Movements
In Front	14 RABIOT Adrien	57
In Between	9 GIROUD Olivier	35
Out to In	10 MBAPPE Kylian	7
In to Out	7 GRIEZMANN Antoine	3
In Behind	9 GIROUD Olivier	26

## Movement Types Pitch Third

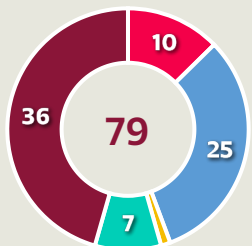


# Movement to Receive

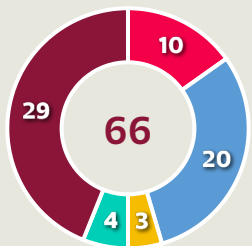


## Movement Types by Phase

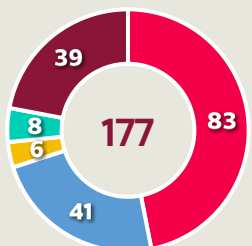
### Final Third Phase



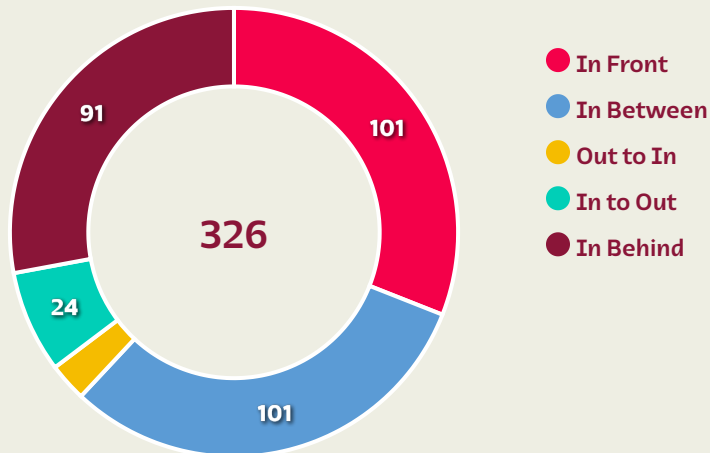
### Progression Phase



### Build Up Phase



## All Movement Types

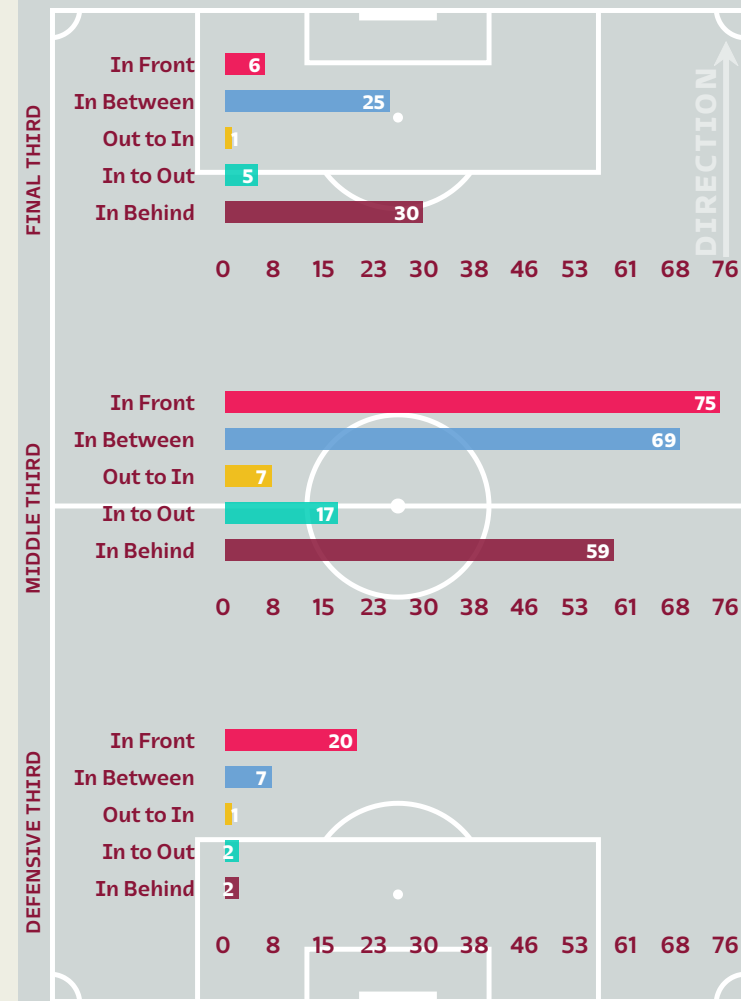


- In Front
- In Between
- Out to In
- In to Out
- In Behind

## Top Ranked Players

Type	Player	Movements
In Front	16 BEHICH Aziz	22
In Between	22 IRVINE Jackson	20
Out to In	22 IRVINE Jackson	4
In to Out	22 IRVINE Jackson	7
In Behind	23 GOODWIN Craig	24

## Movement Types Pitch Third







FIFA WORLD CUP  
Qatar 2022



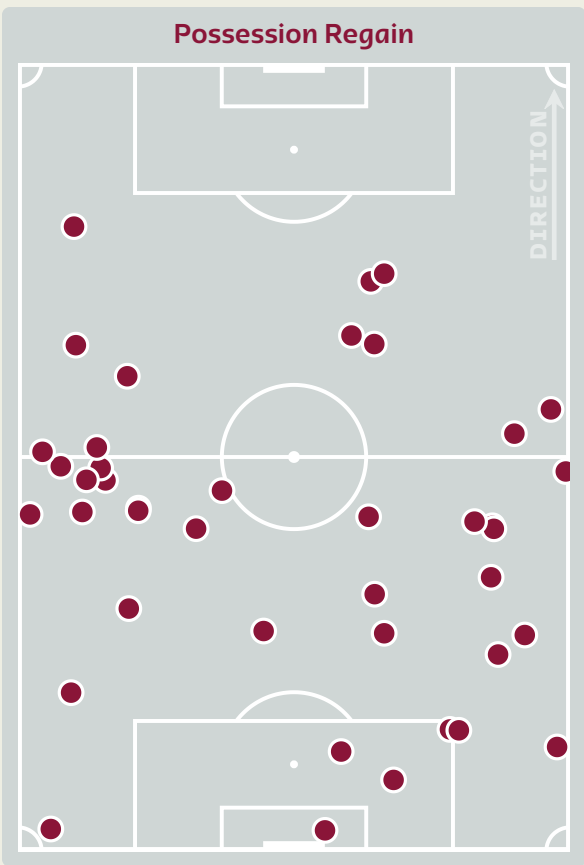
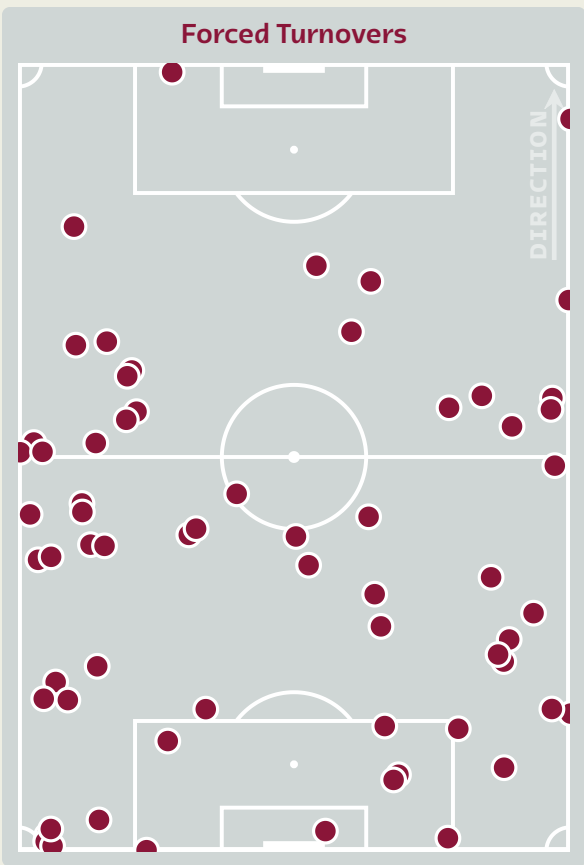
# OUT OF POSSESSION



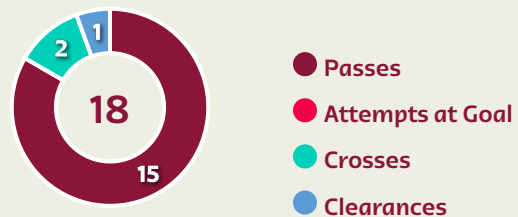
France v Australia



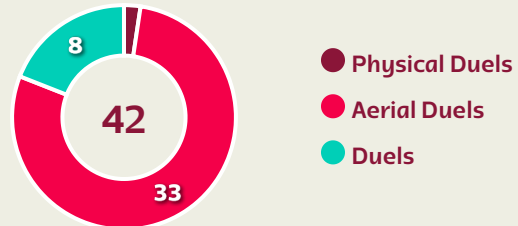
# Defensive Actions



## Blocks



## Possession Contests



## Most Possession Regains

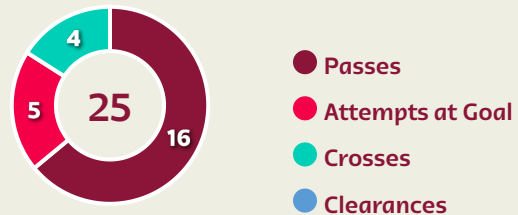


#	Player	Total Possession Regains
1	LLORIS Hugo	2
2	PAVARD Benjamin	4
7	GRIEZMANN Antoine	4
8	TCHOUAMENI Aurelien	4
9	GIROUD Olivier	0
10	MBAPPE Kylian	1
11	DEMBELE Ousmane	0
14	RABIOT Adrien	7
18	UPAMECANO Dayot	7
21	HERNANDEZ Lucas	0
24	KONATE Ibrahima	7
5	KOUNDE Jules	0
13	FOFANA Youssouf	1
20	COMAN Kingsley	2
22	HERNANDEZ Theo	5
26	THURAM Marcus	0

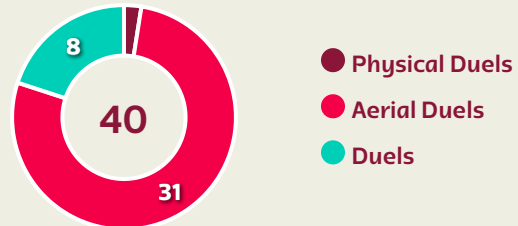
# Defensive Actions



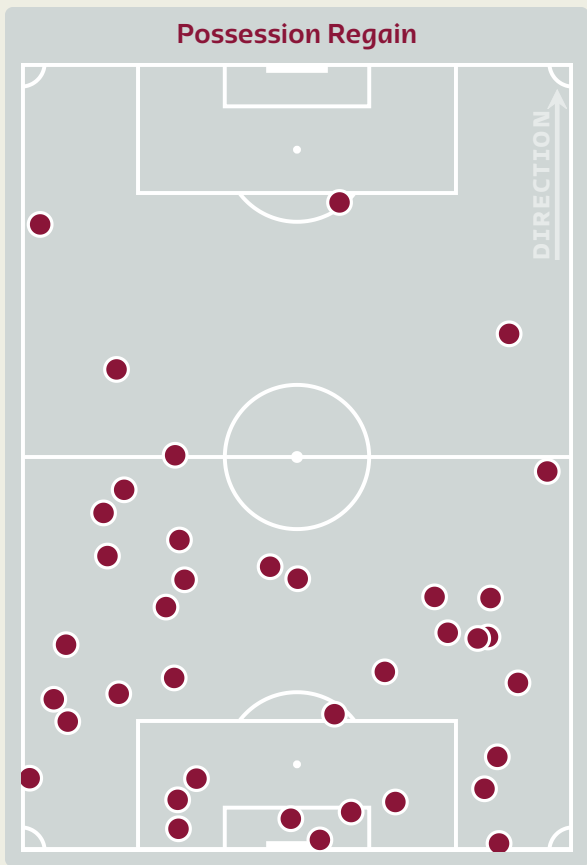
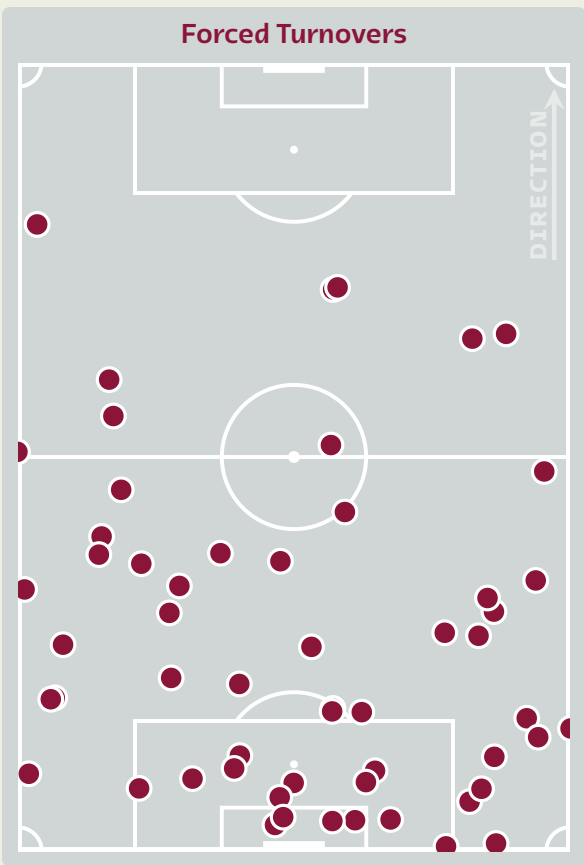
## Blocks



## Possession Contests

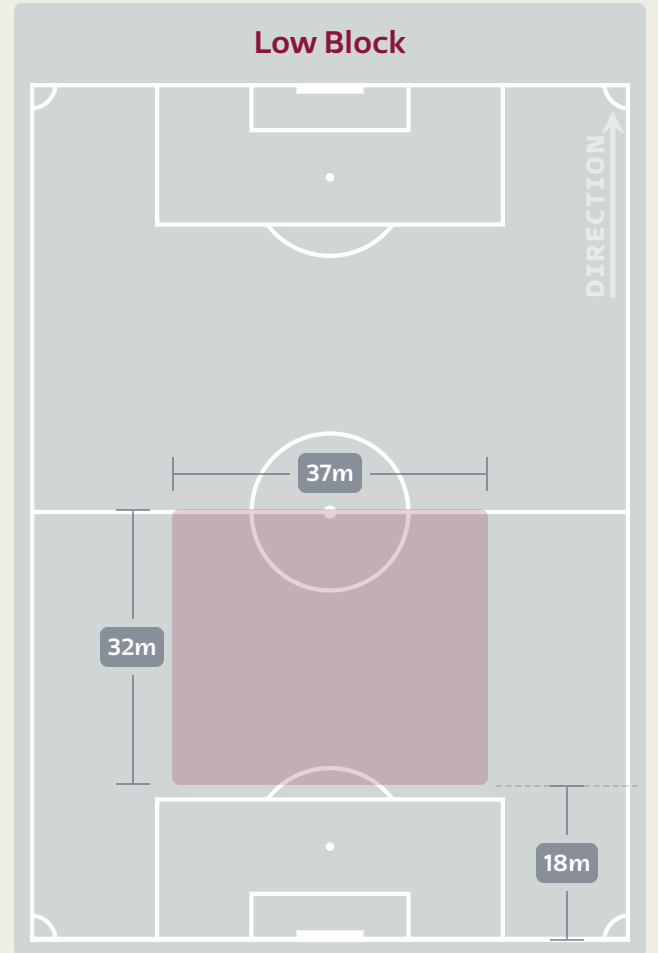
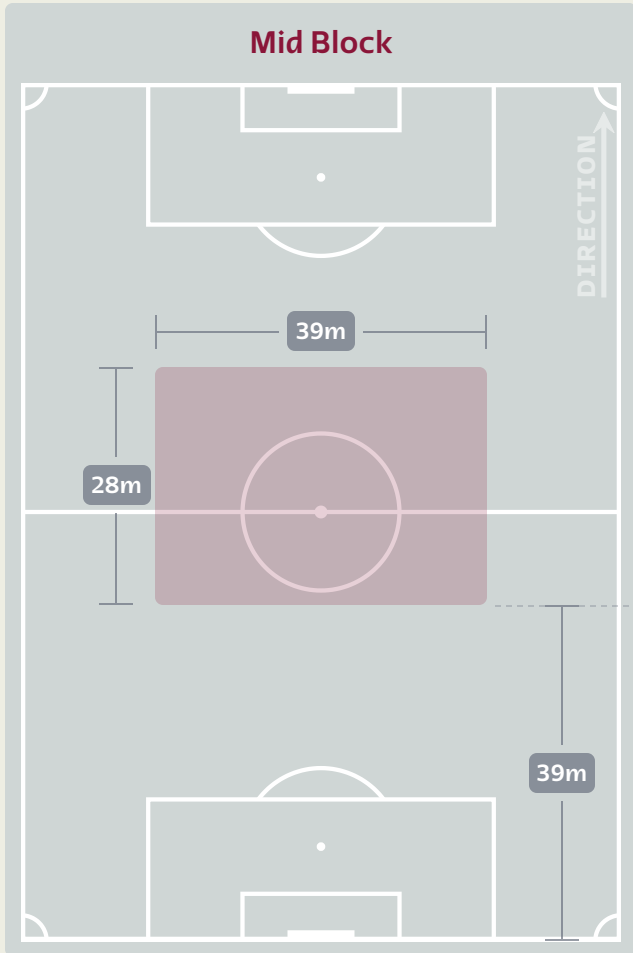
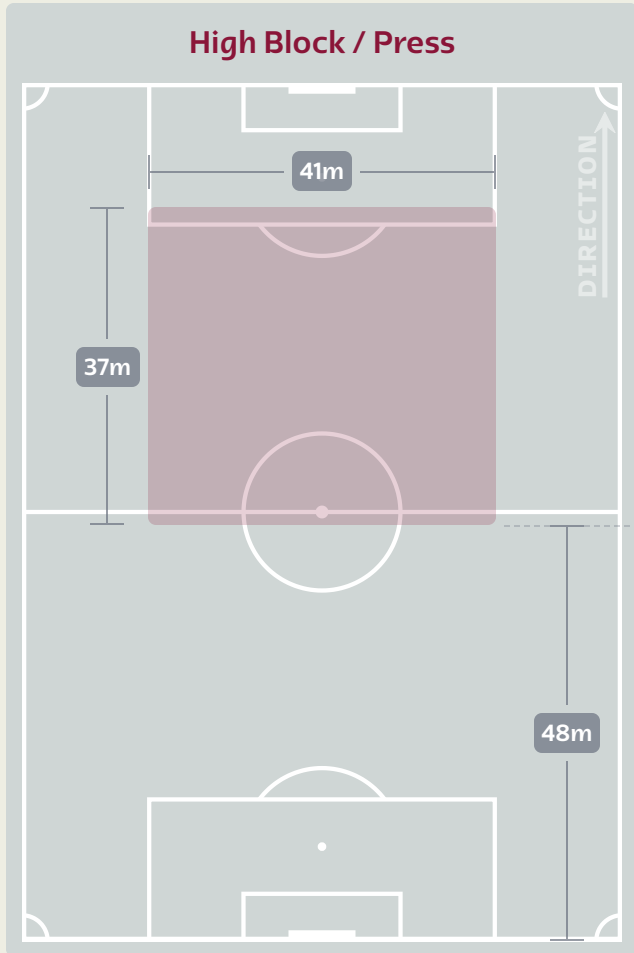


## Most Possession Regains



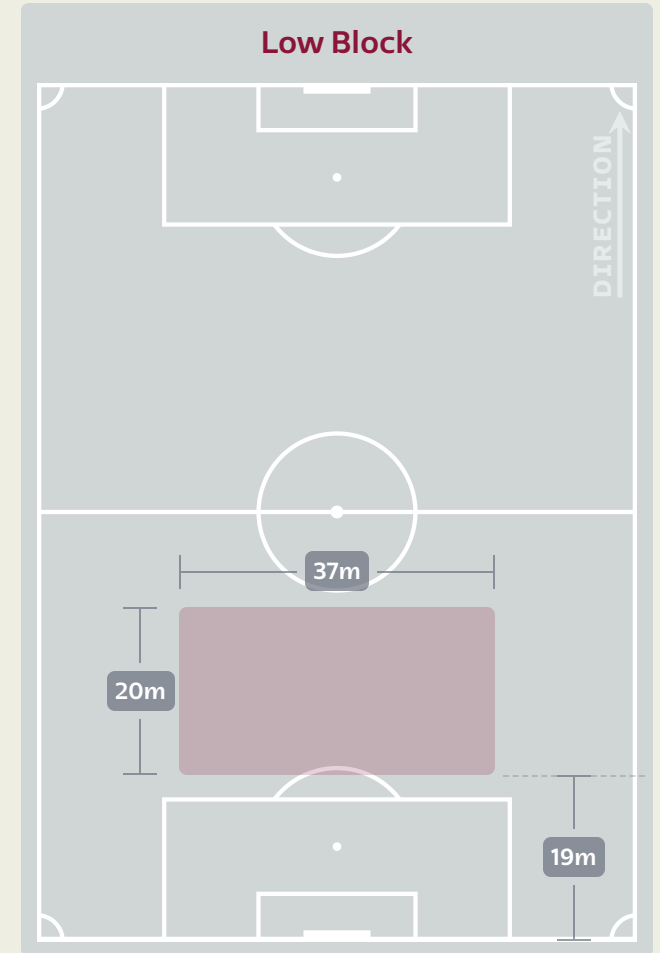
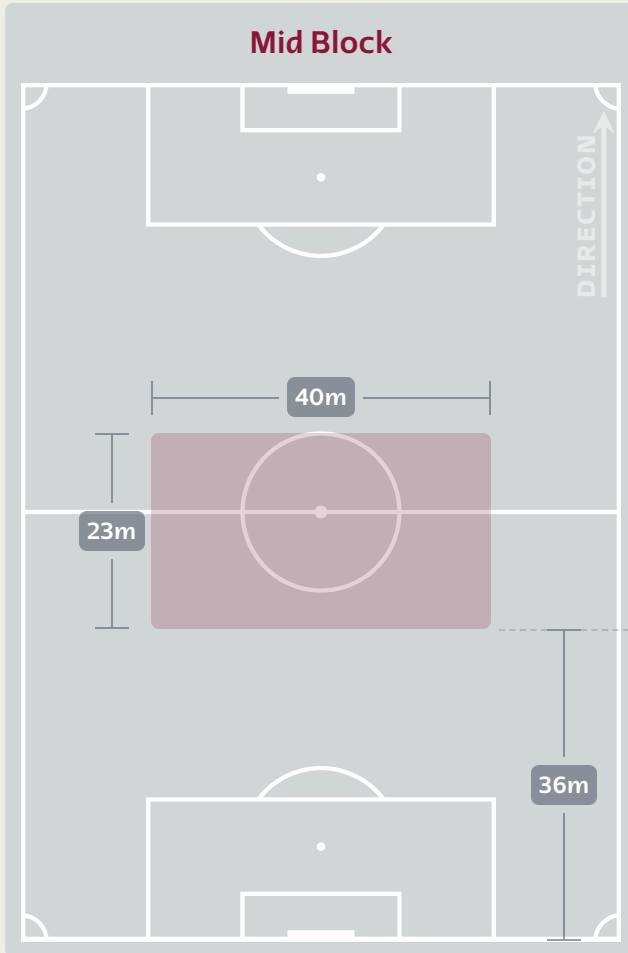
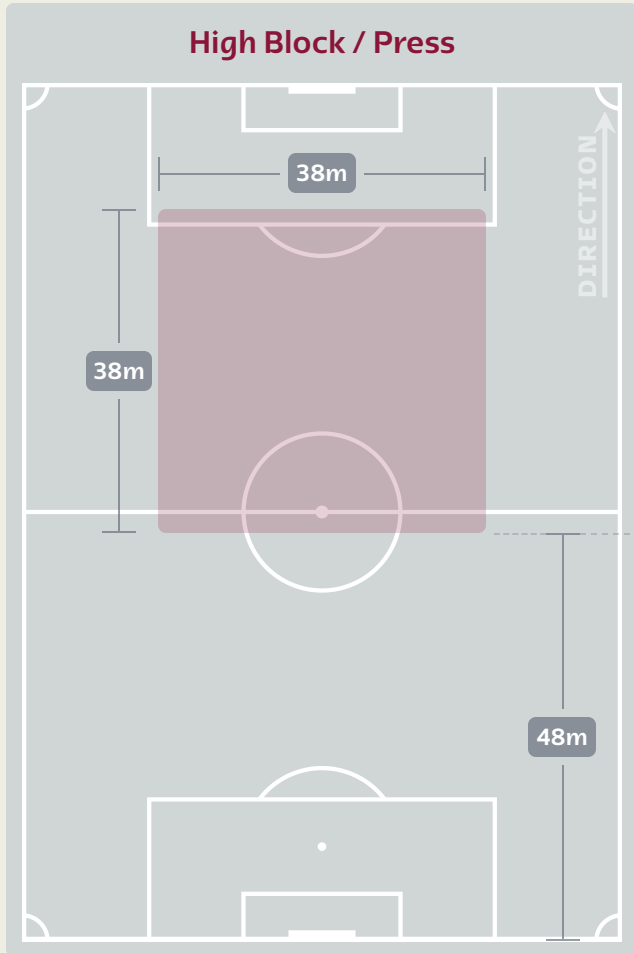
#	Player	Total Possession Regains
1	RYAN Mathew	6
3	ATKINSON Nathaniel	4
4	ROWLES Kye	2
7	LECKIE Mathew	3
13	MOOY Aaron	4
14	McGREE Riley	3
15	DUKE Mitchell	2
16	BEHICH Aziz	3
19	SOUTTAR Harry	4
22	IRVINE Jackson	4
23	GOODWIN Craig	3
2	DEGENEK Milos	1
11	MABIL Awer	0
21	KUOL Garang	2
25	CUMMINGS Jason	0
26	BACCUS Keanu	0

# Defensive Line Height & Team Length



# Defensive Line Height & Team Length

Australia




# Defensive Pressure



**France**



**Australia**



250	Total Pressures	316
38	Direct Pressures	54
1.62s	Avg Pressure Duration	1.51s
64	Forced Turnovers	56
11.18s	Ball Recovery Time	17.66s
131	Pushing on into Pressing	176
313	Pushing on	367
48	Pressing Direction Inside	44
146	Pressing Direction Outside	193

**Most Direct Pressures**

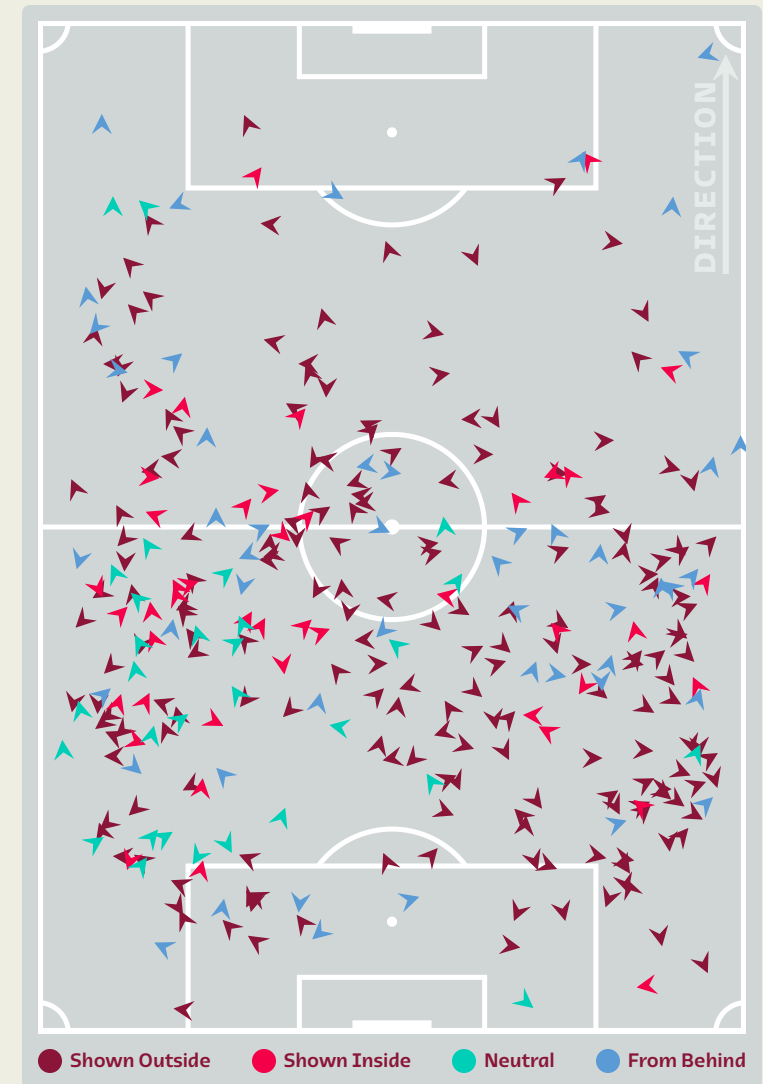
**9**

**RABIOT Adrien**  
LEFT CENTRE MIDFIELD

**Most Direct Pressures**

**7**

**IRVINE Jackson**  
RIGHT CENTRE MIDFIELD





FIFA WORLD CUP  
Qatar 2022



# GOALKEEPING



France v Australia

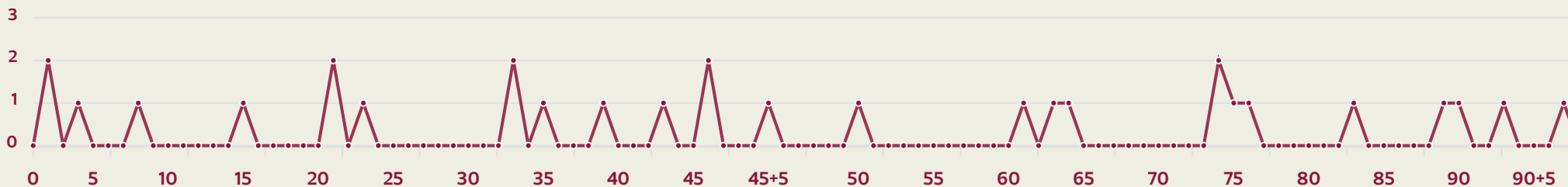


# Goalkeeping Involvement



**France**

**France GK Involvement Timeline**



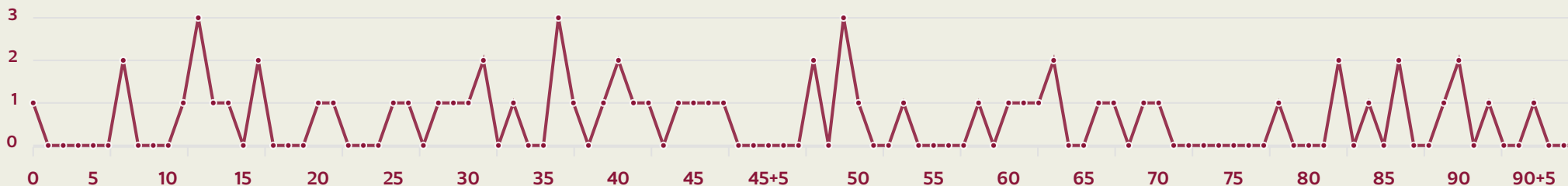
**30**

**Total Involvements**



**Australia**

**Australia GK Involvement Timeline**



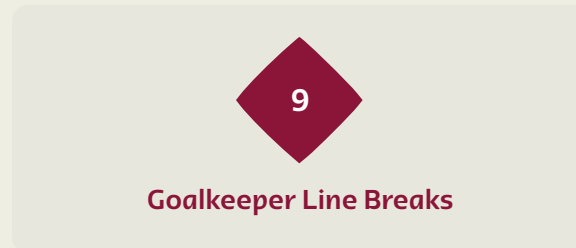
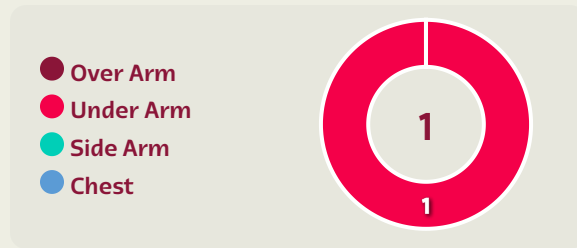
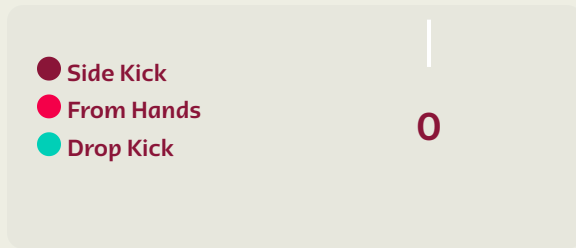
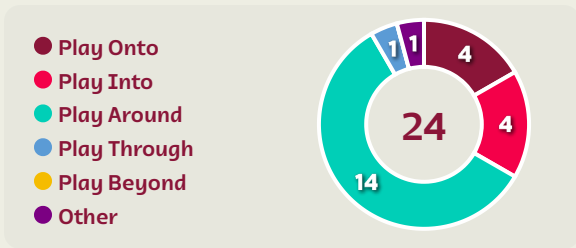
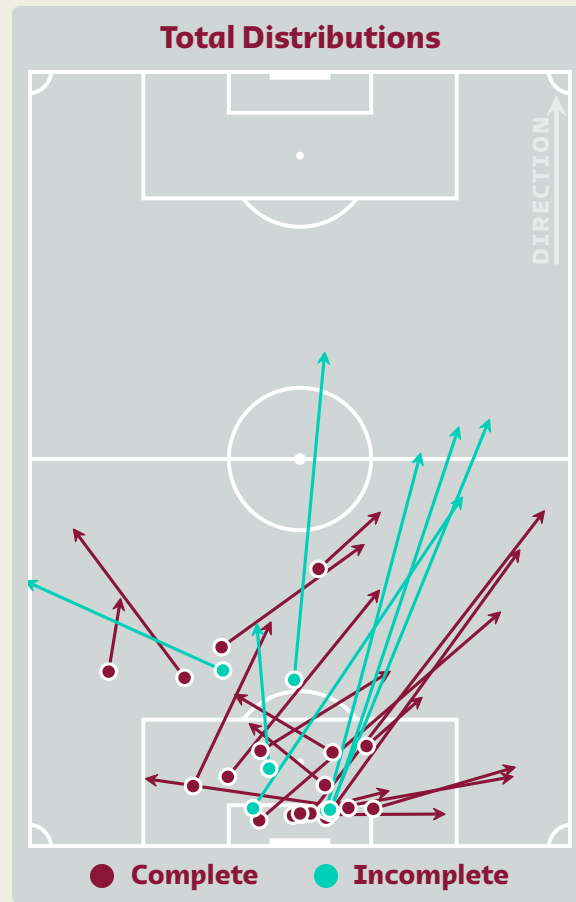
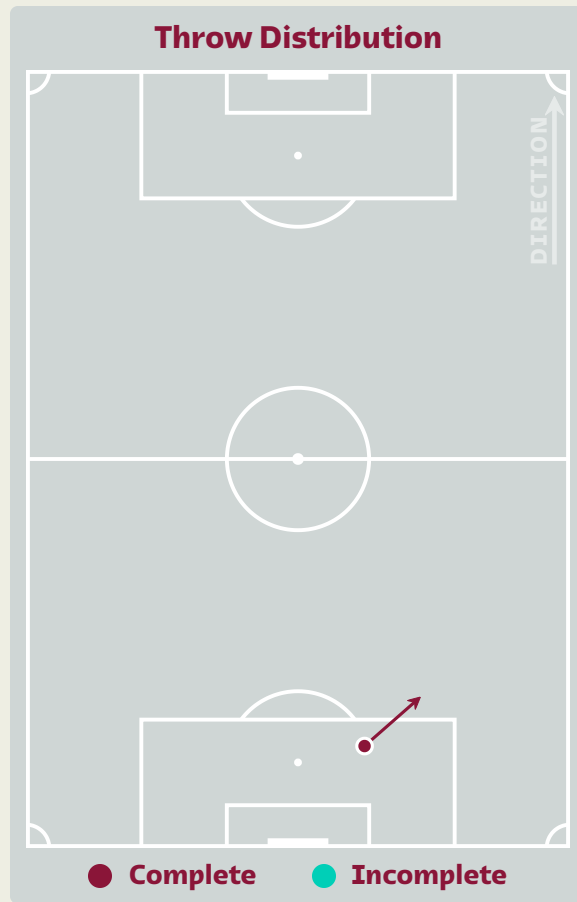
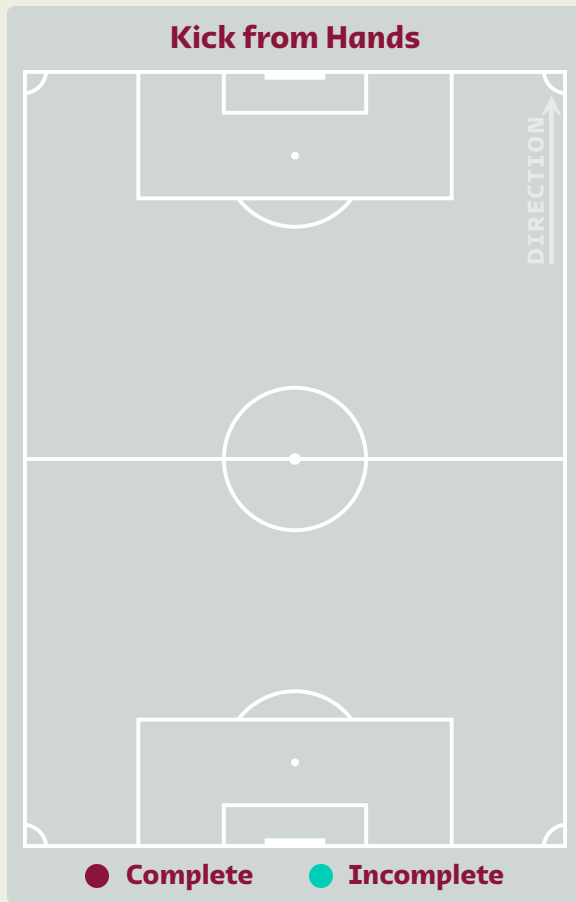
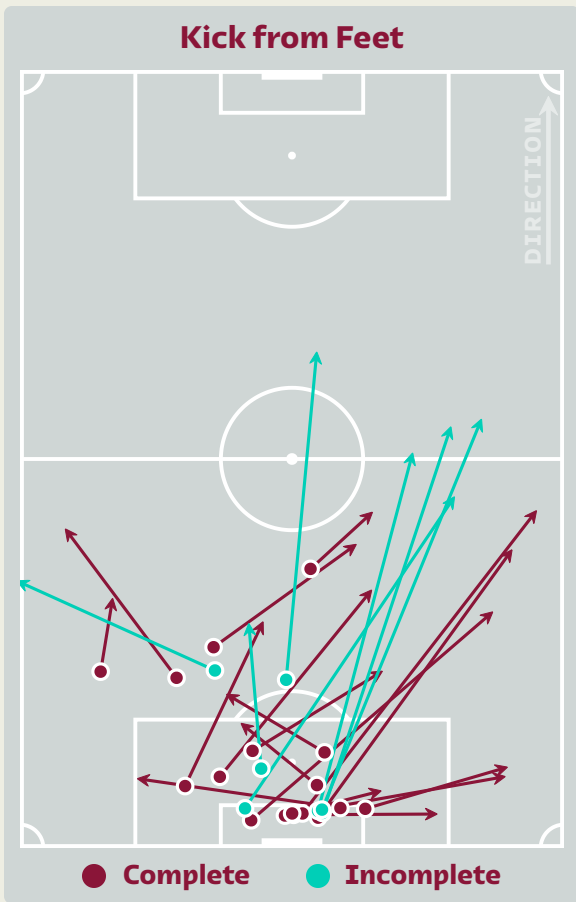
**62**

**Total Involvements**

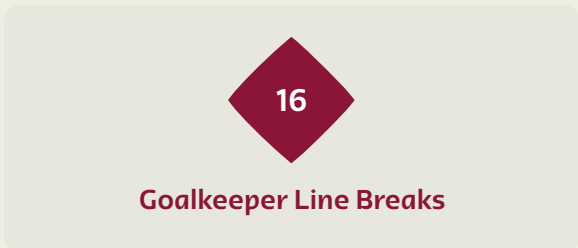
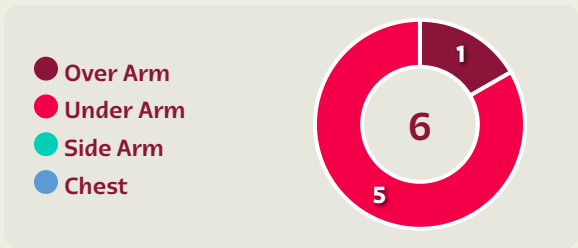
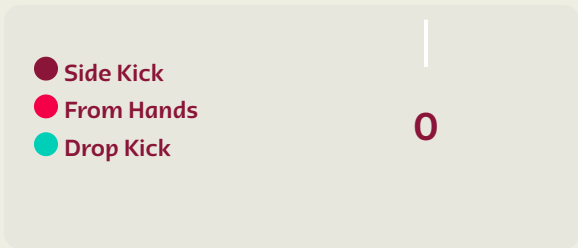
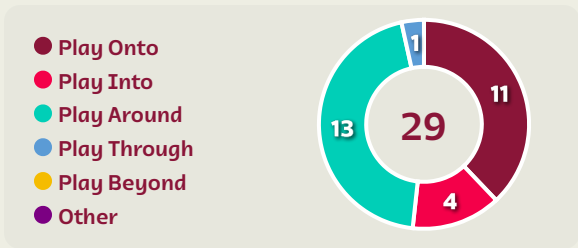
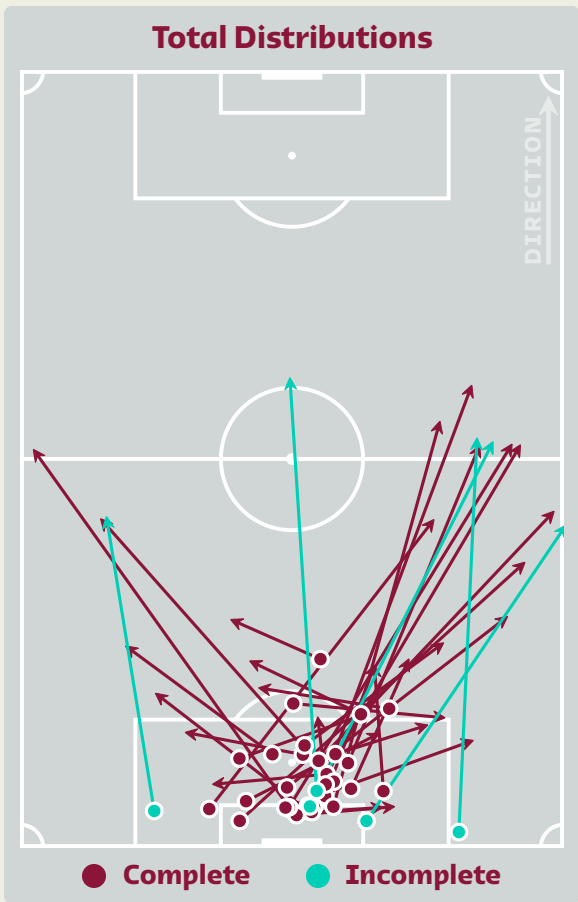

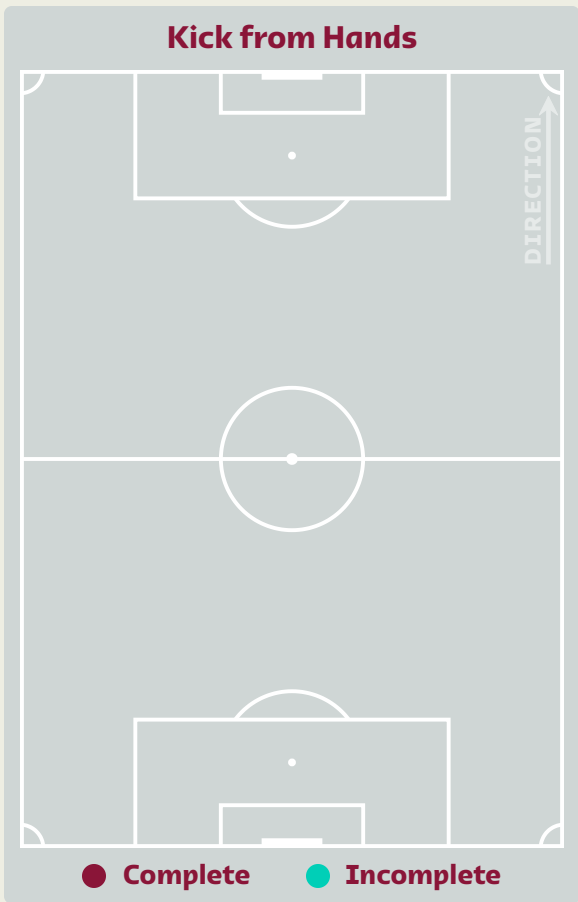
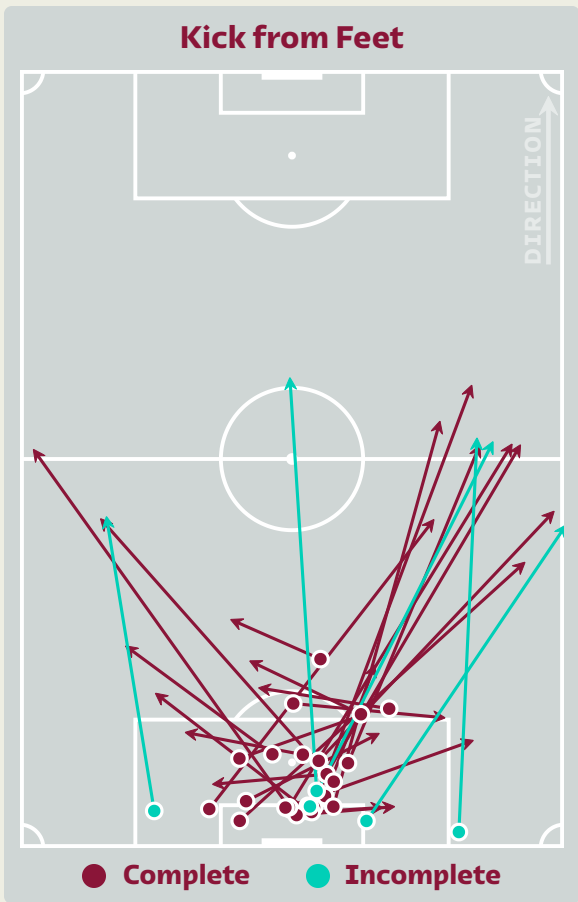




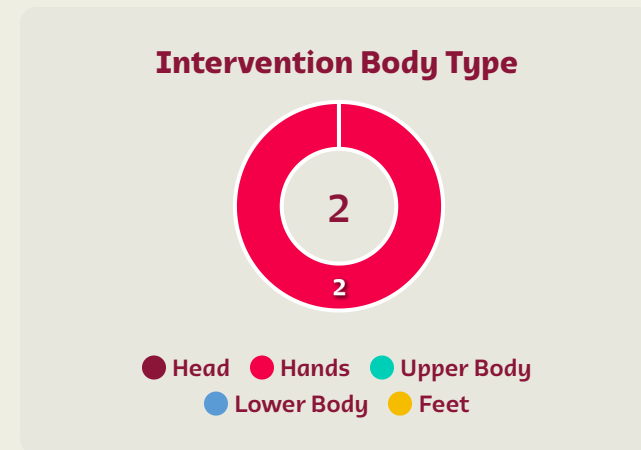
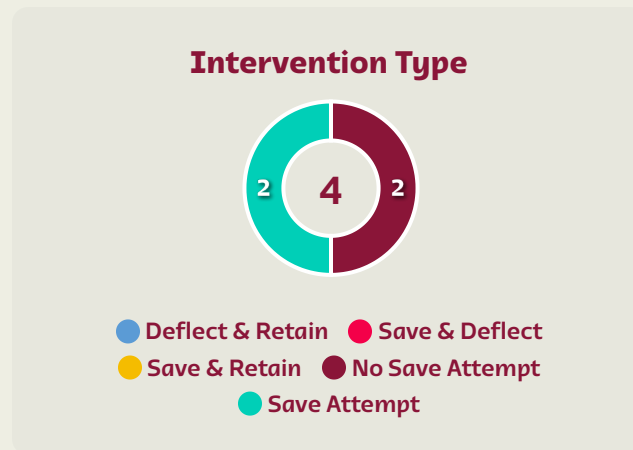
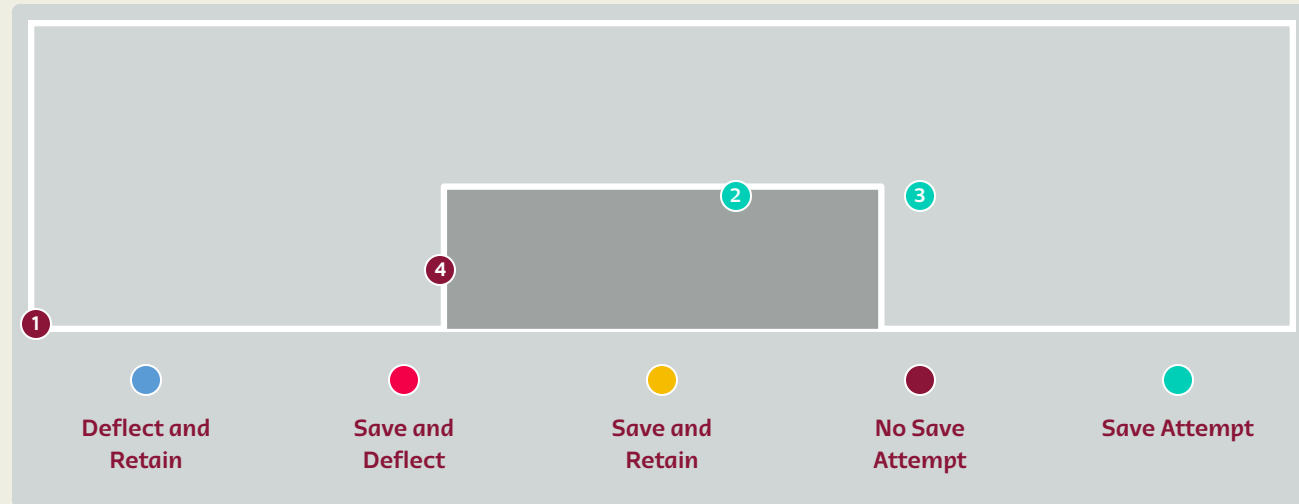
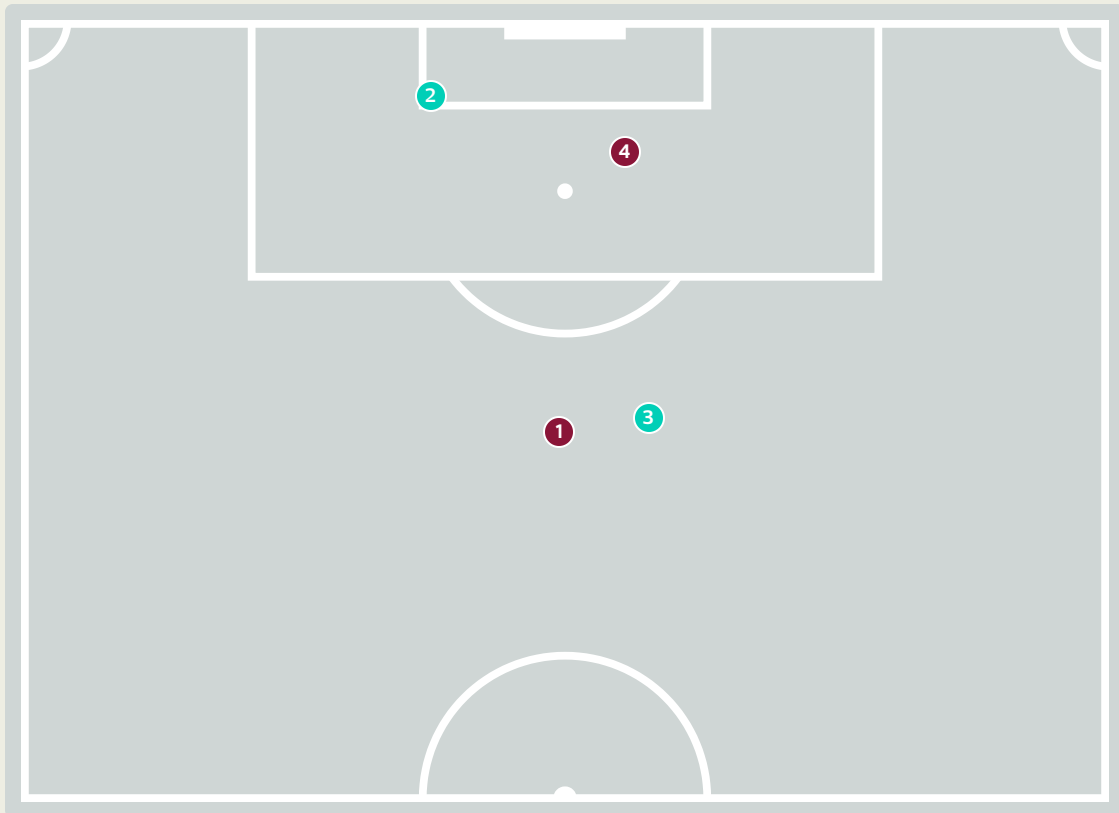
# Goalkeeping Distribution



# Goalkeeping Distribution



# Goal Prevention



**4**

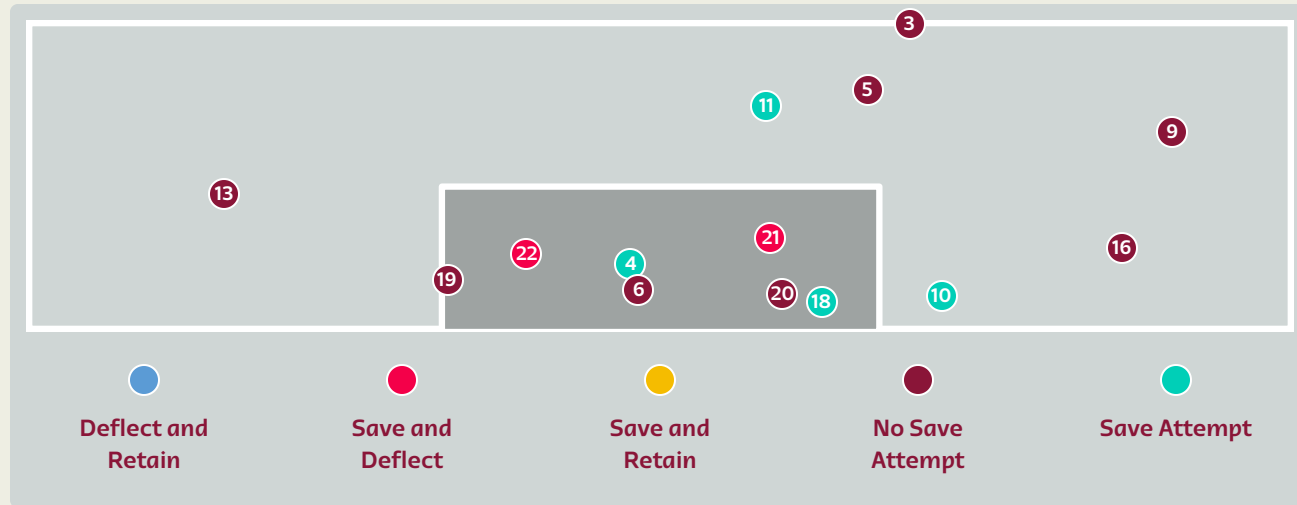
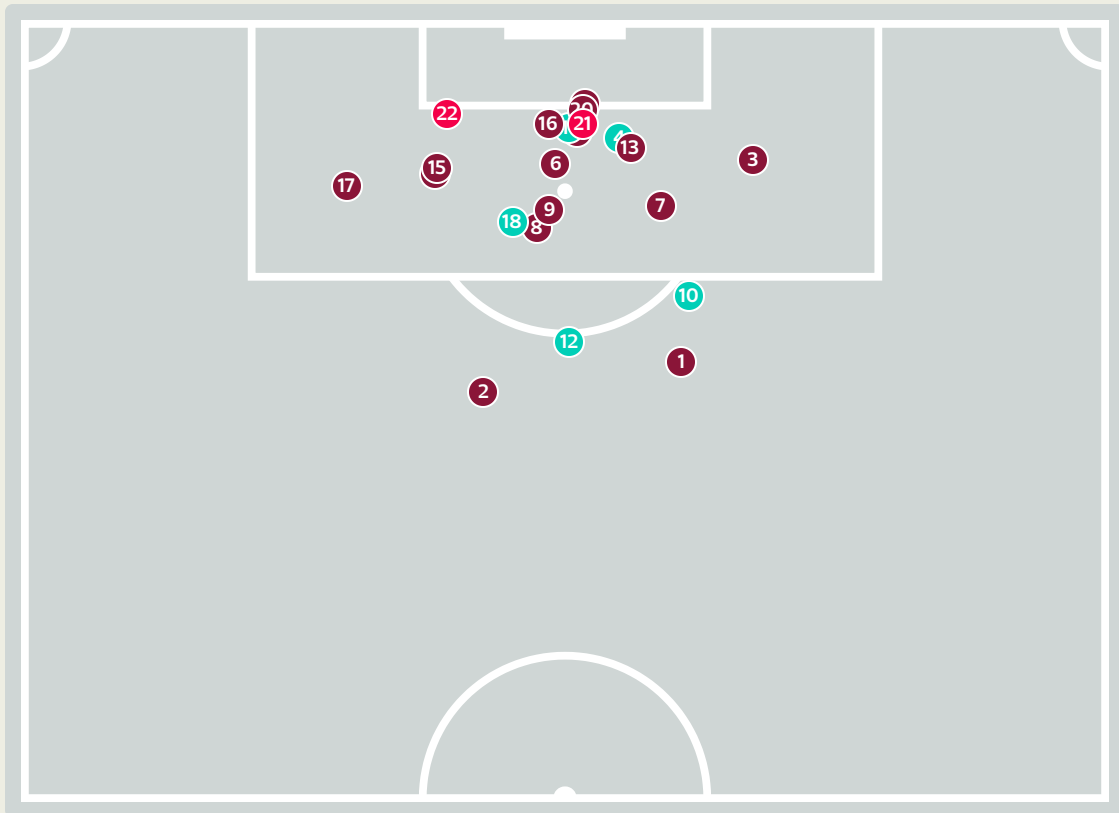
Total Attempts on Goal Faced

**0**

Save %

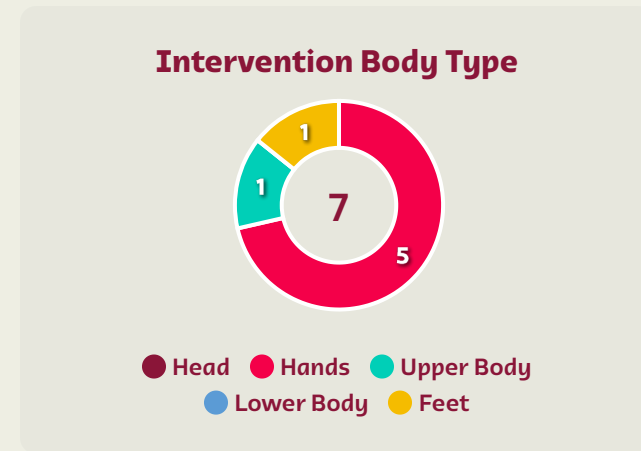
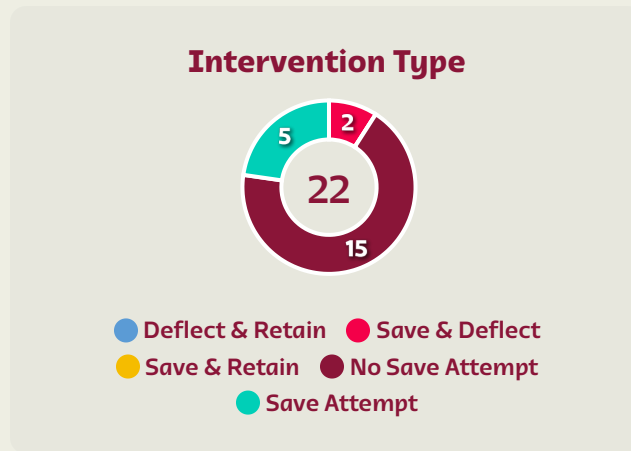
Total Attempts on Goal Faced	Total Goal Interventions	Save & Retain	Deflect & Retain	Save & Deflect	Save Attempt	No Save Attempt
4	0	0	0	0	2	2

# Goal Prevention



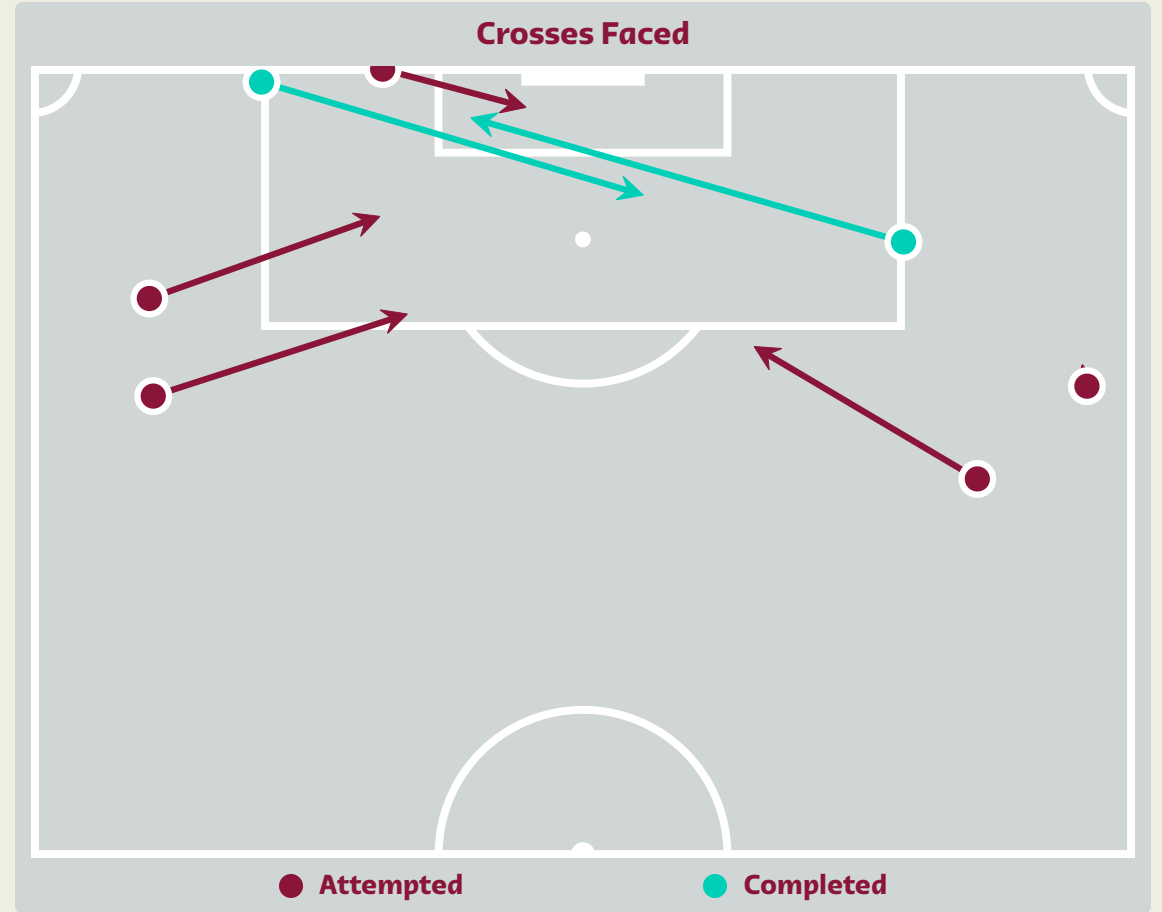
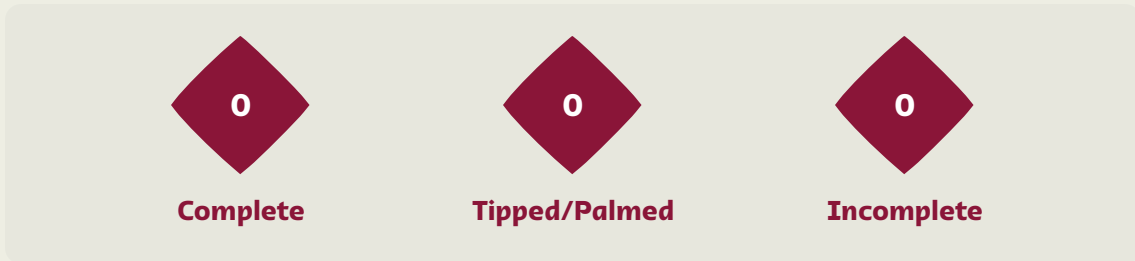
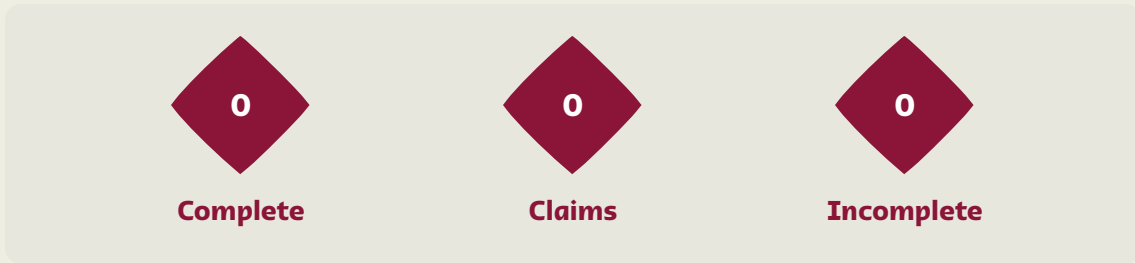
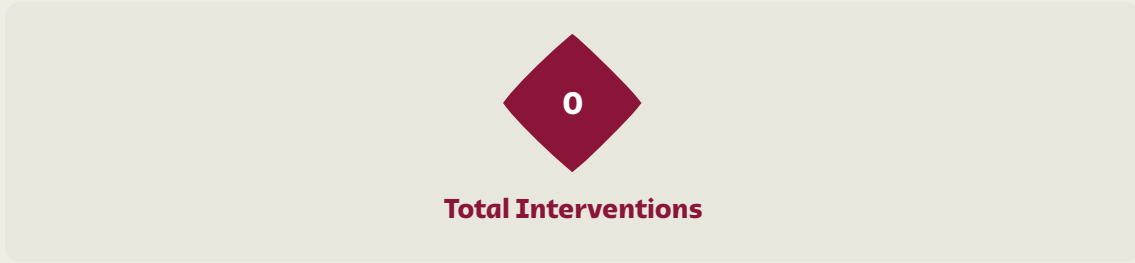
**22**  
Total Attempts on Goal Faced

**29**  
Save %



Total Attempts on Goal Faced	Total Goal Interventions	Save & Retain	Deflect & Retain	Save & Deflect	Save Attempt	No Save Attempt
22	2	0	0	2	5	15

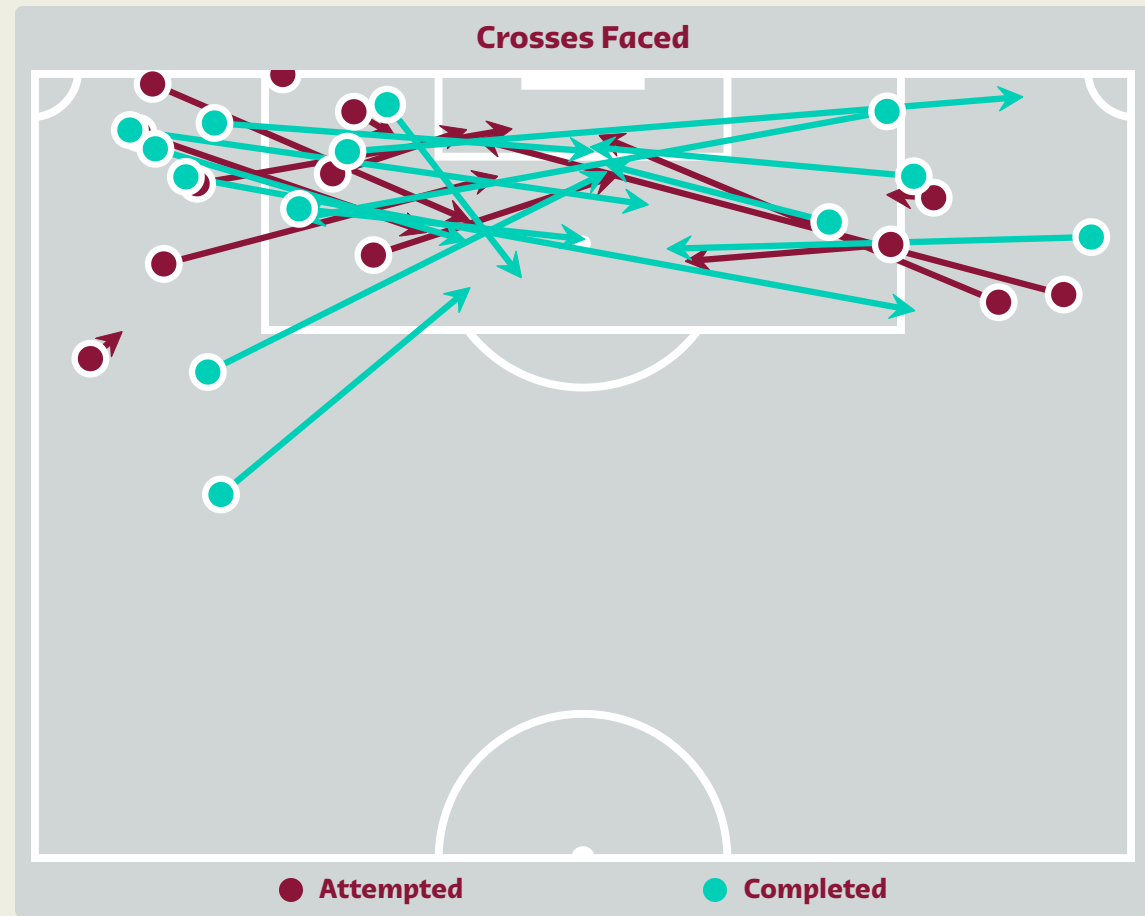
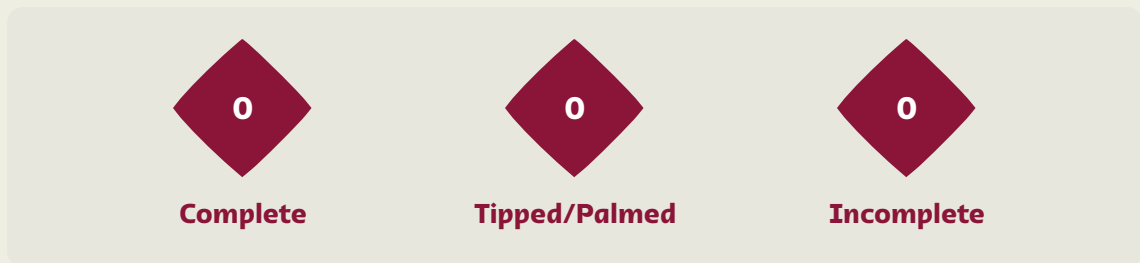
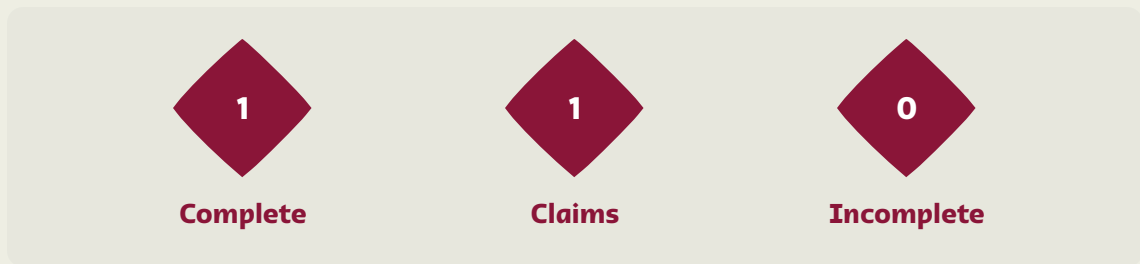
# Aerial Control



**Delivery Types Faced**

Total	In Swing	Out Swing	Driven	Lofted	Cutback	Push
9	1	2	3	1	0	2

# Aerial Control



**Delivery Types Faced**

Total	In Swing	Out Swing	Driven	Lofted	Cutback	Push
34	8	8	4	7	4	3



FIFA WORLD CUP  
Qatar 2022



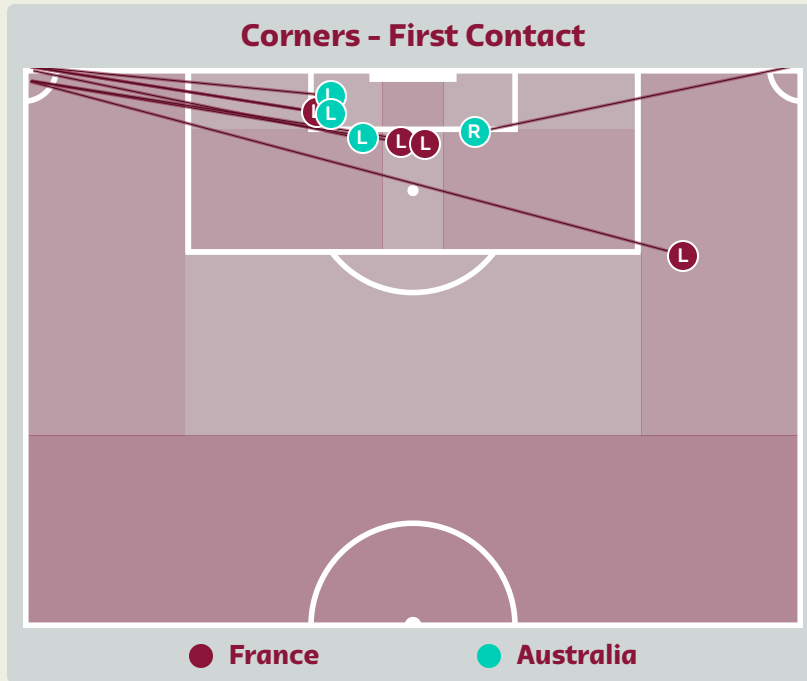
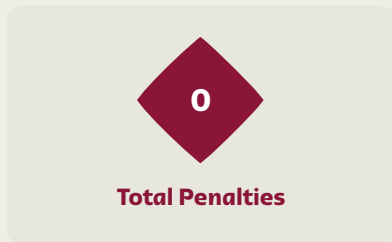
# SET PLAYS



France v Australia



# Set Plays - Corners



Delivery Type	From Left Side	From Right Side	Total
Direct to Area	6	1	7
Short	1	0	1
Edge of Penalty Area	0	0	0

Delivery Style	Total
Inswing	3
Outswing	3
Driven	0

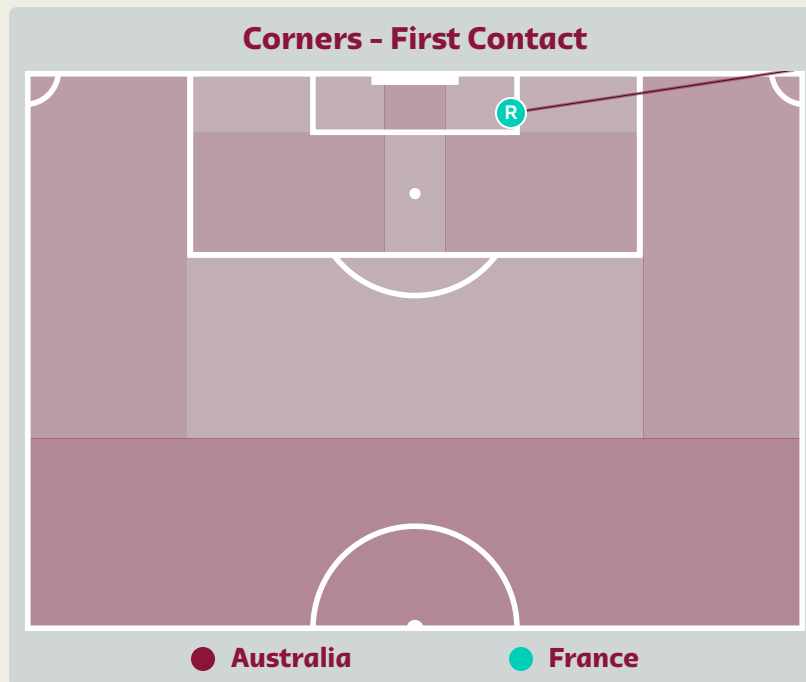
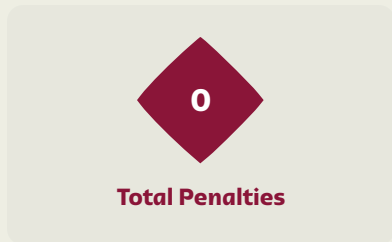
Free Kicks	
Type	Total
Direct	11
Direct (on target)	0
Direct (off target)	0
Indirect	0



Top 5 Player First Contacts		
Player	Team	Total
LECKIE Mathew	Australia	3
KONATE Ibrahima	France	2
DEMBELE Ousmane	France	1
RABIOT Adrien	France	1
SOUTTAR Harry	Australia	1



# Set Plays - Corners



Delivery Type	From Left Side	From Right Side	Total
Direct to Area	0	1	1
Short	0	0	0
Edge of Penalty Area	0	0	0

Delivery Style	Total
Inswing	1
Outswing	0
Driven	0

Free Kicks	
Type	Total
Direct	5
Direct (on target)	0
Direct (off target)	0
Indirect	0



Top 5 Player First Contacts		
Player	Team	Total
GRIEZMANN Antoine	France	1



FIFA WORLD CUP  
Qatar 2022



# INDIVIDUAL DATA IN POSSESSION



France v Australia



# In Possession - Distributions

## France



#	Player	Passes Attempted	Passes Completed	Pass Completion %	Switches of Play	Crosses Attempted	Crosses Completed	Line Breaks Attempted	Line Breaks Completed	Line Break Completion %	Ball Progressions	Take Ons	Step Ins	Attempts at Goal	Goals
1	LLORIS Hugo	25	18	72%	0	0	0	9	3	33%	0	0	0	0	0
2	PAVARD Benjamin	85	79	93%	0	1	0	14	11	78%	0	0	0	0	0
7	GRIEZMANN Antoine	71	63	89%	1	6	5	21	16	76%	0	0	0	3	0
8	TCHOUAMENI Aurelien	80	78	98%	0	0	0	10	9	90%	0	0	0	1	0
9	GIROUD Olivier	14	12	86%	1	0	0	1	1	100%	0	0	0	5	2
10	MBAPPE Kylian	44	37	84%	1	14	5	10	8	80%	12	6	5	6	1
11	DEMBELE Ousmane	29	23	79%	1	4	3	11	9	81%	6	3	3	2	0
14	RABIOT Adrien	67	62	93%	0	1	1	12	10	83%	3	0	3	1	1
18	UPAMECANO Dayot	116	113	97%	1	0	0	21	20	95%	5	0	5	0	0
21	HERNANDEZ Lucas	7	6	86%	0	1	0	1	0	0%	0	0	0	0	0
24	KONATE Ibrahima	96	88	92%	1	0	0	15	11	73%	1	0	1	2	0
5	KOUNDE Jules	9	8	89%	0	0	0	1	1	100%	0	0	0	0	0
13	FOFANA Youssouf	20	20	100%	0	0	0	4	4	100%	0	0	0	0	0
20	COMAN Kingsley	13	13	100%	0	1	0	1	0	0%	0	0	0	0	0
22	HERNANDEZ Theo	58	52	90%	0	6	3	7	7	100%	2	0	2	2	0
26	THURAM Marcus	0	0	0%	0	0	0	0	0	0%	0	0	0	0	0

# In Possession - Offers & Receptions

## France



			Offer movement types						
#	Player	Total Offers	In Front	In Between	Out to In	In to Out	In Behind	No Movement	Offers Received
1	LLORIS Hugo	1	0	0	0	0	0	1	1
2	PAVARD Benjamin	78	32	2	0	0	11	33	40
7	GRIEZMANN Antoine	48	14	12	1	3	13	5	12
8	TCHOUAMENI Aurelien	67	36	7	0	2	0	22	31
9	GIROUD Olivier	68	6	35	0	1	26	0	8
10	MBAPPE Kylian	68	15	15	7	1	20	10	37
11	DEMBELE Ousmane	60	19	4	5	3	11	18	22
14	RABIOT Adrien	99	57	15	2	3	9	13	29
18	UPAMECANO Dayot	53	7	0	0	0	0	46	33
21	HERNANDEZ Lucas	6	2	2	0	0	1	1	2
24	KONATE Ibrahima	34	4	0	0	0	0	30	21
5	KOUNDE Jules	8	5	0	0	0	0	3	2
13	FOFANA Youssouf	24	16	2	0	0	1	5	11
20	COMAN Kingsley	25	2	3	1	0	11	8	12
22	HERNANDEZ Theo	47	9	0	0	0	15	23	17
26	THURAM Marcus	5	0	1	0	0	4	0	0

## In Possession - Distributions



#	Player	Passes Attempted	Passes Completed	Pass Completion %	Switches of Play	Crosses Attempted	Crosses Completed	Line Breaks Attempted	Line Breaks Completed	Line Break Completion %	Ball Progressions	Take Ons	Step Ins	Attempts at Goal	Goals
1	RYAN Mathew	35	30	86%	0	0	0	16	13	81%	0	0	0	0	0
3	ATKINSON Nathaniel	37	31	84%	1	1	0	8	5	62%	1	1	0	0	0
4	ROWLES Kye	59	58	98%	0	0	0	7	6	85%	0	0	0	0	0
7	LECKIE Mathew	24	19	79%	0	1	1	5	5	100%	1	1	0	0	0
13	MOOY Aaron	67	61	91%	1	1	0	17	12	70%	2	0	2	0	0
14	McGREE Riley	21	17	81%	0	1	1	3	2	66%	0	0	0	1	0
15	DUKE Mitchell	9	7	78%	0	0	0	0	0	0%	0	0	0	1	0
16	BEHICH Aziz	65	56	86%	0	1	0	12	9	75%	3	0	3	0	0
19	SOUTTAR Harry	53	44	83%	0	0	0	13	7	53%	3	0	3	0	0
22	IRVINE Jackson	34	27	79%	1	1	0	5	3	60%	0	0	0	1	0
23	GOODWIN Craig	23	18	78%	0	3	0	5	2	40%	0	0	0	1	1
2	DEGENEK Milos	10	10	100%	1	0	0	4	4	100%	0	0	0	0	0
11	MABIL Awer	13	9	69%	0	0	0	1	0	0%	0	0	0	0	0
21	KUOL Garang	3	2	67%	0	0	0	1	1	100%	1	0	1	0	0
25	CUMMINGS Jason	6	4	67%	0	0	0	2	1	50%	0	0	0	0	0
26	BACCUS Keanu	7	6	86%	1	0	0	2	1	50%	0	0	0	0	0

# In Possession - Offers & Receptions

## Australia



			Offer movement types						
#	Player	Total Offers	In Front	In Between	Out to In	In to Out	In Behind	No Movement	Offers Received
1	RYAN Mathew	17	1	0	0	0	0	16	11
3	ATKINSON Nathaniel	40	10	2	0	1	7	20	14
4	ROWLES Kye	56	5	0	0	0	0	51	31
7	LECKIE Mathew	35	5	11	2	2	10	5	15
13	MOOY Aaron	38	17	12	0	2	0	7	18
14	McGREE Riley	44	7	18	2	5	9	3	15
15	DUKE Mitchell	31	0	17	1	3	9	1	5
16	BEHICH Aziz	63	22	4	0	1	11	25	34
19	SOUTTAR Harry	21	2	0	0	0	0	19	10
22	IRVINE Jackson	56	14	20	4	7	4	7	26
23	GOODWIN Craig	51	5	2	0	2	24	18	11
2	DEGENEK Milos	12	5	0	0	0	0	7	7
11	MABIL Awer	17	2	0	0	0	3	12	3
21	KUOL Garang	14	0	0	0	0	10	4	2
25	CUMMINGS Jason	21	2	14	0	1	4	0	3
26	BACCUS Keanu	5	4	1	0	0	0	0	5



FIFA WORLD CUP  
Qatar 2022



# INDIVIDUAL DATA OUT OF POSSESSION



France v Australia



# Out of Possession

## France



#	Player	Tackles Made / Won	Blocks	Interceptions	Pressing Direct	Pressing Indirect	Forced Turnovers	Duels Won - Aerial	Duels Won - Physical	Possession Contests won	Clearances	Loose Ball Receptions	Pushing On	Pushing On into Pressing	Possession Regains	Possession Interrupted
1	LLORIS Hugo	0 / 0	0	0	0	0	0	0	0	0	0	4	0	0	2	0
2	PAVARD Benjamin	1 / 0	4	0	1	16	0	1	0	1	5	7	34	8	4	6
7	GRIEZMANN Antoine	4 / 1	1	1	6	31	0	1	0	2	2	7	29	16	4	2
8	TCHOUAMENI Aurelien	4 / 1	1	1	2	5	0	0	0	1	1	3	20	1	4	3
9	GIROUD Olivier	3 / 0	0	0	3	45	0	2	0	2	0	2	41	31	0	0
10	MBAPPE Kylian	0 / 0	0	0	0	15	0	1	0	2	0	6	12	5	1	0
11	DEMBELE Ousmane	2 / 0	0	0	4	26	0	0	0	0	0	5	36	17	0	0
14	RABIOT Adrien	6 / 2	3	1	9	33	0	2	0	4	1	5	54	20	7	3
18	UPAMECANO Dayot	5 / 1	4	3	4	5	0	5	1	6	1	8	18	6	7	4
21	HERNANDEZ Lucas	1 / 0	0	0	0	1	0	0	0	0	2	2	1	1	0	2
24	KONATE Ibrahima	1 / 0	3	2	1	5	0	4	0	4	6	5	19	2	7	5
5	KOUNDE Jules	0 / 0	0	0	0	1	0	0	0	0	0	1	1	1	0	0
13	FOFANA Youssouf	1 / 1	0	0	1	7	0	0	0	0	0	0	8	3	1	0
20	COMAN Kingsley	0 / 0	0	2	0	10	0	0	0	0	0	1	3	3	2	0
22	HERNANDEZ Theo	2 / 2	2	1	7	7	0	2	0	3	0	8	29	12	5	2
26	THURAM Marcus	0 / 0	0	0	0	5	0	0	0	0	0	0	8	5	0	0



# Out of Possession



#	Player	Tackles Made / Won	Blocks	Interceptions	Pressing Direct	Pressing Indirect	Forced Turnovers	Duels Won - Aerial	Duels Won - Physical	Possession Contests won	Clearances	Loose Ball Receptions	Pushing On	Pushing On into Pressing	Possession Regains	Possession Interrupted
1	RYAN Mathew	0 / 0	0	0	0	0	0	0	0	0	0	2	0	0	6	0
3	ATKINSON Nathaniel	7 / 4	3	0	6	14	0	0	0	0	2	6	43	13	4	5
4	ROWLES Kye	0 / 0	5	0	1	2	0	0	0	0	7	1	16	1	2	6
7	LECKIE Mathew	5 / 1	0	1	5	50	0	7	0	7	4	2	44	33	3	5
13	MOOY Aaron	3 / 1	2	1	2	24	0	0	0	1	3	8	33	9	4	5
14	McGREE Riley	3 / 1	2	0	4	18	0	0	0	0	2	5	15	3	3	1
15	DUKE Mitchell	4 / 1	1	1	6	28	0	1	0	1	0	2	32	20	2	0
16	BEHICH Aziz	1 / 0	1	3	4	13	0	2	0	2	5	6	29	12	3	6
19	SOUTTAR Harry	0 / 0	5	2	1	4	0	2	0	2	5	3	11	3	4	5
22	IRVINE Jackson	4 / 0	5	1	7	20	0	1	0	1	0	4	43	15	4	5
23	GOODWIN Craig	4 / 0	2	0	7	36	0	0	0	0	1	2	47	33	3	1
2	DEGENEK Milos	0 / 0	0	0	1	1	0	0	0	0	1	0	6	2	1	0
11	MABIL Awer	1 / 0	0	0	3	11	0	0	0	0	0	0	6	5	0	0
21	KUOL Garang	0 / 0	1	0	1	8	0	0	0	0	0	0	13	7	2	0
25	CUMMINGS Jason	1 / 0	0	0	4	23	0	0	0	1	0	0	22	16	0	0
26	BACCUS Keanu	2 / 0	0	0	2	10	0	0	0	0	1	1	7	4	0	2



FIFA WORLD CUP  
Qatar 2022



# INDIVIDUAL DATA PHYSICAL



France v Australia



## Physical Data

France



#	Player	Total Distance (m)	Zone 1: 0-7 km/h (m)	Zone 2: 7-15 km/h (m)	Zone 3: 15-20 km/h (m)	Zone 4: 20-25 km/h (m)	Zone 5: 25+ km/h (m)	High Speed Runs	Sprints	Top Speed (km/h)
1	LLORIS Hugo	5355.3	4206.1	1093.6	47.7	8.0	0	6	1	21.0
2	PAVARD Benjamin	10624.8	3712.3	4673.8	1651.1	498.3	89.2	141	44	31.4
7	GRIEZMANN Antoine	11729.8	4445.6	4985.2	1799.4	385.9	113.8	143	37	31.0
8	TCHOUAMENI Aurelien	9879.7	2883.9	5004.1	1513.6	470.3	6.9	140	34	26.1
9	GIROUD Olivier	9487.8	3897.6	3699.3	1159.4	574.0	157.5	114	48	30.0
10	MBAPPE Kylian	8594.4	4240.5	2635.1	860.3	539.7	319.7	91	49	34.7
11	DEMBELE Ousmane	8738.5	3365.2	3242.8	1257.5	601.2	271.8	108	49	33.3
14	RABIOT Adrien	12133.6	4110.9	5656.7	1515.5	656.4	192.9	142	53	29.3
18	UPAMECANO Dayot	11127.2	4113.7	5167.5	1119.4	594.2	132.4	112	50	31.7
21	HERNANDEZ Lucas	1080.5	271.8	558.2	94.4	97.1	58.8	12	10	29.0
24	KONATE Ibrahima	9784.4	4318.8	3729.8	1055.7	574.3	105.7	110	45	31.1
5	KOUNDE Jules	1180.6	291.7	544.9	177.0	124.6	42.5	16	8	30.2
13	FOFANA Youssouf	2496.3	737.2	1319.3	272.1	136.8	30.7	26	12	28.9
20	COMAN Kingsley	2493.2	722.5	1069.3	431.1	207.9	62.3	37	20	34.4
22	HERNANDEZ Theo	9454.8	3503.9	3883.1	1024.9	590.0	452.9	90	54	32.8
26	THURAM Marcus	1076.7	297.8	511.3	196.7	51.8	19.2	16	7	26.9

# Physical Data



#	Player	Total Distance (m)	Zone 1: 0-7 km/h (m)	Zone 2: 7-15 km/h (m)	Zone 3: 15-20 km/h (m)	Zone 4: 20-25 km/h (m)	Zone 5: 25+ km/h (m)	High Speed Runs	Sprints	Top Speed (km/h)
1	RYAN Mathew	5044.9	3653.5	1217.3	117.0	57.5	0	13	5	25.2
3	ATKINSON Nathaniel	10017.1	3317.7	4960.4	847.4	528.9	362.6	84	46	31.2
4	ROWLES Kye	10687.8	3376.3	5307.6	1479.2	458.5	65.2	134	37	29.3
7	LECKIE Mathew	11296.4	3908.6	5054.0	1426.7	584.0	323.1	139	49	33.4
13	MOOY Aaron	12402.0	3244.4	6890.6	1709.0	496.1	62.0	151	36	28.0
14	McGREE Riley	9247.2	2552.2	4753.1	1353.8	454.0	134.1	109	38	33.0
15	DUKE Mitchell	7685.0	2292.4	3680.4	972.2	644.0	96.1	89	53	29.7
16	BEHICH Aziz	10871.0	3646.2	4997.4	1325.2	632.7	268.5	119	55	31.0
19	SOUTTAR Harry	9447.4	3727.9	4607.5	744.5	323.1	44.4	69	21	28.8
22	IRVINE Jackson	11385.8	3183.5	5242.0	1988.0	789.0	183.3	179	58	29.8
23	GOODWIN Craig	8991.5	3359.2	3697.3	1360.4	471.2	103.4	122	40	30.7
2	DEGENEK Milos	1370.3	497.7	631.9	211.9	28.9	0	15	2	24.5
11	MABIL Awer	2895.0	892.5	1174.2	587.7	219.2	21.4	46	15	28.1
21	KUOL Garang	2563.4	921.5	1076.1	296.6	190.7	78.2	30	13	30.7
25	CUMMINGS Jason	5099.5	1327.4	2553.3	736.4	424.3	58.1	66	33	29.7
26	BACCUS Keanu	1947.9	281.5	1119.6	424.1	108.5	14.2	32	8	27.9



FIFA WORLD CUP  
Qatar 2022

