



# USA 3 - 0 Vietnam

Group E - Match 9  
22 July 2023  
13:00 Kick Off  
Eden Park

## POST MATCH SUMMARY REPORT

Match Summary - Teams

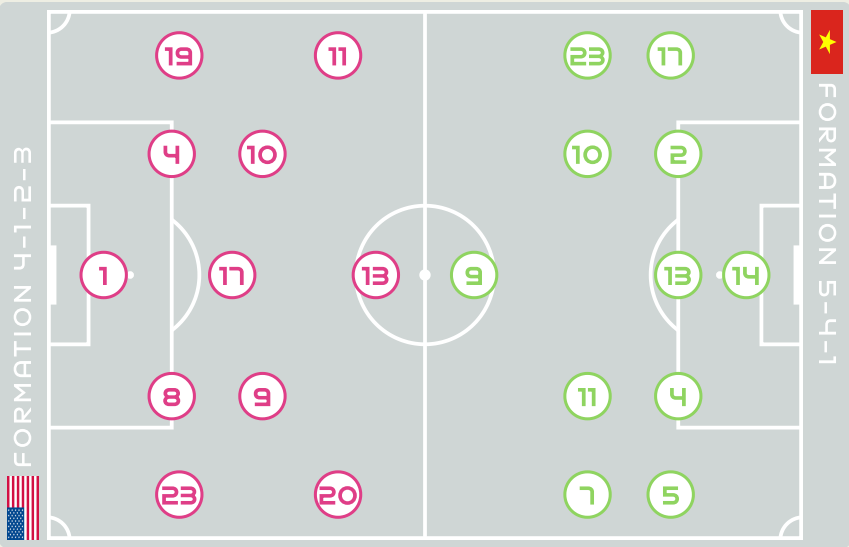


STARTING

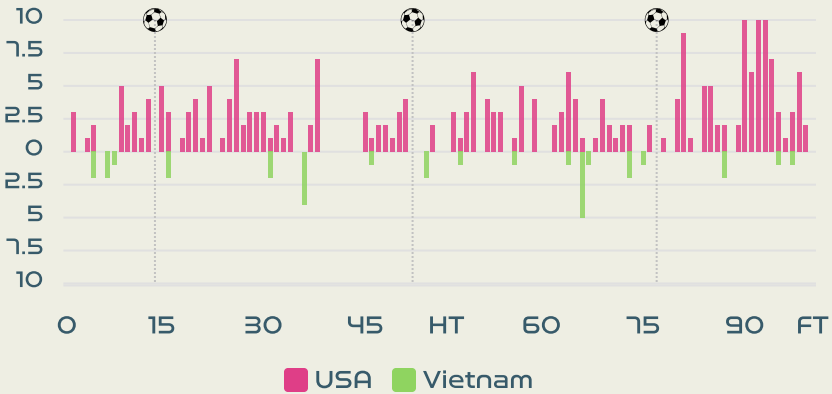
1	GK	NAEHER Alyssa	
4	DF	GIRMA Naomi	
8	MF	ERTZ Julie	
9	MF	DEMELO Savannah	↓ 63'
10	MF	HORAN Lindsey (C)	56' 77'
11	FW	SMITH Sophia	14' 45+7'
13	FW	MORGAN Alex	↓ 63'
17	MF	SULLIVAN Andi	
19	DF	DUNN Crystal	↓ 84'
20	FW	RODMAN Trinity	↓ 75'
23	DF	FOX Emily	↓ 84'

SUBSTITUTES

18	GK	MURPHY Casey	
21	GK	KINGSBURY Aubrey	
2	MF	SANCHEZ Ashley	
3	DF	HUERTA Sofia	↑ 84'
5	DF	OHARA Kelley	↑ 84'
6	FW	WILLIAMS Lynn	
7	FW	THOMPSON Alyssa	↑ 75'
12	DF	COOK Alana	
14	DF	SONNETT Emily	
15	FW	RAPINOE Megan	↑ 63'
16	MF	LAVELLE Rose	↑ 63'
22	MF	MEWIS Kristie	



Distribution in the Final Third



STARTING

		TRAN Thi Kim Thanh	GK	14	
↓ 61'		LUONG Thi Thu Thuong	DF	2	
		TRAN Thi Thu	DF	4	
		HOANG Thi Loan	DF	5	
↓ 46'		NGUYEN Thi Tuyet Dung	MF	7	
↓ 76'	75'	(C) HUYNH Nhu	FW	9	
↓ 89'		TRAN Thi Hai Linh	MF	10	
		THAI Thi Thao	MF	11	
		LE Thi Diem My	DF	13	
		TRAN Thi Thu Thao	DF	17	
↓ 62'		NGUYEN Thi Bich Thuy	MF	23	

SUBSTITUTES

		DAO Thi Kieu Oanh	GK	1	
		KHONG Thi Hang	GK	20	
↑ 61'		CHUONG Thi Kieu	DF	3	
		TRAN Thi Thuy Nga	DF	6	
		TRAN Thi Thuy Trang	MF	8	
↑ 76'		PHAM Hai Yen	FW	12	
		NGUYEN Thi Thuy Hang	FW	15	
↑ 89'		DUONG Thi Van	MF	16	
		VU Thi Hoa	FW	18	
		NGUYEN Thi Thanh Nha	MF	19	
↑ 46'		NGAN Thi Van Su	MF	21	
↑ 62'		NGUYEN Thi My Anh	DF	22	

Match Summary - Key Statistics



Possession			
Total	<div><div>59%</div><div>17.2%</div><div>23.7%</div></div>	Total	
3	Goals	0	
26 (7)	Attempts at Goal (On Target)	0 (0)	
460 (381)	Total Passes (Complete)	260 (149)	
83 %	Pass Completion %	57 %	
102	Completed Line Breaks	37	
17	Defensive Line Breaks	1	
221	Receptions in the Final Third	17	
41	Crosses	3	
34	Ball Progressions	9	
109 (31)	Defensive Pressures Applied (Direct Pressures)	341 (82)	
75	Forced Turnovers	91	
115	Second Balls	65	
102.3 km	Total Distance Covered	96 km	
5.1 km	Zone 4 - Low Speed Sprinting: 19-23km/h	4.3 km	



Phases of Play

IN POSSESSION



OUT OF POSSESSION





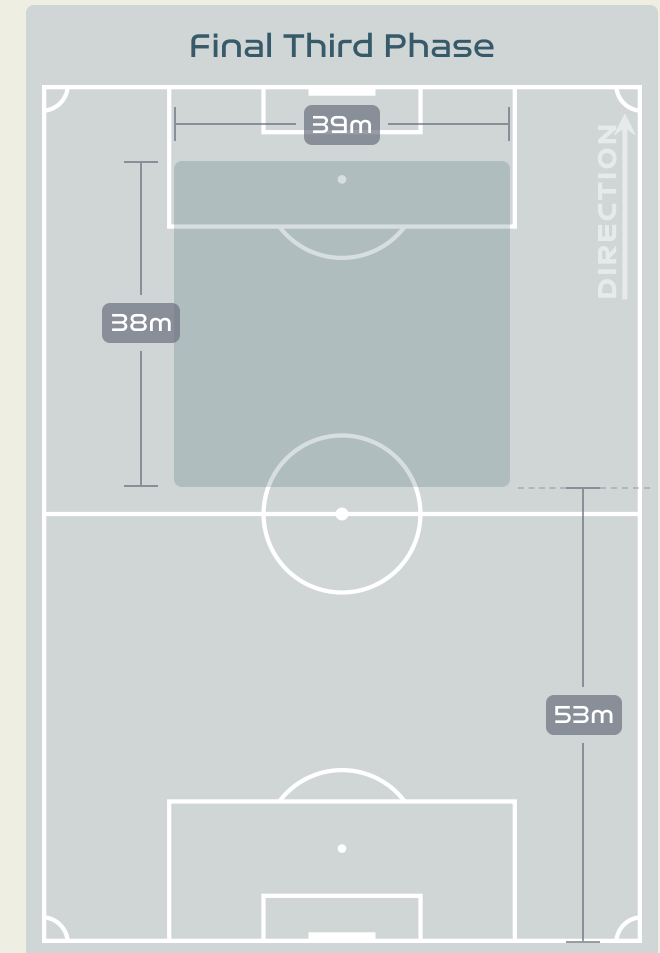
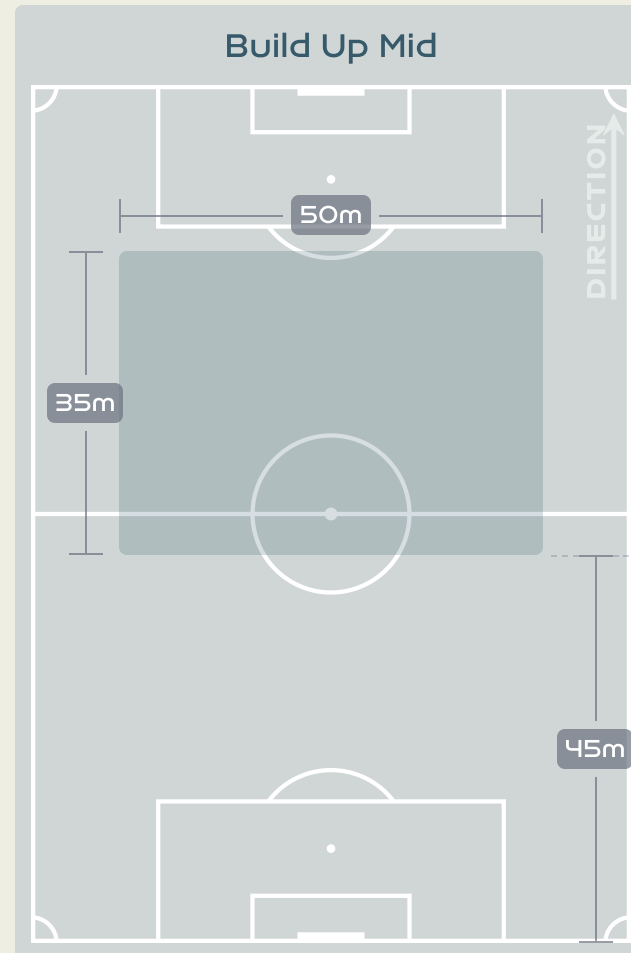
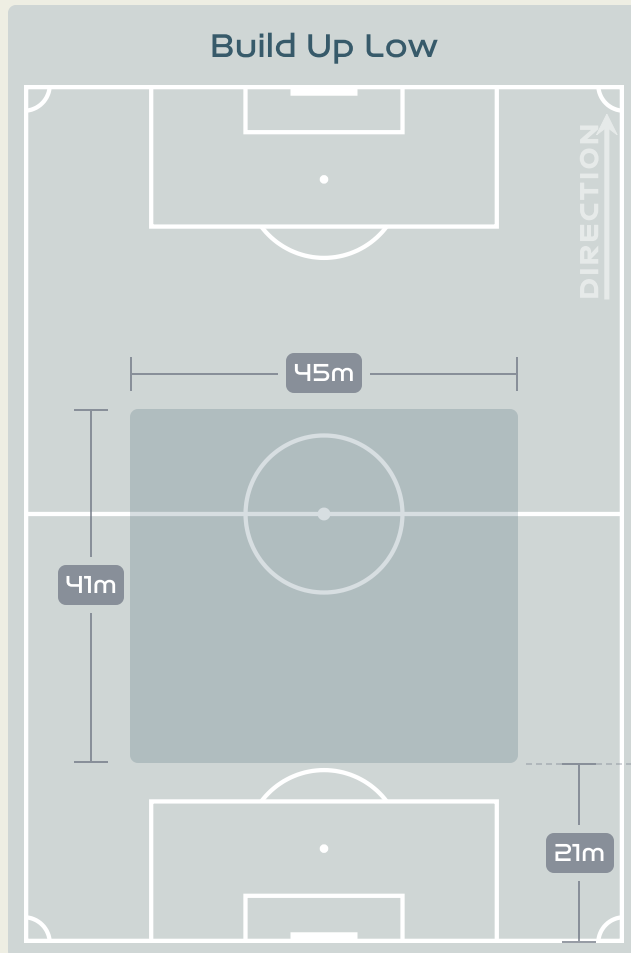
# IN POSSESSION



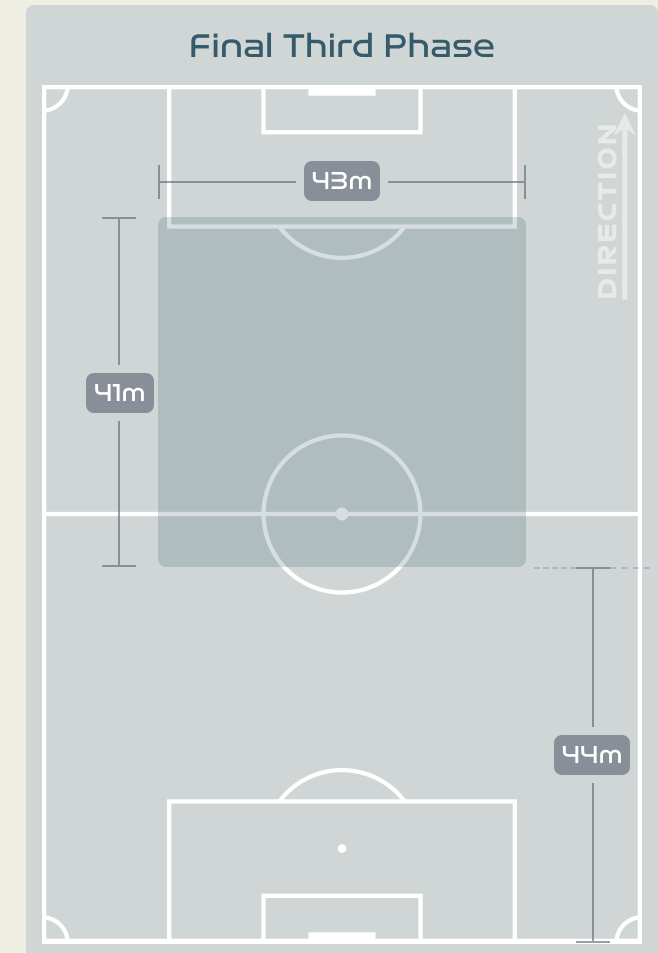
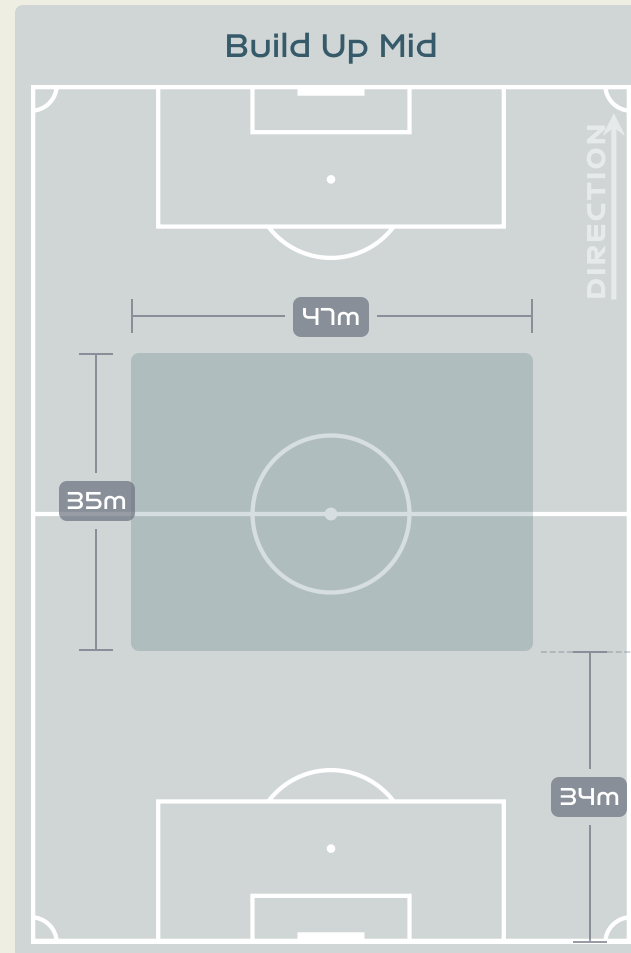
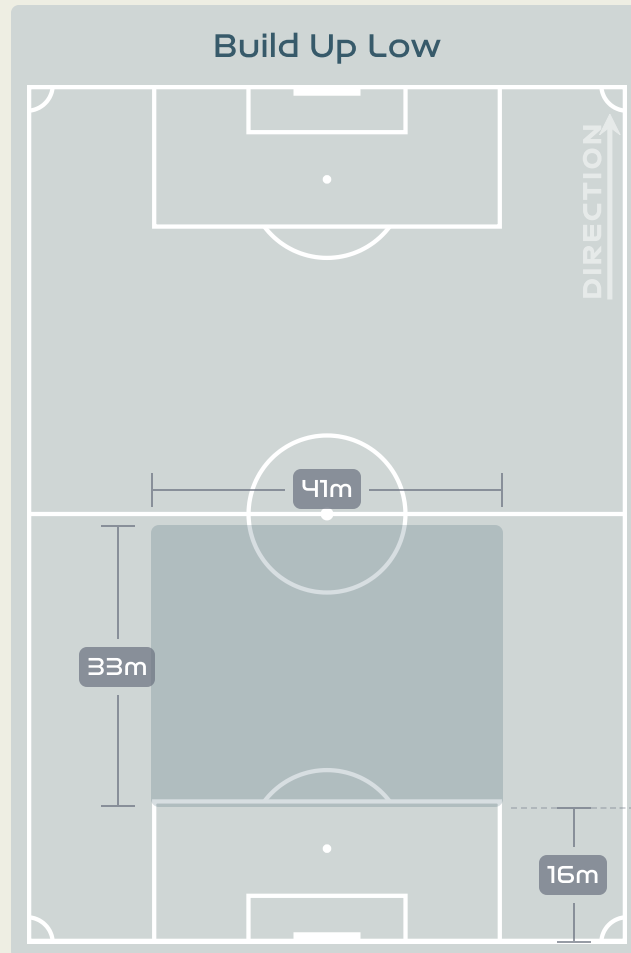
USA v Vietnam



# In Possession Line Height & Team Length



# In Possession Line Height & Team Length



Line Breaks



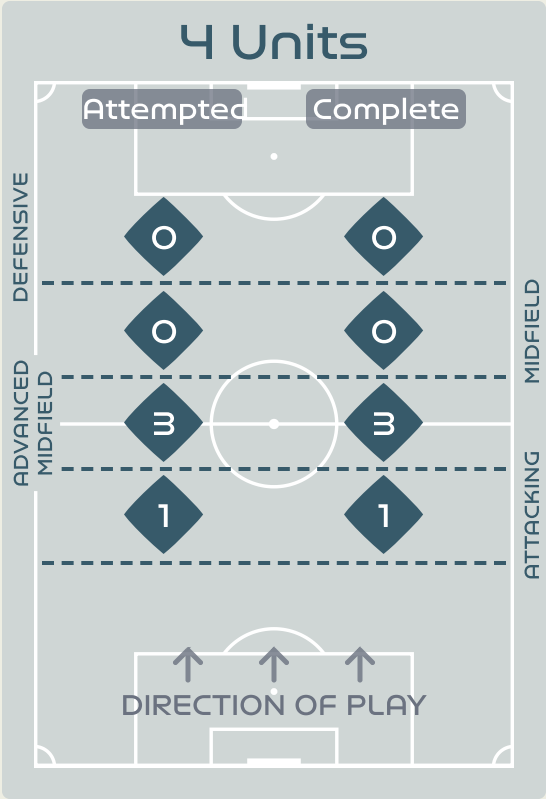
Attempted Line Breaks

134

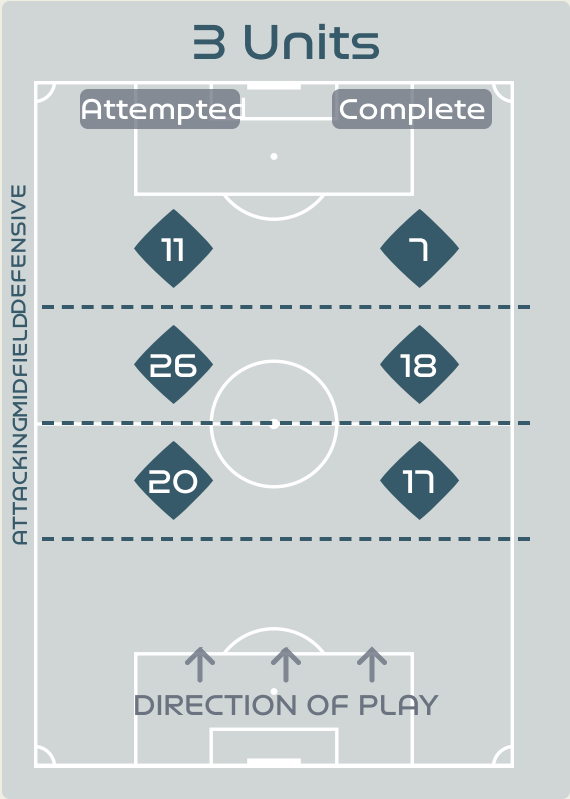
42 Attempted 36 Complete

48 Attempted 42 Complete

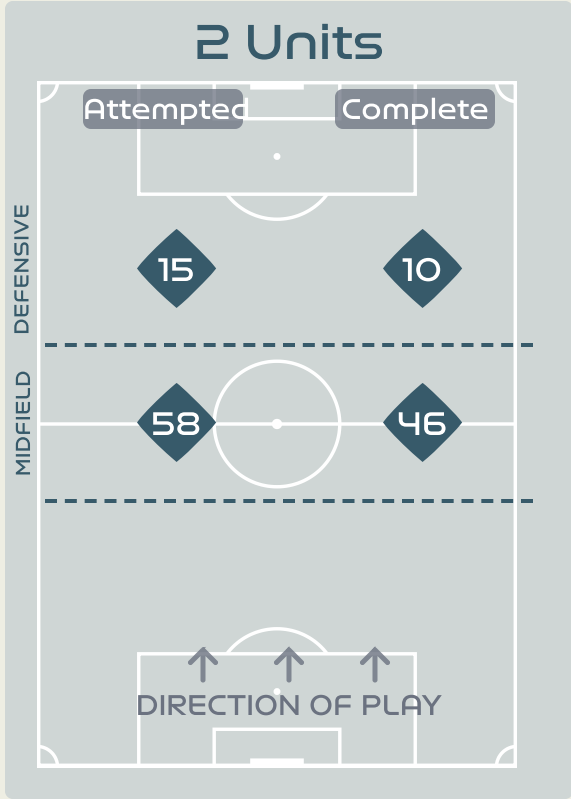
44 Attempted 24 Complete



Attempted Line Breaks 4	
Inside Shape	1
Outside Shape	3



Attempted Line Breaks 57	
Inside Shape	33
Outside Shape	24



Attempted Line Breaks 73	
Inside Shape	46
Outside Shape	27

Line Breaks



Attempted Line Breaks

99

11 Attempted

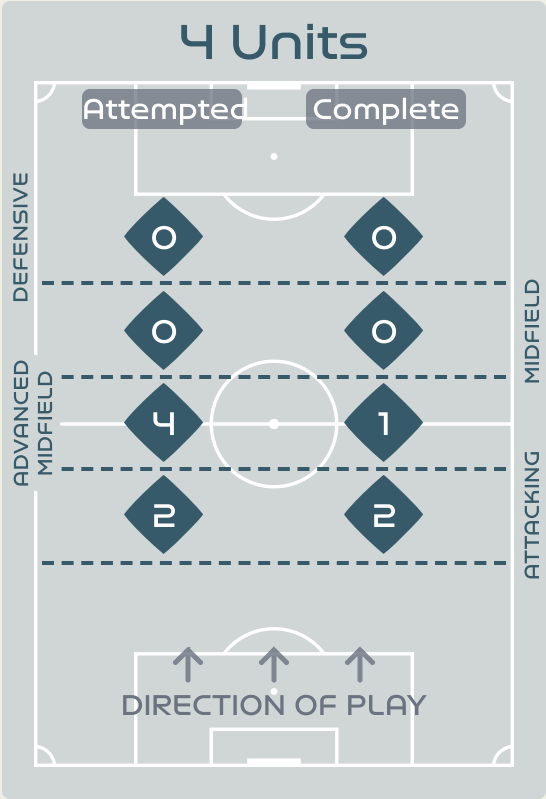
7 Complete

17 Attempted

13 Complete

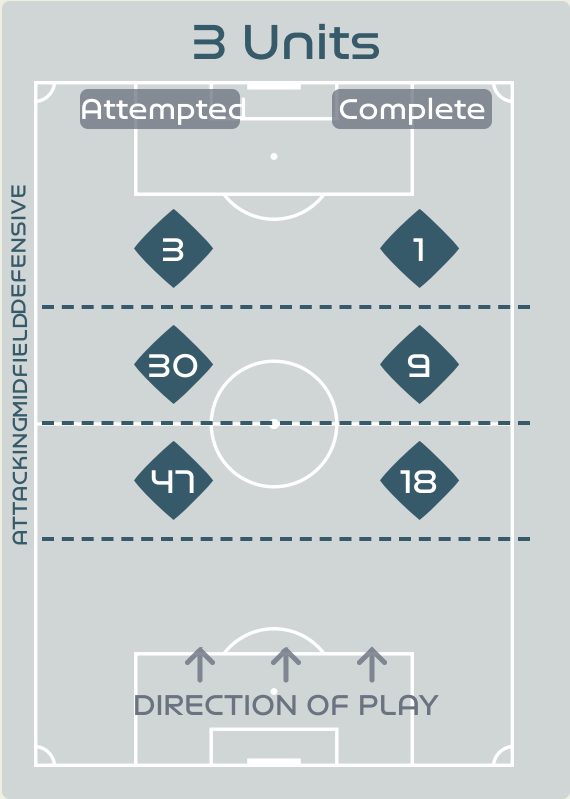
11 Attempted

17 Complete



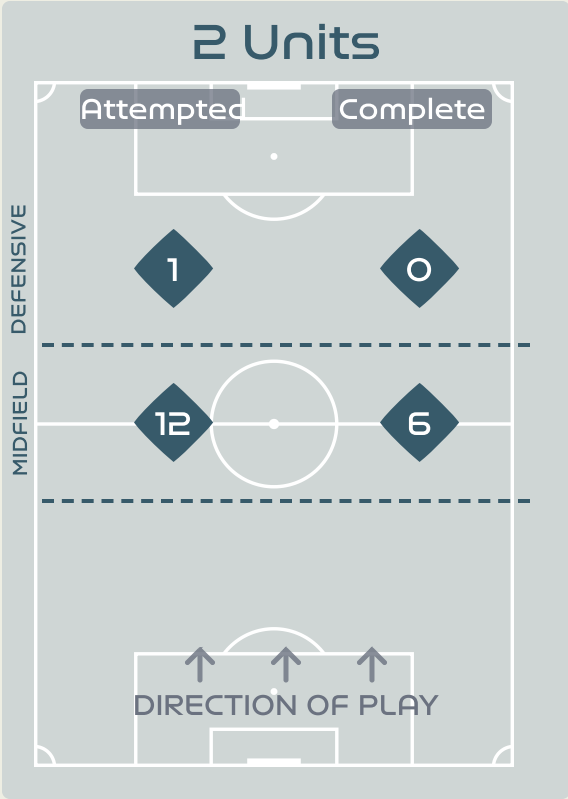
Attempted Line Breaks 6

Inside Shape	4
Outside Shape	2



Attempted Line Breaks 80

Inside Shape	63
Outside Shape	17



Attempted Line Breaks 13

Inside Shape	11
Outside Shape	2

Line Breaks



					4 Units				3 Units			2 Units		Direction			Distribution Type		
#	Player	Line Breaks Attempted	Line Breaks Completed	Line Break Completion %	Attacking Line	Attacking Midfield Line	Midfield Line	Defensive Line	Attacking Line	Midfield Line	Defensive Line	Midfield Line	Defensive Line	Through	Around	Over	Pass	Cross	Ball Progression
1	NAEHER Alyssa	3	3	100%	0	0	0	0	2	0	0	1	0	1	0	2	3	0	0
4	GIRMA Naomi	18	13	72%	0	1	0	0	3	2	0	11	1	4	5	9	18	0	0
8	ERTZ Julie	23	19	82%	0	0	0	0	5	6	1	11	0	7	5	11	21	2	0
9	DEMELO Savannah	5	4	80%	0	0	0	0	0	1	2	1	1	4	1	0	4	0	1
10	HORAN Lindsey	20	15	75%	1	0	0	0	0	5	2	8	4	7	9	4	19	0	1
11	SMITH Sophia	4	2	50%	0	0	0	0	0	0	0	3	1	0	3	1	3	1	0
13	MORGAN Alex	0	0	0%	0	0	0	0	0	0	0	0	0	0	0	0	0	0	0
17	SULLIVAN Andi	9	5	55%	0	0	0	0	2	2	0	4	1	3	1	5	7	1	1
19	DUNN Crystal	9	8	88%	0	0	0	0	3	1	1	4	0	2	5	2	9	0	0
20	RODMAN Trinity	5	3	60%	0	0	0	0	1	1	1	0	2	0	4	1	2	1	2
23	FOX Emily	14	10	71%	0	1	0	0	3	4	2	3	1	5	4	5	9	2	3
3	HUERTA Sofia	0	0	0%	0	0	0	0	0	0	0	0	0	0	0	0	0	0	0
5	OHARA Kelley	8	5	62%	0	1	0	0	0	0	1	6	0	1	5	2	8	0	0
7	THOMPSON Alyssa	3	3	100%	0	0	0	0	0	1	0	1	1	3	0	0	2	0	1
15	RAPINOE Megan	5	4	80%	0	0	0	0	0	1	0	2	2	1	3	1	4	0	1
16	LAVELLE Rose	8	8	100%	0	0	0	0	1	2	1	3	1	4	3	1	6	0	2

Line Breaks



					4 Units				3 Units			2 Units		Direction			Distribution Type			
#	Player	Line Breaks Attempted	Line Breaks Completed	Line Break Completion %	Attacking Line	Attacking Midfield Line	Midfield Line	Defensive Line	Attacking Line	Midfield Line	Defensive Line	Midfield Line	Defensive Line	Through	Around	Over	Pass	Cross	Ball Progression	
14	TRAN Thi Kim Thanh	18	3	16%	1	1	0	0	13	3	0	0	0	0	0	0	18	18	0	0
2	LUONG Thi Thu Thuong	6	1	16%	0	2	0	0	2	0	0	2	0	0	1	5	6	0	0	
4	TRAN Thi Thu	12	5	41%	0	0	0	0	8	2	0	2	0	1	2	9	12	0	0	
5	HOANG Thi Loan	13	4	30%	0	0	0	0	8	3	1	0	1	1	3	9	12	0	1	
7	NGUYEN Thi Tuyet Dung	2	2	100%	0	0	0	0	1	1	0	0	0	0	1	1	2	0	0	
9	HUYNH Nhu	1	1	100%	0	0	0	0	0	1	0	0	0	0	1	0	1	0	0	
10	TRAN Thi Hai Linh	1	0	0%	0	0	0	0	1	0	0	0	0	1	0	0	1	0	0	
11	THAI Thi Thao	15	6	40%	0	0	0	0	3	9	1	2	0	3	2	10	14	1	0	
13	LE Thi Diem My	10	4	40%	1	0	0	0	3	4	0	2	0	2	0	8	10	0	0	
17	TRAN Thi Thu Thao	10	6	60%	0	1	0	0	5	2	0	2	0	0	3	7	10	0	0	
23	NGUYEN Thi Bich Thuy	3	2	66%	0	0	0	0	0	3	0	0	0	2	1	0	2	0	1	
3	CHUONG Thi Kieu	1	1	100%	0	0	0	0	1	0	0	0	0	0	0	1	1	0	0	
12	PHAM Hai Yen	1	0	0%	0	0	0	0	0	0	0	1	0	0	0	1	1	0	0	
16	DUONG Thi Van	1	0	0%	0	0	0	0	0	0	0	1	0	0	0	1	1	0	0	
21	NGAN Thi Van Su	3	0	0%	0	0	0	0	2	1	0	0	0	1	1	1	3	0	0	
22	NGUYEN Thi My Anh	2	2	100%	0	0	0	0	0	1	1	0	0	0	2	0	1	0	1	

Passing Networks



#	Passes From ↓ to →	NAEHER Alyssa	GIRMA Naomi	ERTZ Julie	DEMELO Savannah	HORAN Lindsey	SMITH Sophia	MORGAN Alex	SULLIVAN Andi	DUNN Crystal	RODMAN Trinity	FOX Emily	HUERTA Sofia	OHARA Kelley	THOMPSON Alyssa	RAPINOE Megan	LAVELLE Rose
1	NAEHER Alyssa		4	2	0	1	1	0	0	0	1	0	0	0	0	0	0
4	GIRMA Naomi	4		34	1	10	5	0	1	6	1	3	0	4	1	2	2
8	ERTZ Julie	2	26		1	6	1	2	4	2	5	7	1	0	2	0	4
9	DEMELO Savannah	0	0	2		4	0	1	0	2	3	1	0	0	0	0	0
10	HORAN Lindsey	0	6	4	0		8	1	1	7	1	3	0	1	0	8	2
11	SMITH Sophia	0	2	0	1	3		0	0	1	0	0	0	0	2	0	2
13	MORGAN Alex	0	0	0	0	0	3		1	0	5	2	0	0	0	0	0
17	SULLIVAN Andi	0	10	6	1	3	1	0		3	0	3	2	1	0	0	1
19	DUNN Crystal	0	11	1	0	7	3	0	4		1	1	0	0	0	1	1
20	RODMAN Trinity	0	0	0	1	1	0	0	1	1		2	0	0	0	1	0
23	FOX Emily	0	3	9	3	2	0	0	2	0	4		0	0	0	0	1
3	HUERTA Sofia	0	1	0	0	0	1	0	1	0	0	0		0	0	0	2
5	OHARA Kelley	0	1	0	0	3	0	0	0	0	0	0	0		0	4	0
7	THOMPSON Alyssa	0	0	0	0	1	1	0	0	0	0	0	2	0		0	0
15	RAPINOE Megan	0	0	0	0	5	2	0	1	1	0	1	0	2	0		0
16	LAVELLE Rose	0	0	0	0	4	0	0	0	2	1	4	1	1	0	1	

Top 5 Player to Player Passers		
Player	Passed To	% of Total Team Passes
GIRMA Naomi	ERTZ Julie	9.5%
ERTZ Julie	GIRMA Naomi	7.3%
DUNN Crystal	GIRMA Naomi	3.1%
GIRMA Naomi	HORAN Lindsey	2.8%

SULLIVAN Andi	GIRMA Naomi	2.8%
---------------	-------------	------

Passing Networks

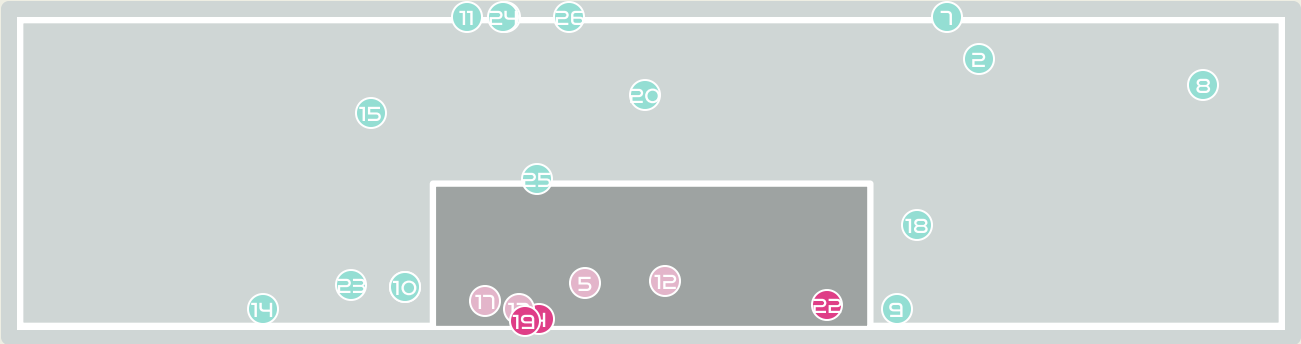
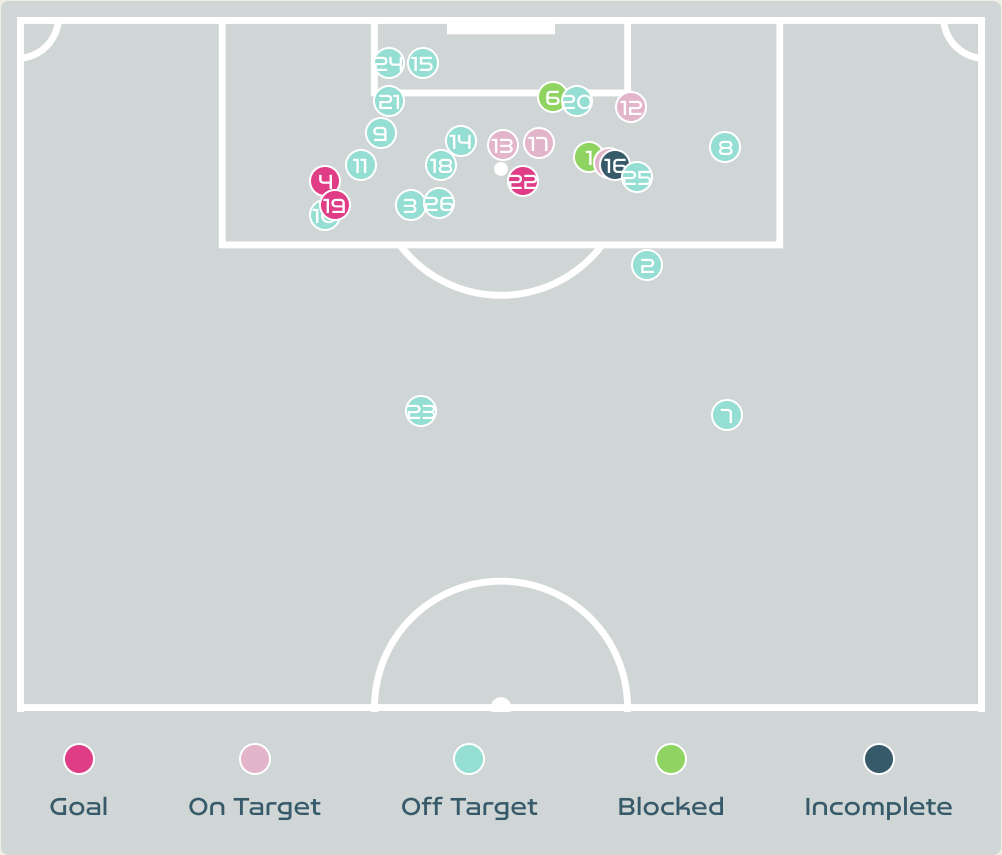


#	Passes From ↓ to →	TRAN Thi Kim Thanh	LUONG Thi Thu Thuong	TRAN Thi Thu	HOANG Thi Loan	NGUYEN Thi Tuyet Dung	HUYNH Nhu	TRAN Thi Hai Linh	THAI Thi Thao	LE Thi Diem My	TRAN Thi Thu Thao	NGUYEN Thi Bích Thuy	CHUONG Thi Kieu	PHAM Hai Yen	DUONG Thi Van	NGAN Thi Van Su	NGUYEN Thi My Anh
14	TRAN Thi Kim Thanh		2	1	0	0	0	0	0	3	0	0	0	0	0	1	0
2	LUONG Thi Thu Thuong	0		1	0	0	0	0	0	1	3	0	0	0	0	0	0
4	TRAN Thi Thu	1	0		3	1	1	1	3	3	0	0	0	0	0	0	0
5	HOANG Thi Loan	1	0	0		1	1	1	1	0	0	0	0	0	0	1	0
7	NGUYEN Thi Tuyet Dung	0	0	0	1		0	0	1	0	0	0	0	0	0	0	0
9	HUYNH Nhu	0	0	0	0	0		3	6	0	1	1	0	0	0	0	0
10	TRAN Thi Hai Linh	0	3	0	3	0	1		0	3	3	0	1	0	0	1	0
11	THAI Thi Thao	0	1	3	6	2	3	0		2	1	2	0	1	0	0	1
13	LE Thi Diem My	0	2	3	0	0	0	1	0		1	2	1	2	0	0	0
17	TRAN Thi Thu Thao	0	1	0	0	0	4	2	0	0		0	0	0	1	2	0
23	NGUYEN Thi Bích Thuy	0	0	0	0	0	1	0	2	0	2		0	0	0	1	0
3	CHUONG Thi Kieu	0	0	2	0	0	0	1	0	1	1	0		0	0	0	0
12	PHAM Hai Yen	0	0	0	1	0	0	1	3	0	0	0	0		0	1	0
16	DUONG Thi Van	0	0	0	1	0	0	0	0	0	0	0	0	0		0	0
21	NGAN Thi Van Su	0	0	0	0	0	0	0	1	0	1	0	1	0	0		0
22	NGUYEN Thi My Anh	0	0	0	1	0	0	0	1	0	0	0	0	1	0	0	

Top 5 Player to Player Passers		
Player	Passed To	% of Total Team Passes
HUYNH Nhu	THAI Thi Thao	4.7%
THAI Thi Thao	HOANG Thi Loan	4.7%
TRAN Thi Thu Thao	HUYNH Nhu	3.1%
TRAN Thi Kim Thanh	LE Thi Diem My	2.4%

LUONG Thi Thu Thuong	TRAN Thi Thu Thao	2.4%
----------------------	-------------------	------

# Attempts at Goal



Key	Outcome	Shots
●	Goals	3
●	On Target	4
●	Off Target	16
●	Blocked	2
●	Incomplete	1

Attempts at Goal



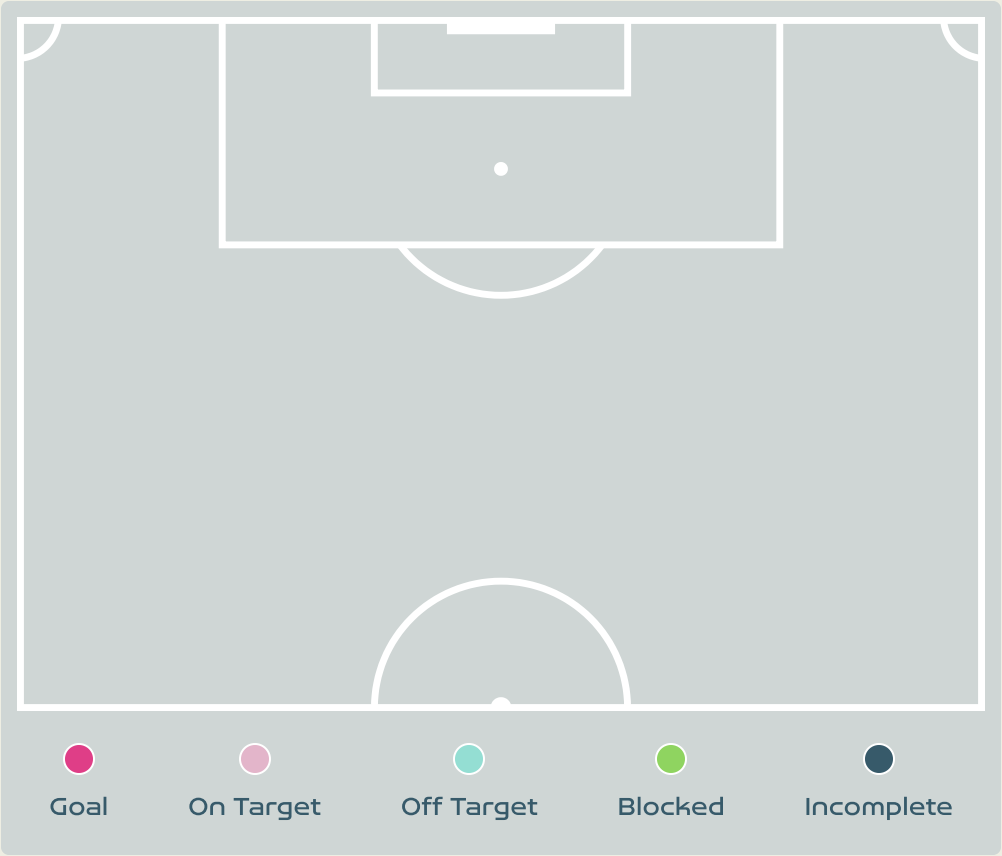
Time	Player	Outcome	Body Part	Delivery Type
2	13 MORGAN Alex	Incomplete - Blocked	Right Foot	Loose Ball
3	17 SULLIVAN Andi	Off Target	Right Foot	Other
4	8 ERTZ Julie	Off Target	Head	Freekick
13	11 SMITH Sophia	On Target - Goal	Left Foot	Pass
18	9 DEMELO Savannah	On Target - Saved	Right Foot	Loose Ball
20	9 DEMELO Savannah	Incomplete - Blocked	Right Foot	Cross
20	23FOX Emily	Deflected Off Target - Referee Event	Right Foot	Pass
24	11 SMITH Sophia	Deflected Off Target - Defensive Event	Right Foot	Pass
27	13 MORGAN Alex	Off Target	Left Foot	Pass
30	10 HORAN Lindsey	Off Target	Right Foot	Loose Ball
32	11 SMITH Sophia	Off Target	Right Foot	Pass
34	8 ERTZ Julie	On Target - Saved	Head	Corner
43	13 MORGAN Alex	On Target - Saved	Left Foot	Penalty
45	11 SMITH Sophia	Off Target	Right Foot	Other
48	8 ERTZ Julie	Off Target	Head	Freekick
49	10 HORAN Lindsey	Incomplete	Right Foot	Loose Ball
49	13 MORGAN Alex	On Target - Defensive Event	Right Foot	Loose Ball

# Attempts at Goal



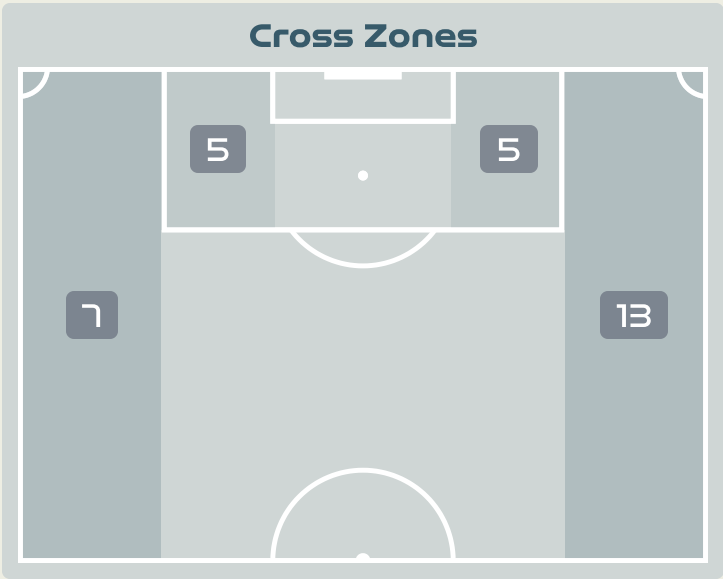
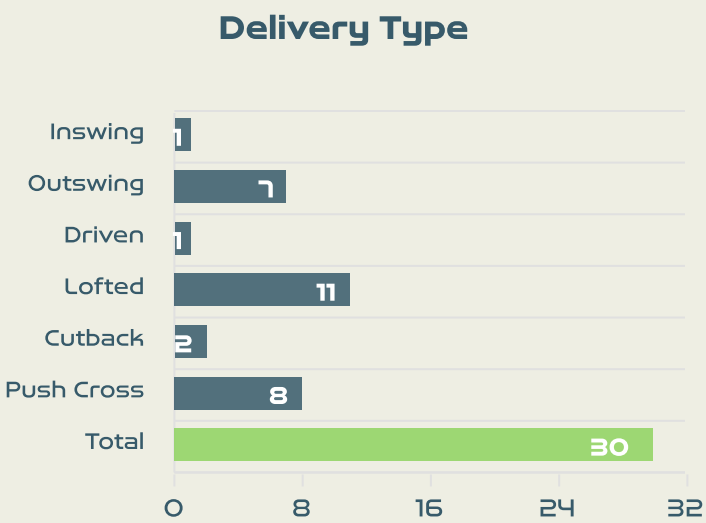
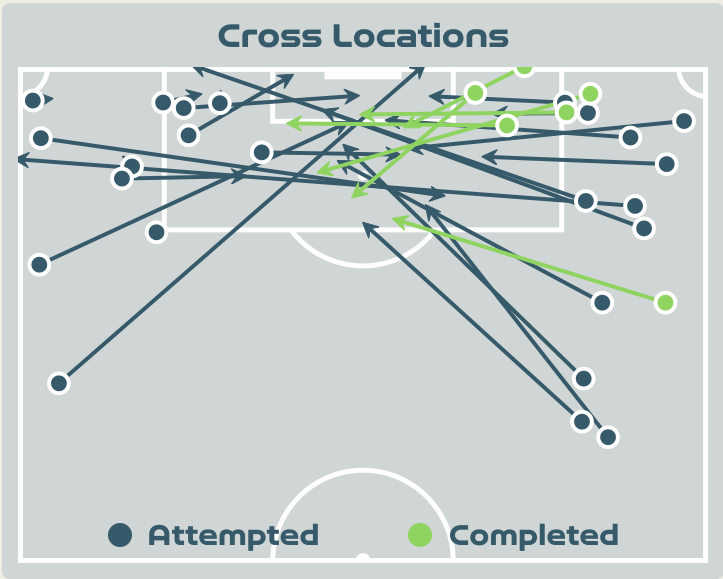
Time	Player	Outcome	Body Part	Delivery Type
49	10 HORAN Lindsey	Off Target	Right Foot	Cross
51	11 SMITH Sophia	Deflected On Target - Goal	Left Foot	Loose Ball
65	23FOX Emily	Off Target	Left Foot	Ball Progression
70	15 RAPINOE Megan	Off Target	Right Foot	Cross
76	10 HORAN Lindsey	On Target - Goal	Right Foot	Cross
78	15 RAPINOE Megan	Off Target	Right Foot	Freekick
80	8 ERTZ Julie	Deflected Off Target - Defensive Event	Right Foot	Corner
84	16 LAVELLE Rose	Off Target	Right Foot	Pass
98	10 HORAN Lindsey	Off Target	Right Foot	Loose Ball

# Attempts at Goal



Key	Outcome	Shots
●	Goals	0
●	On Target	0
●	Off Target	0
●	Blocked	0
●	Incomplete	0

# Crosses (Open Play)



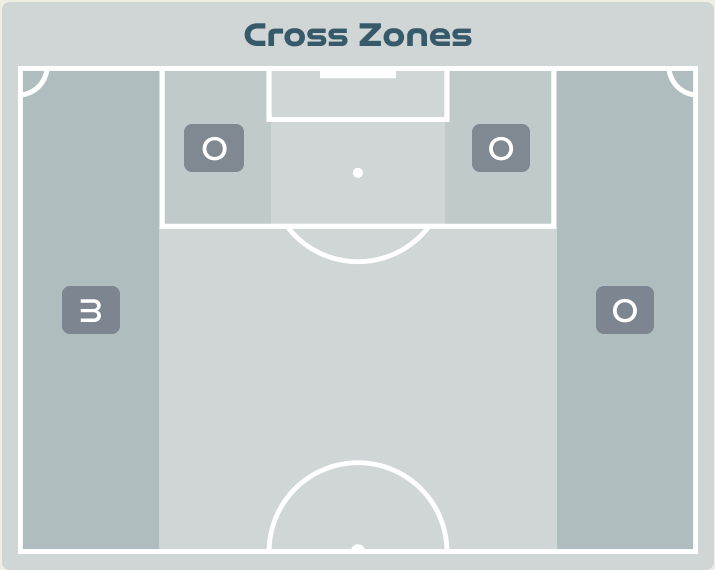
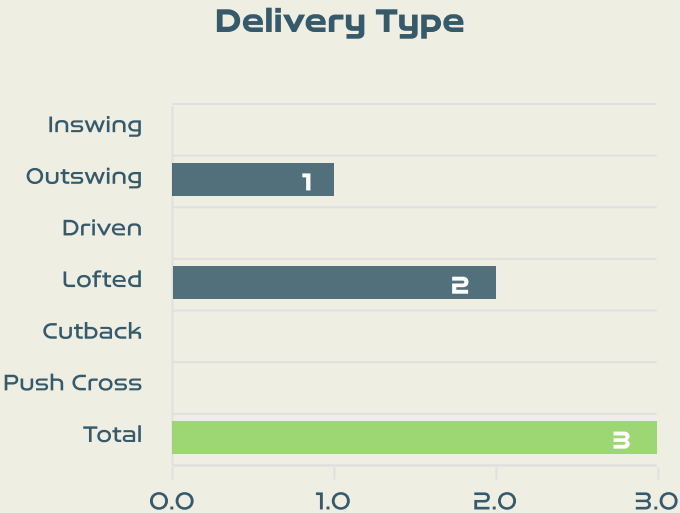
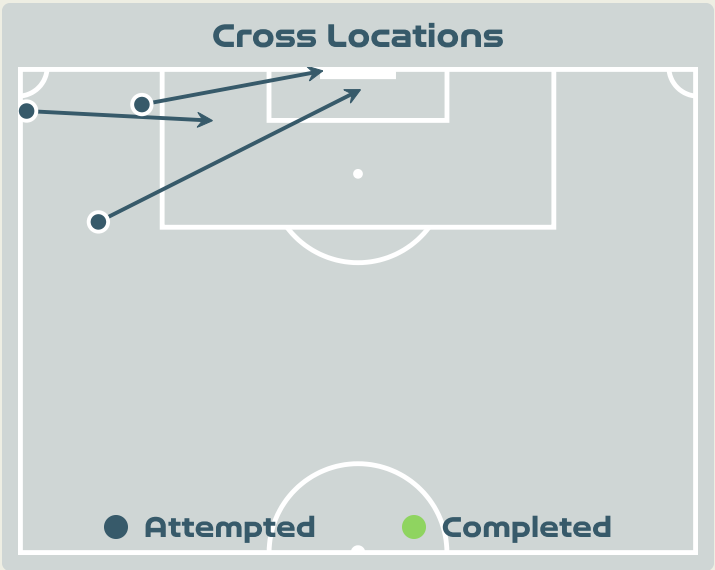
**Attempted**  
**30**

**Completed**  
**6**

**Most Crosses Attempted**  
**6**  
**RODMAN Trinity**  
RIGHT WINGER

#	Player	Inswing	Outswing	Driven	Lofted	Cutback	Push Cross	Total Attempted
1	NAEHER Alyssa	0	0	0	0	0	0	0
4	GIRMA Naomi	0	0	0	0	0	0	0
8	ERTZ Julie	0	0	0	3	0	0	3
9	DEMELO Savannah	0	0	0	1	0	1	2
10	HORAN Lindsey	0	1	0	1	0	0	2
11	SMITH Sophia	1	0	1	0	1	2	5
13	MORGAN Alex	0	0	0	0	0	0	0
17	SULLIVAN Andi	0	0	0	0	0	0	0
19	DUNN Crystal	0	0	0	1	0	0	1
20	RODMAN Trinity	0	2	0	1	1	2	6
23	FOX Emily	0	3	0	1	0	0	4
3	HUERTA Sofia	0	1	0	1	0	0	2
5	OHARA Kelley	0	0	0	0	0	0	0
7	THOMPSON Alyssa	0	0	0	1	0	0	1
15	RAPINOE Megan	0	0	0	1	0	2	3
16	LAVELLE Rose	0	0	0	0	0	1	1

# Crosses (Open Play)



### Attempted

3

### Completed

0

### Most Crosses Attempted

2

**THAI Thi Thao**  
LEFT CENTRE MIDFIELD

#	Player	Inswing	Outswing	Driven	Lofted	Cutback	Push Cross	Total Attempted
14	TRAN Thi Kim Thanh	0	0	0	0	0	0	0
2	LUONG Thi Thu Thuong	0	0	0	0	0	0	0
4	TRAN Thi Thu	0	0	0	0	0	0	0
5	HOANG Thi Loan	0	0	0	0	0	0	0
7	NGUYEN Thi Tuyet Dung	0	0	0	0	0	0	0
9	HUYNH Nhu	0	0	0	0	0	0	0
10	TRAN Thi Hai Linh	0	0	0	0	0	0	0
11	THAI Thi Thao	0	1	0	1	0	0	2
13	LE Thi Diem My	0	0	0	0	0	0	0
17	TRAN Thi Thu Thao	0	0	0	0	0	0	0
23	NGUYEN Thi Bich Thuy	0	0	0	0	0	0	0
3	CHUONG Thi Kieu	0	0	0	0	0	0	0
12	PHAM Hai Yen	0	0	0	0	0	0	0
16	DUONG Thi Van	0	0	0	0	0	0	0
21	NGAN Thi Van Su	0	0	0	0	0	0	0
22	NGUYEN Thi My Anh	0	0	0	1	0	0	1

# Offering to Receive



561

Total Offers Made

177

Total Offers Received

Most Offers

116

HORAN Lindsey

LEFT CENTRE MIDFIELD

337

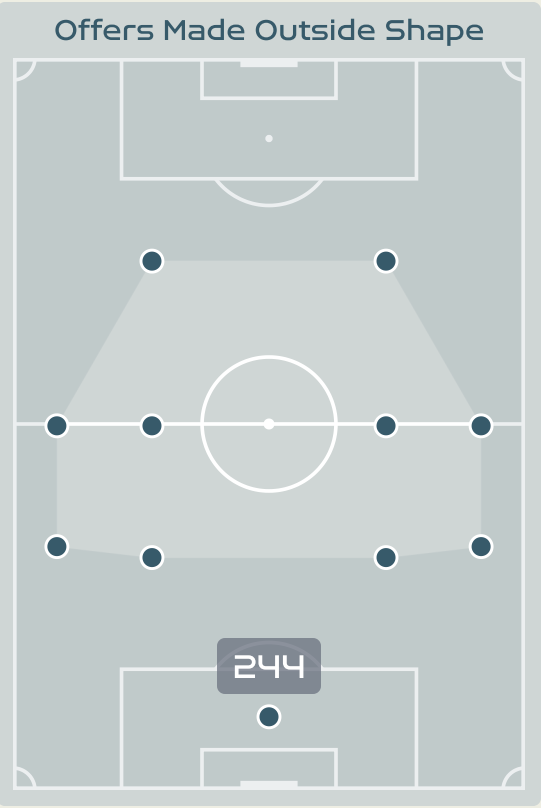
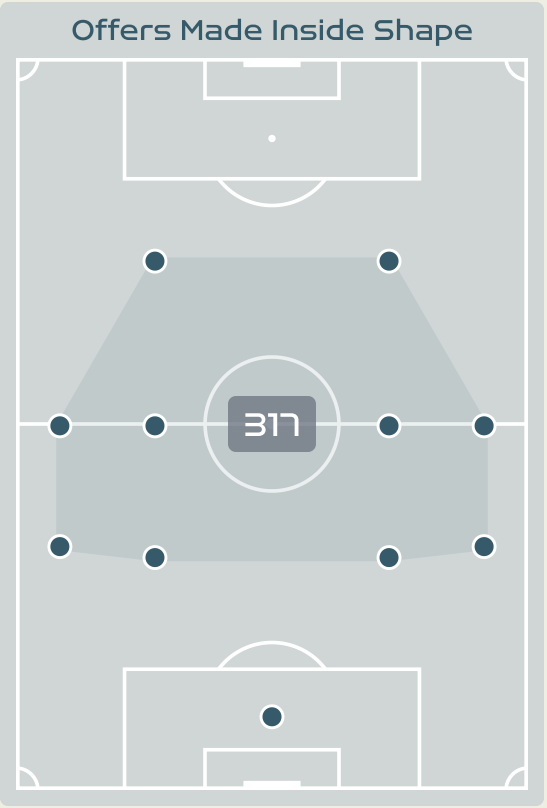
Offers Made in Final Third

188

Offers Made in Middle Third

36

Offers Made in Defensive Third



#	Player	Offers Made	Offers Received	% Made & Received
1	NAEHER Alyssa	5	1	20%
4	GIRMA Naomi	50	30	60%
8	ERTZ Julie	10	5	50%
9	DEMELO Savannah	53	5	9.4%
10	HORAN Lindsey	116	46	39.7%
11	SMITH Sophia	52	15	28.8%
13	MORGAN Alex	18	4	22.2%
17	SULLIVAN Andi	42	12	28.6%
19	DUNN Crystal	39	11	28.2%
20	RODMAN Trinity	42	6	14.3%
23	FOX Emily	31	7	22.6%
3	HUERTA Sofia	10	4	40%
5	OHARA Kelley	11	6	54.5%
7	THOMPSON Alyssa	23	3	13%
15	RAPINOE Megan	25	12	48%
16	LAVELLE Rose	34	10	29.4%

# Offering to Receive



235

Total Offers Made

62

Total Offers Received

Most Offers

53

TRAN Thi Hai Linh

RIGHT CENTRE MIDFIELD

44

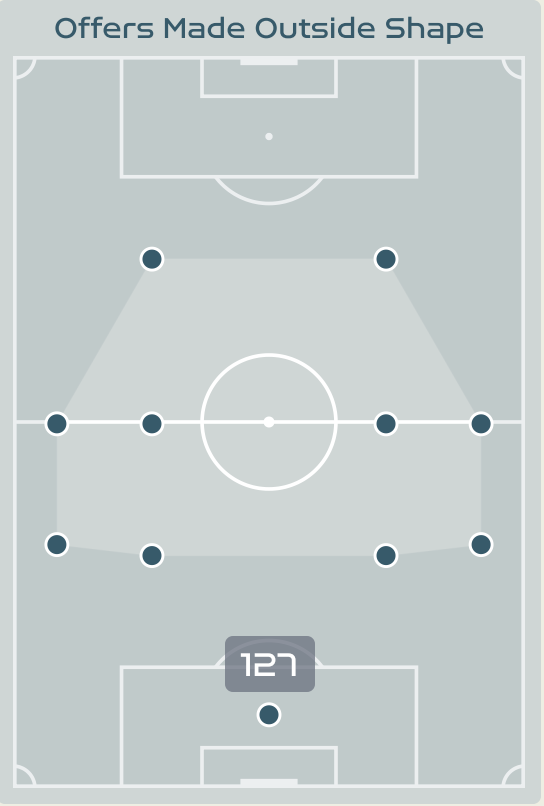
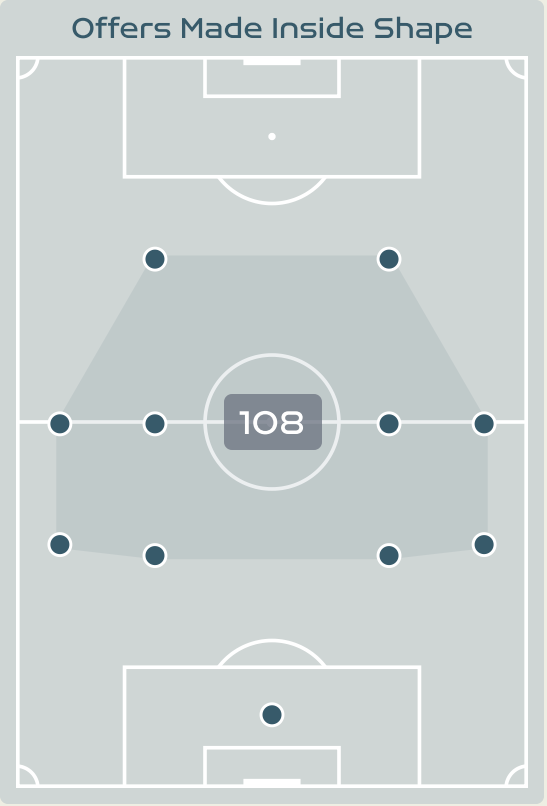
Offers Made in Final Third

133

Offers Made in Middle Third


58

Offers Made in Defensive Third



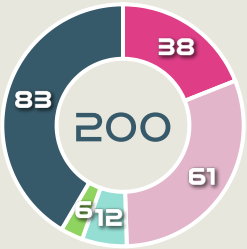
#	Player	Offers Made	Offers Received	% Made & Received
14	TRAN Thi Kim Thanh	0	0	0%
2	LUONG Thi Thu Thuong	3	2	66.7%
4	TRAN Thi Thu	6	2	33.3%
5	HOANG Thi Loan	14	7	50%
7	NGUYEN Thi Tuyet Dung	16	3	18.8%
9	HUYNH Nhu	31	8	25.8%
10	TRAN Thi Hai Linh	53	6	11.3%
11	THAI Thi Thao	40	13	32.5%
13	LE Thi Diem My	3	1	33.3%
17	TRAN Thi Thu Thao	6	3	50%
23	NGUYEN Thi Bich Thuy	26	6	23.1%
3	CHUONG Thi Kieu	1	1	100%
12	PHAM Hai Yen	10	2	20%
16	DUONG Thi Van	4	2	50%
21	NGAN Thi Van Su	20	6	30%
22	NGUYEN Thi My Anh	2	0	0%

# Movement to Receive

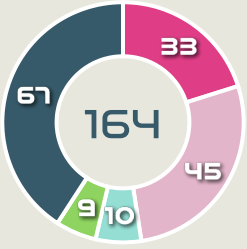


Movement Types by Phase

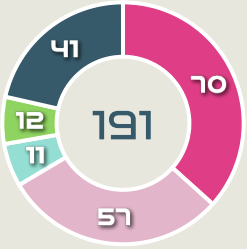
Final Third Phase



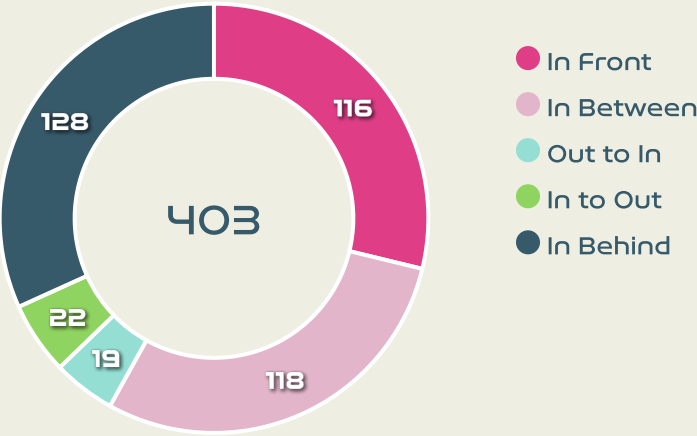
Progression Phase



Build Up Phase



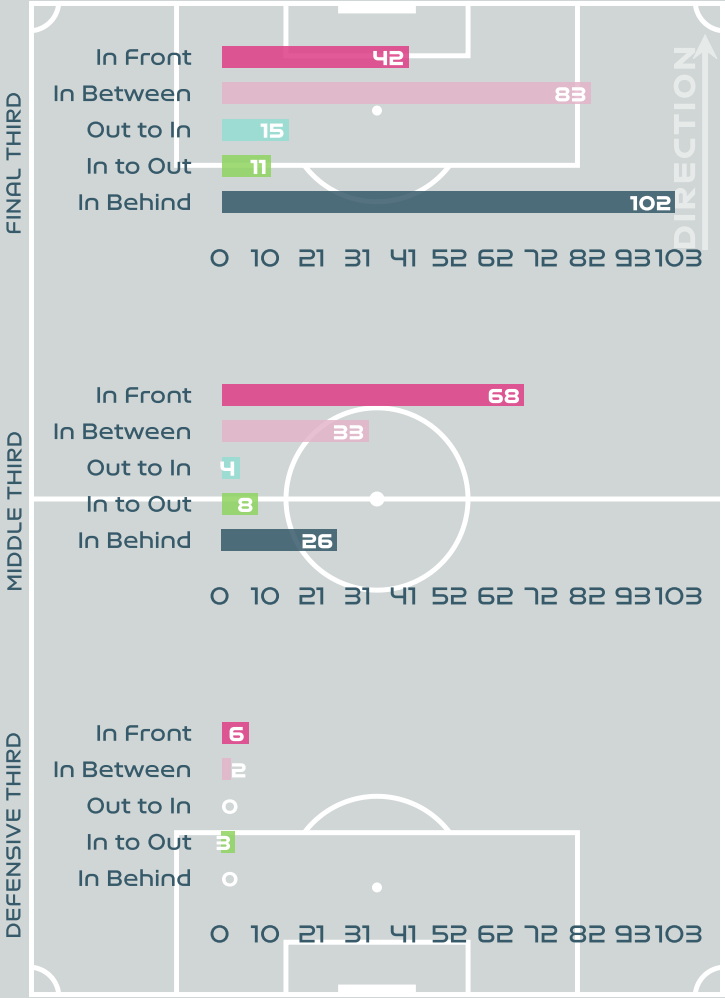
All Movement Types



Top Ranked Players

Type	Player	Movements
In Front	10 HORAN Lindsey	32
In Between	10 HORAN Lindsey	36
Out to In	10 HORAN Lindsey	6
In to Out	10 HORAN Lindsey	5
In Behind	20 RODMAN Trinity	28

Movement Types Pitch Third

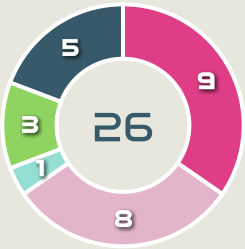


# Movement to Receive

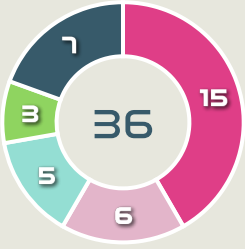


Movement Types by Phase

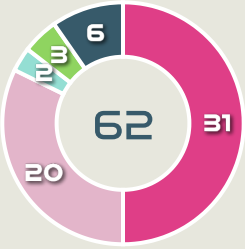
Final Third Phase



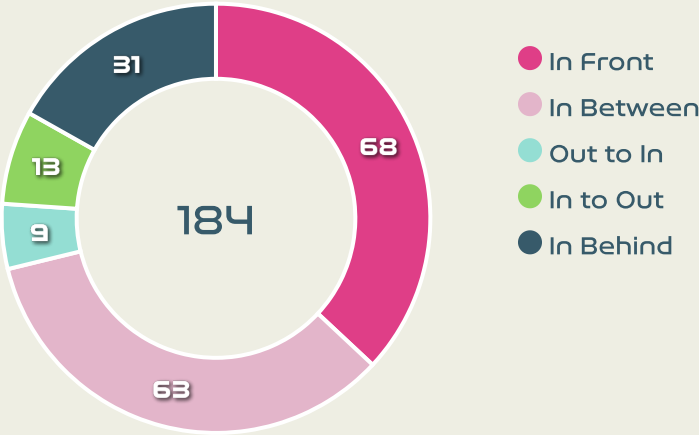
Progression Phase



Build Up Phase



All Movement Types

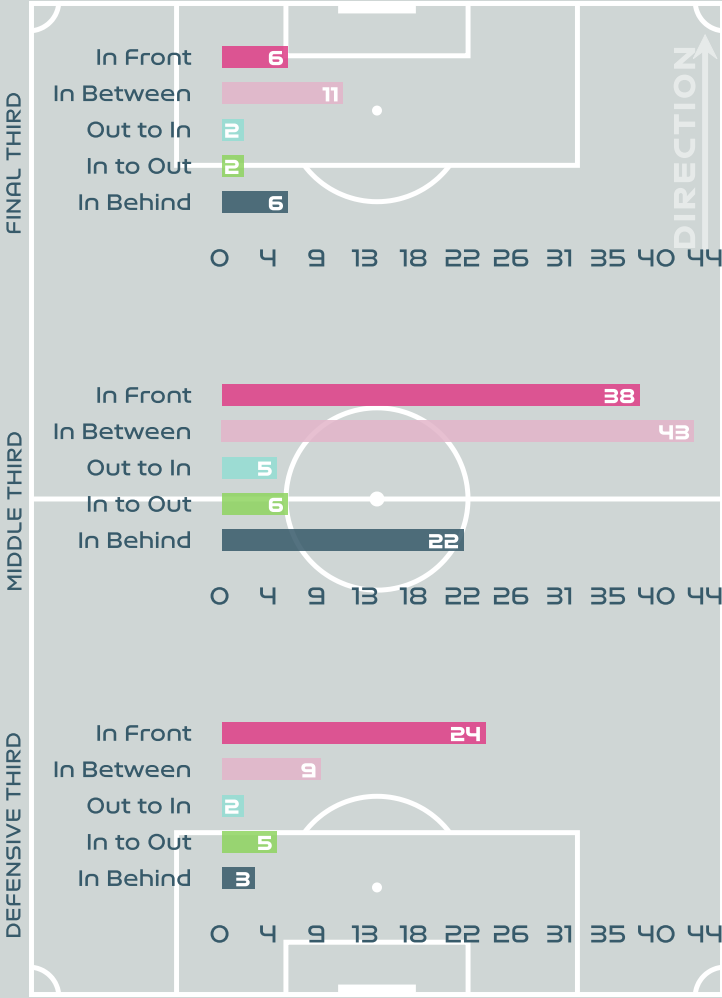


- In Front
- In Between
- Out to In
- In to Out
- In Behind

Top Ranked Players

Type	Player	Movements
In Front	10 TRAN Thi Hai Linh	21
In Between	10 TRAN Thi Hai Linh	16
Out to In	7 NGUYEN Thi Tuyet Dung	3
In to Out	10 TRAN Thi Hai Linh	3
In Behind	9 HUYNH Nhu	10

Movement Types Pitch Third





# OUT OF POSSESSION



USA v Vietnam



# Defensive Actions



75

Forced Turnovers

62

Possession Regained

14

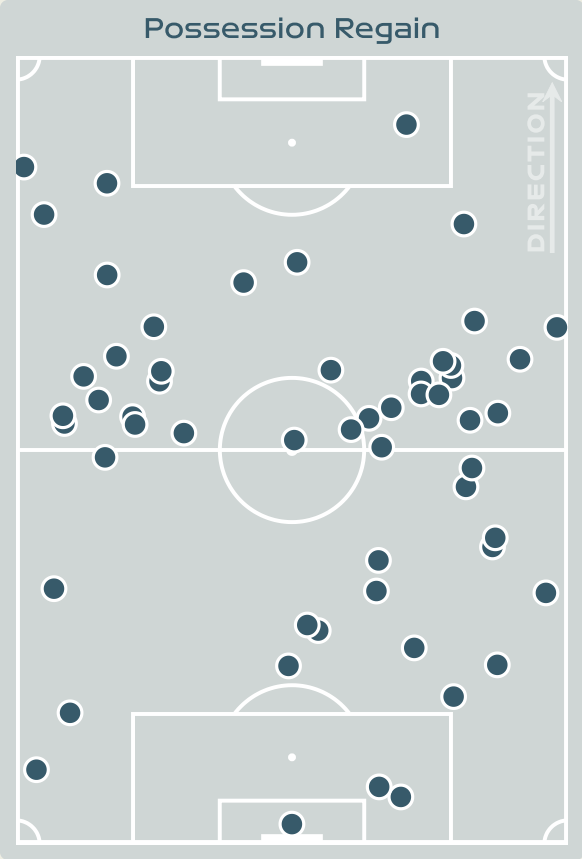
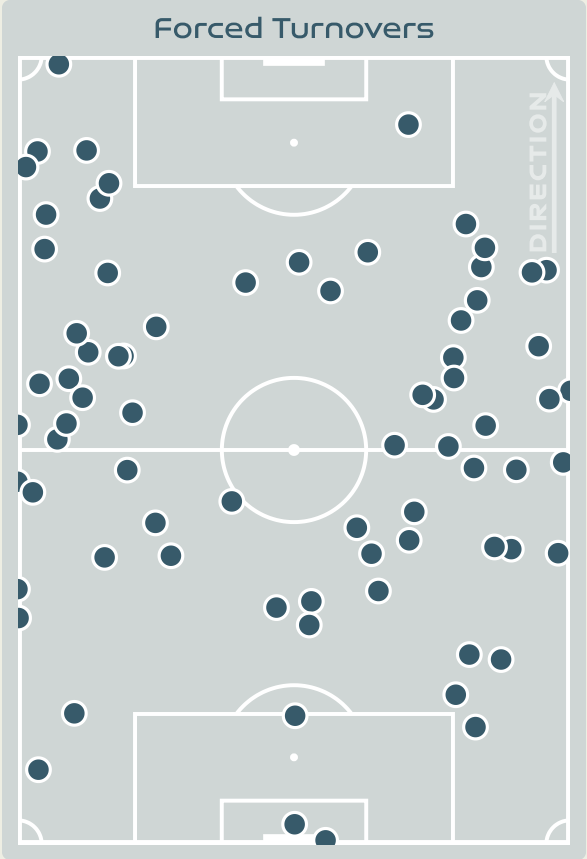
Interceptions

27

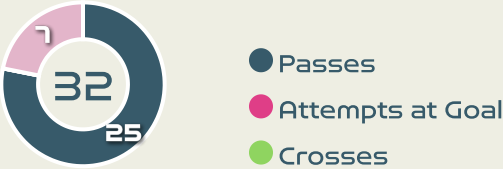
Tackles

5.3

Possession Actions / Defensive Action



## Blocks



## Possession Contests



## Most Possession Regains

10

**HORAN Lindsey**  
LEFT CENTRE MIDFIELD

#	Player	Total Possession Regains
1	NAEHER Alyssa	1
4	GIRMA Naomi	2
8	ERTZ Julie	5
9	DEMELO Savannah	3
10	HORAN Lindsey	10
11	SMITH Sophia	4
13	MORGAN Alex	3
17	SULLIVAN Andi	10
19	DUNN Crystal	6
20	RODMAN Trinity	4
23	FOX Emily	8
3	HUERTA Sofia	0
5	OHARA Kelley	2
7	THOMPSON Alyssa	1
15	RAPINOE Megan	0
16	LAVELLE Rose	3

# Defensive Actions

91

Forced Turnovers

56

Possession Regained

3

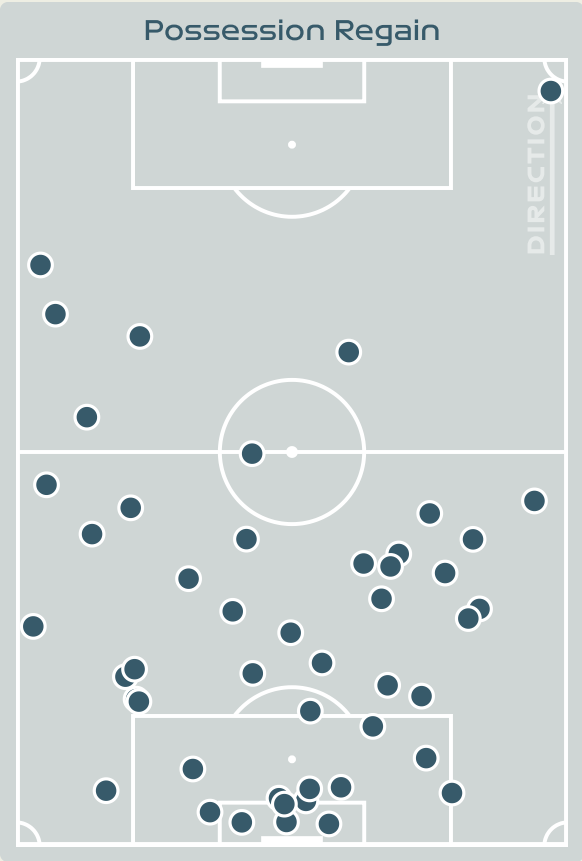
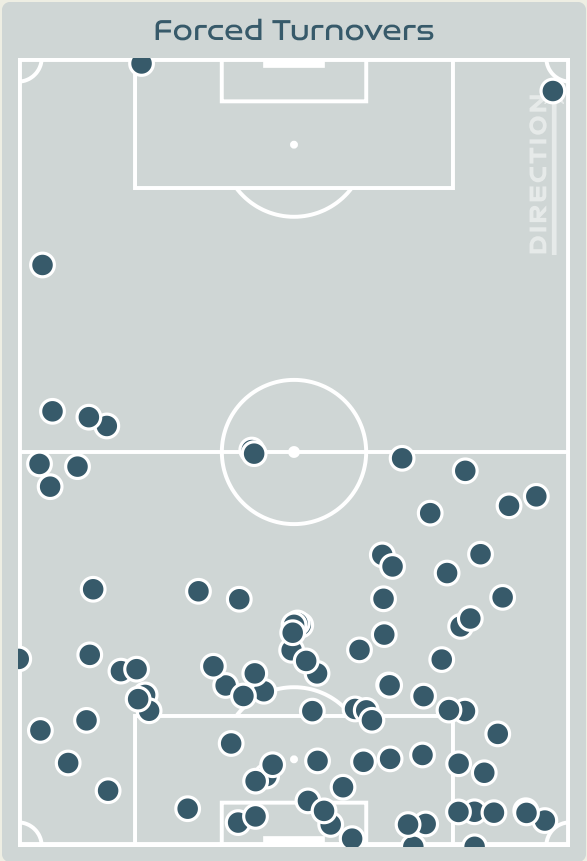
Interceptions

61

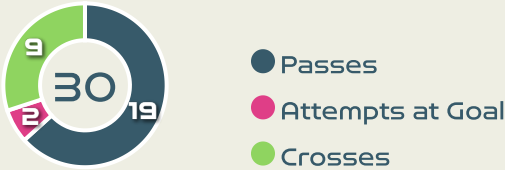
Tackles

1.23

Possession Actions / Defensive Action



## Blocks



## Possession Contests



## Most Possession Regains

7

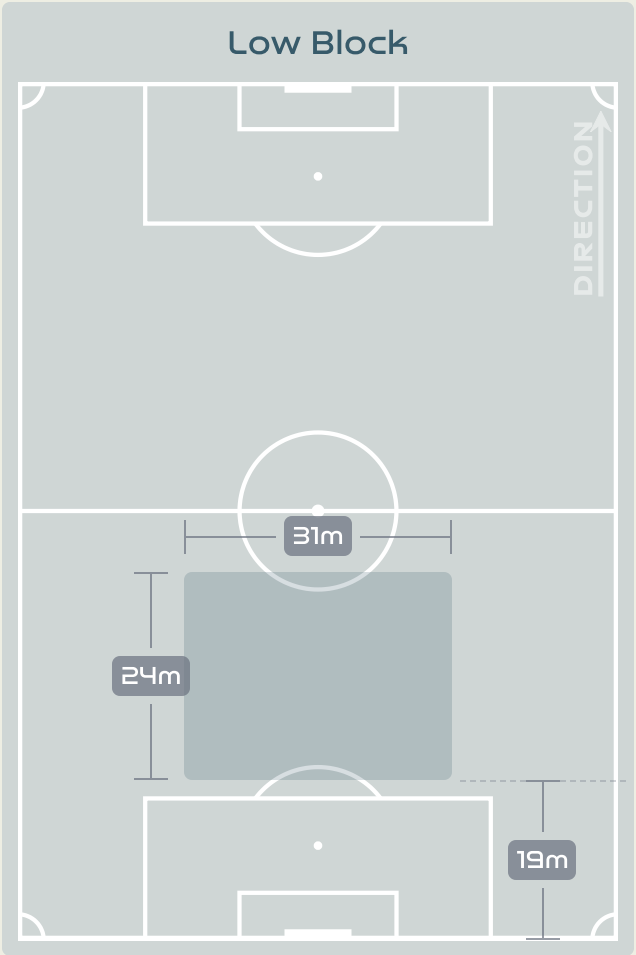
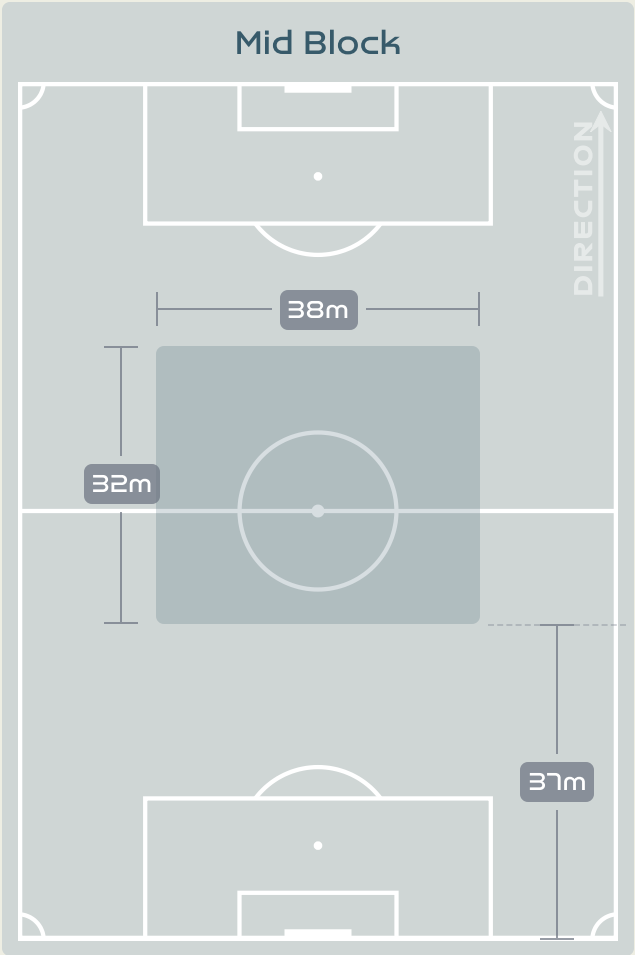
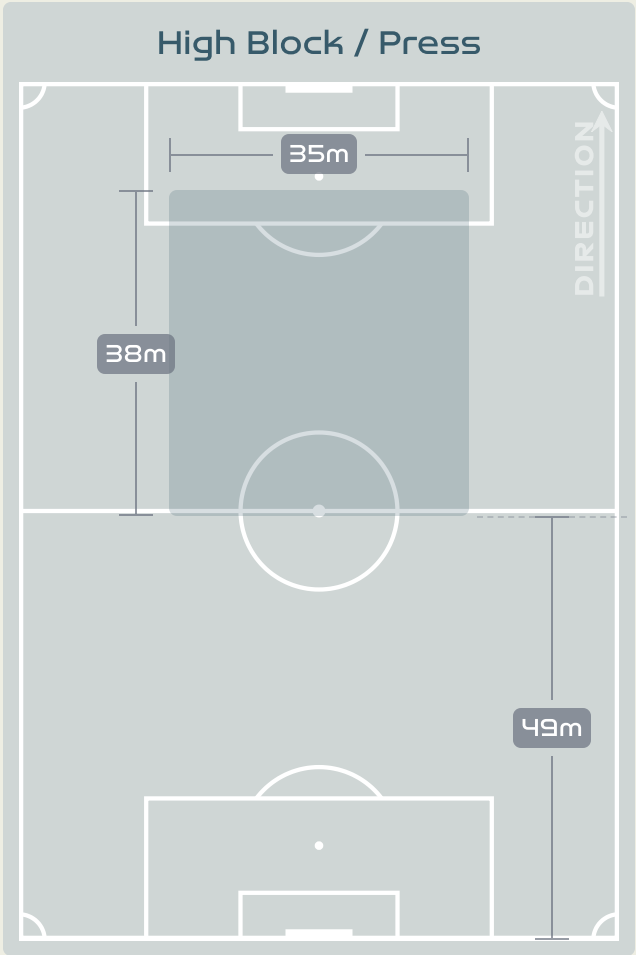
TRAN Thi Kim Thanh

GOALKEEPER

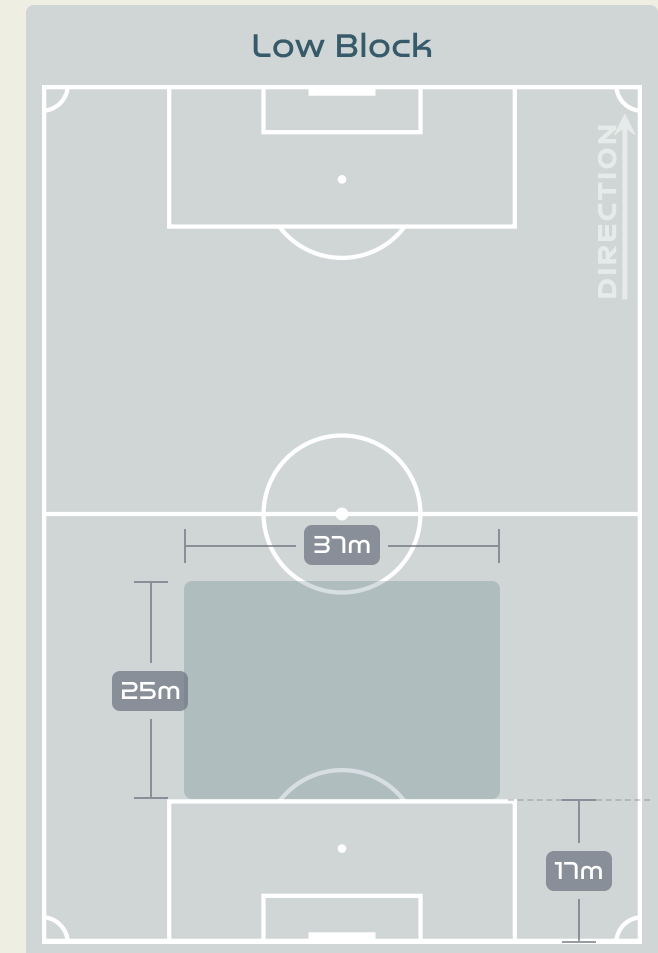
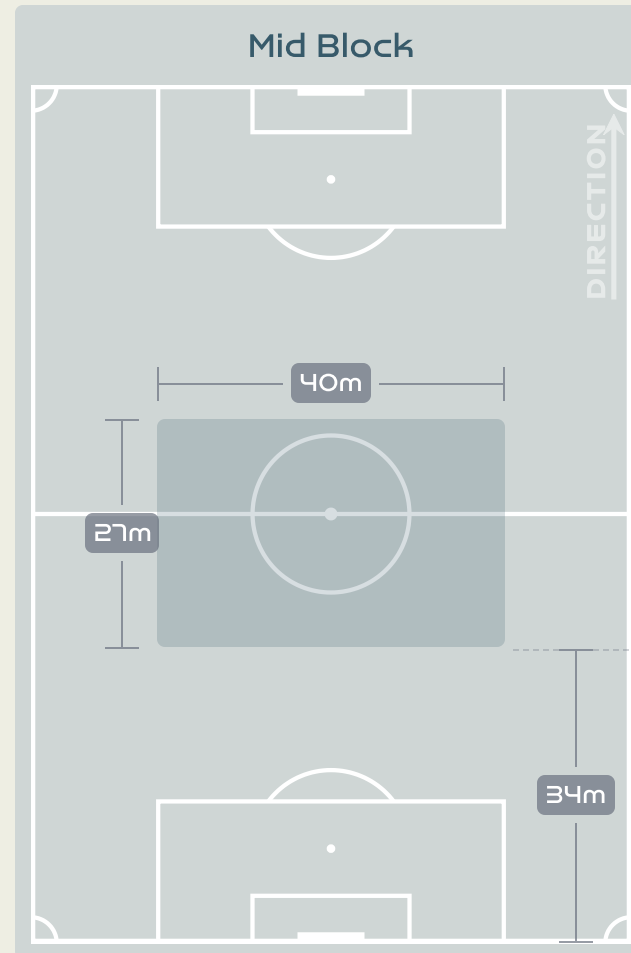
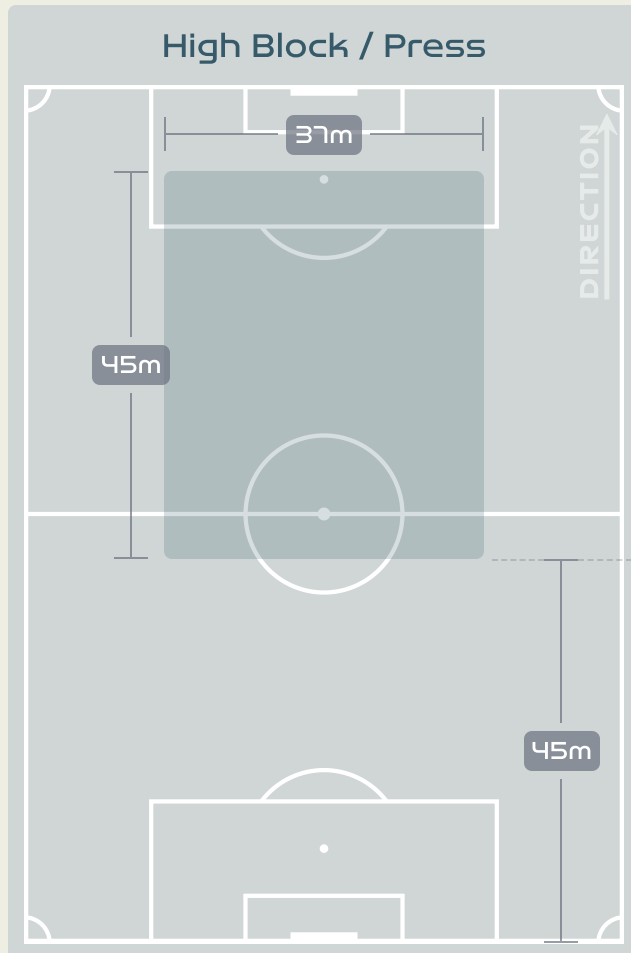
Vietnam

#	Player	Total Possession Regains
14	TRAN Thi Kim Thanh	7
2	LUONG Thi Thu Thuong	3
4	TRAN Thi Thu	6
5	HOANG Thi Loan	6
7	NGUYEN Thi Tuyet Dung	1
9	HUYNH Nhu	0
10	TRAN Thi Hai Linh	4
11	THAI Thi Thao	7
13	LE Thi Diem My	7
17	TRAN Thi Thu Thao	7
23	NGUYEN Thi Bich Thuy	2
3	CHUONG Thi Kieu	1
12	PHAM Hai Yen	2
16	DUONG Thi Van	0
21	NGAN Thi Van Su	2
22	NGUYEN Thi My Anh	1

# Defensive Line Height & Team Length



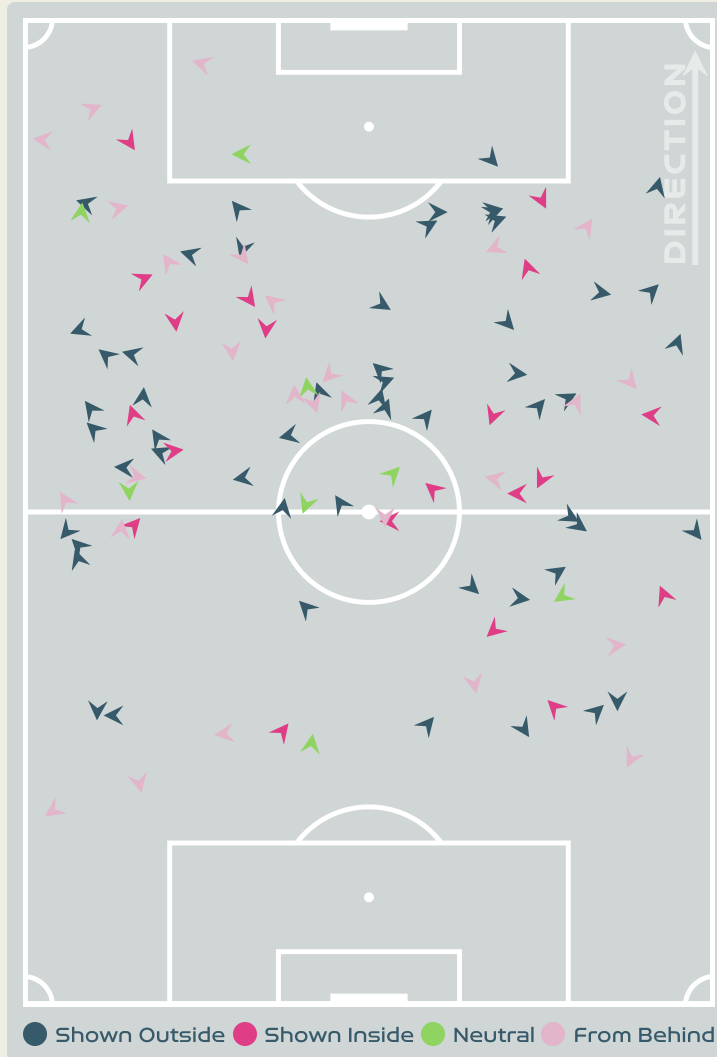
# Defensive Line Height & Team Length



# Defensive Pressure



## USA



109	Total Pressures	341
31	Direct Pressures	82
1.3s	Avg Pressure Duration	1.68s
75	Forced Turnovers	91
5.8s	Ball Recovery Time	11.4s
48	Pushing on into Pressing	132
138	Pushing on	345
20	Pressing Direction Inside	61
54	Pressing Direction Outside	181

Most Direct Pressures

# 6

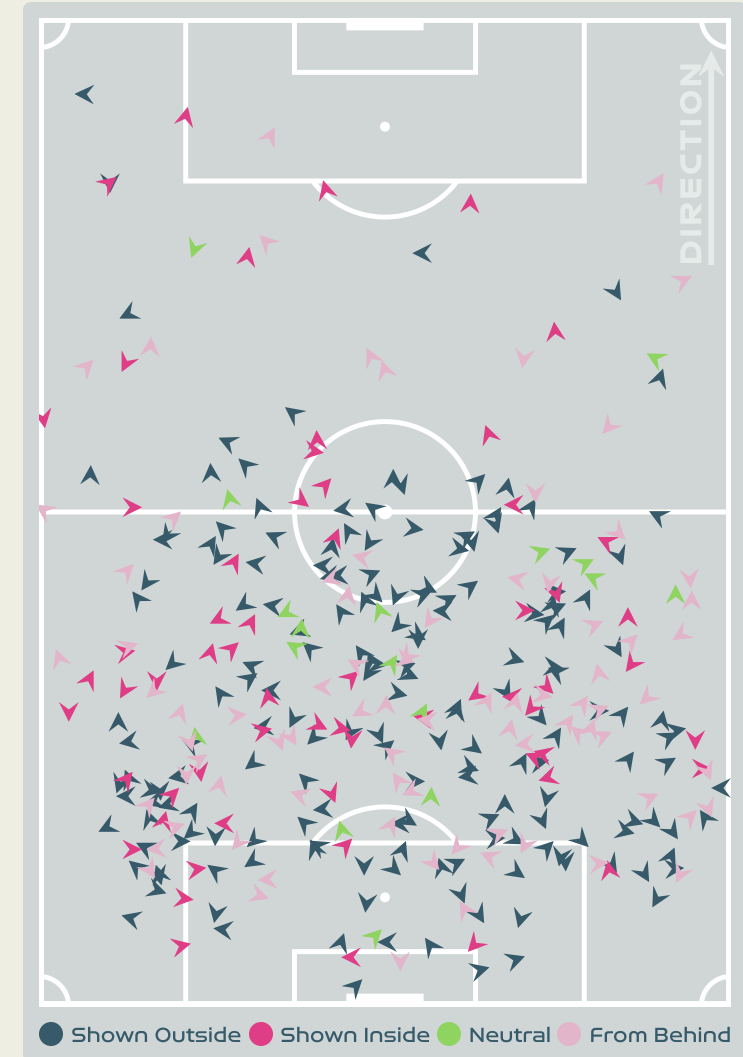
**DUNN Crystal**  
LEFT BACK

Most Direct Pressures

# 18

**HOANG Thi Loan**  
LEFT BACK

## Vietnam





# GOALKEEPING



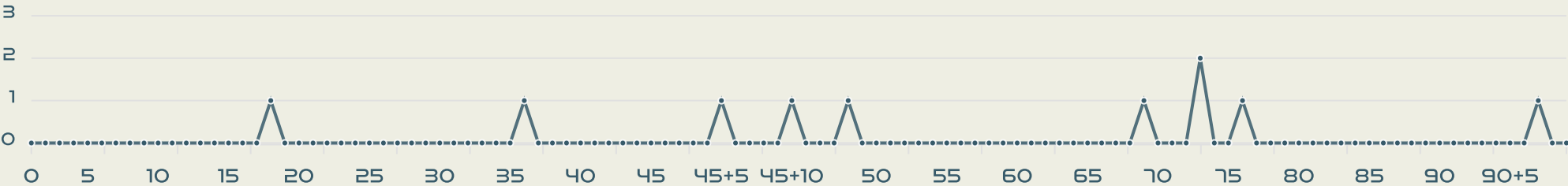
USA v Vietnam



# Goalkeeping Involvement



USA GK Involvement Timeline

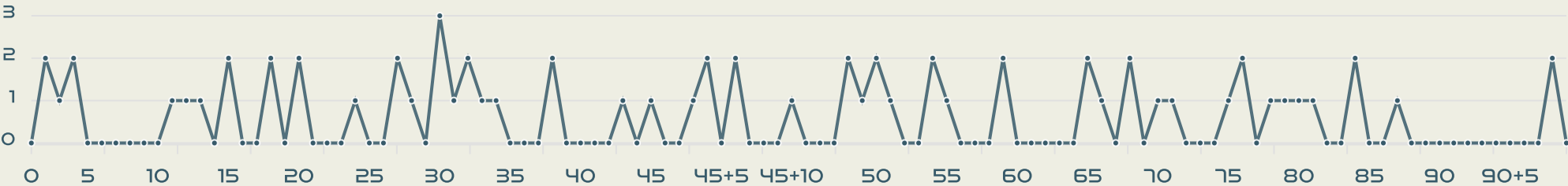


10

Total Involvements



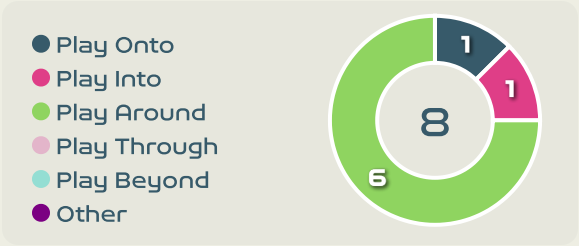
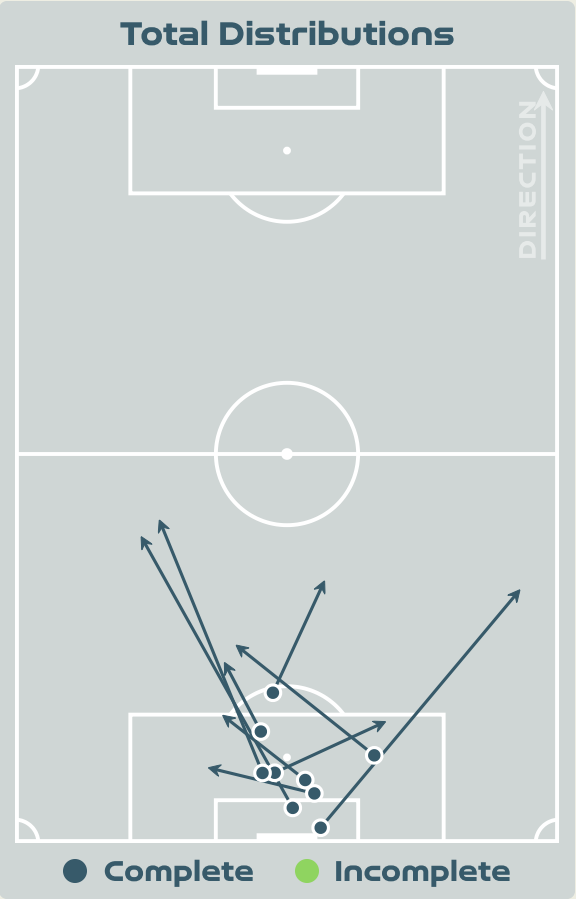
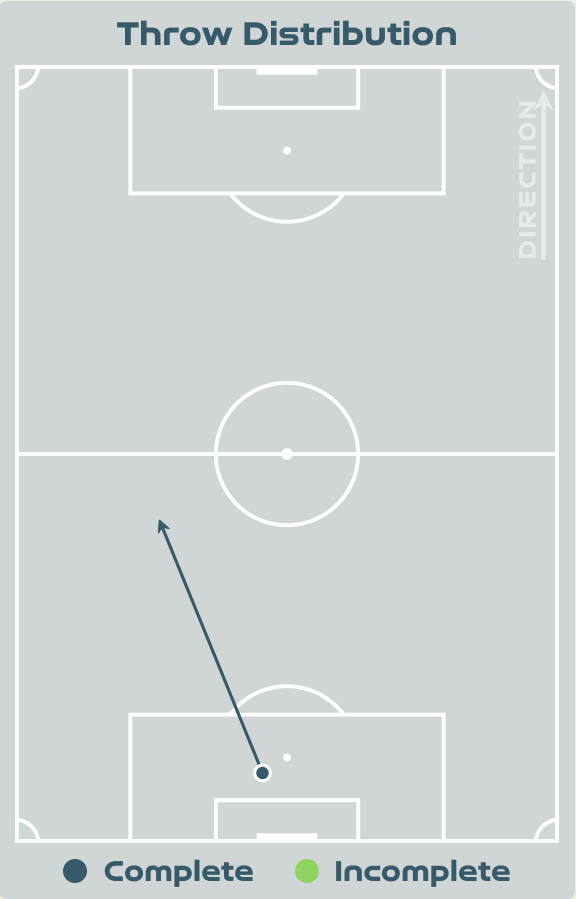
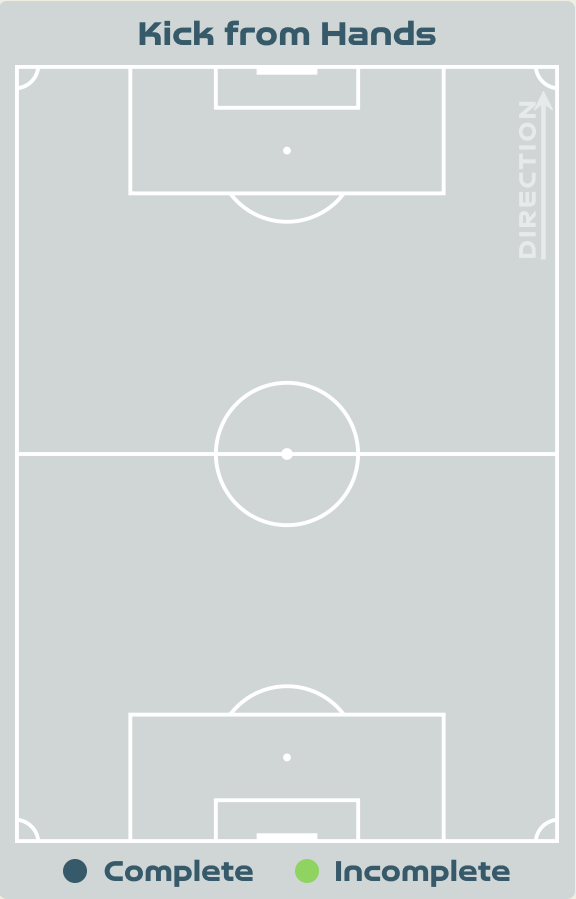
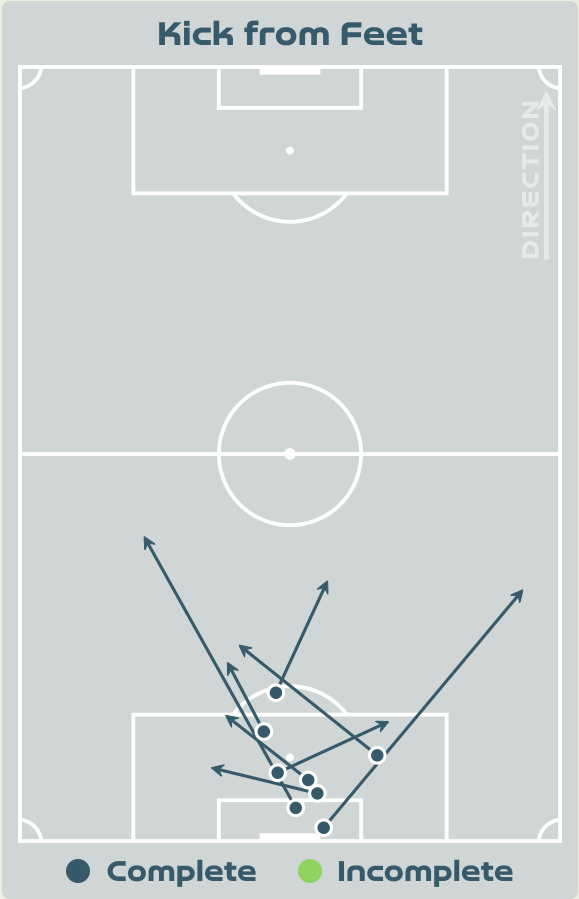
Vietnam GK Involvement Timeline




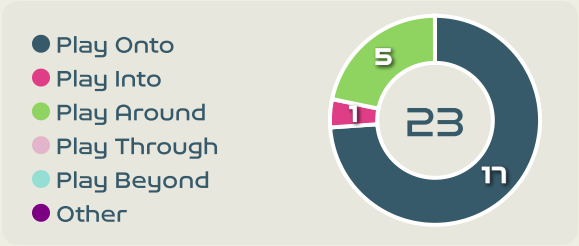
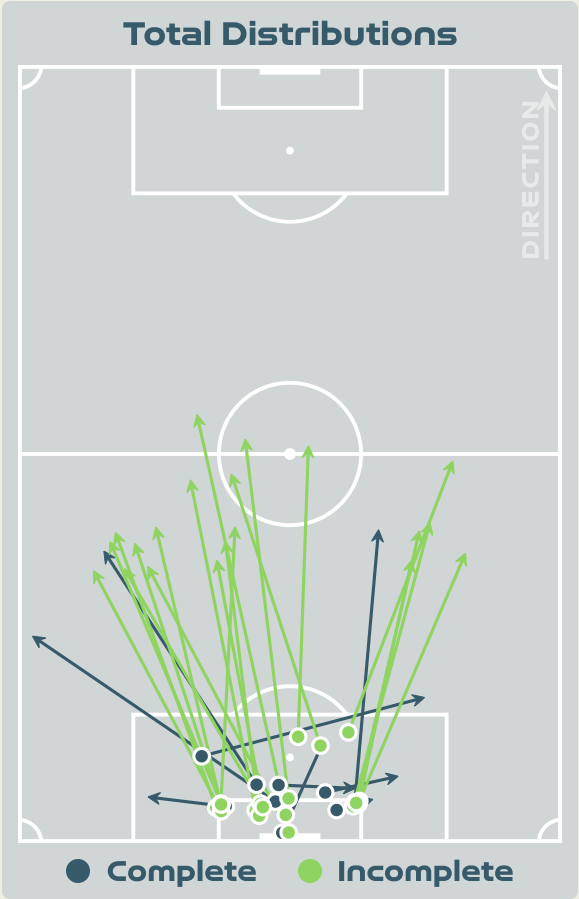
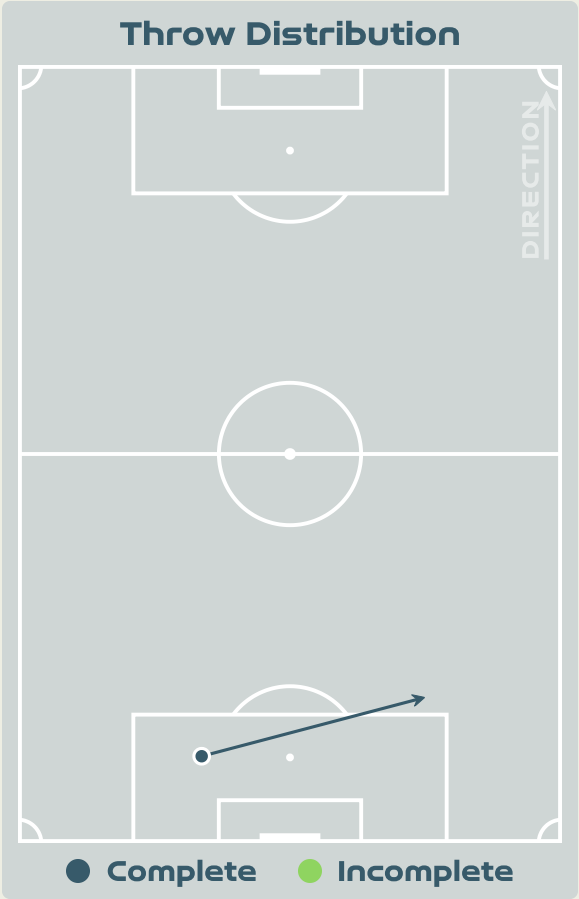
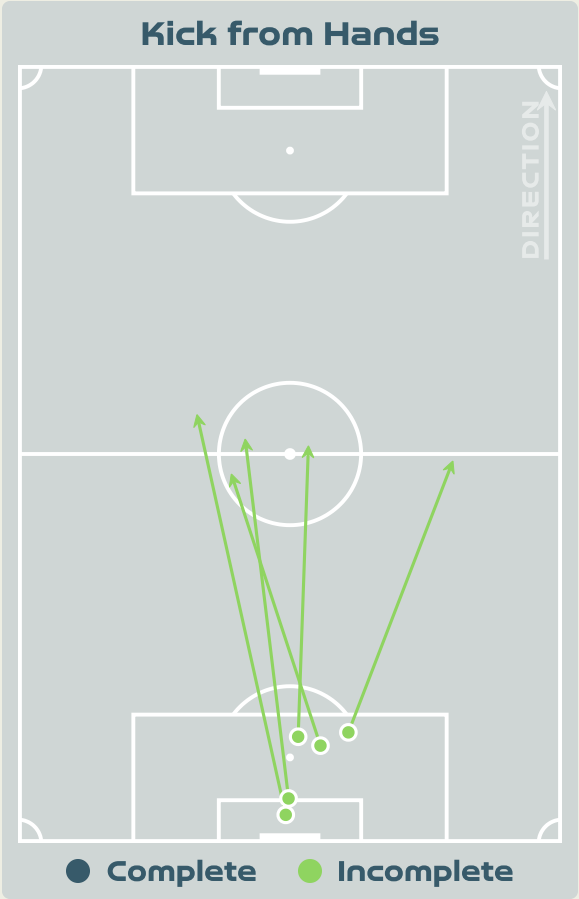
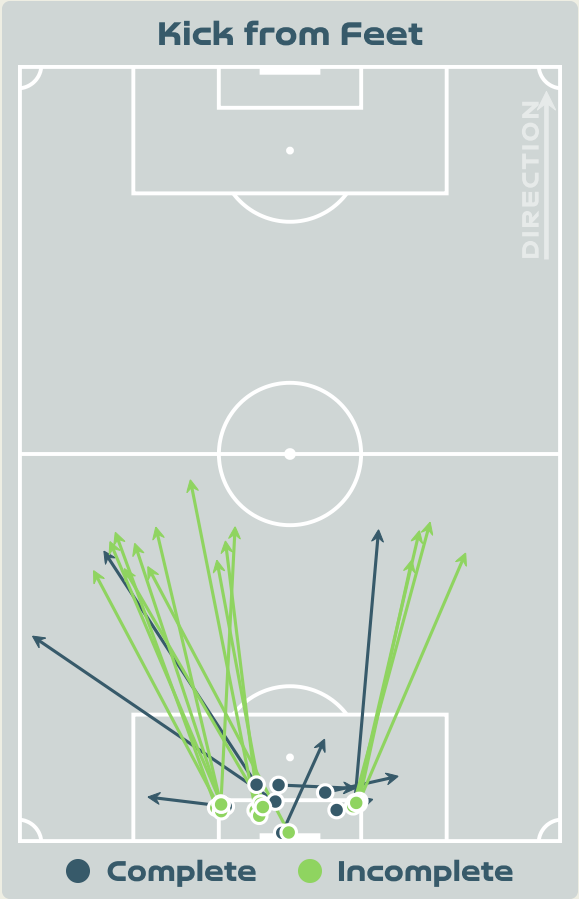
68

Total Involvements

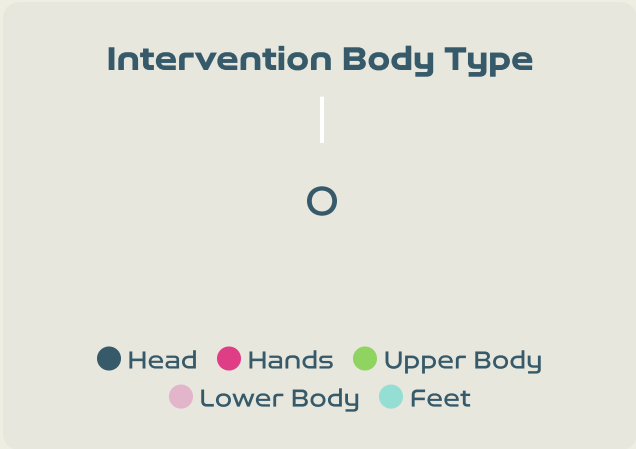
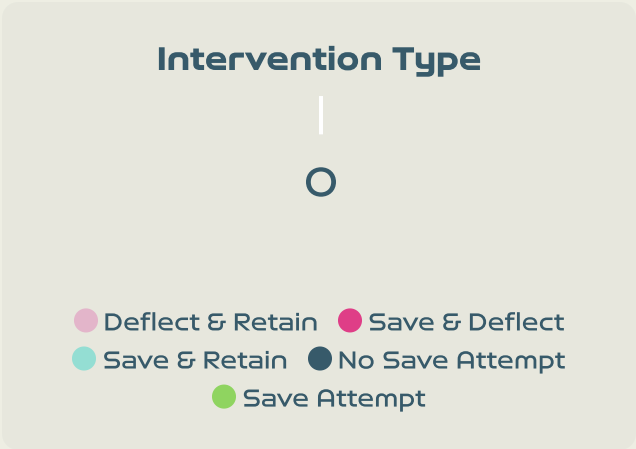
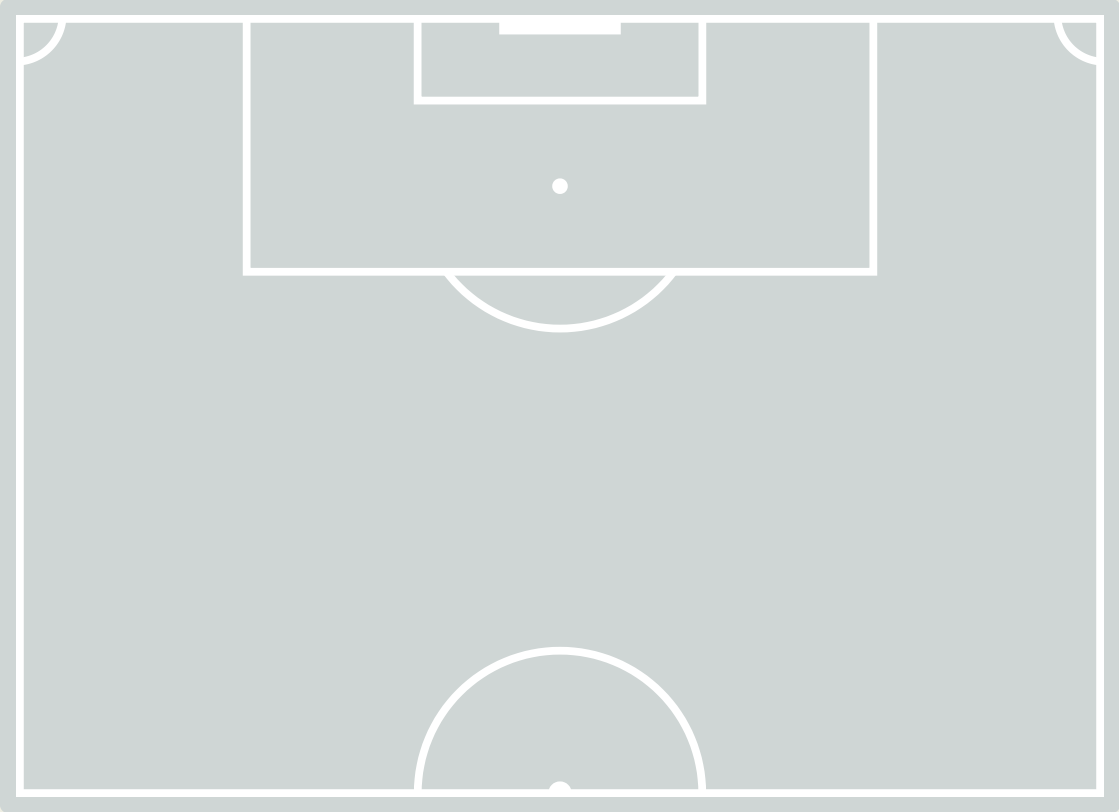
# Goalkeeping Distribution



# Goalkeeping Distribution

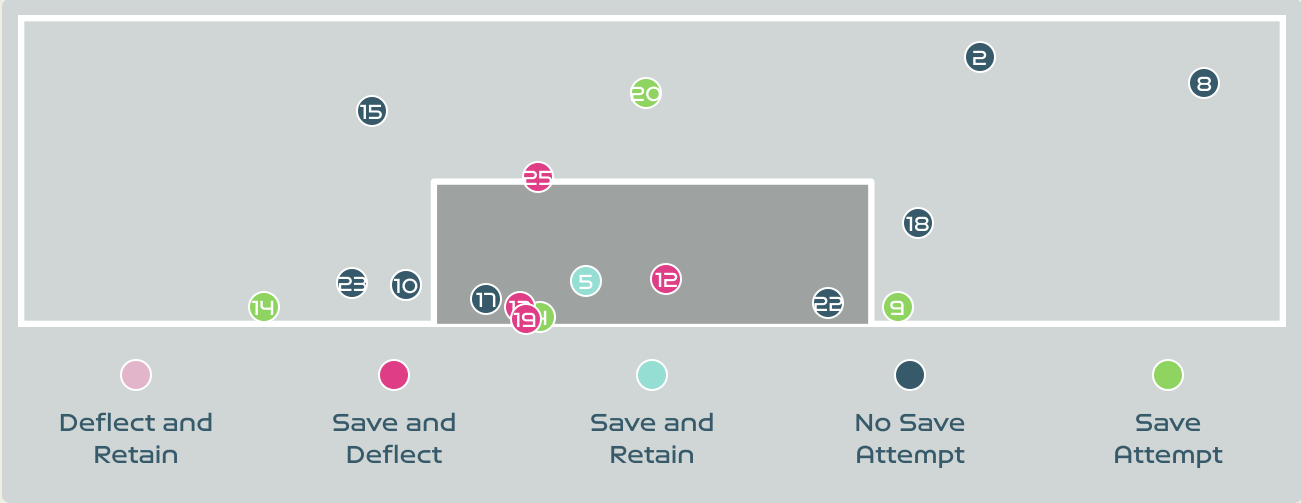
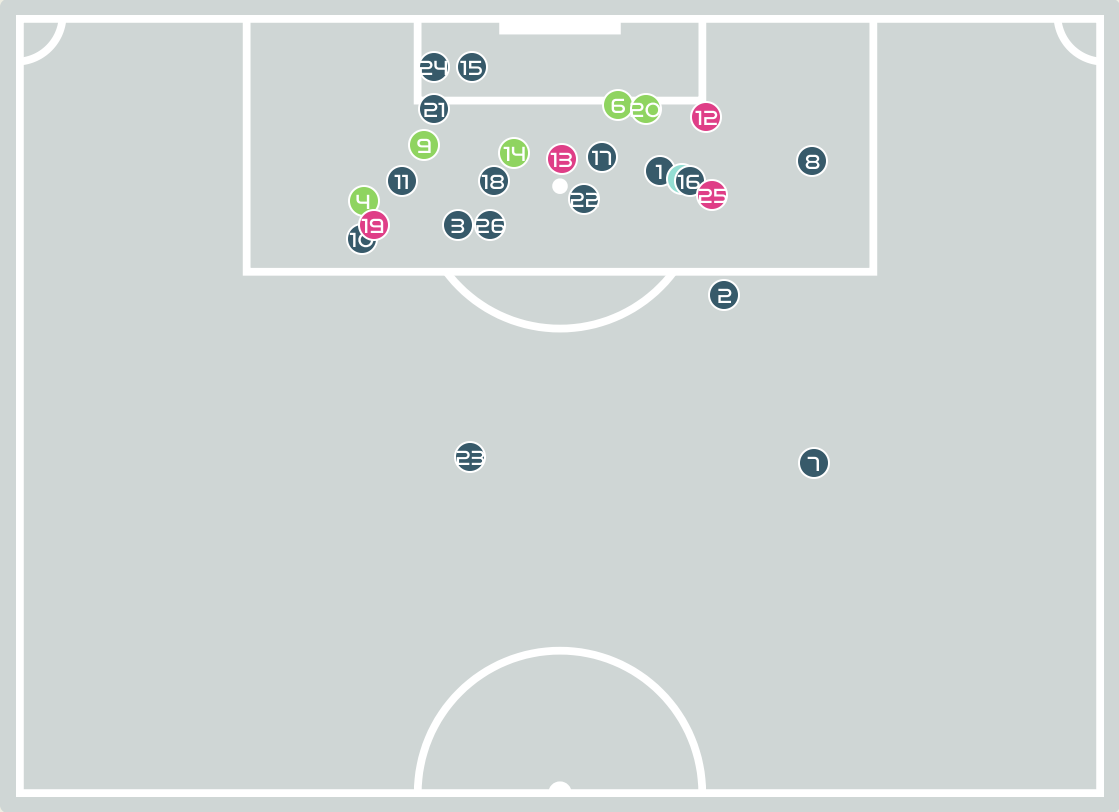


Goal Prevention



Total Attempts on Goal Faced	Total Goal Interventions	Save & Retain	Deflect & Retain	Save & Deflect	Save Attempt	No Save Attempt
0	0	0	0	0	0	0

Goal Prevention

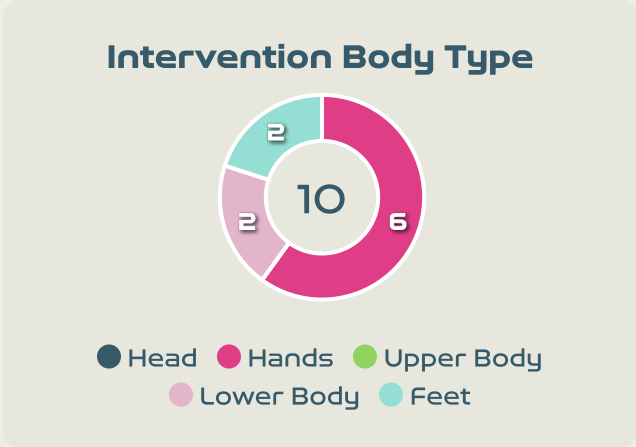
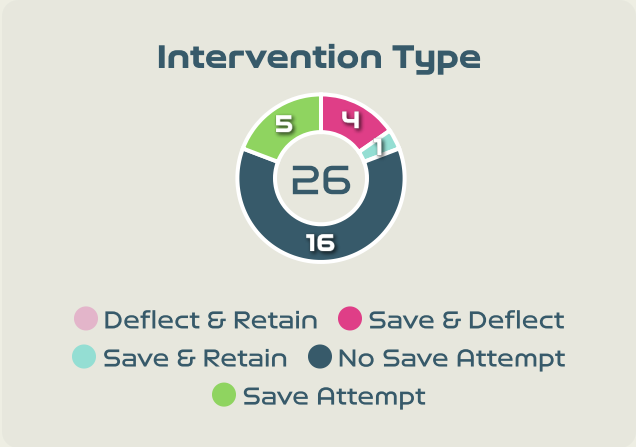


26

Total Attempts on Goal Faced

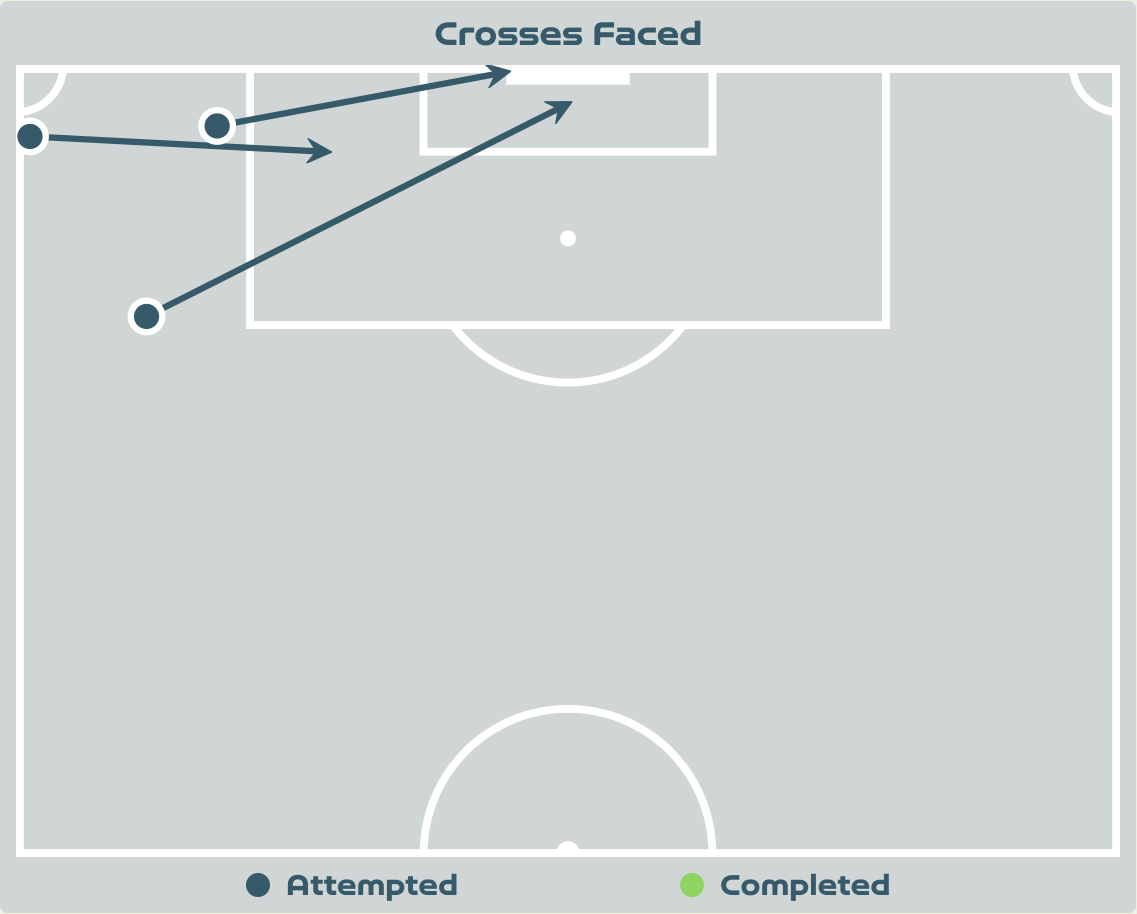

43

Save %



Total Attempts on Goal Faced	Total Goal Interventions	Save & Retain	Deflect & Retain	Save & Deflect	Save Attempt	No Save Attempt
26	5	1	0	4	5	16

# Aerial Control



Delivery Types Faced						
Total	In Swing	Out Swing	Driven	Lofted	Cutback	Push
3	0	1	0	2	0	0

# Aerial Control

Vietnam 

9  
Total Interventions

4  
Complete

4  
Punches

0  
Incomplete

1  
Complete

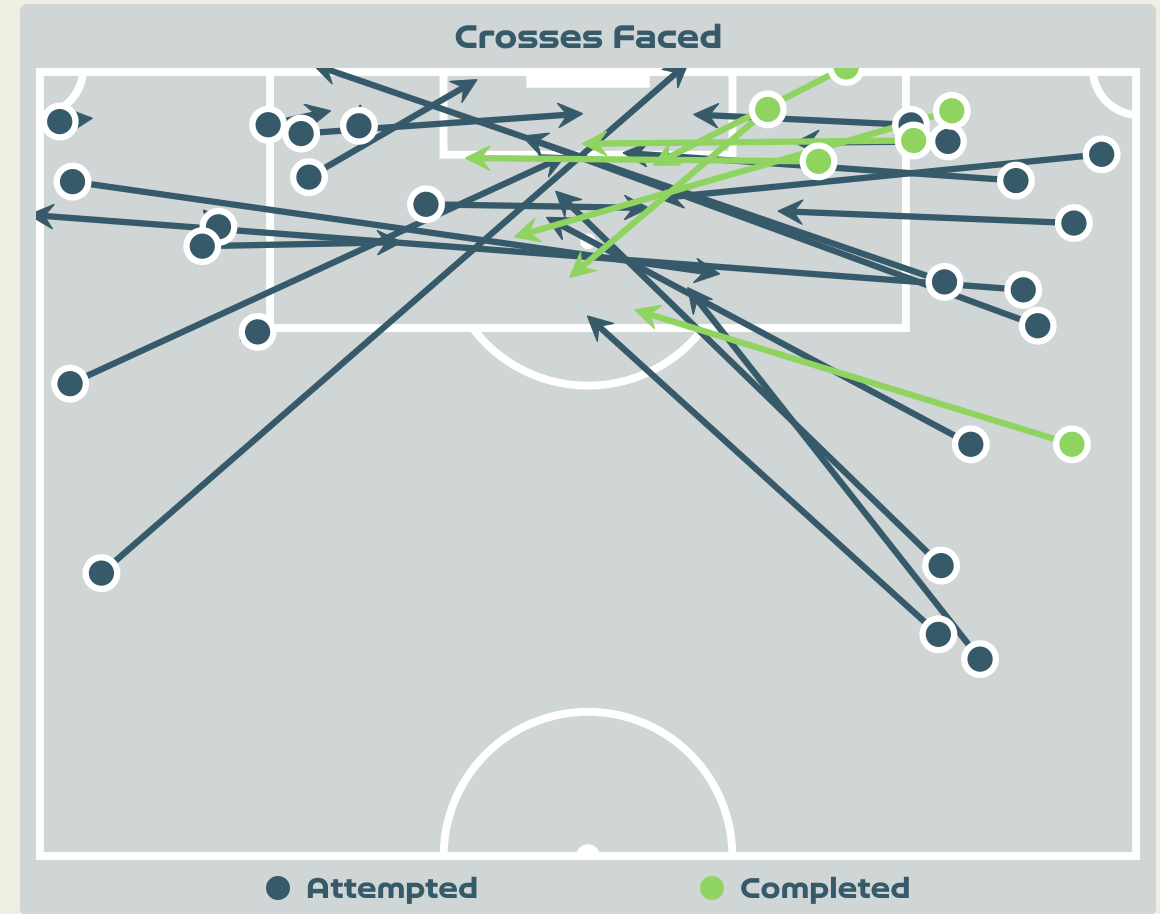
2  
Claims

1  
Incomplete

3  
Complete

3  
Tipped/Palmed

0  
Incomplete



## Delivery Types Faced

Total	In Swing	Out Swing	Driven	Lofted	Cutback	Push
41	1	7	2	21	2	8



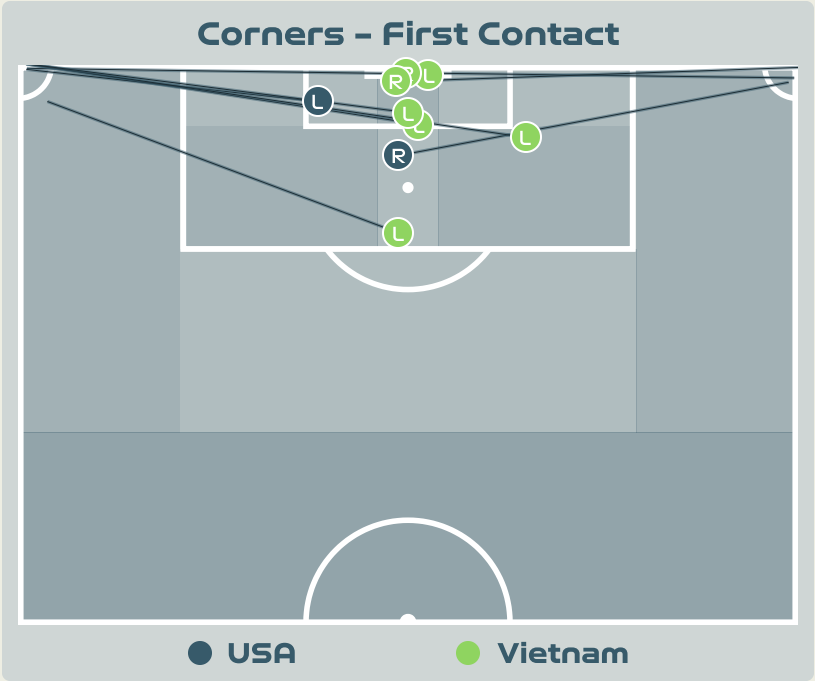

# SET PLAYS



USA v Vietnam



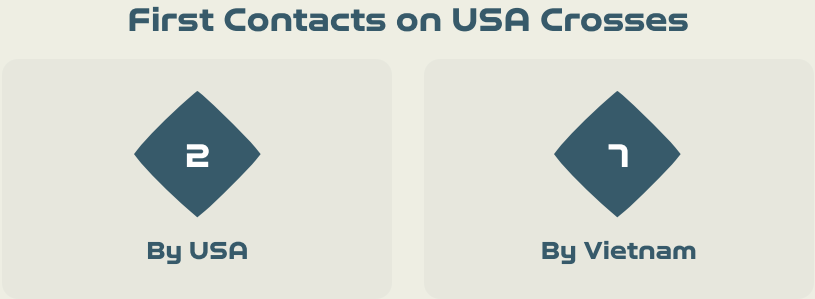
Set Plays - Corners



Delivery Type	From Left Side	From Right Side	Total
Direct to Area	6	2	8
Short	0	1	1
Edge of Penalty Area	0	0	0

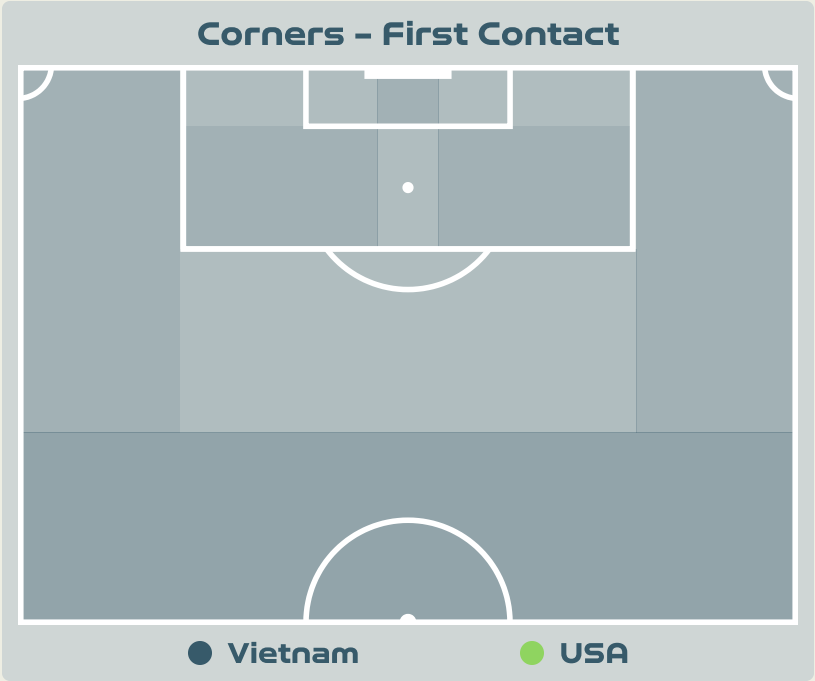
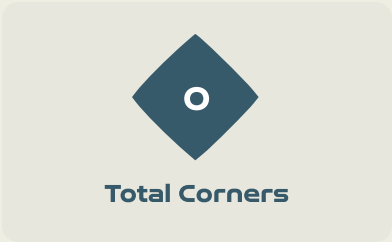
Delivery Style	Total
Inswing	0
Outswing	0
Driven	1

Free Kicks	
Type	Total
Direct	12
Direct (on target)	0
Direct (off target)	1
Indirect	0



Top 5 Player First Contacts		
Player	Team	Total
TRAN Thi Kim Thanh	Vietnam	3
ERTZ Julie	USA	1
MORGAN Alex	USA	1
LUONG Thi Thu Thuong	Vietnam	1
TRAN Thi Hai Linh	Vietnam	1

Set Plays - Corners



Delivery Type	From Left Side	From Right Side	Total
Direct to Area	0	0	0
Short	0	0	0
Edge of Penalty Area	0	0	0

Delivery Style	Total
Inswing	0
Outswing	0
Driven	0

Free Kicks	
Type	Total
Direct	13
Direct (on target)	0
Direct (off target)	0
Indirect	6



Top 5 Player First Contacts		
Player	Team	Total



# INDIVIDUAL DATA IN POSSESSION



USA v Vietnam



In Possession – Distributions



#	Player	Passes Attempted	Passes Completed	Pass Completion %	Switches of Play	Crosses Attempted	Crosses Completed	Line Breaks Attempted	Line Breaks Completed	Line Break Completion %	Ball Progressions	Take Ons	Step Ins	Attempts at Goal	Goals
1	NAEHER Alyssa	9	9	100%	0	0	0	3	3	100%	0	0	0	0	0
4	GIRMA Naomi	83	76	92%	0	0	0	18	13	72%	2	0	2	0	0
8	ERTZ Julie	70	65	93%	0	3	0	23	19	82%	1	0	1	4	0
9	DEMELO Savannah	14	13	93%	0	6	2	5	4	80%	1	0	1	2	0
10	HORAN Lindsey	55	42	76%	0	2	0	20	15	75%	5	3	2	5	1
11	SMITH Sophia	21	11	52%	0	5	1	4	2	50%	4	2	2	5	2
13	MORGAN Alex	15	12	80%	0	0	0	0	0	0%	1	1	0	4	0
17	SULLIVAN Andi	41	31	76%	0	4	1	9	5	55%	2	2	0	1	0
19	DUNN Crystal	41	36	88%	0	1	0	9	8	88%	0	0	0	0	0
20	RODMAN Trinity	9	7	78%	0	6	3	5	3	60%	8	4	4	0	0
23	FOX Emily	39	29	74%	0	4	1	14	10	71%	5	4	1	2	0
3	HUERTA Sofia	7	6	86%	0	2	0	0	0	0%	0	0	0	0	0
5	OHARA Kelley	15	11	73%	0	0	0	8	5	62%	0	0	0	0	0
7	THOMPSON Alyssa	6	4	67%	0	1	0	3	3	100%	1	0	1	0	0
15	RAPINOE Megan	18	15	83%	0	6	1	5	4	80%	2	2	0	2	0
16	LAVELLE Rose	17	14	82%	1	1	1	8	8	100%	2	0	2	1	0

# In Possession – Offers & Receptions



			Offer movement types						
#	Player	Total Offers	In Front	In Between	Out to In	In to Out	In Behind	No Movement	Offers Received
1	NAEHER Alyssa	5	0	0	0	0	0	5	1
4	GIRMA Naomi	50	1	0	0	0	0	49	30
8	ERTZ Julie	10	2	0	0	0	0	8	5
9	DEMELO Savannah	53	14	27	0	3	4	5	5
10	HORAN Lindsey	116	32	36	6	5	18	19	46
11	SMITH Sophia	52	3	21	4	5	14	5	15
13	MORGAN Alex	18	0	3	1	1	11	2	4
17	SULLIVAN Andi	42	24	4	0	1	1	12	12
19	DUNN Crystal	39	16	2	0	0	3	18	11
20	RODMAN Trinity	42	0	3	2	0	28	9	6
23	FOX Emily	31	10	4	0	2	10	5	7
3	HUERTA Sofia	10	2	0	0	0	1	7	4
5	OHARA Kelley	11	4	1	0	0	2	4	6
7	THOMPSON Alyssa	23	3	3	0	3	10	4	3
15	RAPINOE Megan	25	2	5	2	0	11	5	12
16	LAVELLE Rose	34	3	9	4	2	15	1	10

In Possession - Distributions



#	Player	Passes Attempted	Passes Completed	Pass Completion %	Switches of Play	Crosses Attempted	Crosses Completed	Line Breaks Attempted	Line Breaks Completed	Line Break Completion %	Ball Progressions	Take Ons	Step Ins	Attempts at Goal	Goals
14	TRAN Thi Kim Thanh	29	9	31%	0	0	0	18	3	16%	0	0	0	0	0
2	LUONG Thi Thu Thuong	13	5	38%	0	0	0	6	1	16%	0	0	0	0	0
4	TRAN Thi Thu	25	15	60%	0	0	0	12	5	41%	0	0	0	0	0
5	HOANG Thi Loan	30	17	57%	0	0	0	13	4	30%	1	0	1	0	0
7	NGUYEN Thi Tuyet Dung	6	2	33%	0	0	0	2	2	100%	0	0	0	0	0
9	HUYNH Nhu	15	12	80%	0	0	0	1	1	100%	0	0	0	0	0
10	TRAN Thi Hai Linh	20	15	75%	0	0	0	1	0	0%	1	1	0	0	0
11	THAI Thi Thao	35	22	63%	0	2	0	15	6	40%	0	0	0	0	0
13	LE Thi Diem My	20	12	60%	0	0	0	10	4	40%	0	0	0	0	0
17	TRAN Thi Thu Thao	30	16	53%	0	0	0	10	6	60%	0	0	0	0	0
23	NGUYEN Thi Bich Thuy	9	6	67%	0	0	0	3	2	66%	3	1	2	0	0
3	CHUONG Thi Kieu	5	5	100%	0	0	0	1	1	100%	0	0	0	0	0
12	PHAM Hai Yen	8	6	75%	0	0	0	1	0	0%	1	1	0	0	0
16	DUONG Thi Van	2	1	50%	0	0	0	1	0	0%	0	0	0	0	0
21	NGAN Thi Van Su	9	3	33%	0	0	0	3	0	0%	2	2	0	0	0
22	NGUYEN Thi My Anh	4	3	75%	0	1	0	2	2	100%	1	0	1	0	0

In Possession – Offers & Receptions



			Offer movement types						
#	Player	Total Offers	In Front	In Between	Out to In	In to Out	In Behind	No Movement	Offers Received
14	TRAN Thi Kim Thanh	0	0	0	0	0	0	0	0
2	LUONG Thi Thu Thuong	3	0	0	0	0	0	3	2
4	TRAN Thi Thu	6	1	0	0	0	0	5	2
5	HOANG Thi Loan	14	7	0	0	0	0	7	7
7	NGUYEN Thi Tuyet Dung	16	1	2	3	1	5	4	3
9	HUYNH Nhu	31	2	15	2	0	10	2	8
10	TRAN Thi Hai Linh	53	21	16	2	3	1	10	6
11	THAI Thi Thao	40	19	14	0	1	3	3	13
13	LE Thi Diem My	3	1	0	0	0	0	2	1
17	TRAN Thi Thu Thao	6	3	0	0	0	0	3	3
23	NGUYEN Thi Bich Thuy	26	5	8	2	2	5	4	6
3	CHUONG Thi Kieu	1	0	0	0	0	0	1	1
12	PHAM Hai Yen	10	1	4	0	3	2	0	2
16	DUONG Thi Van	4	1	1	0	2	0	0	2
21	NGAN Thi Van Su	20	6	3	0	1	3	7	6
22	NGUYEN Thi My Anh	2	0	0	0	0	2	0	0



# INDIVIDUAL DATA OUT OF POSSESSION



USA v Vietnam



Out of Possession



#	Player	Tackles Made / Won	Blocks	Interceptions	Pressing Direct	Pressing Indirect	Duels Won - Aerial	Duels Won - Physical	Possession Contests won	Clearances	Loose Ball Receptions	Pushing On	Pushing On into Pressing	Possession Regains	Possession Interrupted
1	NAEHER Alyssa	0 / 0	0	0	0	0	0	0	0	0	1	0	0	1	0
4	GIRMA Naomi	1 / 1	0	0	2	0	1	0	1	2	10	7	2	2	1
8	ERTZ Julie	0 / 0	1	0	0	0	3	0	3	11	8	1	0	5	7
9	DEMELO Savannah	4 / 3	2	0	3	6	0	0	0	0	11	14	5	3	1
10	HORAN Lindsey	2 / 2	6	3	3	12	7	0	8	3	13	22	7	10	5
11	SMITH Sophia	3 / 1	2	1	5	15	0	0	2	0	9	14	7	4	3
13	MORGAN Alex	0 / 0	3	2	0	7	1	0	3	0	4	12	5	3	1
17	SULLIVAN Andi	3 / 0	4	3	5	7	4	0	5	4	12	16	2	10	4
19	DUNN Crystal	4 / 1	4	0	6	4	4	0	4	0	9	13	6	6	2
20	RODMAN Trinity	6 / 1	4	0	4	12	3	0	5	2	2	15	6	4	3
23	FOX Emily	1 / 0	1	3	1	4	2	0	3	3	12	6	0	8	2
3	HUERTA Sofia	0 / 0	0	0	0	0	0	0	0	0	2	1	0	0	0
5	OHARA Kelley	1 / 1	1	1	0	1	0	0	0	0	1	4	1	2	0
7	THOMPSON Alyssa	1 / 1	0	0	1	1	0	0	0	0	2	6	1	1	0
15	RAPINOE Megan	1 / 0	4	0	1	4	0	0	0	0	3	4	4	0	3
16	LAVELLE Rose	0 / 0	0	1	0	5	4	0	4	2	2	3	2	3	1

Out of Possession



#	Player	Tackles Made / Won	Blocks	Interceptions	Pressing Direct	Pressing Indirect	Duels Won - Aerial	Duels Won - Physical	Possession Contests won	Clearances	Loose Ball Receptions	Pushing On	Pushing On into Pressing	Possession Regains	Possession Interrupted
14	TRAN Thi Kim Thanh	0 / 0	0	0	0	0	0	0	0	0	1	0	0	7	0
2	LUONG Thi Thu Thuong	1 / 1	3	0	3	11	0	0	0	7	2	15	4	3	6
4	TRAN Thi Thu	8 / 1	4	0	4	12	2	0	2	15	2	29	6	6	15
5	HOANG Thi Loan	9 / 2	2	1	18	20	1	0	2	1	1	45	16	6	4
7	NGUYEN Thi Tuyet Dung	2 / 0	2	0	2	12	1	0	2	0	4	13	3	1	2
9	HUYNH Nhu	1 / 0	1	0	1	37	0	0	3	0	3	33	20	0	1
10	TRAN Thi Hai Linh	5 / 1	1	0	13	25	1	0	2	6	7	44	13	4	4
11	THAI Thi Thao	10 / 0	1	1	8	50	2	0	5	6	12	45	22	7	9
13	LE Thi Diem My	5 / 1	8	0	11	13	2	0	2	10	5	17	6	7	13
17	TRAN Thi Thu Thao	8 / 3	8	1	8	17	0	0	1	7	3	36	15	7	12
23	NGUYEN Thi Bich Thuy	5 / 1	0	0	3	25	0	0	0	1	7	23	13	2	2
3	CHUONG Thi Kieu	0 / 0	1	0	1	2	1	0	1	8	0	3	1	1	5
12	PHAM Hai Yen	3 / 2	0	0	2	9	2	0	2	1	1	6	2	2	1
16	DUONG Thi Van	1 / 0	0	0	3	8	0	0	0	1	0	5	2	0	1
21	NGAN Thi Van Su	1 / 0	2	0	3	10	1	0	1	2	5	18	4	2	3
22	NGUYEN Thi My Anh	2 / 1	1	0	2	8	1	0	1	1	1	13	5	1	3



# INDIVIDUAL DATA PHYSICAL



USA v Vietnam



Physical Data



#	Player	Total Distance (m)	Zone 1: 0-7 km/h (m)	Zone 2: 7-13km/h (m)	Zone 3: 13-19km/h (m)	Zone 4: 19-23km/h (m)	Zone 5: 23+ km/h (m)	High Speed Runs (Zone 4)	Sprints (Zone 5)	Top Speed (km/h)
1	NAEHER Alyssa	3181.8	2575.0	422.5	127.6	10.5	46.1	15.0	2.0	29.8
4	GIRMA Naomi	8339.8	3568.6	3049.0	1216.8	297.7	207.7	119.0	37.0	30.9
8	ERTZ Julie	8263.3	3610.2	2862.4	1361.0	338.8	90.9	125.0	33.0	31.3
9	DEMELO Savannah	6322.0	2165.3	2477.6	1191.1	271.8	216.2	113.0	38.0	32.8
10	HORAN Lindsey	10823.9	3753.7	3676.9	2487.3	477.3	427.5	224.0	64.0	32.0
11	SMITH Sophia	9903.0	3462.1	3410.6	2110.3	564.5	354.5	192.0	77.0	31.9
13	MORGAN Alex	5287.3	2339.6	1620.0	882.5	291.3	153.9	81.0	37.0	32.5
17	SULLIVAN Andi	9827.5	3613.6	3907.4	1822.0	385.2	99.3	155.0	37.0	29.7
19	DUNN Crystal	7810.8	2965.0	2683.8	1607.5	311.7	242.9	133.0	40.0	31.4
20	RODMAN Trinity	7771.1	2819.4	2370.2	1516.1	616.2	449.2	137.0	71.0	32.1
23	FOX Emily	9601.7	2725.0	3764.8	2235.3	481.0	395.6	187.0	66.0	32.8
3	HUERTA Sofia	1998.4	527.4	689.5	628.1	117.5	36.2	47.0	8.0	28.3
5	OHARA Kelley	1810.2	479.3	553.0	613.3	108.6	55.9	51.0	11.0	28.3
7	THOMPSON Alyssa	2982.2	684.7	1165.5	754.2	280.0	98.1	65.0	32.0	28.0
15	RAPINOE Megan	3926.2	1459.0	1273.3	947.4	191.6	55.0	73.0	20.0	27.1
16	LAVELLE Rose	4414.5	1294.8	1497.0	1102.3	346.1	174.4	92.0	28.0	30.1

Physical Data



#	Player	Total Distance (m)	Zone 1: 0-7 km/h (m)	Zone 2: 7-13km/h (m)	Zone 3: 13-19km/h (m)	Zone 4: 19-23km/h (m)	Zone 5: 23+ km/h (m)	High Speed Runs (Zone 4)	Sprints (Zone 5)	Top Speed (km/h)
14	TRAN Thi Kim Thanh	2871.9	2385.4	390.6	78.4	17.5	0	14.0	2.0	27.0
2	LUONG Thi Thu Thuong	4701.1	2314.8	1570.6	634.6	134.5	46.1	66.0	16.0	32.5
4	TRAN Thi Thu	8332.2	3625.3	2858.8	1377.3	383.3	86.7	132.0	38.0	30.5
5	HOANG Thi Loan	9617.2	3778.6	3231.4	1792.6	570.3	244.3	166.0	73.0	31.1
7	NGUYEN Thi Tuyet Dung	4792.3	1866.6	1468.8	922.0	364.2	170.6	81.0	41.0	32.8
9	HUYNH Nhu	7487.2	2869.1	2437.1	1477.2	399.1	304.7	136.0	52.0	31.0
10	TRAN Thi Hai Linh	8664.2	3318.4	3150.3	1638.4	402.0	155.1	150.0	52.0	29.7
11	THAI Thi Thao	9780.3	3964.9	3371.3	1807.4	467.5	169.2	172.0	52.0	31.8
13	LE Thi Diem My	7929.8	3512.9	2689.0	1365.5	257.7	104.7	139.0	31.0	31.4
17	TRAN Thi Thu Thao	9258.4	3757.1	3181.2	1763.7	393.5	162.9	169.0	50.0	31.5
23	NGUYEN Thi Bich Thuy	6180.1	2507.3	1908.4	1193.4	315.8	254.6	128.0	47.0	31.4
3	CHUONG Thi Kieu	2866.0	1698.9	754.6	345.3	59.6	7.5	32.0	5.0	24.5
12	PHAM Hai Yen	2626.7	896.5	935.9	671.1	59.6	63.6	50.0	9.0	30.0
16	DUONG Thi Van	1351.7	327.5	579.7	387.5	56.9	0	31.0	7.0	23.0
21	NGAN Thi Van Su	5332.1	1745.7	2239.5	1133.1	133.8	80.0	99.0	13.0	30.4
22	NGUYEN Thi My Anh	4219.8	1481.2	1401.0	949.5	280.2	108.0	77.0	25.0	29.6

