



Canada 2 - 1 Republic of Ireland

Group B - Match 19
26 July 2023
20:00 Kick Off
Perth Oval

POST MATCH SUMMARY REPORT

Match Summary - Teams



Canada



Republic of Ireland

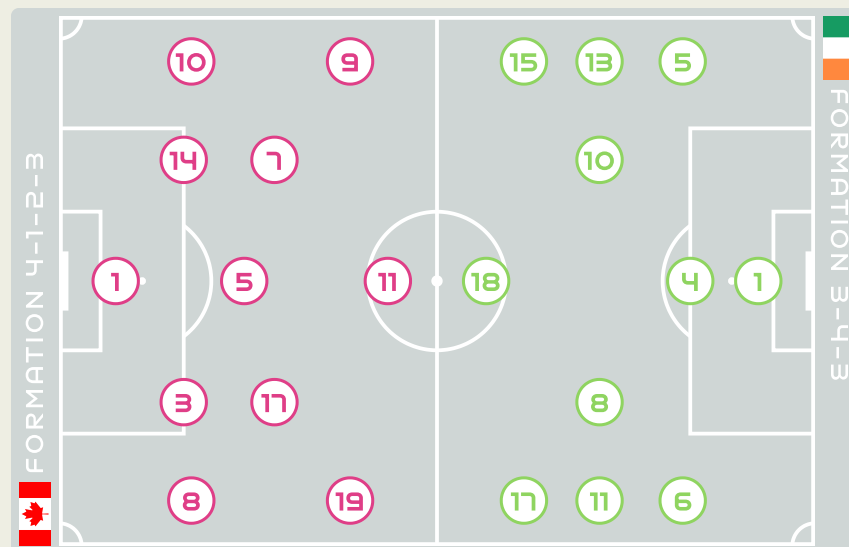


STARTING

| | | | | |
|----|----|--------------------|-----|-------|
| 1 | GK | SHERIDAN Kailen | | |
| 3 | DF | BUCHANAN Kadeisha | 36' | 46' |
| 5 | MF | QUINN | | |
| 7 | MF | GROSSO Julia | | 46' |
| 8 | DF | RIVIERE Jayde | | 90+4' |
| 9 | FW | HUITEMA Jordyn | | |
| 10 | DF | LAWRENCE Ashley | | |
| 11 | FW | VIENS Evelyne | | 46' |
| 14 | DF | GILLES Vanessa | 61' | |
| 17 | MF | FLEMING Jessie (C) | | |
| 19 | FW | LEON Adriana | 53' | 59' |

SUBSTITUTES

| | | | | |
|----|----|--------------------|--|-------|
| 18 | GK | DANGELO Sabrina | | |
| 22 | GK | PROULX Lysianne | | |
| 2 | DF | CHAPMAN Allysha | | 90+4' |
| 4 | DF | ZADORSKY Shelina | | 46' |
| 6 | FW | ROSE Deanne | | |
| 12 | FW | SINCLAIR Christine | | 46' |
| 13 | MF | SCHMIDT Sophie | | 46' |
| 15 | FW | PRINCE Nichelle | | |
| 16 | DF | CARLE Gabrielle | | |
| 20 | FW | LACASSE Cloe | | 59' |
| 21 | MF | AWUJO Simi | | |
| 23 | FW | SMITH Olivia | | |



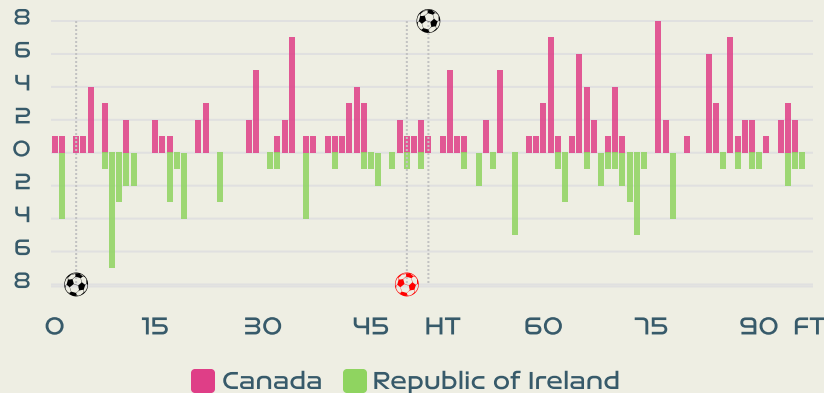
STARTING

| | | | | |
|-------------------|----|----|-----|-----|
| BROSNAN Courtney | GK | 1 | | |
| QUINN Louise | DF | 4 | | |
| FAHEY Niamh | DF | 5 | | |
| CONNOLLY Megan | MF | 6 | | |
| LITTLEJOHN Ruesha | MF | 8 | | |
| OSULLIVAN Denise | MF | 10 | | |
| (C) McCABE Katie | MF | 11 | 98' | 4' |
| OGORMAN Aine | DF | 13 | | 58' |
| QUINN Lucy | MF | 15 | | 46' |
| FARRELLY Sinead | MF | 17 | | 65' |
| CARUSA Kyra | FW | 18 | | 65' |

SUBSTITUTES

| | | | | |
|------------------|----|----|--|-----|
| MOLONEY Grace | GK | 16 | | |
| WALSH Megan | GK | 23 | | |
| ORIORDAN Claire | DF | 2 | | |
| MUSTAKI Chloe | MF | 3 | | |
| CALDWELL Diane | DF | 7 | | |
| BARRETT Amber | FW | 9 | | 65' |
| AGG Lily | MF | 12 | | 65' |
| PAYNE Heather | FW | 14 | | |
| LARKIN Abbie | FW | 19 | | 46' |
| SHEVA Marissa | MF | 20 | | 58' |
| GRANT Ciara | MF | 21 | | |
| ATKINSON Isibéal | MF | 22 | | 65' |

Distribution in the Final Third



Match Summary - Key Statistics



Republic of Ireland



Possession

| Total | 50.4% | 17% | 32.6% | Total |
|-----------|--|-----|-------|-----------|
| 2 | Goals | | | 1 |
| 16 (7) | Attempts at Goal (On Target) | | | 13 (5) |
| 510 (406) | Total Passes (Complete) | | | 310 (209) |
| 80 % | Pass Completion % | | | 67 % |
| 66 | Completed Line Breaks | | | 59 |
| 10 | Defensive Line Breaks | | | 4 |
| 113 | Receptions in the Final Third | | | 71 |
| 19 | Crosses | | | 17 |
| 25 | Ball Progressions | | | 22 |
| 225 (66) | Defensive Pressures Applied (Direct Pressures) | | | 241 (56) |
| 88 | Forced Turnovers | | | 86 |
| 94 | Second Balls | | | 88 |
| 114.1 km | Total Distance Covered | | | 115.9 km |
| 5.7 km | Zone 4 - Low Speed Sprinting: 19-23km/h | | | 5.2 km |



Canada

Phases of Play

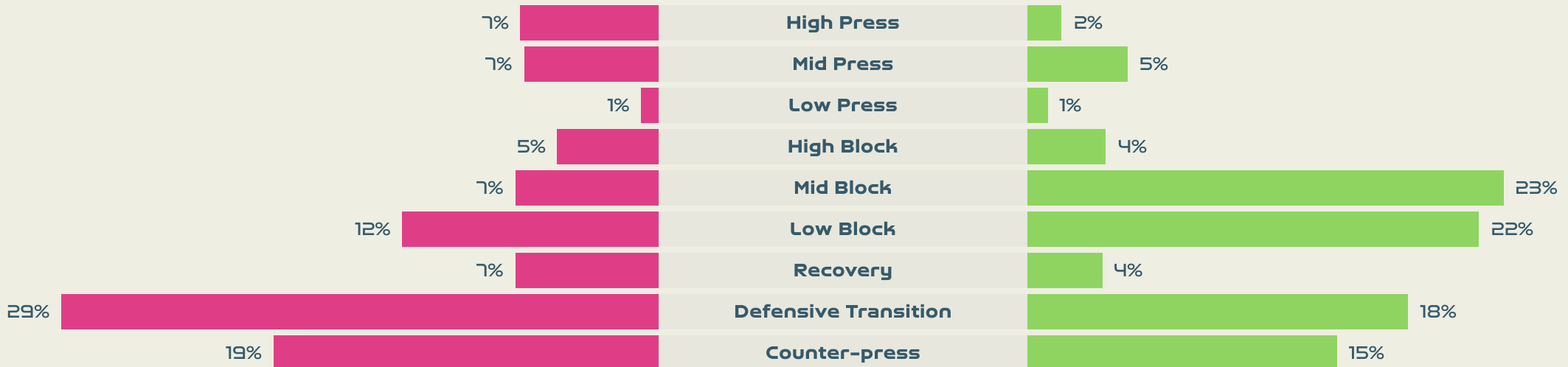
Republic of Ireland



IN POSSESSION



OUT OF POSSESSION





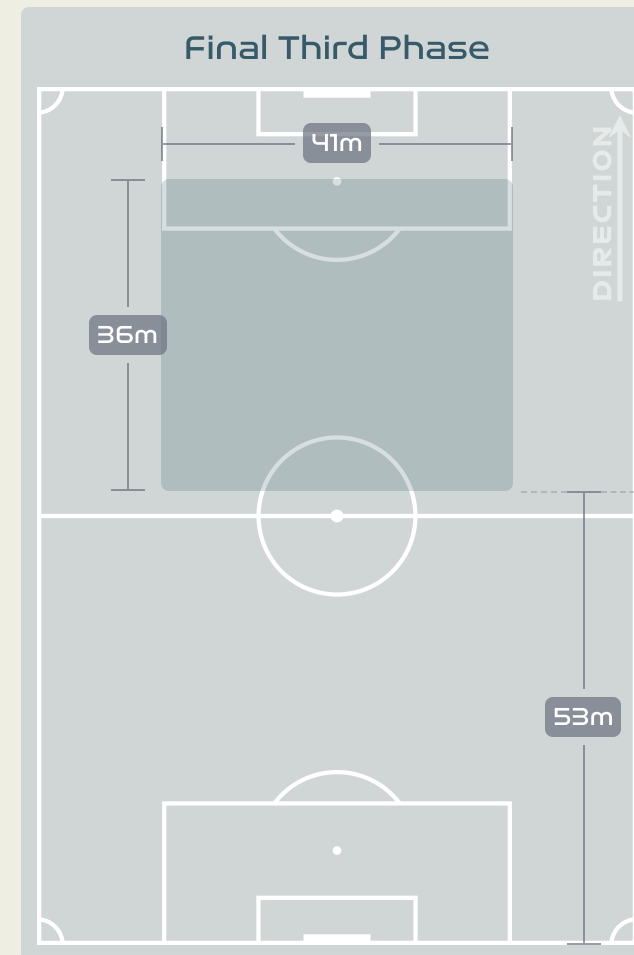
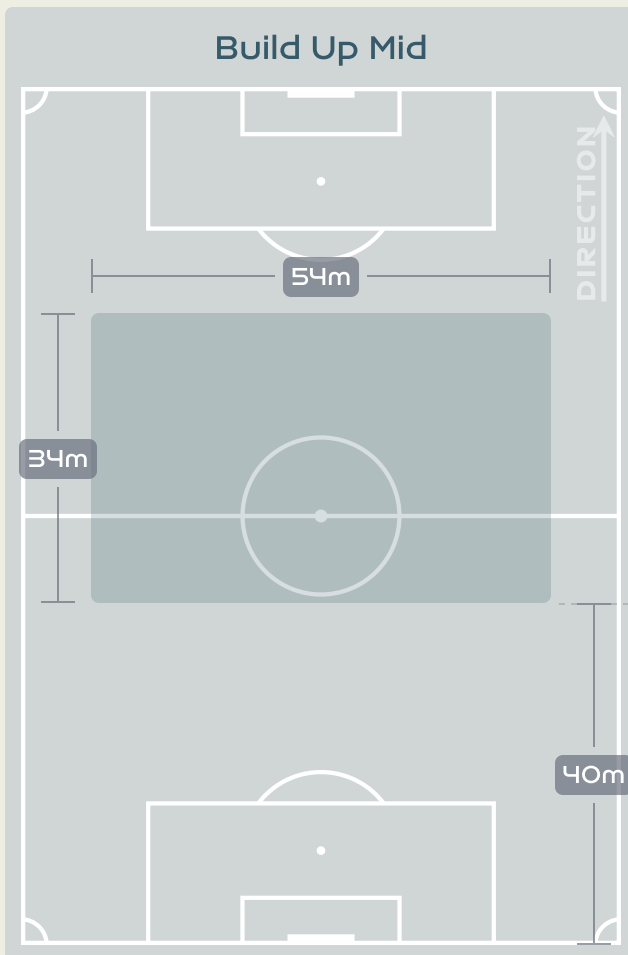
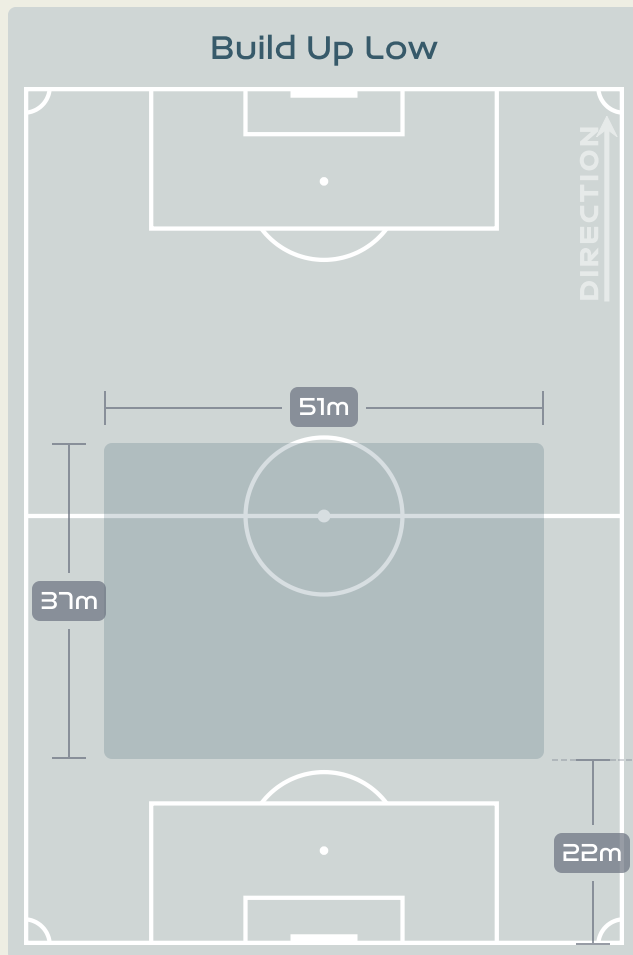
IN POSSESSION



Canada v Republic of Ireland

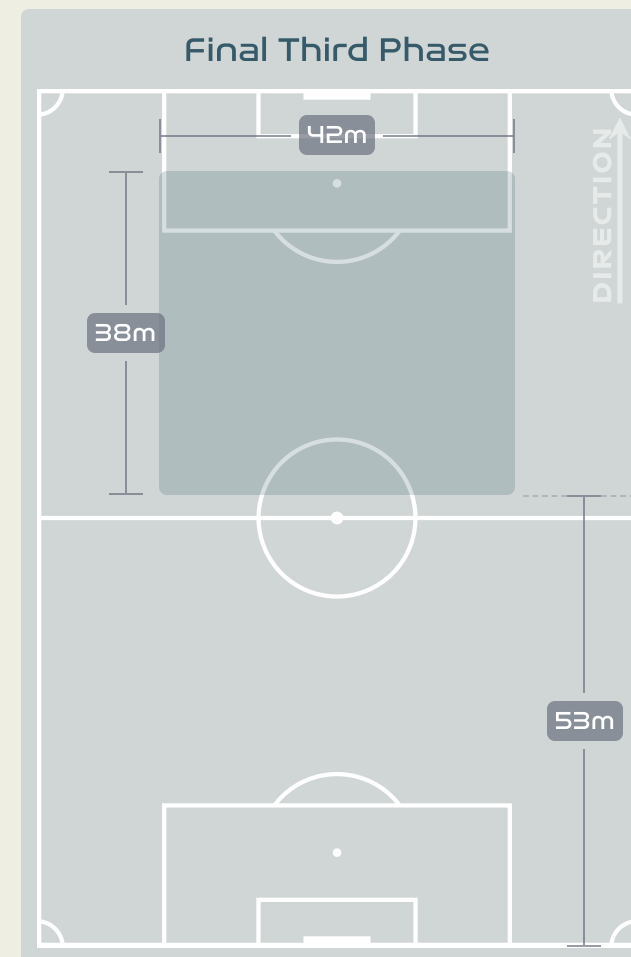
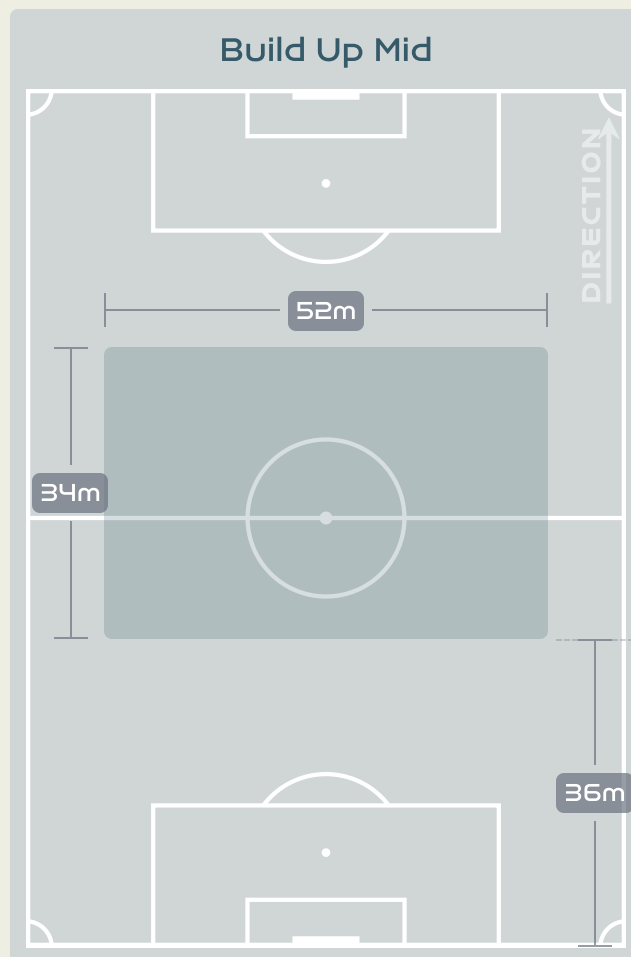
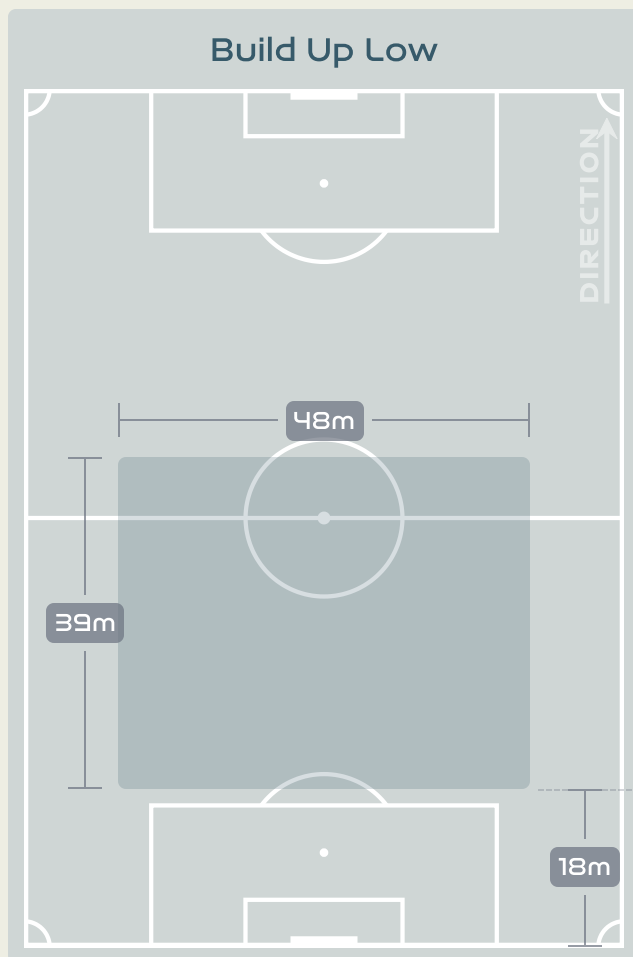


In Possession Line Height & Team Length



In Possession Line Height & Team Length

Republic of Ireland



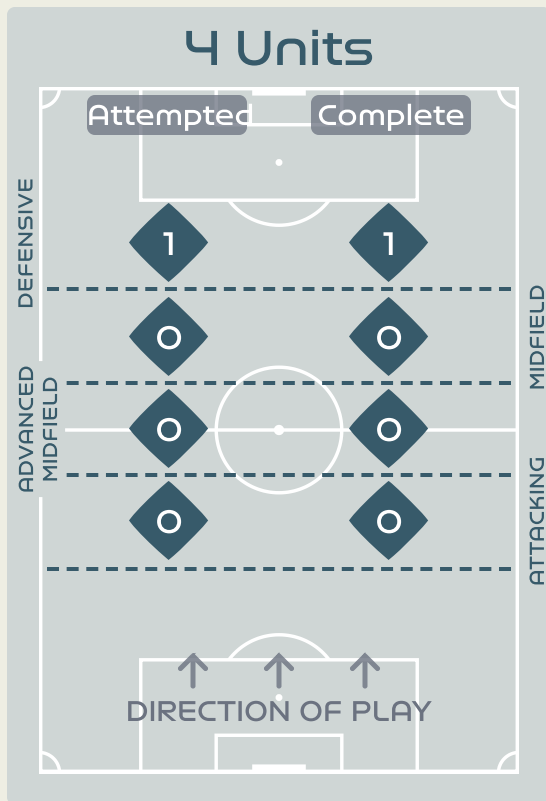
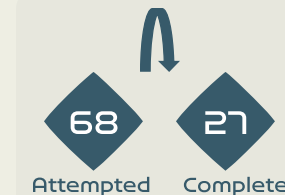
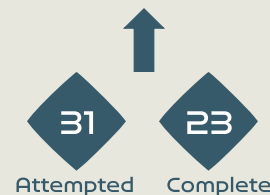
Line Breaks



Canada

Attempted Line Breaks

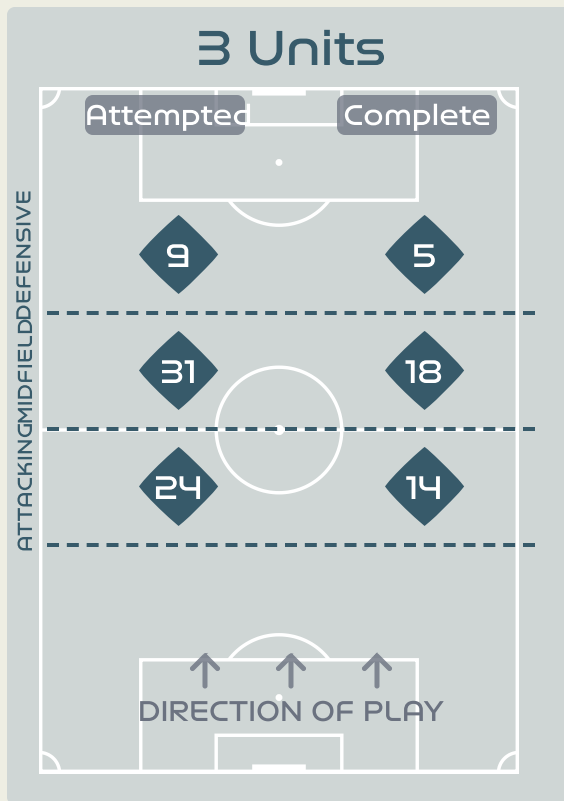
118



Attempted Line Breaks 1

Inside Shape 0

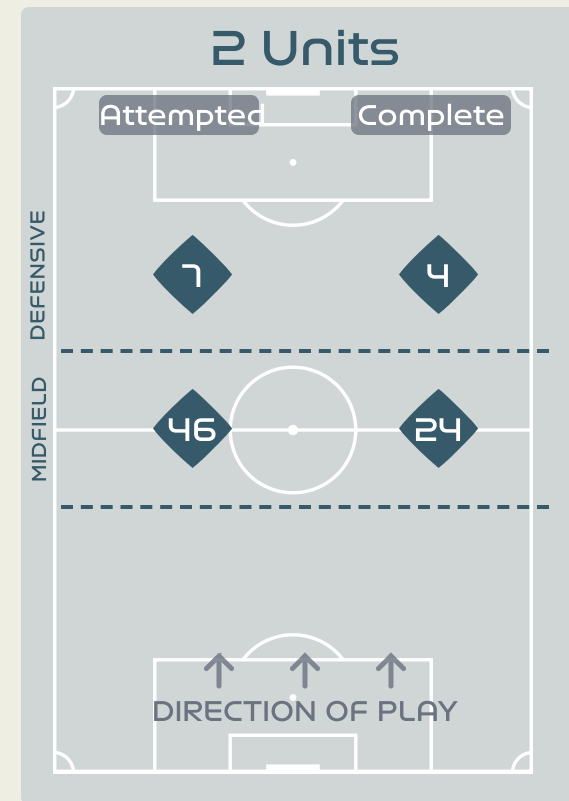
Outside Shape 1



Attempted Line Breaks 64

Inside Shape 44

Outside Shape 20



Attempted Line Breaks 53

Inside Shape 40

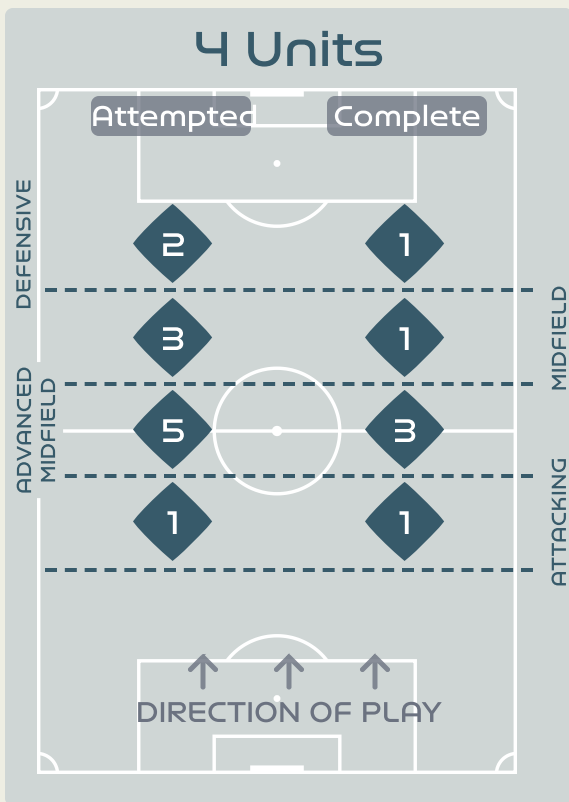
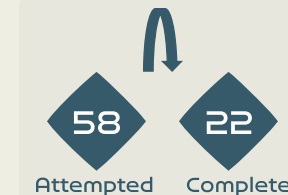
Outside Shape 13

Line Breaks



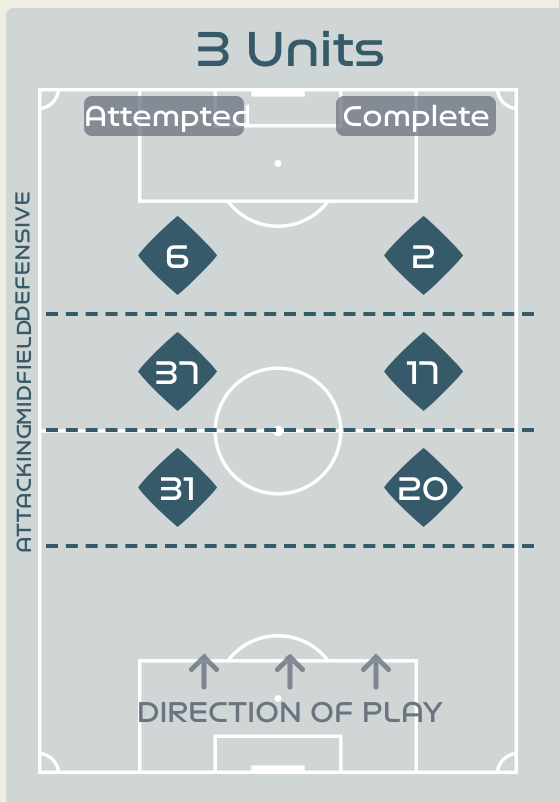
Attempted Line Breaks

113



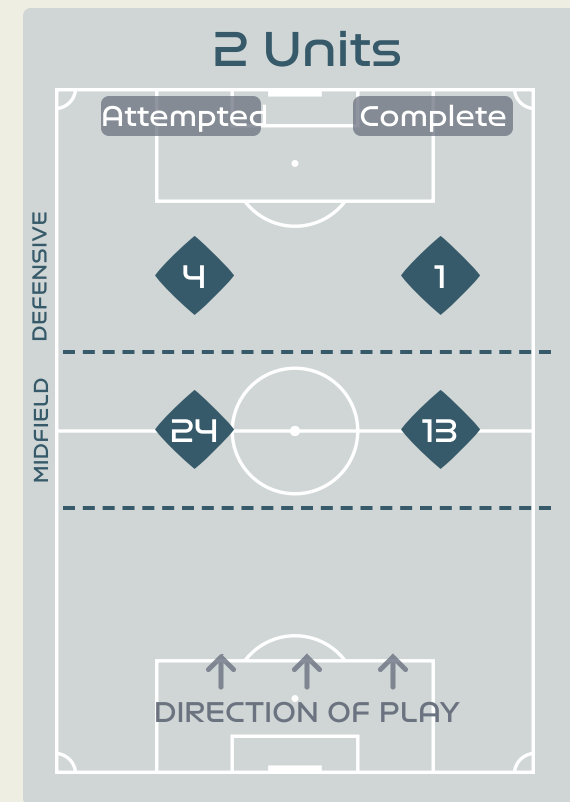
Attempted Line Breaks **11**

| | |
|---------------|---|
| Inside Shape | 8 |
| Outside Shape | 3 |



Attempted Line Breaks **74**

| | |
|---------------|----|
| Inside Shape | 52 |
| Outside Shape | 22 |



Attempted Line Breaks **28**

| | |
|---------------|----|
| Inside Shape | 20 |
| Outside Shape | 8 |

Line Breaks



| | | | | | 4 Units | | | | 3 Units | | | 2 Units | | Direction | | | Distribution Type | | |
|----|--------------------|-----------------------|-----------------------|-------------------------|----------------|-------------------------|---------------|----------------|----------------|---------------|----------------|---------------|----------------|-----------|--------|------|-------------------|-------|------------------|
| # | Player | Line Breaks Attempted | Line Breaks Completed | Line Break Completion % | Attacking Line | Attacking Midfield Line | Midfield Line | Defensive Line | Attacking Line | Midfield Line | Defensive Line | Midfield Line | Defensive Line | Through | Around | Over | Pass | Cross | Ball Progression |
| 1 | SHERIDAN Kailen | 18 | 5 | 27% | 0 | 0 | 0 | 0 | 5 | 8 | 1 | 4 | 0 | 1 | 0 | 17 | 18 | 0 | 0 |
| 3 | BUCHANAN Kadeisha | 7 | 4 | 57% | 0 | 0 | 0 | 0 | 0 | 1 | 0 | 5 | 1 | 0 | 2 | 5 | 7 | 0 | 0 |
| 5 | QUINN | 17 | 12 | 70% | 0 | 0 | 0 | 0 | 2 | 4 | 1 | 9 | 1 | 9 | 3 | 5 | 17 | 0 | 0 |
| 7 | GROSSO Julia | 4 | 2 | 50% | 0 | 0 | 0 | 0 | 1 | 0 | 1 | 2 | 0 | 2 | 0 | 2 | 4 | 0 | 0 |
| 8 | RIVIERE Jayde | 14 | 8 | 57% | 0 | 0 | 0 | 0 | 5 | 0 | 1 | 7 | 1 | 4 | 4 | 6 | 12 | 1 | 1 |
| 9 | HUITEMA Jordyn | 0 | 0 | 0% | 0 | 0 | 0 | 0 | 0 | 0 | 0 | 0 | 0 | 0 | 0 | 0 | 0 | 0 | 0 |
| 10 | LAWRENCE Ashley | 19 | 13 | 68% | 0 | 0 | 0 | 0 | 4 | 6 | 1 | 7 | 1 | 5 | 3 | 11 | 18 | 1 | 0 |
| 11 | VIENS Evelyne | 1 | 1 | 100% | 0 | 0 | 0 | 0 | 0 | 0 | 0 | 0 | 1 | 1 | 0 | 0 | 1 | 0 | 0 |
| 14 | GILLES Vanessa | 8 | 2 | 25% | 0 | 0 | 0 | 0 | 3 | 3 | 0 | 2 | 0 | 2 | 0 | 6 | 8 | 0 | 0 |
| 17 | FLEMING Jessie | 12 | 7 | 58% | 0 | 0 | 0 | 1 | 1 | 4 | 1 | 5 | 0 | 1 | 3 | 8 | 9 | 3 | 0 |
| 19 | LEON Adriana | 3 | 1 | 33% | 0 | 0 | 0 | 0 | 0 | 1 | 1 | 1 | 0 | 0 | 1 | 2 | 2 | 1 | 0 |
| 2 | CHAPMAN Allysha | 1 | 0 | 0% | 0 | 0 | 0 | 0 | 1 | 0 | 0 | 0 | 0 | 1 | 0 | 0 | 1 | 0 | 0 |
| 4 | ZADORSKY Shelina | 1 | 1 | 100% | 0 | 0 | 0 | 0 | 1 | 0 | 0 | 0 | 0 | 1 | 0 | 0 | 1 | 0 | 0 |
| 12 | SINCLAIR Christine | 4 | 4 | 100% | 0 | 0 | 0 | 0 | 0 | 1 | 2 | 1 | 0 | 0 | 1 | 3 | 4 | 0 | 0 |
| 13 | SCHMIDT Sophie | 7 | 5 | 71% | 0 | 0 | 0 | 0 | 1 | 3 | 0 | 2 | 1 | 3 | 1 | 3 | 7 | 0 | 0 |
| 20 | LACASSE Cloe | 2 | 1 | 50% | 0 | 0 | 0 | 0 | 0 | 0 | 0 | 1 | 1 | 1 | 1 | 0 | 1 | 0 | 1 |

Line Breaks

Republic of Ireland



| | | | | | 4 Units | | | | 3 Units | | | 2 Units | | Direction | | | Distribution Type | | |
|----|-------------------|-----------------------|-----------------------|-------------------------|----------------|-------------------------|---------------|----------------|----------------|---------------|----------------|---------------|----------------|-----------|--------|------|-------------------|-------|------------------|
| # | Player | Line Breaks Attempted | Line Breaks Completed | Line Break Completion % | Attacking Line | Attacking Midfield Line | Midfield Line | Defensive Line | Attacking Line | Midfield Line | Defensive Line | Midfield Line | Defensive Line | Through | Around | Over | Pass | Cross | Ball Progression |
| 1 | BROSNAN Courtney | 12 | 4 | 33% | 1 | 1 | 0 | 0 | 6 | 2 | 0 | 2 | 0 | 0 | 0 | 12 | 12 | 0 | 0 |
| 4 | QUINN Louise | 2 | 2 | 100% | 0 | 0 | 0 | 0 | 2 | 0 | 0 | 0 | 0 | 1 | 1 | 0 | 2 | 0 | 0 |
| 5 | FAHEY Niamh | 11 | 9 | 81% | 0 | 1 | 0 | 0 | 4 | 2 | 0 | 4 | 0 | 5 | 2 | 4 | 11 | 0 | 0 |
| 6 | CONNOLLY Megan | 11 | 3 | 27% | 0 | 0 | 2 | 0 | 4 | 2 | 1 | 2 | 0 | 1 | 1 | 9 | 11 | 0 | 0 |
| 8 | LITTLEJOHN Ruesha | 6 | 6 | 100% | 0 | 0 | 0 | 0 | 2 | 3 | 0 | 1 | 0 | 1 | 5 | 0 | 6 | 0 | 0 |
| 10 | OSULLIVAN Denise | 7 | 5 | 71% | 0 | 0 | 0 | 0 | 1 | 3 | 0 | 3 | 0 | 5 | 2 | 0 | 7 | 0 | 0 |
| 11 | McCABE Katie | 16 | 10 | 62% | 0 | 0 | 0 | 1 | 1 | 9 | 0 | 5 | 0 | 4 | 2 | 10 | 10 | 2 | 4 |
| 13 | OGORMAN Aine | 12 | 6 | 50% | 0 | 2 | 1 | 0 | 1 | 5 | 1 | 2 | 0 | 1 | 7 | 4 | 12 | 0 | 0 |
| 15 | QUINN Lucy | 2 | 2 | 100% | 0 | 0 | 0 | 0 | 1 | 0 | 0 | 1 | 0 | 0 | 0 | 2 | 2 | 0 | 0 |
| 17 | FARRELLY Sinead | 7 | 5 | 71% | 0 | 0 | 0 | 0 | 2 | 2 | 2 | 0 | 1 | 2 | 2 | 3 | 7 | 0 | 0 |
| 18 | CARUSA Kyra | 1 | 0 | 0% | 0 | 0 | 0 | 1 | 0 | 0 | 0 | 0 | 0 | 1 | 0 | 0 | 1 | 0 | 0 |
| 9 | BARRETT Amber | 2 | 0 | 0% | 0 | 0 | 0 | 0 | 0 | 0 | 0 | 0 | 2 | 0 | 1 | 1 | 1 | 0 | 1 |
| 12 | AGG Lily | 3 | 1 | 33% | 0 | 0 | 0 | 0 | 2 | 1 | 0 | 0 | 0 | 2 | 1 | 0 | 3 | 0 | 0 |
| 19 | LARKIN Abbie | 1 | 0 | 0% | 0 | 0 | 0 | 0 | 0 | 0 | 1 | 0 | 0 | 1 | 0 | 0 | 1 | 0 | 0 |
| 20 | SHEVA Marissa | 15 | 5 | 33% | 0 | 0 | 0 | 0 | 5 | 5 | 1 | 3 | 1 | 1 | 3 | 11 | 14 | 1 | 0 |
| 22 | ATKINSON Isibéal | 5 | 1 | 20% | 0 | 1 | 0 | 0 | 0 | 3 | 0 | 1 | 0 | 1 | 2 | 2 | 4 | 1 | 0 |

Passing Networks



| # | Passes From ↓ to → | SHERIDAN Kailen | BUCHANAN Kadeisha | QUINN | GROSSO Julia | RIVIERE Jayde | HUITEMA Jordyn | LAWRENCE Ashley | VIENS Evelyne | GILLES Vanessa | FLEMING Jessie | LEON Adriana | CHAPMAN Allysha | ZADORSKY Shelina | SINCLAIR Christine | SCHMIDT Sophie | LACASSE Cloe |
|----|--------------------|-----------------|-------------------|-------|--------------|---------------|----------------|-----------------|---------------|----------------|----------------|--------------|-----------------|------------------|--------------------|----------------|--------------|
| 1 | SHERIDAN Kailen | | 6 | 4 | 1 | 1 | 0 | 0 | 0 | 3 | 0 | 0 | 0 | 2 | 0 | 0 | 0 |
| 3 | BUCHANAN Kadeisha | 4 | | 6 | 1 | 11 | 0 | 0 | 0 | 14 | 2 | 0 | 0 | 0 | 0 | 0 | 0 |
| 5 | QUINN | 0 | 7 | | 4 | 12 | 2 | 3 | 0 | 4 | 9 | 4 | 0 | 3 | 3 | 2 | 2 |
| 7 | GROSSO Julia | 0 | 2 | 5 | | 0 | 3 | 2 | 0 | 7 | 0 | 0 | 0 | 0 | 0 | 0 | 0 |
| 8 | RIVIERE Jayde | 4 | 11 | 13 | 0 | | 0 | 0 | 0 | 3 | 2 | 1 | 0 | 0 | 2 | 1 | 2 |
| 9 | HUITEMA Jordyn | 0 | 0 | 0 | 0 | 0 | | 4 | 0 | 0 | 3 | 0 | 0 | 0 | 0 | 1 | 0 |
| 10 | LAWRENCE Ashley | 2 | 0 | 5 | 5 | 0 | 1 | | 0 | 9 | 4 | 0 | 0 | 3 | 2 | 2 | 0 |
| 11 | VIENS Evelyne | 0 | 0 | 1 | 0 | 0 | 2 | 0 | | 0 | 0 | 0 | 0 | 0 | 0 | 0 | 0 |
| 14 | GILLES Vanessa | 7 | 10 | 10 | 5 | 4 | 1 | 11 | 0 | | 0 | 0 | 1 | 3 | 0 | 0 | 0 |
| 17 | FLEMING Jessie | 2 | 2 | 3 | 1 | 8 | 2 | 6 | 0 | 4 | | 3 | 0 | 0 | 1 | 1 | 4 |
| 19 | LEON Adriana | 0 | 0 | 1 | 0 | 6 | 0 | 0 | 0 | 0 | 3 | | 0 | 0 | 0 | 0 | 0 |
| 2 | CHAPMAN Allysha | 0 | 0 | 0 | 0 | 0 | 0 | 0 | 0 | 0 | 0 | 0 | | 0 | 0 | 0 | 0 |
| 4 | ZADORSKY Shelina | 2 | 0 | 1 | 0 | 2 | 0 | 5 | 0 | 4 | 0 | 0 | 0 | | 0 | 2 | 0 |
| 12 | SINCLAIR Christine | 0 | 0 | 2 | 0 | 2 | 5 | 3 | 0 | 0 | 2 | 1 | 0 | 0 | | 2 | 3 |
| 13 | SCHMIDT Sophie | 0 | 0 | 3 | 0 | 3 | 0 | 2 | 0 | 0 | 3 | 1 | 0 | 1 | 2 | | 2 |
| 20 | LACASSE Cloe | 0 | 0 | 2 | 0 | 1 | 0 | 0 | 0 | 0 | 3 | 0 | 0 | 0 | 3 | 1 | |

| Top 5 Player to Player Passers | | |
|--------------------------------|-------------------|------------------------|
| Player | Passed To | % of Total Team Passes |
| BUCHANAN Kadeisha | GILLES Vanessa | 3.7% |
| RIVIERE Jayde | QUINN | 3.5% |
| QUINN | RIVIERE Jayde | 3.2% |
| BUCHANAN Kadeisha | RIVIERE Jayde | 2.9% |
| RIVIERE Jayde | BUCHANAN Kadeisha | 2.9% |

Passing Networks

Republic of Ireland


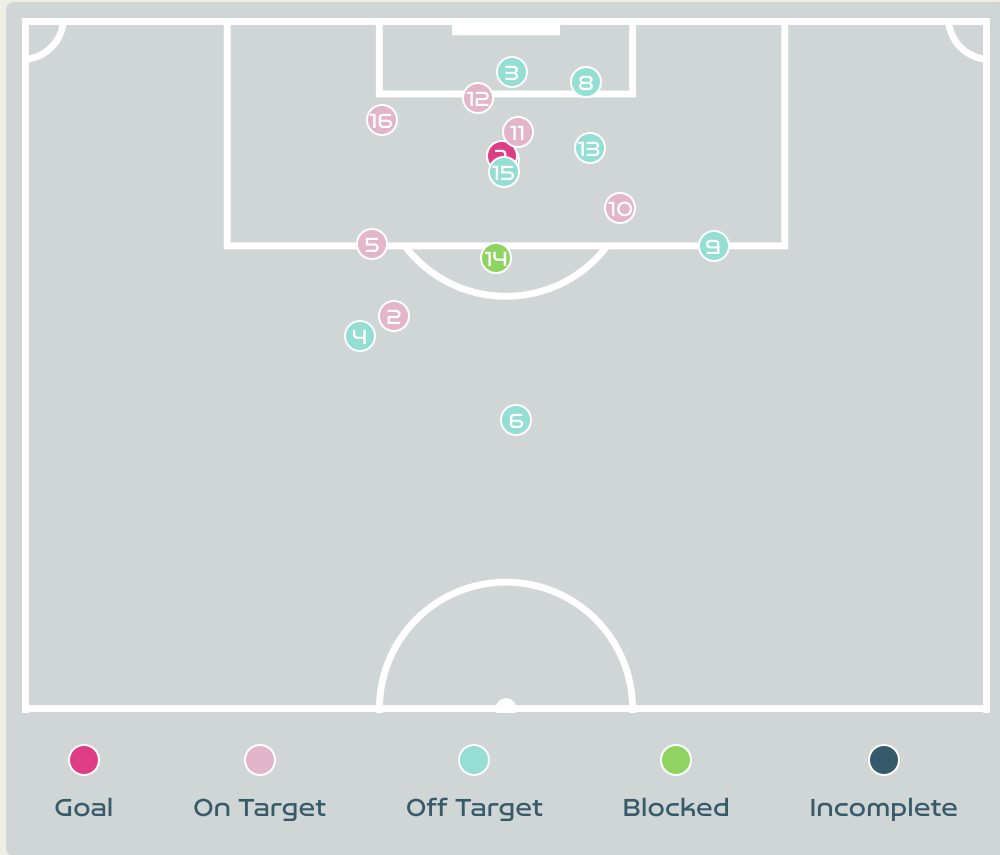


| # | Passes From ↓ to → | BROSNAN Courtney | QUINN Louise | FAHEY Niamh | CONNOLLY Megan | LITTLEJOHN Ruesha | OSULLIVAN Denise | McCABE Katie | OGORMAN Aine | QUINN Lucy | FARRELLY Sinead | CARUSA Kyra | BARRETT Amber | AGG Lily | LARKIN Abbie | SHEVA Marissa | ATKINSON Isibéal |
|----|--------------------|------------------|--------------|-------------|----------------|-------------------|------------------|--------------|--------------|------------|-----------------|-------------|---------------|----------|--------------|---------------|------------------|
| 1 | BROSNAN Courtney | | 0 | 6 | 4 | 0 | 0 | 1 | 0 | 1 | 0 | 0 | 0 | 1 | 1 | 4 | 0 |
| 4 | QUINN Louise | 1 | | 0 | 2 | 0 | 1 | 0 | 1 | 0 | 0 | 0 | 0 | 0 | 0 | 0 | 0 |
| 5 | FAHEY Niamh | 3 | 4 | | 1 | 2 | 4 | 0 | 4 | 2 | 1 | 0 | 0 | 1 | 0 | 2 | 0 |
| 6 | CONNOLLY Megan | 4 | 0 | 2 | | 1 | 0 | 4 | 0 | 0 | 0 | 0 | 0 | 0 | 0 | 0 | 3 |
| 8 | LITTLEJOHN Ruesha | 0 | 0 | 3 | 4 | | 0 | 6 | 0 | 2 | 5 | 0 | 0 | 0 | 1 | 0 | 0 |
| 10 | OSULLIVAN Denise | 0 | 0 | 3 | 0 | 0 | | 3 | 5 | 1 | 2 | 1 | 0 | 0 | 3 | 0 | 1 |
| 11 | McCABE Katie | 0 | 1 | 0 | 3 | 4 | 1 | | 0 | 0 | 2 | 2 | 0 | 0 | 0 | 0 | 1 |
| 13 | OGORMAN Aine | 0 | 0 | 2 | 0 | 0 | 2 | 0 | | 3 | 0 | 0 | 0 | 0 | 0 | 0 | 0 |
| 15 | QUINN Lucy | 0 | 0 | 1 | 0 | 0 | 2 | 1 | 1 | | 1 | 1 | 0 | 0 | 0 | 0 | 0 |
| 17 | FARRELLY Sinead | 0 | 0 | 1 | 0 | 2 | 0 | 5 | 3 | 1 | | 4 | 0 | 0 | 0 | 0 | 0 |
| 18 | CARUSA Kyra | 0 | 0 | 0 | 1 | 3 | 1 | 0 | 0 | 1 | 1 | | 0 | 0 | 0 | 0 | 0 |
| 9 | BARRETT Amber | 0 | 0 | 0 | 0 | 0 | 0 | 1 | 0 | 0 | 0 | 0 | | 0 | 0 | 0 | 0 |
| 12 | AGG Lily | 0 | 0 | 1 | 3 | 0 | 1 | 0 | 0 | 0 | 0 | 0 | 0 | | 0 | 0 | 3 |
| 19 | LARKIN Abbie | 0 | 0 | 0 | 0 | 0 | 1 | 1 | 0 | 0 | 0 | 0 | 0 | 0 | | 1 | 0 |
| 20 | SHEVA Marissa | 1 | 0 | 0 | 0 | 0 | 1 | 0 | 0 | 0 | 0 | 0 | 0 | 3 | 2 | | 2 |
| 22 | ATKINSON Isibéal | 0 | 0 | 0 | 0 | 0 | 1 | 0 | 0 | 0 | 0 | 0 | 1 | 1 | 0 | 0 | |

| Top 5 Player to Player Passers | | |
|--------------------------------|-----------------|------------------------|
| Player | Passed To | % of Total Team Passes |
| BROSNAN Courtney | FAHEY Niamh | 3.4% |
| LITTLEJOHN Ruesha | McCABE Katie | 3.4% |
| LITTLEJOHN Ruesha | FARRELLY Sinead | 2.8% |
| OSULLIVAN Denise | OGORMAN Aine | 2.8% |
| FARRELLY Sinead | McCABE Katie | 2.8% |



Attempts at Goal



| Key | Outcome | Shots |
|---|------------|-------|
| ● | Goals | 1 |
| ● | On Target | 6 |
| ● | Off Target | 7 |
| ● | Blocked | 2 |
| ● | Incomplete | 0 |

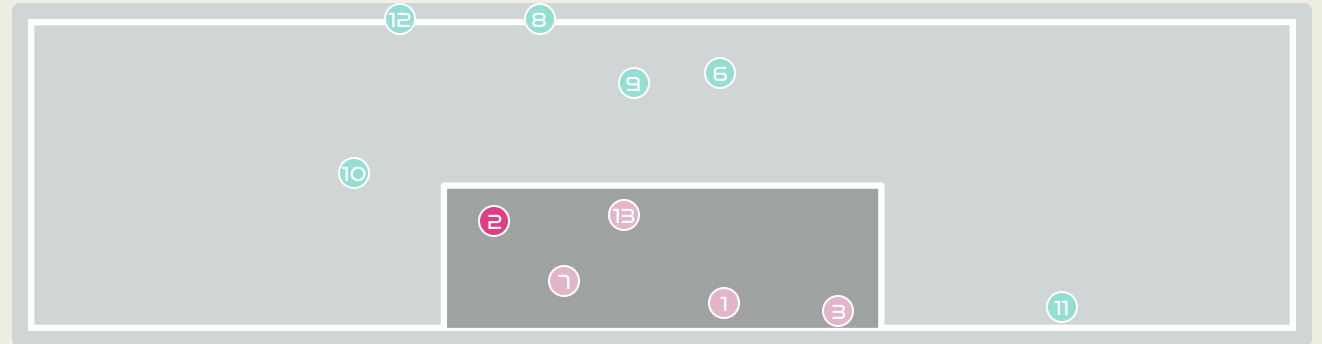
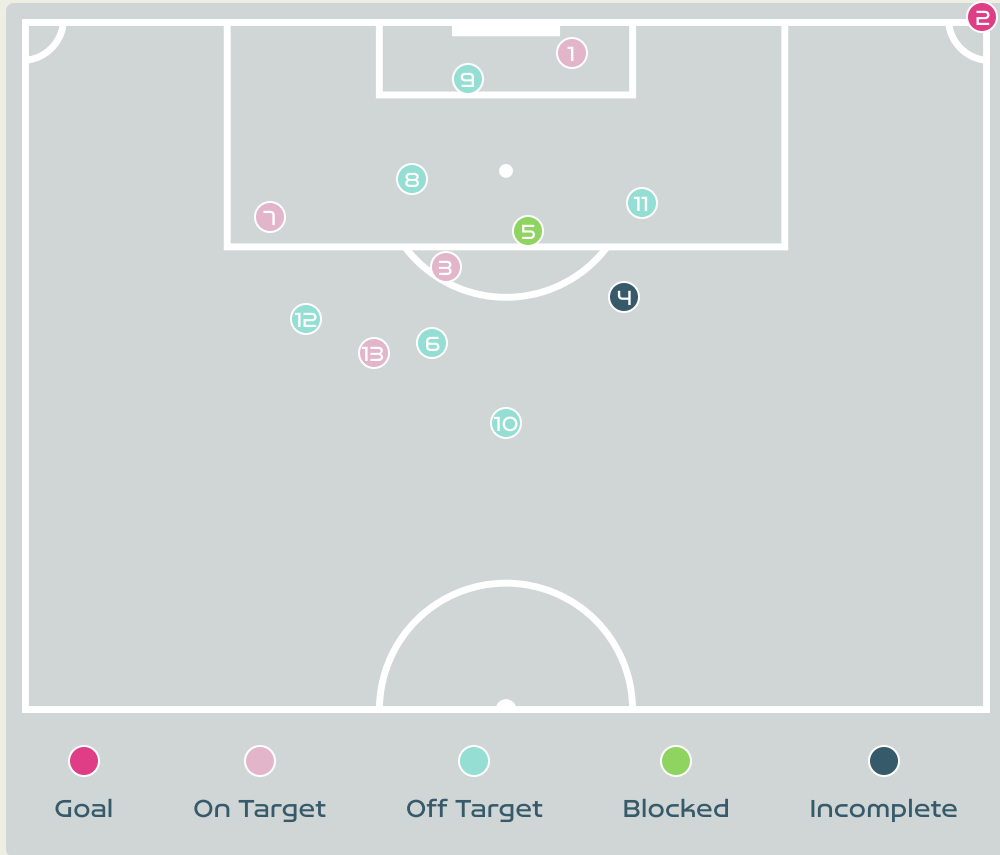
Attempts at Goal



| Time | Player | Outcome | Body Part | Delivery Type |
|------|-----------------------|--|------------|---------------|
| 0 | 9 HUITEMA Jordyn | Incomplete - Blocked | Right Foot | Loose Ball |
| 22 | 9 HUITEMA Jordyn | On Target - Saved | Left Foot | Loose Ball |
| 29 | 14 GILLES Vanessa | Off Target | Right Foot | Pass |
| 37 | 10 LAWRENCE Ashley | Off Target | Left Foot | Loose Ball |
| 49 | 9 HUITEMA Jordyn | On Target - Saved | Right Foot | Pass |
| 52 | 19 LEON Adriana | Off Target | Right Foot | Pass |
| 52 | 19 LEON Adriana | On Target - Goal | Left Foot | Pass |
| 53 | 14 GILLES Vanessa | Off Target | Head | Corner |
| 54 | 19 LEON Adriana | Off Target | Right Foot | Pass |
| 62 | 12 SINCLAIR Christine | On Target | Left Foot | Pass |
| 66 | 12 SINCLAIR Christine | On Target | Left Foot | Cross |
| 67 | 9 HUITEMA Jordyn | On Target - Saved | Head | Cross |
| 70 | 20 LACASSE Cloe | Off Target | Head | Cross |
| 83 | 20 LACASSE Cloe | Incomplete - Blocked | Right Foot | Other |
| 86 | 9 HUITEMA Jordyn | Deflected Off Target - Defensive Event | Right Foot | Pass |
| 87 | 9 HUITEMA Jordyn | On Target - Saved | Head | Other |

Attempts at Goal

Republic of Ireland



| Key | Outcome | Shots |
|---|------------|-------|
| ● | Goals | 1 |
| ● | On Target | 4 |
| ● | Off Target | 6 |
| ● | Blocked | 1 |
| ● | Incomplete | 1 |

Attempts at Goal

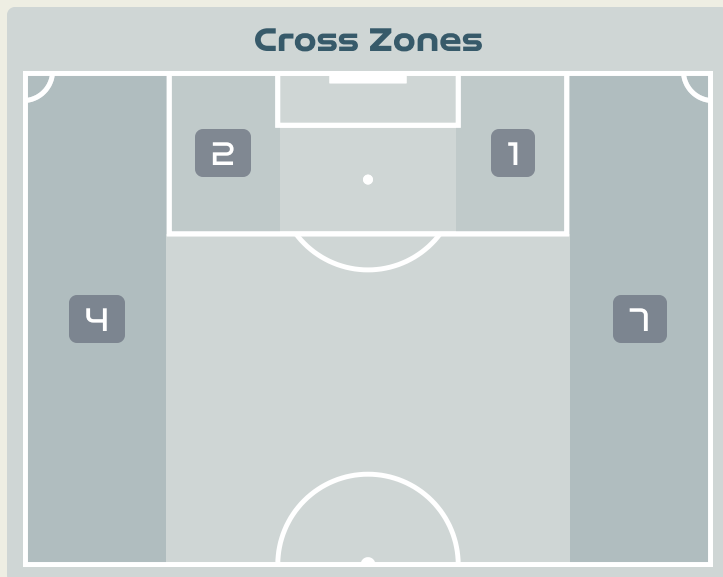
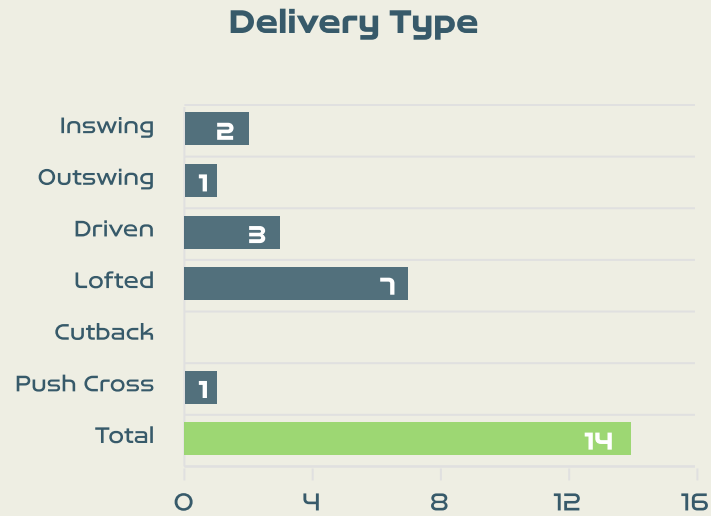
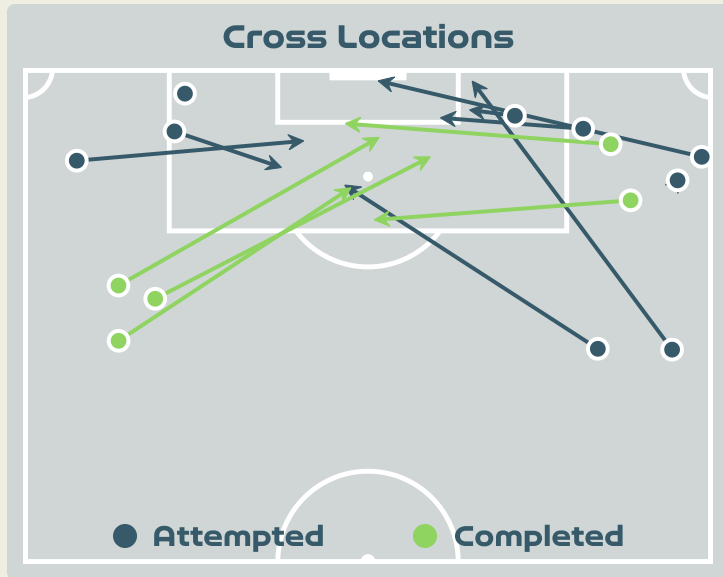
Republic of Ireland



| Time | Player | Outcome | Body Part | Delivery Type |
|------|---------------------|--|------------|------------------|
| 2 | 18 CARUSA Kyra | On Target - Saved | Left Foot | Cross |
| 3 | 11 McCABE Katie | On Target - Goal | Left Foot | Other |
| 9 | 17 FARRELLY Sinead | On Target - Saved | Right Foot | Loose Ball |
| 19 | 11 McCABE Katie | Incomplete | Left Foot | Loose Ball |
| 36 | 10 OSULLIVAN Denise | Incomplete - Blocked | Right Foot | Loose Ball |
| 36 | 10 OSULLIVAN Denise | Off Target | Right Foot | Pass |
| 40 | 18 CARUSA Kyra | On Target - Saved | Left Foot | Pass |
| 46 | 17 FARRELLY Sinead | Deflected Off Target - Defensive Event | Right Foot | Loose Ball |
| 63 | 18 CARUSA Kyra | Off Target | Head | Cross |
| 74 | 5 FAHEY Niamh | Off Target | Left Foot | Pass |
| 78 | 11 McCABE Katie | Deflected Off Target - Defensive Event | Left Foot | Ball Progression |
| 81 | 11 McCABE Katie | Off Target | Left Foot | Ball Progression |
| 89 | 12 AGG Lily | On Target - Saved | Right Foot | Tackle |



Crosses (Open Play)



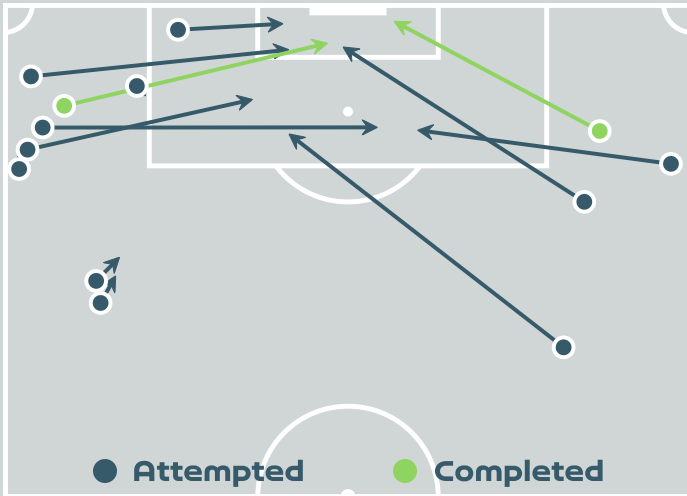
| # | Player | Inswing | Outswing | Driven | Lofted | Cutback | Push Cross | Total Attempted |
|----|--------------------|---------|----------|--------|--------|---------|------------|-----------------|
| 1 | SHERIDAN Kailen | 0 | 0 | 0 | 0 | 0 | 0 | 0 |
| 3 | BUCHANAN Kadeisha | 0 | 0 | 0 | 0 | 0 | 0 | 0 |
| 5 | QUINN | 0 | 0 | 0 | 0 | 0 | 0 | 0 |
| 7 | GROSSO Julia | 1 | 0 | 0 | 0 | 0 | 0 | 1 |
| 8 | RIVIERE Jayde | 0 | 0 | 0 | 1 | 0 | 0 | 1 |
| 9 | HUITEMA Jordyn | 0 | 0 | 2 | 0 | 0 | 0 | 2 |
| 10 | LAWRENCE Ashley | 0 | 0 | 0 | 2 | 0 | 0 | 2 |
| 11 | VIENS Evelyne | 0 | 0 | 0 | 0 | 0 | 0 | 0 |
| 14 | GILLES Vanessa | 0 | 0 | 0 | 0 | 0 | 1 | 1 |
| 17 | FLEMING Jessie | 0 | 0 | 1 | 1 | 0 | 0 | 2 |
| 19 | LEON Adriana | 0 | 0 | 0 | 2 | 0 | 0 | 2 |
| 2 | CHAPMAN Allysha | 0 | 0 | 0 | 0 | 0 | 0 | 0 |
| 4 | ZADORSKY Shelina | 0 | 0 | 0 | 0 | 0 | 0 | 0 |
| 12 | SINCLAIR Christine | 0 | 0 | 0 | 0 | 0 | 0 | 0 |
| 13 | SCHMIDT Sophie | 0 | 0 | 0 | 0 | 0 | 0 | 0 |
| 20 | LACASSE Cloe | 1 | 1 | 0 | 1 | 0 | 0 | 3 |

Crosses (Open Play)


Republic of Ireland



Cross Locations



Delivery Type



Cross Zones



Attempted

13

Completed

2

Most Crosses Attempted

4

McCABE Katie
LEFT MIDFIELD

| # | Player | Inswing | Outswing | Driven | Lofted | Cutback | Push Cross | Total Attempted |
|----|-------------------|---------|----------|--------|--------|---------|------------|-----------------|
| 1 | BROSNAN Courtney | 0 | 0 | 0 | 0 | 0 | 0 | 0 |
| 4 | QUINN Louise | 0 | 0 | 0 | 0 | 0 | 0 | 0 |
| 5 | FAHEY Niamh | 0 | 0 | 0 | 0 | 0 | 0 | 0 |
| 6 | CONNOLLY Megan | 0 | 0 | 0 | 1 | 0 | 0 | 1 |
| 8 | LITTLEJOHN Ruesha | 0 | 0 | 0 | 0 | 0 | 0 | 0 |
| 10 | OSULLIVAN Denise | 0 | 0 | 0 | 0 | 0 | 0 | 0 |
| 11 | McCABE Katie | 0 | 2 | 0 | 2 | 0 | 0 | 4 |
| 13 | OGORMAN Aine | 0 | 0 | 0 | 1 | 0 | 0 | 1 |
| 15 | QUINN Lucy | 0 | 0 | 0 | 0 | 0 | 1 | 1 |
| 17 | FARRELLY Sinead | 1 | 0 | 0 | 0 | 0 | 0 | 1 |
| 18 | CARUSA Kyra | 0 | 0 | 0 | 1 | 0 | 0 | 1 |
| 9 | BARRETT Amber | 0 | 0 | 0 | 0 | 0 | 0 | 0 |
| 12 | AGG Lily | 0 | 0 | 0 | 0 | 0 | 0 | 0 |
| 19 | LARKIN Abbie | 0 | 0 | 0 | 0 | 0 | 0 | 0 |
| 20 | SHEVA Marissa | 0 | 0 | 0 | 1 | 0 | 0 | 1 |
| 22 | ATKINSON Isibéal | 0 | 1 | 0 | 2 | 0 | 0 | 3 |



Offering to Receive

511
Total Offers Made

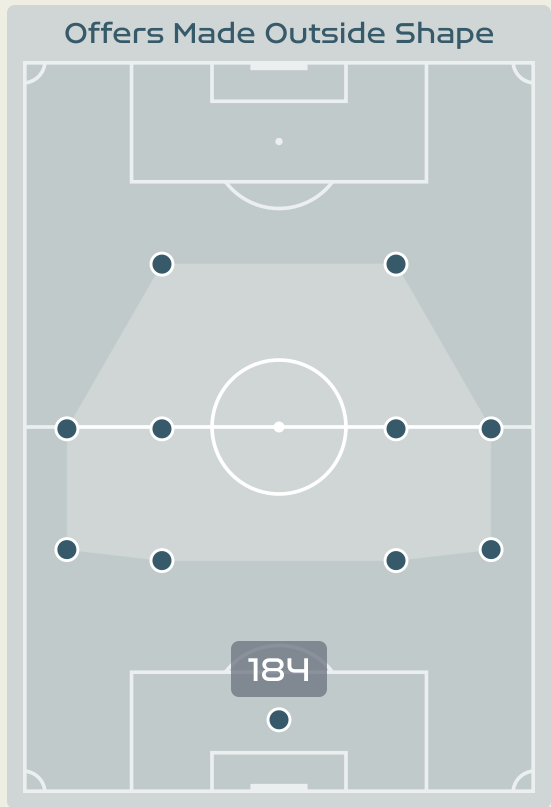
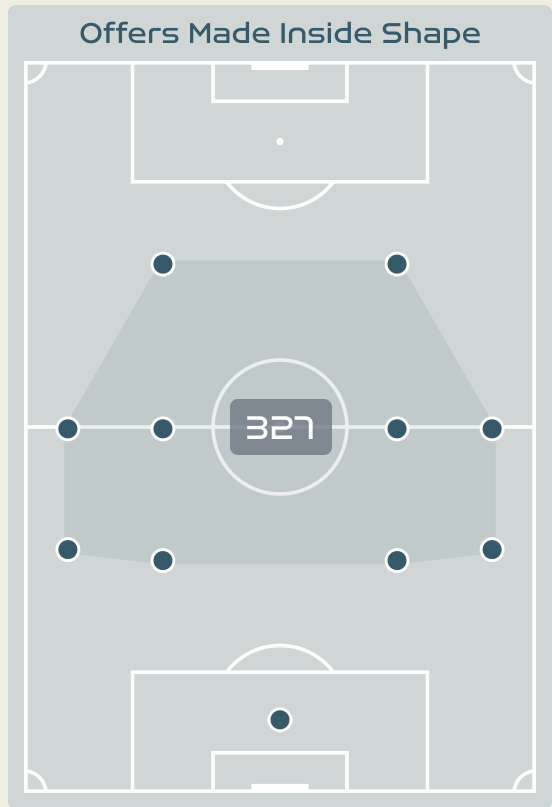
157
Total Offers Received

Most Offers
67
FLEMING Jessie
RIGHT CENTRE MIDFIELD

207
Offers Made in Final Third

240
Offers Made in Middle Third

64
Offers Made in Defensive Third



| # | Player | Offers Made | Offers Received | % Made & Received |
|----|--------------------|-------------|-----------------|-------------------|
| 1 | SHERIDAN Kailen | 22 | 12 | 54.5% |
| 3 | BUCHANAN Kadeisha | 9 | 6 | 66.7% |
| 5 | QUINN | 63 | 25 | 39.7% |
| 7 | GROSSO Julia | 25 | 9 | 36% |
| 8 | RIVIERE Jayde | 13 | 5 | 38.5% |
| 9 | HUITEMA Jordyn | 38 | 8 | 21.1% |
| 10 | LAWRENCE Ashley | 30 | 7 | 23.3% |
| 11 | VIENS Evelyne | 65 | 2 | 3.1% |
| 14 | GILLES Vanessa | 55 | 29 | 52.7% |
| 17 | FLEMING Jessie | 67 | 19 | 28.4% |
| 19 | LEON Adriana | 39 | 8 | 20.5% |
| 2 | CHAPMAN Allysha | 0 | 0 | 0% |
| 4 | ZADORSKY Shelina | 12 | 7 | 58.3% |
| 12 | SINCLAIR Christine | 27 | 7 | 25.9% |
| 13 | SCHMIDT Sophie | 13 | 4 | 30.8% |
| 20 | LACASSE Cloe | 33 | 9 | 27.3% |

Republic of Ireland



Offering to Receive

346

Total Offers Made

103

Total Offers Received

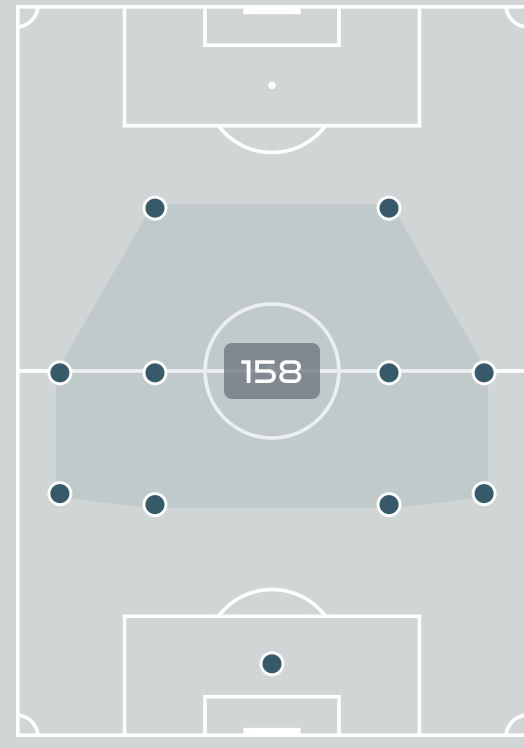
Most Offers

55

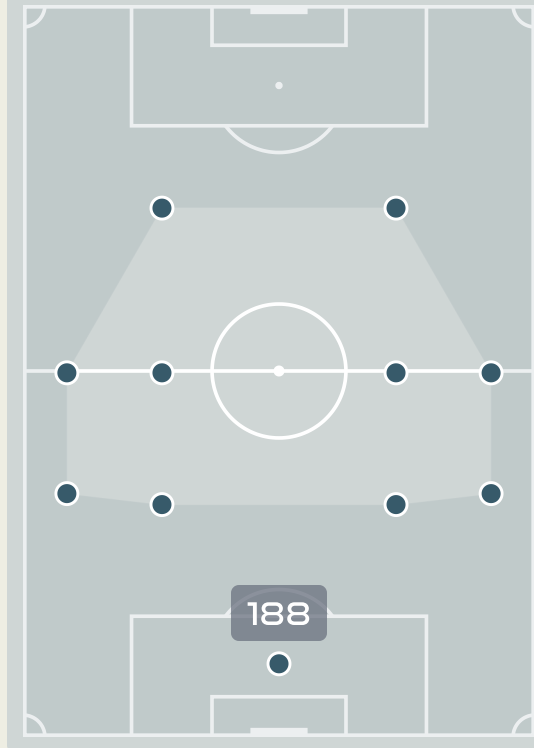
OSULLIVAN Denise
RIGHT CENTRE MIDFIELD

| # | Player | Offers Made | Offers Received | % Made & Received |
|----|-------------------|-------------|-----------------|-------------------|
| 1 | BROSNAN Courtney | 11 | 4 | 36.4% |
| 4 | QUINN Louise | 5 | 3 | 60% |
| 5 | FAHEY Niamh | 9 | 6 | 66.7% |
| 6 | CONNOLLY Megan | 9 | 3 | 33.3% |
| 8 | LITTLEJOHN Ruesha | 26 | 8 | 30.8% |
| 10 | OSULLIVAN Denise | 55 | 13 | 23.6% |
| 11 | McCABE Katie | 50 | 14 | 28% |
| 13 | OGORMAN Aine | 30 | 7 | 23.3% |
| 15 | QUINN Lucy | 20 | 10 | 50% |
| 17 | FARRELLY Sinead | 35 | 9 | 25.7% |
| 18 | CARUSA Kyra | 18 | 4 | 22.2% |
| 9 | BARRETT Amber | 10 | 0 | 0% |
| 12 | AGG Lily | 13 | 3 | 23.1% |
| 19 | LARKIN Abbie | 21 | 6 | 28.6% |
| 20 | SHEVA Marissa | 17 | 6 | 35.3% |
| 22 | ATKINSON Isibéal | 17 | 7 | 41.2% |

Offers Made Inside Shape



Offers Made Outside Shape



131

Offers Made in Final Third

148

Offers Made in Middle Third

67

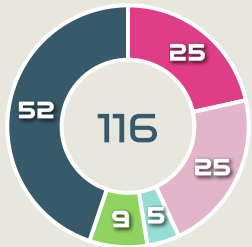
Offers Made in Defensive Third



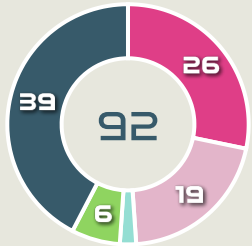
Movement to Receive

Movement Types by Phase

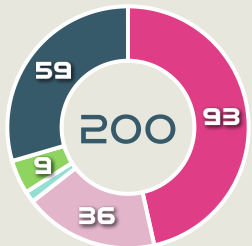
Final Third Phase



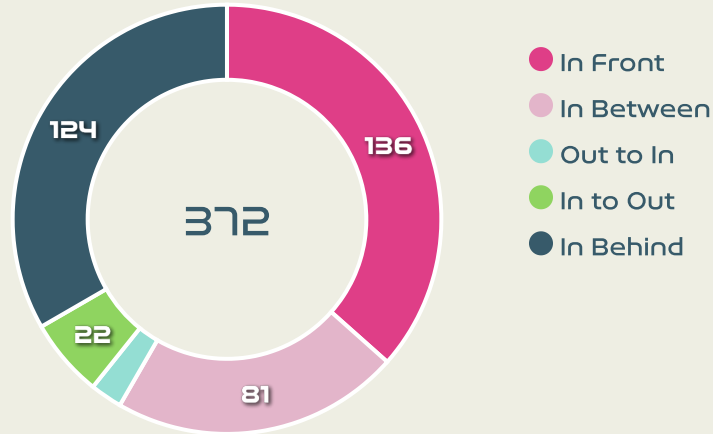
Progression Phase



Build Up Phase



All Movement Types

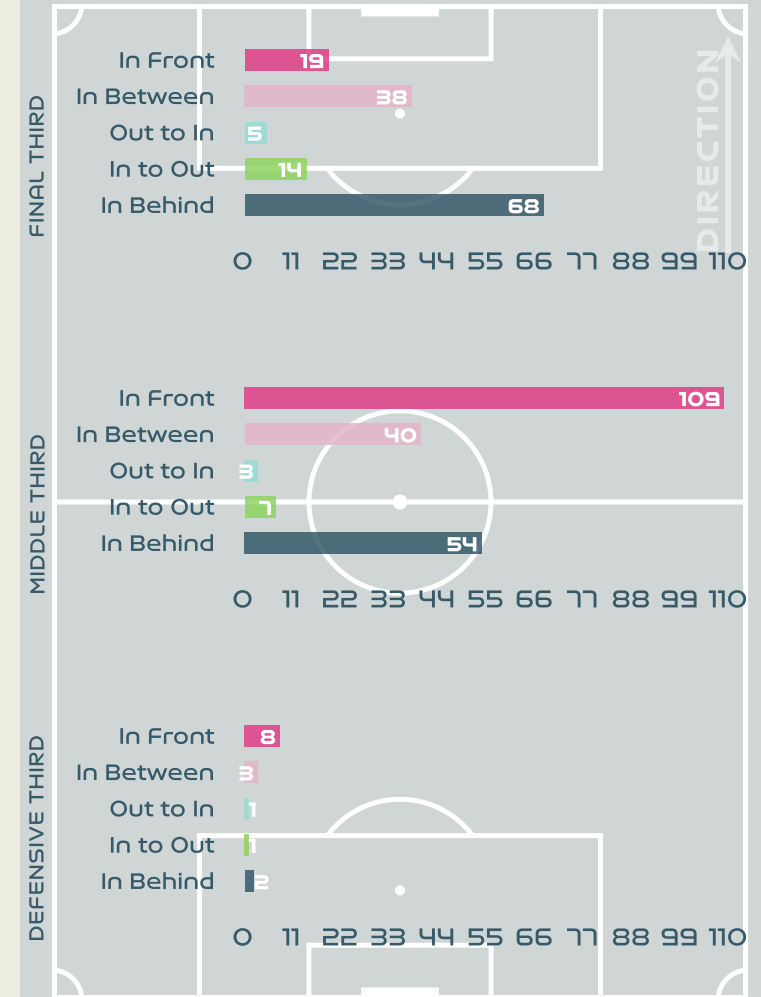


- In Front
- In Between
- Out to In
- In to Out
- In Behind

Top Ranked Players

| Type | Player | Movements |
|------------|-------------------|-----------|
| In Front | 5 QUINN | 52 |
| In Between | 17 FLEMING Jessie | 25 |
| Out to In | 19 LEON Adriana | 4 |
| In to Out | 17 FLEMING Jessie | 6 |
| In Behind | 11 VIENS Evelyne | 45 |

Movement Types Pitch Third



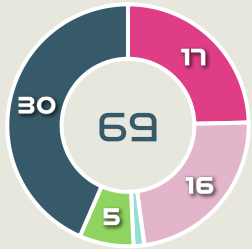
Republic of Ireland



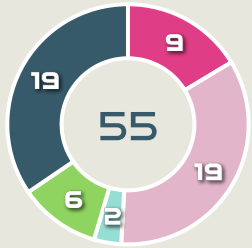
Movement to Receive

Movement Types by Phase

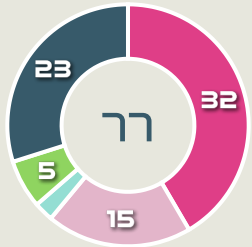
Final Third Phase



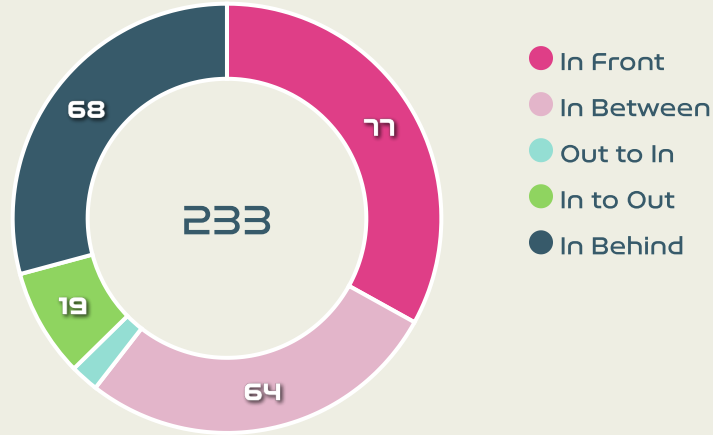
Progression Phase



Build Up Phase



All Movement Types

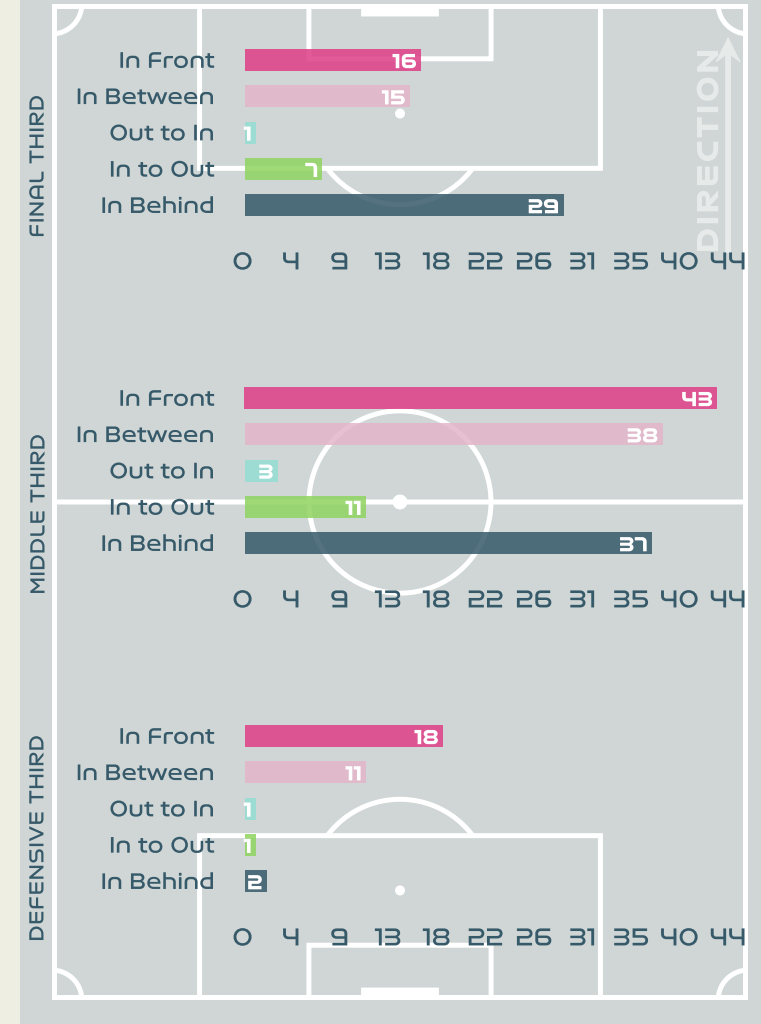


- In Front
- In Between
- Out to In
- In to Out
- In Behind

Top Ranked Players

| Type | Player | Movements |
|------------|---------------------|-----------|
| In Front | 10 OSULLIVAN Denise | 19 |
| In Between | 10 OSULLIVAN Denise | 24 |
| Out to In | 8 LITTLEJOHN Ruesha | 1 |
| In to Out | 17 FARRELLY Sinead | 6 |
| In Behind | 18 CARUSA Kyra | 15 |

Movement Types Pitch Third





OUT OF POSSESSION

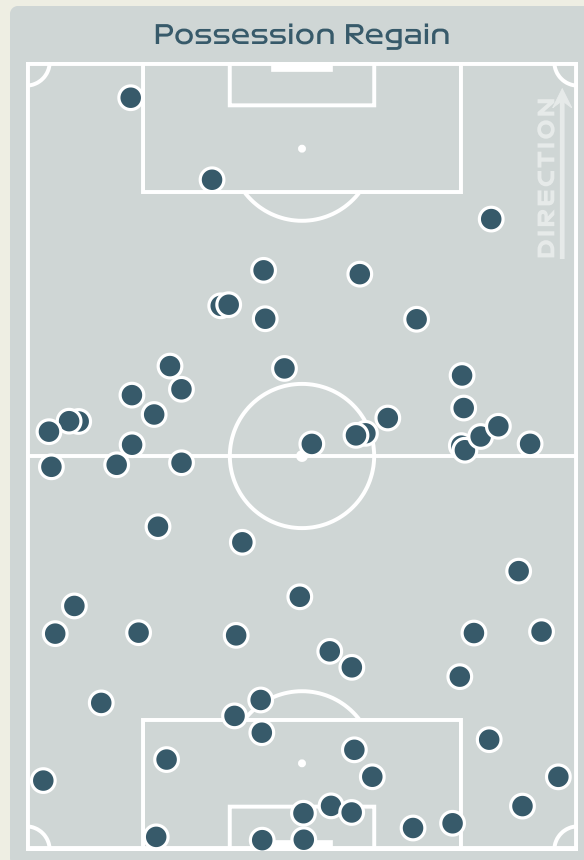
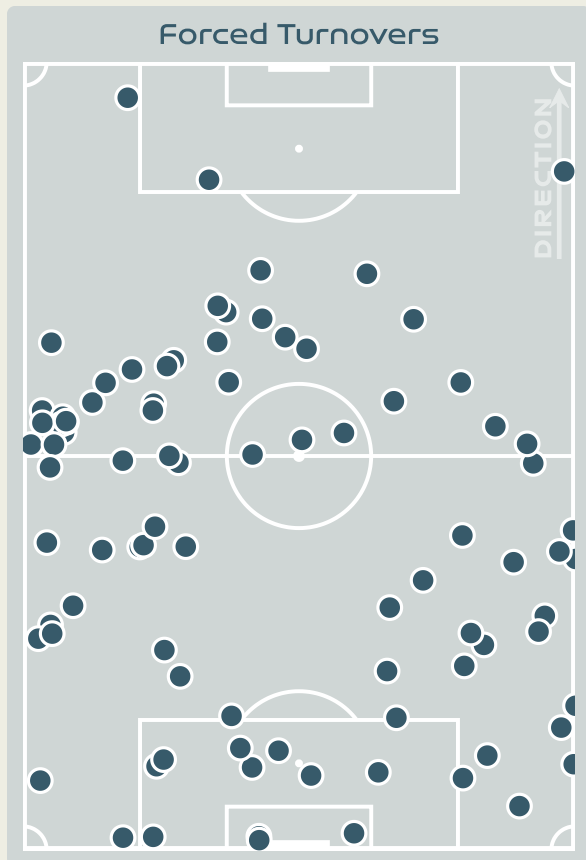


Canada v Republic of Ireland





Defensive Actions



Blocks



Possession Contests



Most Possession Regains



| # | Player | Total Possession Regains |
|----|--------------------|--------------------------|
| 1 | SHERIDAN Kailen | 9 |
| 3 | BUCHANAN Kadeisha | 2 |
| 5 | QUINN | 11 |
| 7 | GROSSO Julia | 2 |
| 8 | RIVIERE Jayde | 7 |
| 9 | HUITEMA Jordyn | 7 |
| 10 | LAWRENCE Ashley | 3 |
| 11 | VIENS Evelyne | 0 |
| 14 | GILLES Vanessa | 7 |
| 17 | FLEMING Jessie | 10 |
| 19 | LEON Adriana | 1 |
| 2 | CHAPMAN Allysha | 0 |
| 4 | ZADORSKY Shelina | 1 |
| 12 | SINCLAIR Christine | 2 |
| 13 | SCHMIDT Sophie | 6 |
| 20 | LACASSE Cloe | 2 |

Republic of Ireland



Defensive Actions

86

Forced Turnovers

59

Possession Regained

6

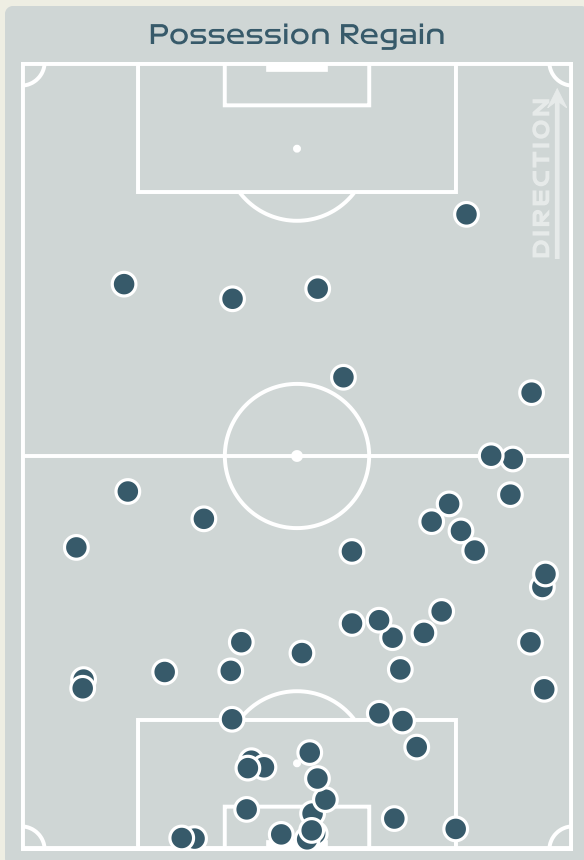
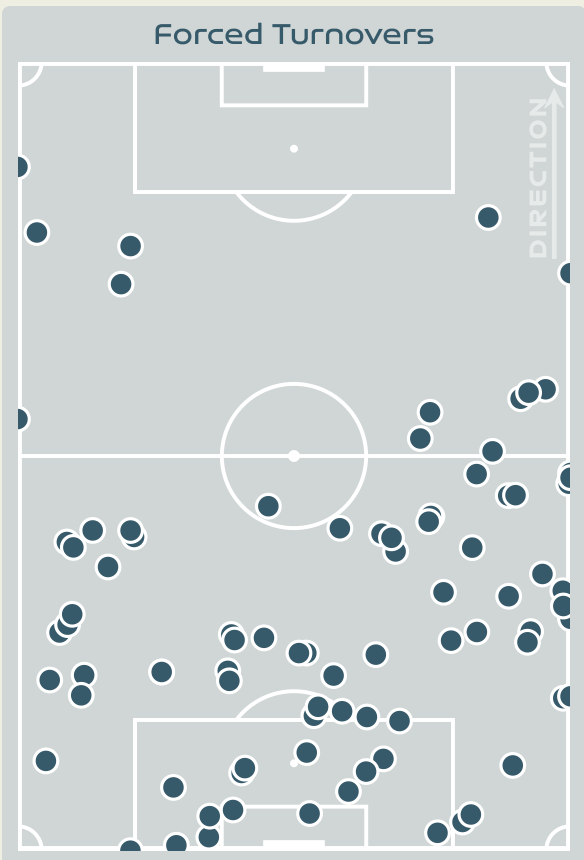
Interceptions

37


Tackles

2.48

Possession Actions / Defensive Action



Blocks



Possession Contests



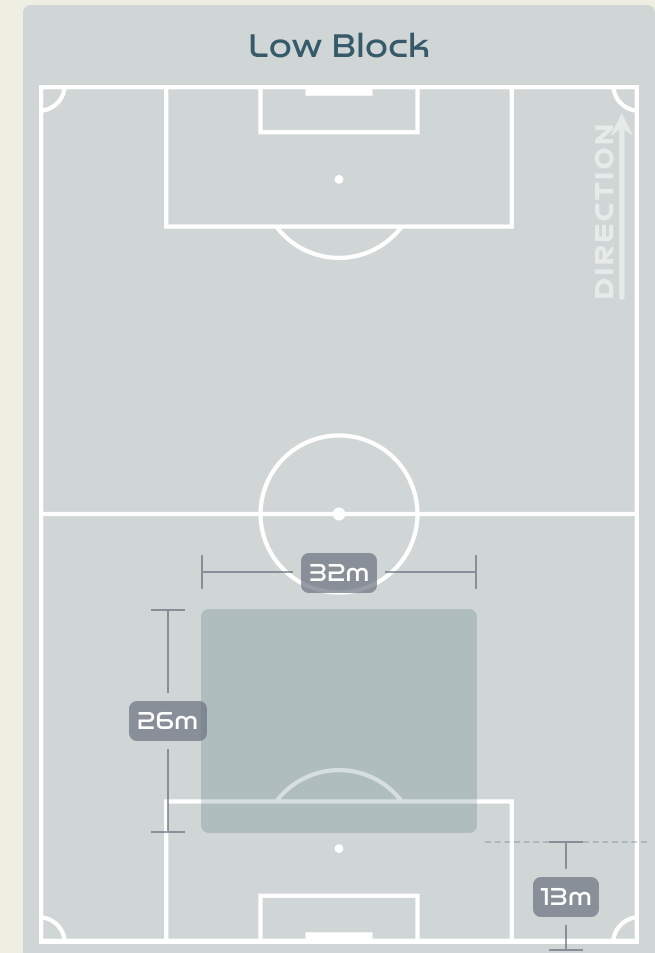
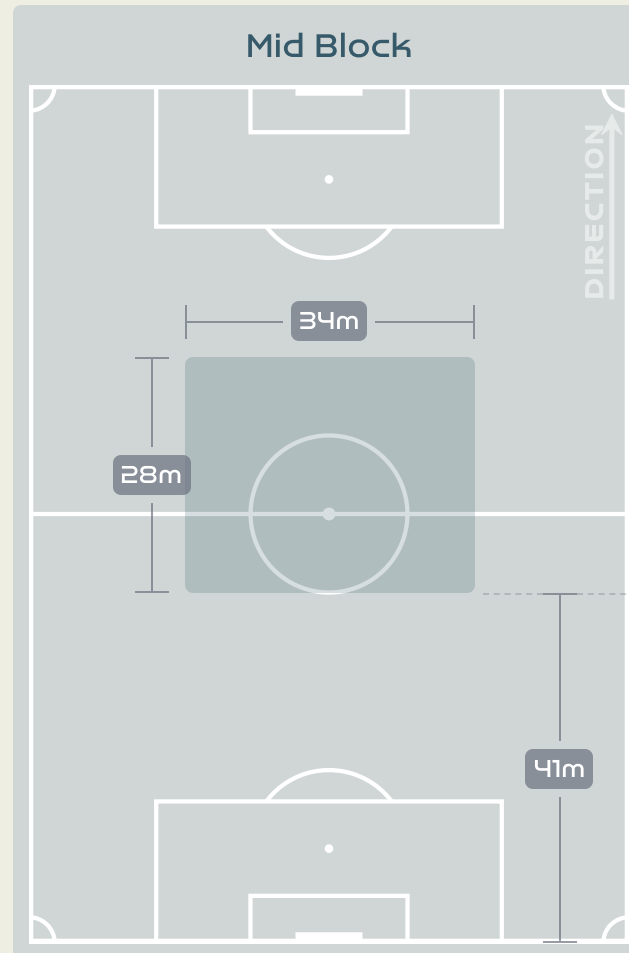
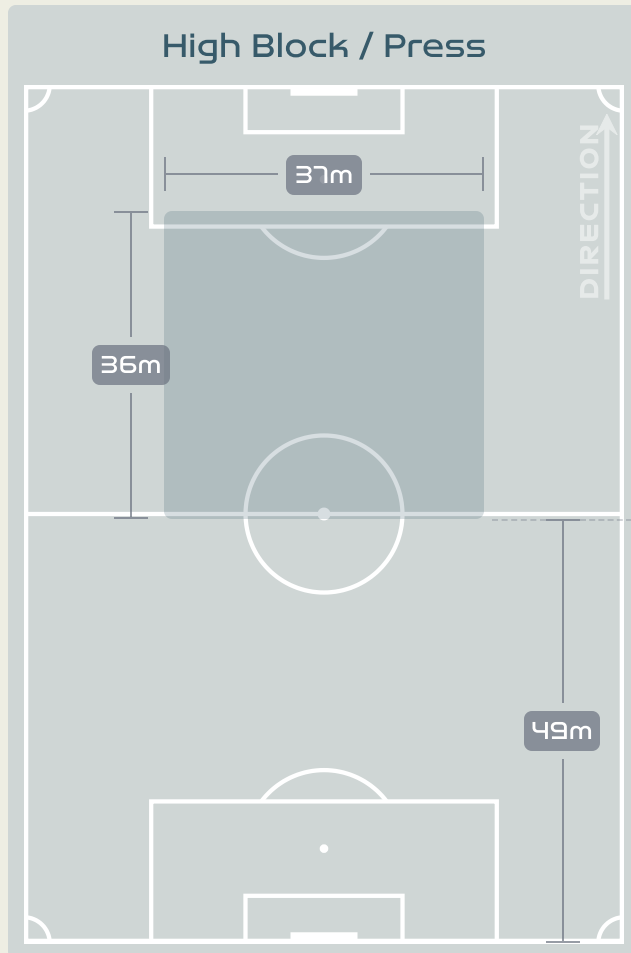
Most Possession Regains

11

BROSNAN Courtney
GOALKEEPER

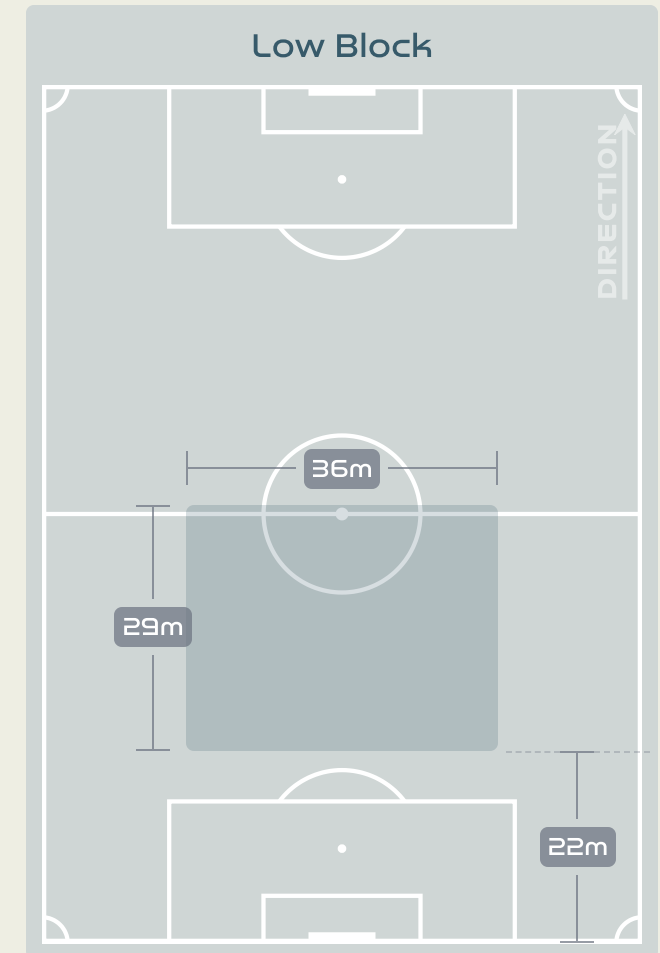
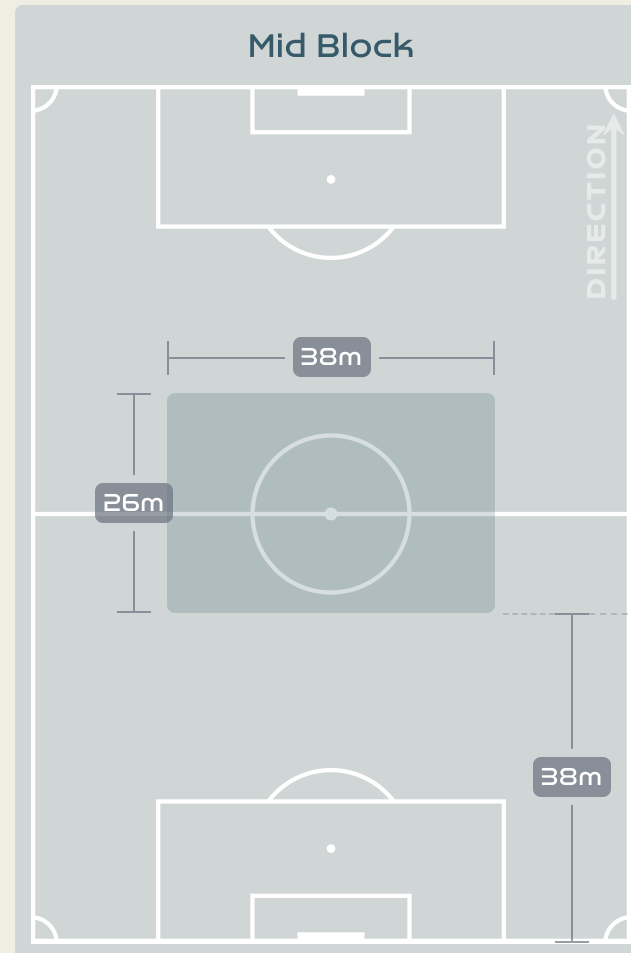
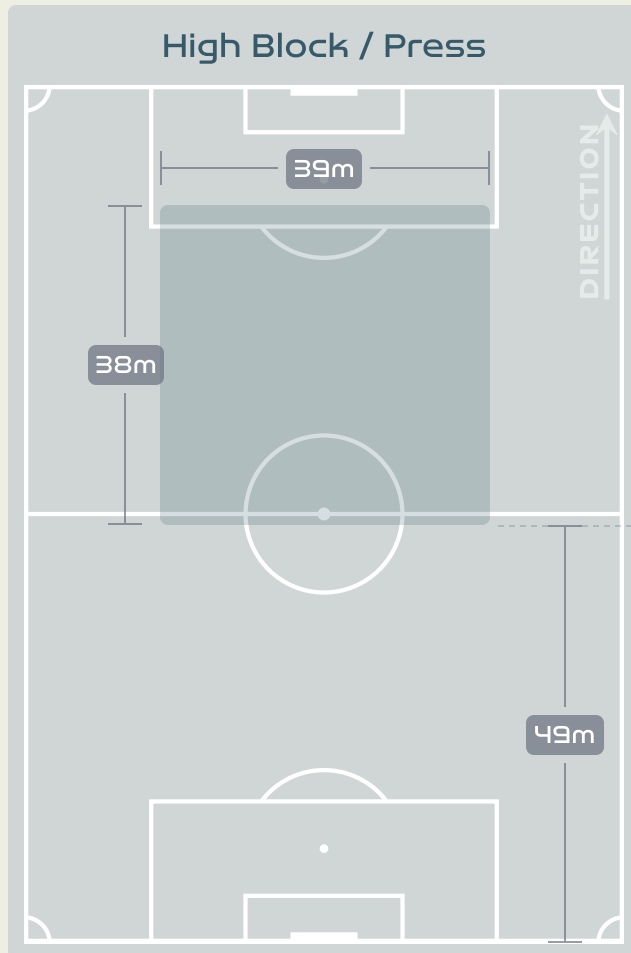
| # | Player | Total Possession Regains |
|----|-------------------|--------------------------|
| 1 | BROSNAN Courtney | 11 |
| 4 | QUINN Louise | 6 |
| 5 | FAHEY Niamh | 7 |
| 6 | CONNOLLY Megan | 2 |
| 8 | LITTLEJOHN Ruesha | 2 |
| 10 | OSULLIVAN Denise | 5 |
| 11 | McCABE Katie | 4 |
| 13 | OGORMAN Aine | 8 |
| 15 | QUINN Lucy | 1 |
| 17 | FARRELLY Sinead | 3 |
| 18 | CARUSA Kyra | 1 |
| 9 | BARRETT Amber | 0 |
| 12 | AGG Lily | 4 |
| 19 | LARKIN Abbie | 2 |
| 20 | SHEVA Marissa | 3 |
| 22 | ATKINSON Isibéal | 0 |

Defensive Line Height & Team Length



Defensive Line Height & Team Length

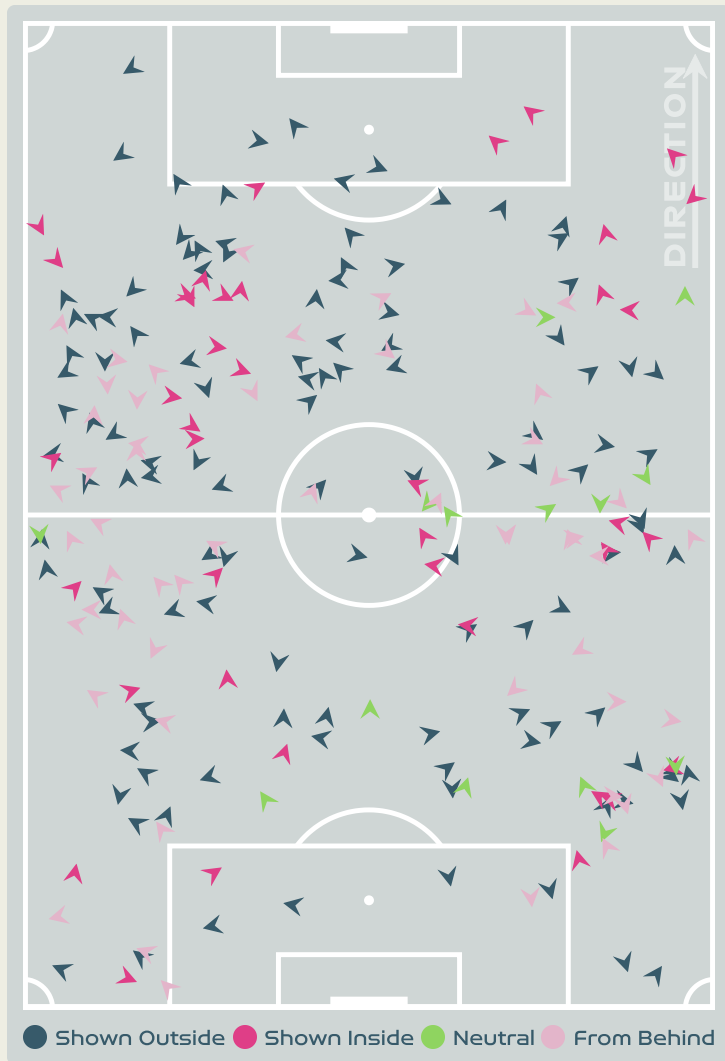
Republic of Ireland



Defensive Pressure



Canada



| | | |
|-------|----------------------------|--------|
| 225 | Total Pressures | 241 |
| 66 | Direct Pressures | 56 |
| 1.63s | Avg Pressure Duration | 1.4s |
| 88 | Forced Turnovers | 86 |
| 7.19s | Ball Recovery Time | 12.54s |
| 82 | Pushing on into Pressing | 97 |
| 175 | Pushing on | 201 |
| 40 | Pressing Direction Inside | 41 |
| 117 | Pressing Direction Outside | 128 |

Most Direct Pressures

17

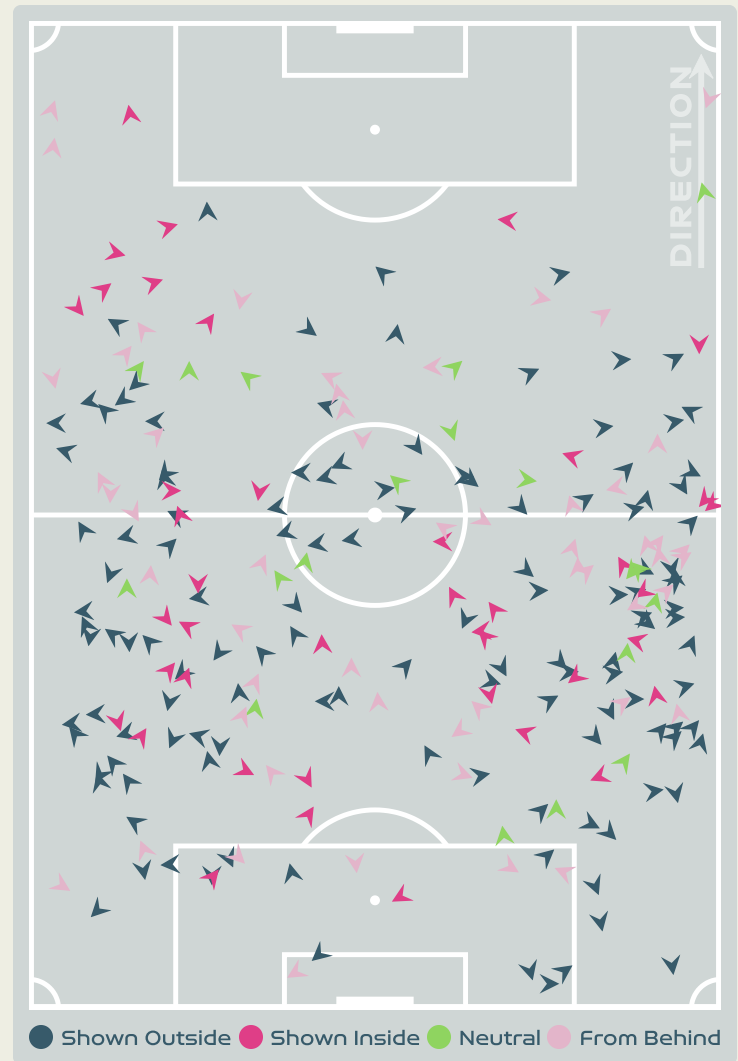
FLEMING Jessie
RIGHT CENTRE MIDFIELD

Most Direct Pressures

10

OSULLIVAN Denise
RIGHT CENTRE MIDFIELD

Republic of Ireland





GOALKEEPING



Canada v Republic of Ireland

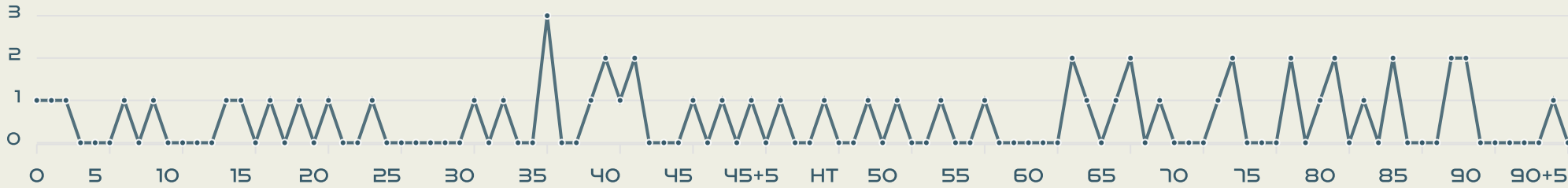


Goalkeeping Involvement



Canada

Canada GK Involvement Timeline



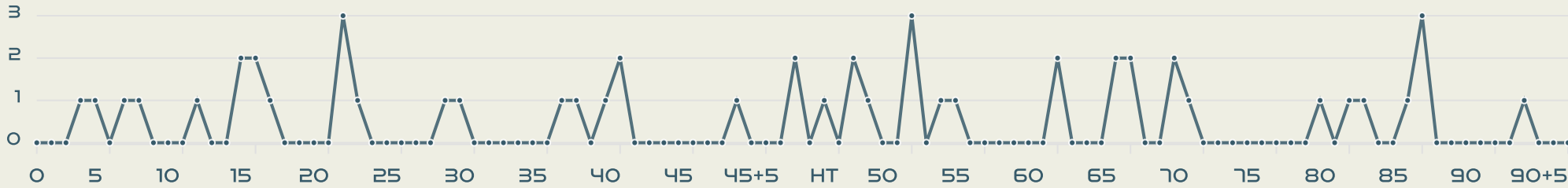
55

Total Involvements



Republic of Ireland

Republic of Ireland GK Involvement Timeline

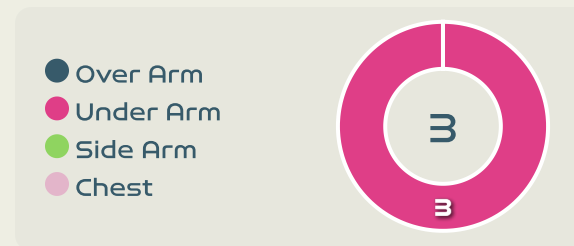
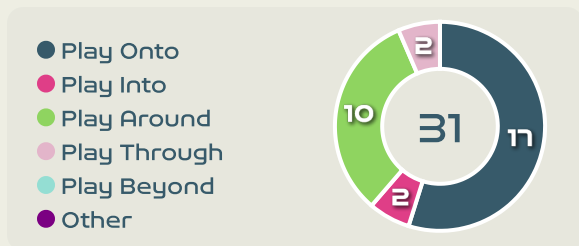
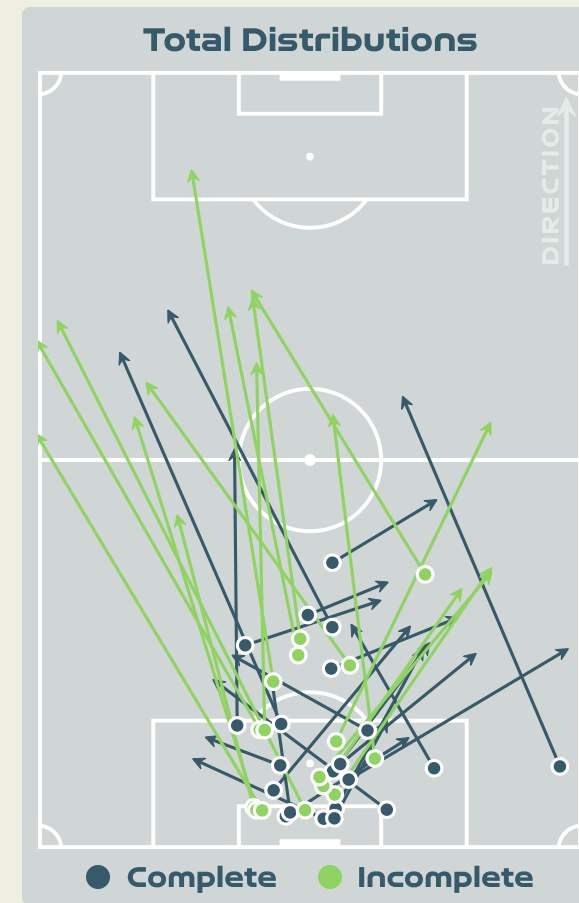
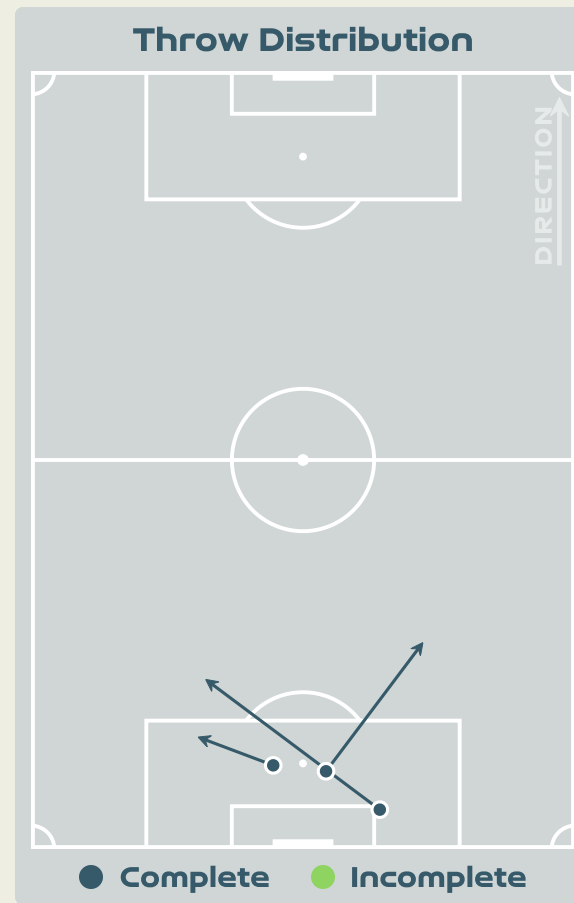
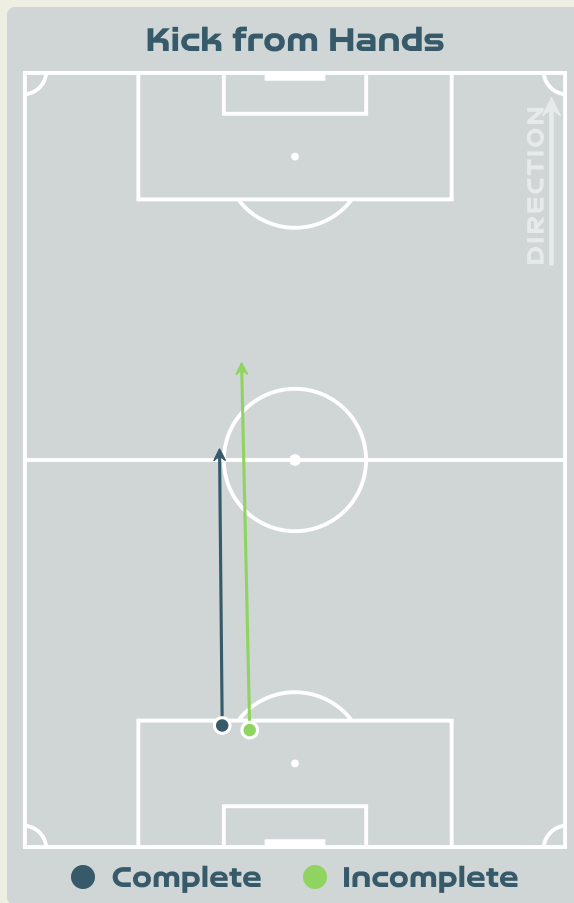
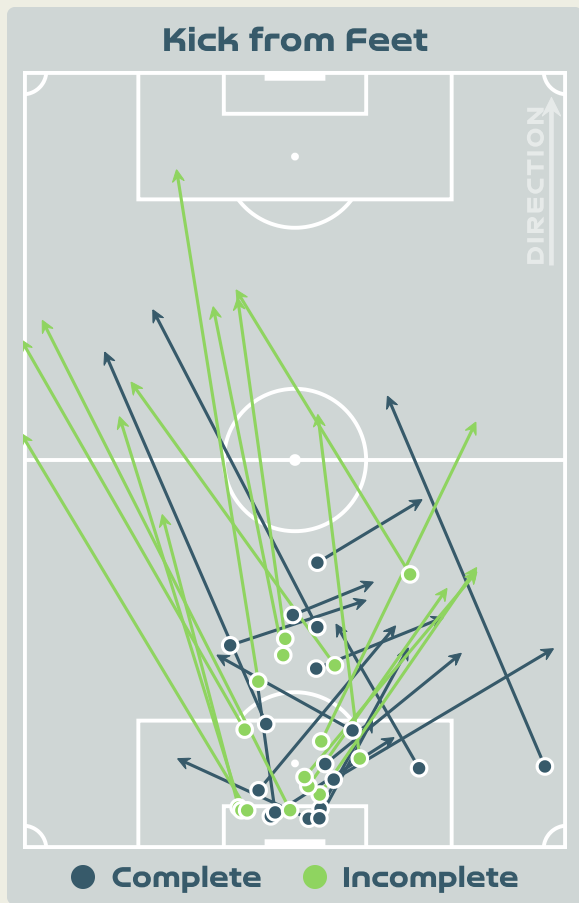


52

Total Involvements



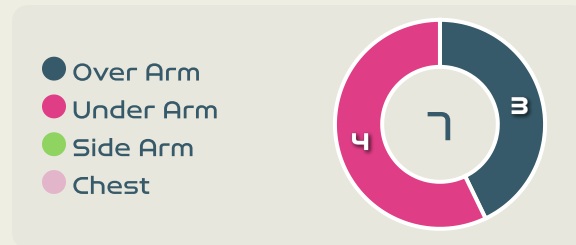
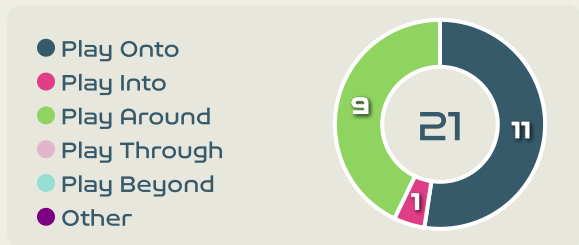
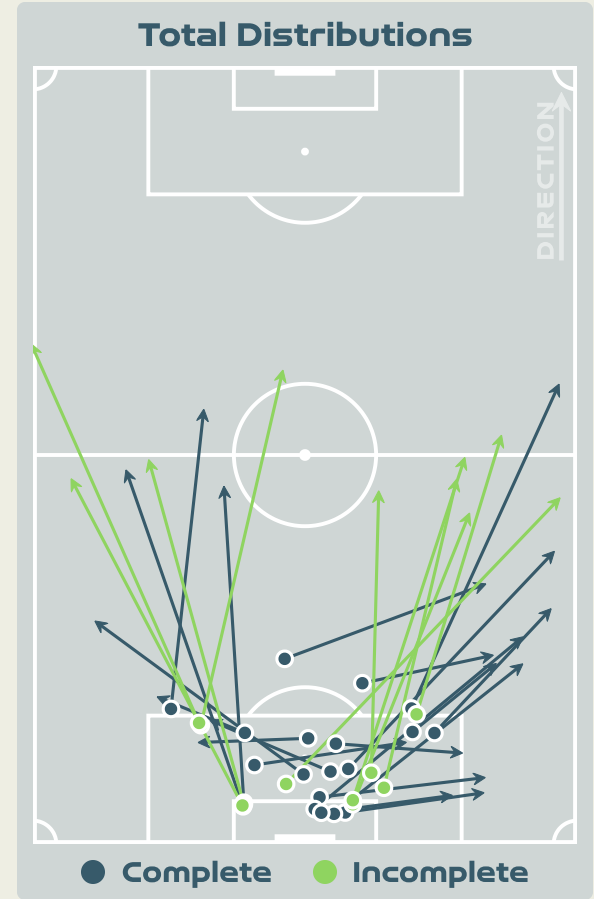
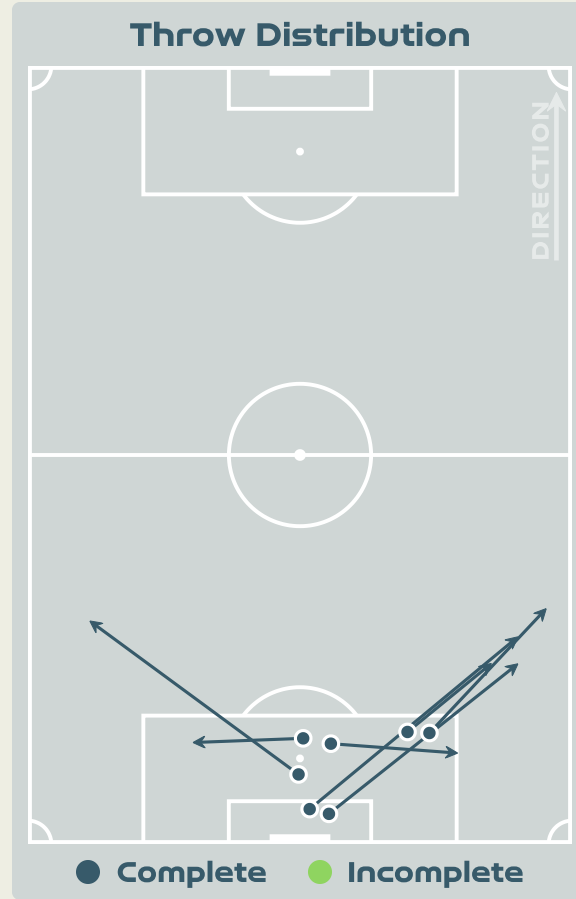
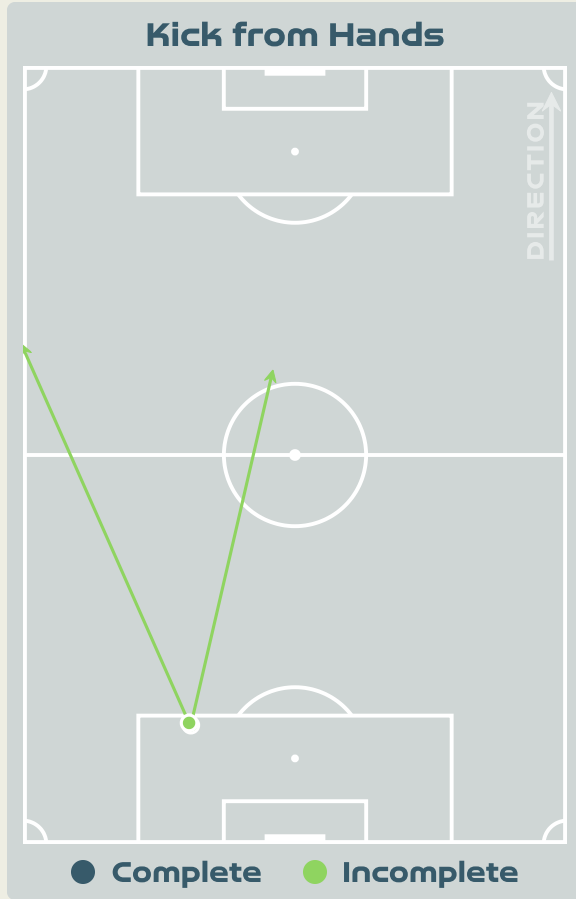
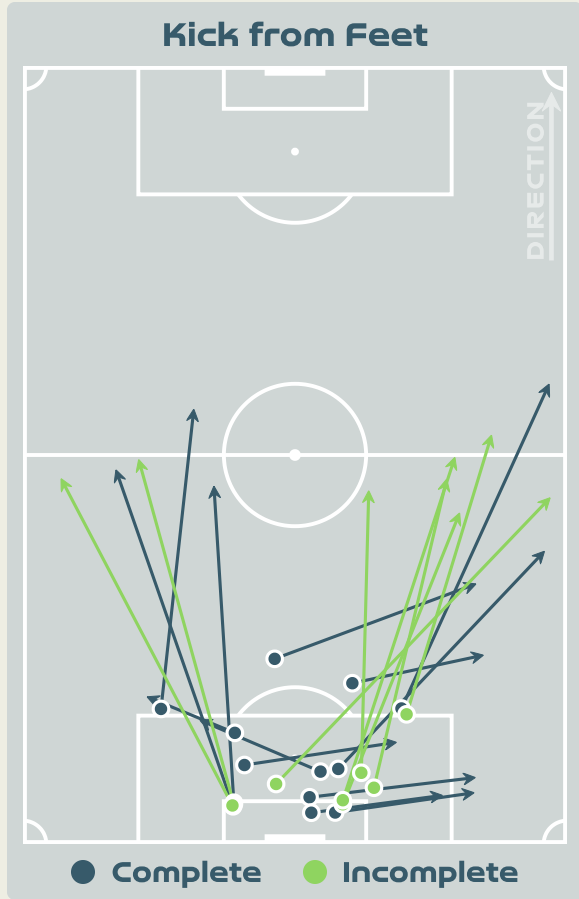
Goalkeeping Distribution



Republic of Ireland

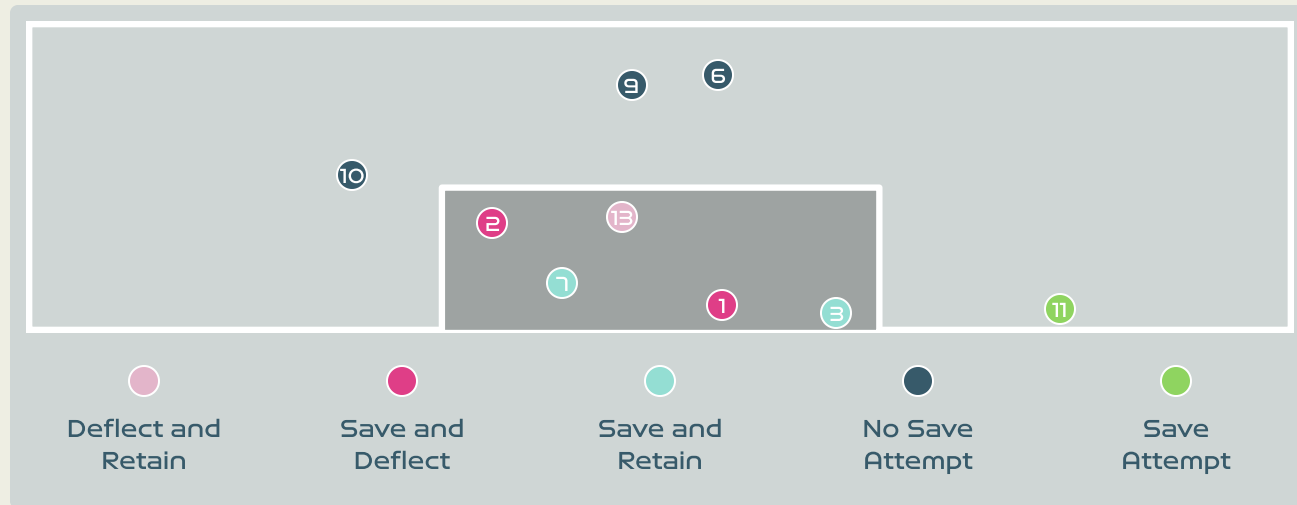
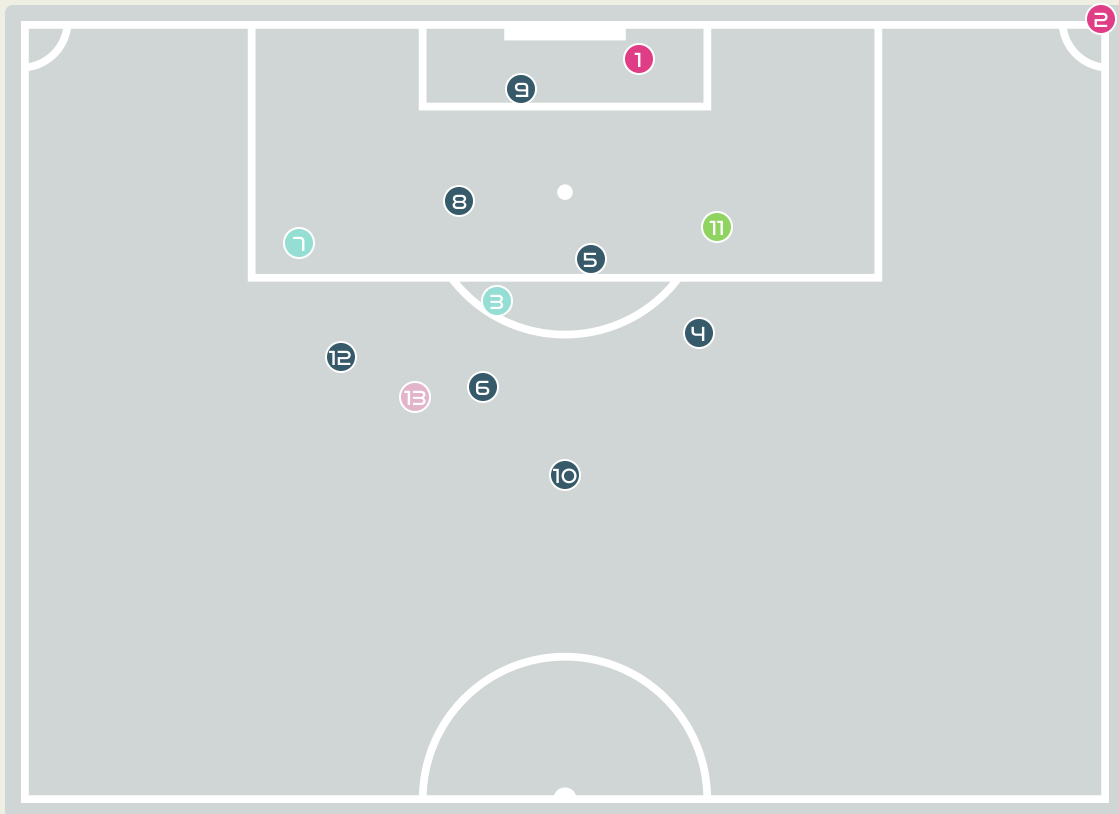


Goalkeeping Distribution



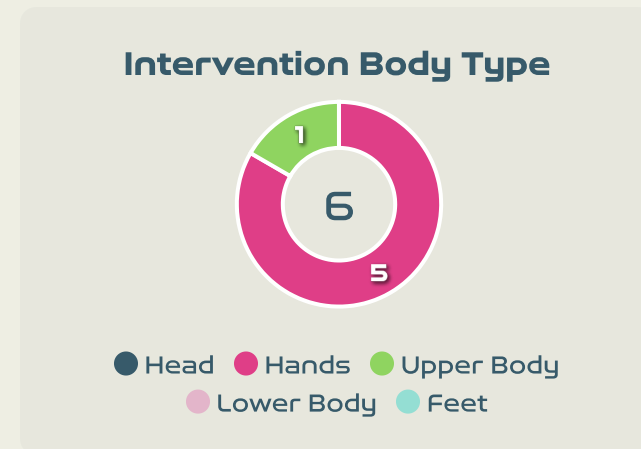
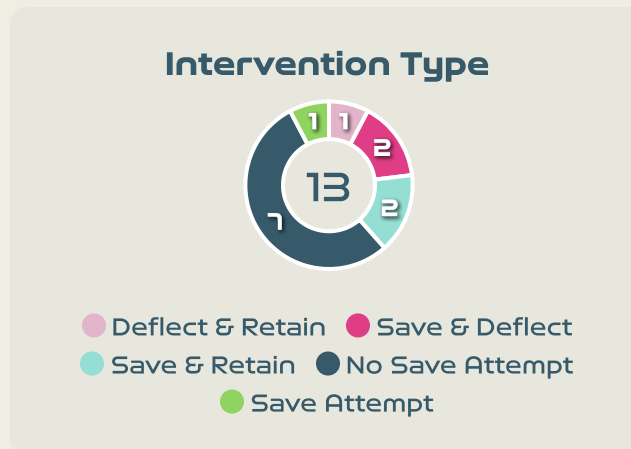


Goal Prevention



13
Total Attempts on Goal Faced

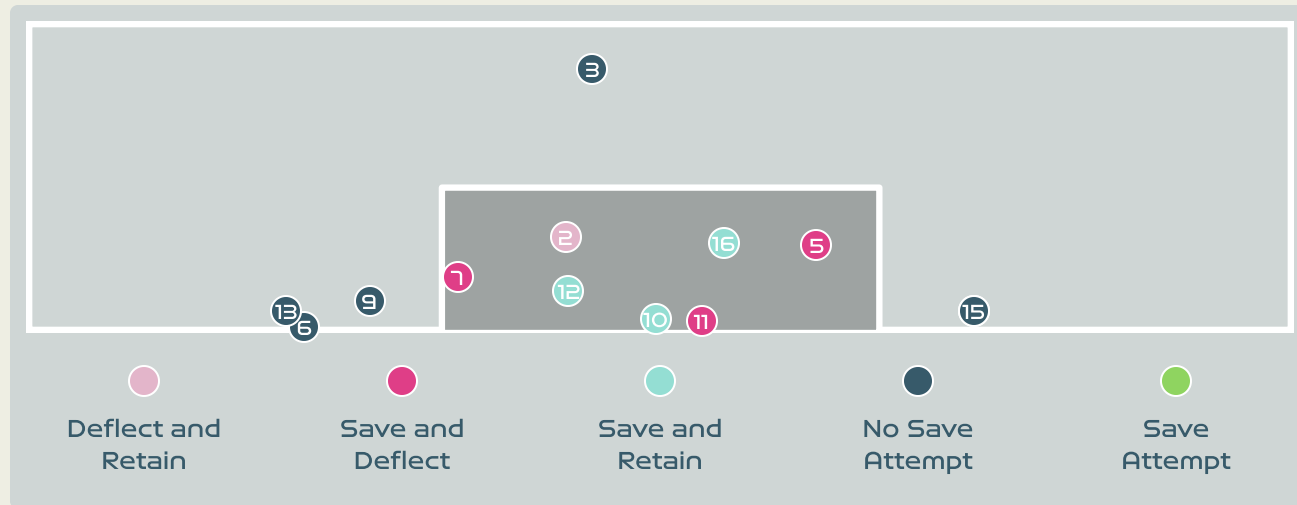
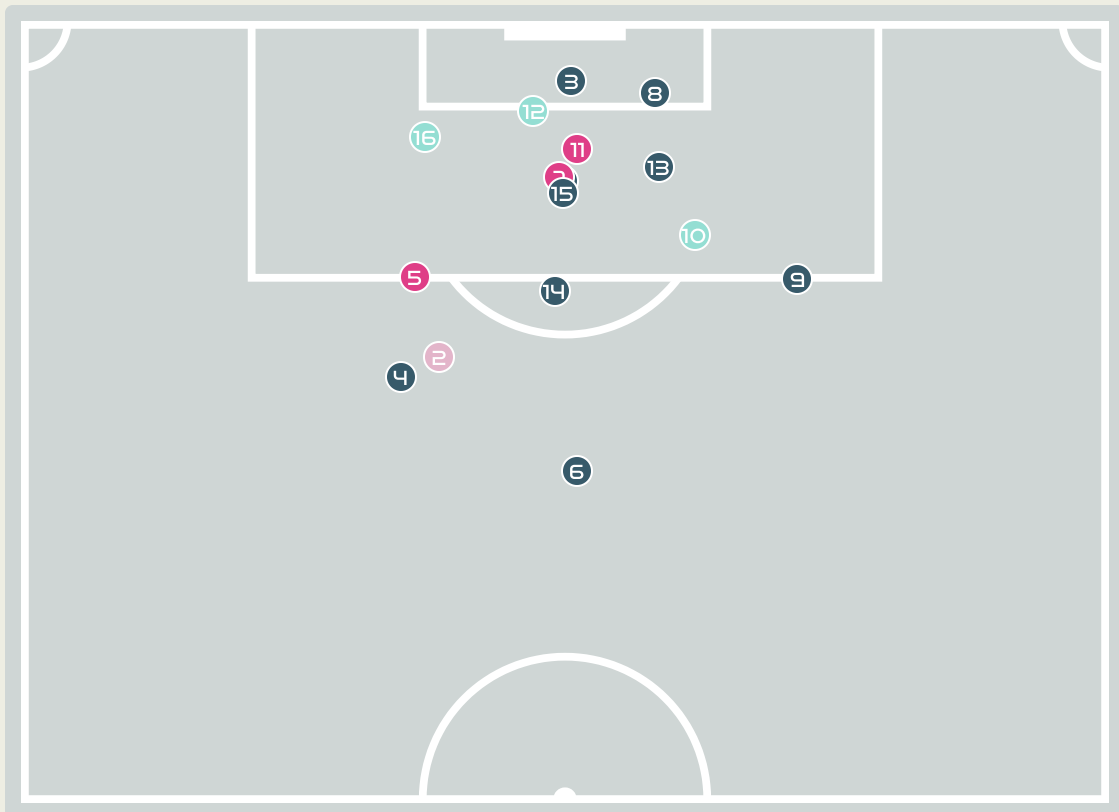
80
Save %



| Total Attempts on Goal Faced | Total Goal Interventions | Save & Retain | Deflect & Retain | Save & Deflect | Save Attempt | No Save Attempt |
|------------------------------|--------------------------|---------------|------------------|----------------|--------------|-----------------|
| 13 | 4 | 2 | 0 | 2 | 1 | 7 |

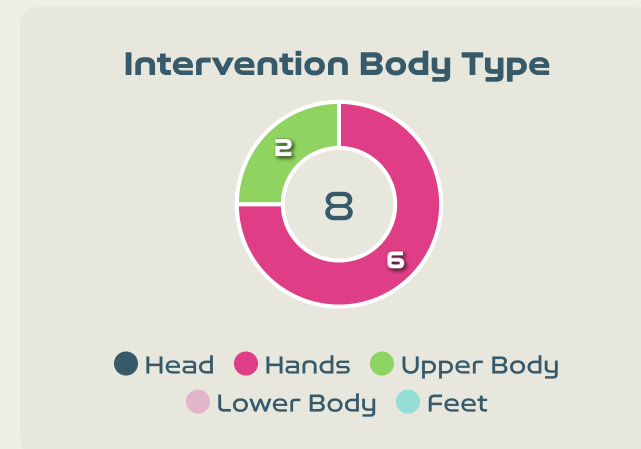
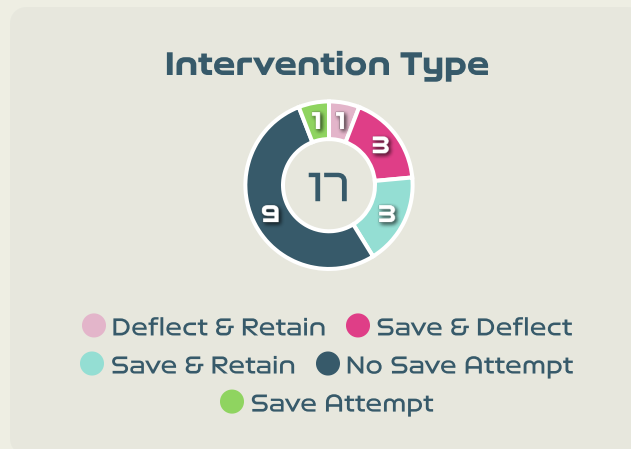
Goal Prevention

Republic of Ireland



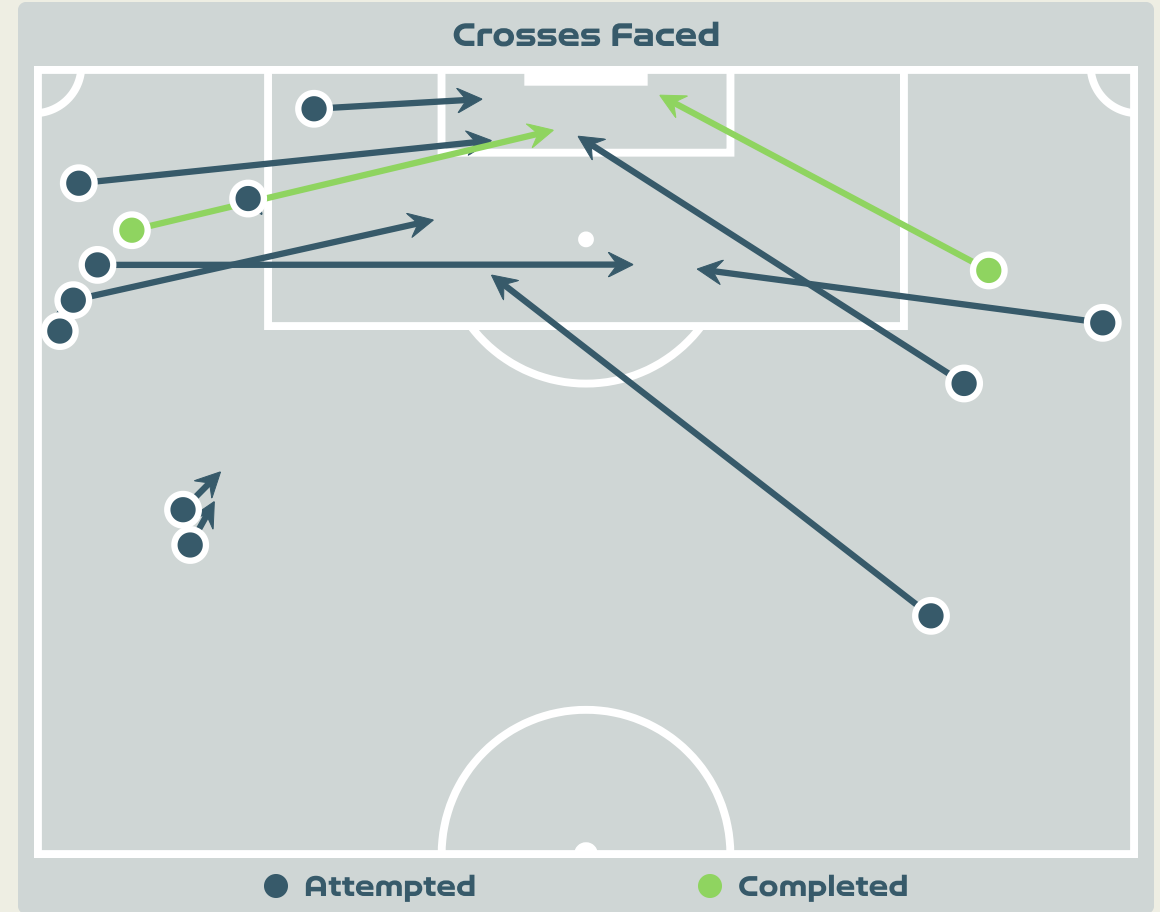

17
Total Attempts on Goal Faced

86
Save %



| Total Attempts on Goal Faced | Total Goal Interventions | Save & Retain | Deflect & Retain | Save & Deflect | Save Attempt | No Save Attempt |
|------------------------------|--------------------------|---------------|------------------|----------------|--------------|-----------------|
| 17 | 6 | 3 | 0 | 3 | 1 | 9 |

Aerial Control



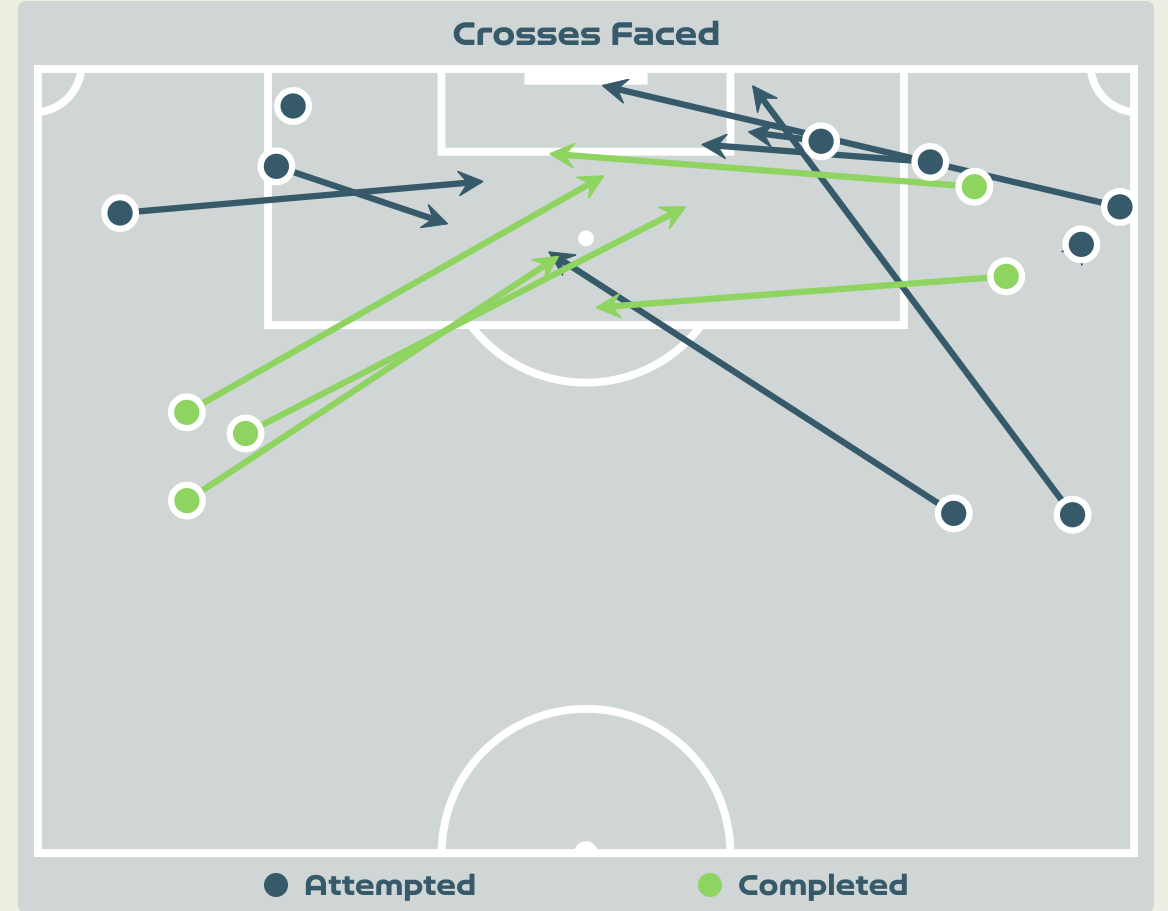

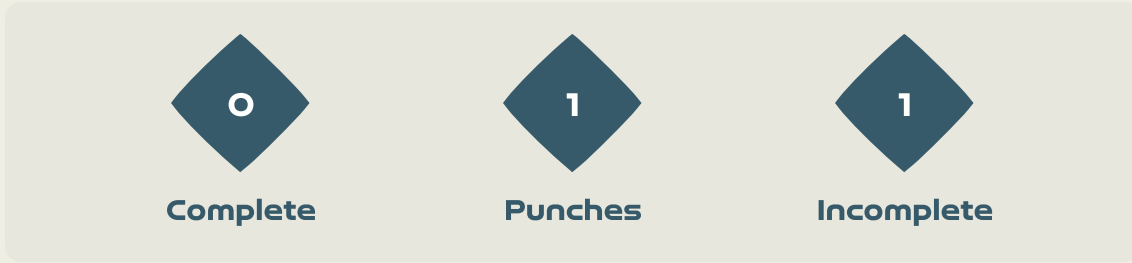
Delivery Types Faced

| Total | In Swing | Out Swing | Driven | Lofted | Cutback | Push |
|-------|----------|-----------|--------|--------|---------|------|
| 17 | 5 | 3 | 0 | 8 | 0 | 1 |

Republic of Ireland



Aerial Control



Delivery Types Faced

| Total | In Swing | Out Swing | Driven | Lofted | Cutback | Push |
|-------|----------|-----------|--------|--------|---------|------|
| 19 | 3 | 3 | 4 | 8 | 0 | 1 |



SET PLAYS



Canada v Republic of Ireland





Set Plays - Corners

45

Total Set Plays

11

Total Free Kicks

0

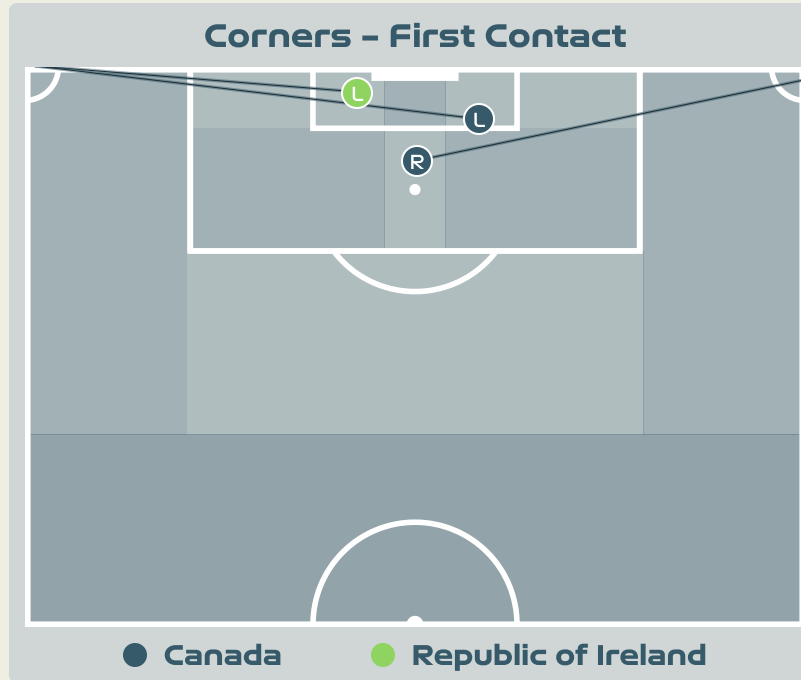
Total Penalties

3

Total Corners

31

Total Throw Ins



| Delivery Type | From Left Side | From Right Side | Total |
|----------------------|----------------|-----------------|-------|
| Direct to Area | 2 | 1 | 3 |
| Short | 0 | 0 | 0 |
| Edge of Penalty Area | 0 | 0 | 0 |

| Delivery Style | Total |
|----------------|-------|
| Inswing | 1 |
| Outswing | 1 |
| Driven | 0 |

| Free Kicks | |
|---------------------|-------|
| Type | Total |
| Direct | 10 |
| Direct (on target) | 0 |
| Direct (off target) | 0 |
| Indirect | 1 |

First Contacts on Canada Crosses

2

By Canada

1

By Republic of Ireland

| Top 5 Player First Contacts | | |
|-----------------------------|---------------------|-------|
| Player | Team | Total |
| GILLES Vanessa | Canada | 2 |
| McCABE Katie | Republic of Ireland | 1 |

Set Plays - Corners

51

Total Set Plays

6

Total Free Kicks

0

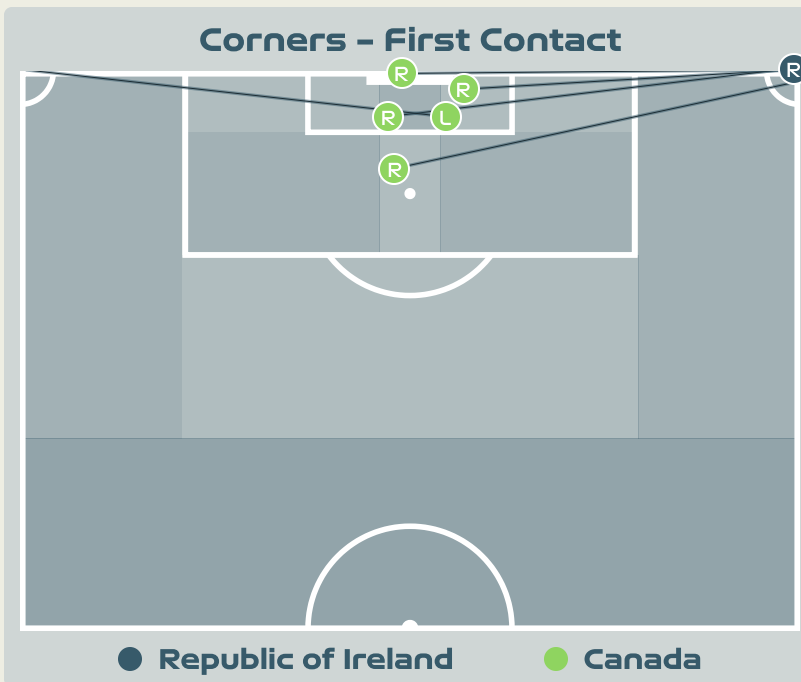
Total Penalties

6

Total Corners

39

Total Throw Ins



Republic of Ireland



| Delivery Type | From Left Side | From Right Side | Total |
|----------------------|----------------|-----------------|-------|
| Direct to Area | 1 | 4 | 5 |
| Short | 0 | 1 | 1 |
| Edge of Penalty Area | 0 | 0 | 0 |

| Delivery Style | Total |
|----------------|-------|
| Inswing | 4 |
| Outswing | 0 |
| Driven | 0 |

| Top 5 Player First Contacts | | |
|-----------------------------|---------------------|-------|
| Player | Team | Total |
| GILLES Vanessa | Canada | 2 |
| McCABE Katie | Republic of Ireland | 1 |
| SHERIDAN Kailen | Canada | 1 |
| HUITEMA Jordyn | Canada | 1 |
| VIENS Evelyne | Canada | 1 |

First Contacts on Republic of Ireland Crosses

1

By Republic of Ireland

5

By Canada

| Free Kicks | |
|---------------------|-------|
| Type | Total |
| Direct | 6 |
| Direct (on target) | 0 |
| Direct (off target) | 0 |
| Indirect | 0 |



INDIVIDUAL DATA IN POSSESSION



Canada v Republic of Ireland



In Possession - Distributions



| # | Player | Passes Attempted | Passes Completed | Pass Completion % | Switches of Play | Crosses Attempted | Crosses Completed | Line Breaks Attempted | Line Breaks Completed | Line Break Completion % | Ball Progressions | Take Ons | Step Ins | Attempts at Goal | Goals |
|----|--------------------|------------------|------------------|-------------------|------------------|-------------------|-------------------|-----------------------|-----------------------|-------------------------|-------------------|----------|----------|------------------|-------|
| 1 | SHERIDAN Kailen | 37 | 21 | 57% | 0 | 0 | 0 | 18 | 5 | 27% | 0 | 0 | 0 | 0 | 0 |
| 3 | BUCHANAN Kadeisha | 45 | 39 | 87% | 0 | 0 | 0 | 7 | 4 | 57% | 0 | 0 | 0 | 0 | 0 |
| 5 | QUINN | 67 | 55 | 82% | 0 | 0 | 0 | 17 | 12 | 70% | 2 | 0 | 2 | 0 | 0 |
| 7 | GROSSO Julia | 23 | 19 | 83% | 0 | 1 | 0 | 4 | 2 | 50% | 0 | 0 | 0 | 0 | 0 |
| 8 | RIVIERE Jayde | 63 | 48 | 76% | 0 | 1 | 0 | 14 | 8 | 57% | 2 | 2 | 0 | 0 | 0 |
| 9 | HUITEMA Jordyn | 11 | 11 | 100% | 0 | 2 | 0 | 0 | 0 | 0% | 8 | 5 | 3 | 6 | 0 |
| 10 | LAWRENCE Ashley | 55 | 46 | 84% | 0 | 2 | 2 | 19 | 13 | 68% | 7 | 2 | 5 | 1 | 0 |
| 11 | VIENS Evelyne | 3 | 3 | 100% | 0 | 0 | 0 | 1 | 1 | 100% | 0 | 0 | 0 | 0 | 0 |
| 14 | GILLES Vanessa | 63 | 52 | 83% | 1 | 1 | 0 | 8 | 2 | 25% | 1 | 0 | 1 | 2 | 0 |
| 17 | FLEMING Jessie | 47 | 38 | 81% | 0 | 7 | 3 | 12 | 7 | 58% | 1 | 1 | 0 | 0 | 0 |
| 19 | LEON Adriana | 12 | 10 | 83% | 0 | 2 | 0 | 3 | 1 | 33% | 1 | 1 | 0 | 3 | 1 |
| 2 | CHAPMAN Allysha | 1 | 0 | 0% | 0 | 0 | 0 | 1 | 0 | 0% | 0 | 0 | 0 | 0 | 0 |
| 4 | ZADORSKY Shelina | 18 | 16 | 89% | 0 | 0 | 0 | 1 | 1 | 100% | 0 | 0 | 0 | 0 | 0 |
| 12 | SINCLAIR Christine | 28 | 20 | 71% | 0 | 0 | 0 | 4 | 4 | 100% | 0 | 0 | 0 | 2 | 0 |
| 13 | SCHMIDT Sophie | 25 | 18 | 72% | 1 | 0 | 0 | 7 | 5 | 71% | 0 | 0 | 0 | 0 | 0 |
| 20 | LACASSE Cloe | 12 | 10 | 83% | 0 | 3 | 2 | 2 | 1 | 50% | 3 | 1 | 2 | 2 | 0 |

In Possession - Offers & Receptions



| | | | Offer movement types | | | | | | |
|----|--------------------|--------------|----------------------|------------|-----------|-----------|-----------|-------------|-----------------|
| # | Player | Total Offers | In Front | In Between | Out to In | In to Out | In Behind | No Movement | Offers Received |
| 1 | SHERIDAN Kailen | 22 | 0 | 0 | 0 | 0 | 0 | 22 | 12 |
| 3 | BUCHANAN Kadeisha | 9 | 0 | 0 | 0 | 0 | 0 | 9 | 6 |
| 5 | QUINN | 63 | 52 | 4 | 1 | 0 | 0 | 6 | 25 |
| 7 | GROSSO Julia | 25 | 18 | 4 | 1 | 0 | 0 | 2 | 9 |
| 8 | RIVIERE Jayde | 13 | 3 | 0 | 0 | 0 | 5 | 5 | 5 |
| 9 | HUITEMA Jordyn | 38 | 3 | 5 | 0 | 3 | 24 | 3 | 8 |
| 10 | LAWRENCE Ashley | 30 | 15 | 1 | 0 | 0 | 5 | 9 | 7 |
| 11 | VIENS Evelyne | 65 | 0 | 19 | 1 | 0 | 45 | 0 | 2 |
| 14 | GILLES Vanessa | 55 | 5 | 0 | 0 | 0 | 0 | 50 | 29 |
| 17 | FLEMING Jessie | 67 | 18 | 25 | 0 | 6 | 12 | 6 | 19 |
| 19 | LEON Adriana | 39 | 5 | 3 | 4 | 4 | 13 | 10 | 8 |
| 2 | CHAPMAN Allysha | 0 | 0 | 0 | 0 | 0 | 0 | 0 | 0 |
| 4 | ZADORSKY Shelina | 12 | 5 | 0 | 0 | 0 | 0 | 7 | 7 |
| 12 | SINCLAIR Christine | 27 | 4 | 8 | 2 | 5 | 8 | 0 | 7 |
| 13 | SCHMIDT Sophie | 13 | 7 | 4 | 0 | 0 | 2 | 0 | 4 |
| 20 | LACASSE Cloe | 33 | 1 | 8 | 0 | 4 | 10 | 10 | 9 |

Republic of Ireland



In Possession - Distributions

| # | Player | Passes Attempted | Passes Completed | Pass Completion % | Switches of Play | Crosses Attempted | Crosses Completed | Line Breaks Attempted | Line Breaks Completed | Line Break Completion % | Ball Progressions | Take Ons | Step Ins | Attempts at Goal | Goals |
|----|-------------------|------------------|------------------|-------------------|------------------|-------------------|-------------------|-----------------------|-----------------------|-------------------------|-------------------|----------|----------|------------------|-------|
| 1 | BROSNAN Courtney | 30 | 20 | 67% | 0 | 0 | 0 | 12 | 4 | 33% | 0 | 0 | 0 | 0 | 0 |
| 4 | QUINN Louise | 5 | 5 | 100% | 0 | 0 | 0 | 2 | 2 | 100% | 0 | 0 | 0 | 0 | 0 |
| 5 | FAHEY Niamh | 33 | 25 | 76% | 0 | 0 | 0 | 11 | 9 | 81% | 1 | 0 | 1 | 1 | 0 |
| 6 | CONNOLLY Megan | 26 | 14 | 54% | 0 | 2 | 0 | 11 | 3 | 27% | 0 | 0 | 0 | 0 | 0 |
| 8 | LITTLEJOHN Ruesha | 24 | 21 | 88% | 0 | 0 | 0 | 6 | 6 | 100% | 1 | 1 | 0 | 0 | 0 |
| 10 | OSULLIVAN Denise | 23 | 19 | 83% | 0 | 0 | 0 | 7 | 5 | 71% | 3 | 3 | 0 | 2 | 0 |
| 11 | McCABE Katie | 32 | 23 | 72% | 0 | 7 | 1 | 16 | 10 | 62% | 9 | 1 | 8 | 4 | 1 |
| 13 | OGORMAN Aine | 25 | 15 | 60% | 0 | 1 | 0 | 12 | 6 | 50% | 0 | 0 | 0 | 0 | 0 |
| 15 | QUINN Lucy | 14 | 8 | 57% | 1 | 1 | 1 | 2 | 2 | 100% | 3 | 1 | 2 | 0 | 0 |
| 17 | FARRELLY Sinead | 24 | 18 | 75% | 0 | 1 | 0 | 7 | 5 | 71% | 1 | 1 | 0 | 2 | 0 |
| 18 | CARUSA Kyra | 11 | 7 | 64% | 0 | 1 | 0 | 1 | 0 | 0% | 0 | 0 | 0 | 3 | 0 |
| 9 | BARRETT Amber | 2 | 1 | 50% | 0 | 0 | 0 | 2 | 0 | 0% | 1 | 1 | 0 | 0 | 0 |
| 12 | AGG Lily | 12 | 8 | 67% | 1 | 0 | 0 | 3 | 1 | 33% | 0 | 0 | 0 | 1 | 0 |
| 19 | LARKIN Abbie | 8 | 3 | 38% | 0 | 0 | 0 | 1 | 0 | 0% | 3 | 1 | 2 | 0 | 0 |
| 20 | SHEVA Marissa | 27 | 14 | 52% | 0 | 1 | 0 | 15 | 5 | 33% | 0 | 0 | 0 | 0 | 0 |
| 22 | ATKINSON Isibéal | 14 | 8 | 57% | 0 | 3 | 0 | 5 | 1 | 20% | 0 | 0 | 0 | 0 | 0 |

In Possession - Offers & Receptions

Republic of Ireland



| | | | Offer movement types | | | | | | |
|----|-------------------|--------------|----------------------|------------|-----------|-----------|-----------|-------------|-----------------|
| # | Player | Total Offers | In Front | In Between | Out to In | In to Out | In Behind | No Movement | Offers Received |
| 1 | BROSNAN Courtney | 11 | 0 | 0 | 0 | 0 | 0 | 11 | 4 |
| 4 | QUINN Louise | 5 | 0 | 0 | 0 | 0 | 1 | 4 | 3 |
| 5 | FAHEY Niamh | 9 | 2 | 1 | 0 | 0 | 1 | 5 | 6 |
| 6 | CONNOLLY Megan | 9 | 3 | 0 | 0 | 0 | 0 | 6 | 3 |
| 8 | LITTLEJOHN Ruesha | 26 | 14 | 8 | 1 | 0 | 1 | 2 | 8 |
| 10 | OSULLIVAN Denise | 55 | 19 | 24 | 1 | 4 | 5 | 2 | 13 |
| 11 | McCABE Katie | 50 | 12 | 6 | 1 | 4 | 13 | 14 | 14 |
| 13 | OGORMAN Aine | 30 | 4 | 0 | 0 | 0 | 5 | 21 | 7 |
| 15 | QUINN Lucy | 20 | 3 | 5 | 0 | 1 | 3 | 8 | 10 |
| 17 | FARRELLY Sinead | 35 | 2 | 6 | 1 | 6 | 4 | 16 | 9 |
| 18 | CARUSA Kyra | 18 | 0 | 2 | 0 | 0 | 15 | 1 | 4 |
| 9 | BARRETT Amber | 10 | 0 | 0 | 0 | 0 | 10 | 0 | 0 |
| 12 | AGG Lily | 13 | 4 | 3 | 1 | 1 | 3 | 1 | 3 |
| 19 | LARKIN Abbie | 21 | 5 | 9 | 0 | 3 | 1 | 3 | 6 |
| 20 | SHEVA Marissa | 17 | 5 | 0 | 0 | 0 | 3 | 9 | 6 |
| 22 | ATKINSON Isibéal | 17 | 4 | 0 | 0 | 0 | 3 | 10 | 7 |



INDIVIDUAL DATA OUT OF POSSESSION



Canada v Republic of Ireland



Out of Possession



| # | Player | Tackles Made / Won | Blocks | Interceptions | Pressing Direct | Pressing Indirect | Duels Won - Aerial | Duels Won - Physical | Possession Contests won | Clearances | Loose Ball Receptions | Pushing On | Pushing On into Pressing | Possession Regains | Possession Interrupted |
|----|--------------------|--------------------|--------|---------------|-----------------|-------------------|--------------------|----------------------|-------------------------|------------|-----------------------|------------|--------------------------|--------------------|------------------------|
| 1 | SHERIDAN Kailen | 0 / 0 | 0 | 0 | 0 | 0 | 0 | 0 | 0 | 0 | 3 | 0 | 0 | 9 | 0 |
| 3 | BUCHANAN Kadeisha | 2 / 0 | 2 | 1 | 5 | 1 | 1 | 1 | 2 | 1 | 3 | 0 | 0 | 2 | 3 |
| 5 | QUINN | 5 / 1 | 4 | 2 | 6 | 24 | 2 | 0 | 5 | 6 | 9 | 19 | 8 | 11 | 5 |
| 7 | GROSSO Julia | 4 / 1 | 3 | 0 | 3 | 5 | 0 | 0 | 0 | 1 | 3 | 4 | 0 | 2 | 2 |
| 8 | RIVIERE Jayde | 2 / 1 | 6 | 0 | 2 | 6 | 1 | 1 | 2 | 2 | 4 | 7 | 2 | 7 | 4 |
| 9 | HUITEMA Jordyn | 2 / 1 | 7 | 1 | 4 | 26 | 6 | 0 | 7 | 4 | 7 | 16 | 10 | 7 | 4 |
| 10 | LAWRENCE Ashley | 3 / 2 | 2 | 0 | 10 | 18 | 0 | 0 | 0 | 2 | 8 | 26 | 16 | 3 | 3 |
| 11 | VIENS Evelyne | 0 / 0 | 0 | 0 | 0 | 6 | 1 | 0 | 2 | 1 | 2 | 10 | 4 | 0 | 0 |
| 14 | GILLES Vanessa | 1 / 0 | 1 | 1 | 5 | 1 | 10 | 0 | 12 | 15 | 9 | 5 | 1 | 7 | 9 |
| 17 | FLEMING Jessie | 7 / 3 | 2 | 2 | 17 | 33 | 4 | 0 | 6 | 0 | 10 | 35 | 18 | 10 | 3 |
| 19 | LEON Adriana | 2 / 1 | 1 | 0 | 4 | 13 | 0 | 0 | 0 | 1 | 3 | 16 | 12 | 1 | 2 |
| 2 | CHAPMAN Allysha | 0 / 0 | 0 | 0 | 0 | 0 | 0 | 0 | 0 | 1 | 0 | 0 | 0 | 0 | 1 |
| 4 | ZADORSKY Shelina | 1 / 1 | 1 | 0 | 1 | 0 | 0 | 0 | 0 | 2 | 4 | 2 | 0 | 1 | 2 |
| 12 | SINCLAIR Christine | 2 / 1 | 1 | 0 | 4 | 15 | 1 | 0 | 1 | 0 | 5 | 16 | 8 | 2 | 1 |
| 13 | SCHMIDT Sophie | 1 / 1 | 1 | 2 | 4 | 3 | 5 | 0 | 6 | 4 | 5 | 13 | 3 | 6 | 1 |
| 20 | LACASSE Cloe | 1 / 1 | 2 | 0 | 1 | 8 | 2 | 0 | 2 | 0 | 4 | 6 | 0 | 2 | 1 |

Republic of Ireland



Out of Possession

| # | Player | Tackles Made / Won | Blocks | Interceptions | Pressing Direct | Pressing Indirect | Duels Won - Aerial | Duels Won - Physical | Possession Contests won | Clearances | Loose Ball Receptions | Pushing On | Pushing On into Pressing | Possession Regains | Possession Interrupted |
|----|-------------------|--------------------|--------|---------------|-----------------|-------------------|--------------------|----------------------|-------------------------|------------|-----------------------|------------|--------------------------|--------------------|------------------------|
| 1 | BROSNAN Courtney | 0 / 0 | 0 | 0 | 0 | 0 | 0 | 0 | 0 | 1 | 3 | 0 | 0 | 11 | 0 |
| 4 | QUINN Louise | 0 / 0 | 1 | 0 | 1 | 3 | 3 | 0 | 3 | 8 | 1 | 11 | 0 | 6 | 4 |
| 5 | FAHEY Niamh | 3 / 0 | 4 | 0 | 4 | 11 | 2 | 0 | 2 | 11 | 9 | 10 | 3 | 7 | 6 |
| 6 | CONNOLLY Megan | 2 / 1 | 2 | 0 | 2 | 4 | 0 | 0 | 0 | 6 | 4 | 11 | 3 | 2 | 5 |
| 8 | LITTLEJOHN Ruesha | 2 / 0 | 1 | 0 | 2 | 14 | 1 | 1 | 7 | 4 | 5 | 14 | 6 | 2 | 4 |
| 10 | OSULLIVAN Denise | 5 / 1 | 1 | 1 | 10 | 34 | 1 | 1 | 3 | 2 | 10 | 33 | 18 | 5 | 5 |
| 11 | McCABE Katie | 6 / 1 | 3 | 1 | 5 | 28 | 1 | 0 | 1 | 5 | 4 | 28 | 17 | 4 | 8 |
| 13 | OGORMAN Aine | 2 / 0 | 1 | 1 | 4 | 7 | 1 | 0 | 1 | 3 | 4 | 14 | 6 | 8 | 1 |
| 15 | QUINN Lucy | 2 / 0 | 0 | 1 | 2 | 12 | 0 | 0 | 0 | 1 | 3 | 14 | 9 | 1 | 1 |
| 17 | FARRELLY Sinead | 1 / 0 | 3 | 0 | 1 | 27 | 2 | 0 | 3 | 2 | 7 | 19 | 11 | 3 | 4 |
| 18 | CARUSA Kyra | 1 / 0 | 0 | 0 | 6 | 14 | 4 | 0 | 4 | 0 | 4 | 11 | 3 | 1 | 1 |
| 9 | BARRETT Amber | 0 / 0 | 0 | 0 | 0 | 3 | 0 | 1 | 1 | 0 | 0 | 4 | 2 | 0 | 0 |
| 12 | AGG Lily | 5 / 2 | 3 | 0 | 5 | 10 | 3 | 0 | 3 | 0 | 6 | 11 | 5 | 4 | 1 |
| 19 | LARKIN Abbie | 4 / 1 | 0 | 0 | 7 | 12 | 0 | 0 | 1 | 0 | 3 | 12 | 8 | 2 | 1 |
| 20 | SHEVA Marissa | 3 / 1 | 1 | 2 | 3 | 2 | 0 | 0 | 0 | 2 | 7 | 3 | 1 | 3 | 3 |
| 22 | ATKINSON Isibéal | 1 / 0 | 0 | 0 | 4 | 4 | 0 | 0 | 0 | 2 | 3 | 6 | 5 | 0 | 2 |



INDIVIDUAL DATA PHYSICAL



Canada v Republic of Ireland



Physical Data



| # | Player | Total Distance (m) | Zone 1: 0-7 km/h (m) | Zone 2: 7-13km/h (m) | Zone 3: 13-19km/h (m) | Zone 4: 19-23km/h (m) | Zone 5: 23+ km/h (m) | High Speed Runs (Zone 4) | Sprints (Zone 5) | Top Speed (km/h) |
|----|--------------------|--------------------|----------------------|----------------------|-----------------------|-----------------------|----------------------|--------------------------|------------------|------------------|
| 1 | SHERIDAN Kailen | 5847.5 | 4011.4 | 1249.6 | 542.1 | 43.9 | 0 | 59.0 | 5.0 | 22.0 |
| 3 | BUCHANAN Kadeisha | 4149.0 | 1812.3 | 1556.7 | 590.8 | 145.2 | 43.6 | 57.0 | 12.0 | 28.0 |
| 5 | QUINN | 11425.9 | 3562.6 | 4448.1 | 2847.3 | 495.9 | 73.1 | 218.0 | 36.0 | 28.3 |
| 7 | GROSSO Julia | 5593.9 | 1844.9 | 2174.9 | 1276.5 | 224.9 | 72.7 | 102.0 | 18.0 | 28.0 |
| 8 | RIVIERE Jayde | 9148.2 | 3297.0 | 3482.7 | 1887.3 | 376.9 | 104.3 | 146.0 | 35.0 | 29.1 |
| 9 | HUITEMA Jordyn | 11315.7 | 3536.2 | 3567.9 | 3332.5 | 591.8 | 287.4 | 242.0 | 54.0 | 28.7 |
| 10 | LAWRENCE Ashley | 10074.7 | 3522.1 | 3860.6 | 2043.1 | 470.5 | 178.3 | 186.0 | 37.0 | 27.8 |
| 11 | VIENS Evelyne | 5425.5 | 1958.1 | 1927.7 | 1226.7 | 249.6 | 63.5 | 103.0 | 18.0 | 29.2 |
| 14 | GILLES Vanessa | 9532.4 | 3318.2 | 4004.6 | 1730.1 | 336.5 | 143.0 | 158.0 | 33.0 | 27.1 |
| 17 | FLEMING Jessie | 12620.7 | 3772.3 | 3436.6 | 4354.1 | 951.6 | 106.0 | 324.0 | 69.0 | 28.6 |
| 19 | LEON Adriana | 7420.1 | 2286.1 | 2476.1 | 2056.9 | 411.1 | 189.2 | 150.0 | 32.0 | 27.8 |
| 2 | CHAPMAN Allysha | 344.0 | 134.5 | 101.9 | 107.6 | 0 | 0 | 8.0 | 0 | 18.8 |
| 4 | ZADORSKY Shelina | 5053.3 | 1872.2 | 1728.2 | 1177.4 | 224.4 | 51.5 | 96.0 | 20.0 | 29.3 |
| 12 | SINCLAIR Christine | 5618.9 | 1908.2 | 1942.5 | 1319.9 | 381.5 | 67.4 | 96.0 | 22.0 | 26.0 |
| 13 | SCHMIDT Sophie | 5783.5 | 1718.3 | 2081.5 | 1513.5 | 346.4 | 123.2 | 121.0 | 29.0 | 27.5 |
| 20 | LACASSE Cloe | 4777.6 | 1265.6 | 1550.8 | 1185.8 | 434.3 | 341.1 | 94.0 | 32.0 | 30.5 |

Republic of Ireland



Physical Data

| # | Player | Total Distance (m) | Zone 1: 0-7 km/h (m) | Zone 2: 7-13km/h (m) | Zone 3: 13-19km/h (m) | Zone 4: 19-23km/h (m) | Zone 5: 23+ km/h (m) | High Speed Runs (Zone 4) | Sprints (Zone 5) | Top Speed (km/h) |
|----|-------------------|--------------------|----------------------|----------------------|-----------------------|-----------------------|----------------------|--------------------------|------------------|------------------|
| 1 | BROSNAN Courtney | 6489.7 | 4851.7 | 1238.9 | 354.3 | 28.6 | 16.9 | 43.0 | 3.0 | 26.0 |
| 4 | QUINN Louise | 10140.2 | 3760.0 | 4083.5 | 1778.6 | 414.7 | 103.4 | 160.0 | 24.0 | 26.1 |
| 5 | FAHEY Niamh | 9986.5 | 3577.2 | 4400.0 | 1688.7 | 277.6 | 41.9 | 153.0 | 20.0 | 26.0 |
| 6 | CONNOLLY Megan | 9702.7 | 3413.4 | 3912.1 | 1948.3 | 302.7 | 126.1 | 169.0 | 24.0 | 27.2 |
| 8 | LITTLEJOHN Ruesha | 7969.6 | 2359.0 | 3663.6 | 1723.8 | 160.2 | 63.0 | 131.0 | 17.0 | 31.1 |
| 10 | OSULLIVAN Denise | 11363.0 | 3549.8 | 4006.6 | 3114.6 | 554.5 | 138.6 | 246.0 | 43.0 | 28.2 |
| 11 | McCABE Katie | 11438.3 | 3421.2 | 4124.7 | 2786.4 | 836.1 | 269.9 | 228.0 | 63.0 | 28.1 |
| 13 | OGORMAN Aine | 7217.5 | 2167.4 | 2996.7 | 1621.1 | 356.5 | 75.8 | 136.0 | 26.0 | 29.2 |
| 15 | QUINN Lucy | 5261.2 | 1844.6 | 2084.5 | 1019.1 | 227.3 | 85.8 | 92.0 | 19.0 | 27.2 |
| 17 | FARRELLY Sinead | 8214.8 | 2134.2 | 3452.7 | 2105.4 | 410.7 | 112.5 | 164.0 | 34.0 | 27.6 |
| 18 | CARUSA Kyra | 7296.4 | 2377.9 | 2955.1 | 1476.1 | 340.7 | 146.7 | 142.0 | 25.0 | 32.4 |
| 9 | BARRETT Amber | 3373.7 | 1364.0 | 963.2 | 788.1 | 201.4 | 57.4 | 57.0 | 13.0 | 26.7 |
| 12 | AGG Lily | 3736.0 | 955.3 | 1534.4 | 1085.3 | 112.8 | 47.8 | 82.0 | 8.0 | 24.9 |
| 19 | LARKIN Abbie | 5566.9 | 1819.3 | 2150.5 | 1217.5 | 294.5 | 85.2 | 97.0 | 24.0 | 26.8 |
| 20 | SHEVA Marissa | 4638.6 | 1174.5 | 1645.3 | 1232.5 | 391.0 | 195.3 | 106.0 | 31.0 | 28.8 |
| 22 | ATKINSON Isibéal | 3524.2 | 1198.6 | 992.4 | 965.6 | 248.5 | 119.1 | 68.0 | 21.0 | 28.3 |

