



**FIFA**  
**U-20 WORLD CUP**  
**ARGENTINA 2023**



**Israel 3 - 2 Brazil**

Quarter-final - Match 46

03 June 2023

14:30 Kick Off

Estadio San Juan del Bicentenario

**POST MATCH SUMMARY REPORT**

# Match Summary - Teams



Israel



Brazil

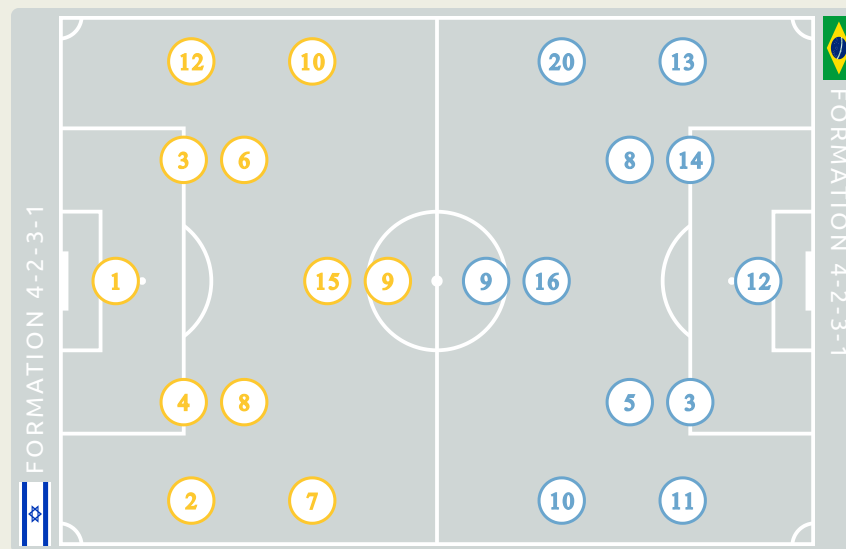


## STARTING

1	GK	ZARFATI Tomer		
2	DF	FEINGOLD Ilay		
3	DF	ISRAELOV Or		
4	DF	LEMKIN Stav		
6	MF	KANCEPOLSKY El Yam	↓ 86'	
7	FW	KHALAILI Anan	⚽ 60'	↓ 77'
8	MF	MADMOUN Ilai (C)		
9	FW	TURGEMAN Dor	↓ 106'	⚽ 105+3'
10	MF	LUGASSY Ariel	↓ 46'	
12	DF	REVIVO Roy		
15	MF	ABED Tay	↓ 85'	

## SUBSTITUTES

18	GK	MELIKA Ofek		
21	GK	GREIS Nitai		
5	DF	EDRI Shon	⏱ 105'	↑ 120+1'
11	FW	SHIBLI Hamza	↑ 46'	⏱ 75'
13	DF	BEN HAROSH Noam		⚽ 93'
14	MF	NAVI Roy	↑ 86'	
16	MF	BINYAMIN Ran	↑ 106'	
17	FW	SENIOR Omer	↑ 77'	
19	DF	FUCHS Hadar		
20	FW	IBRAHIM Ahmad	↑ 85'	



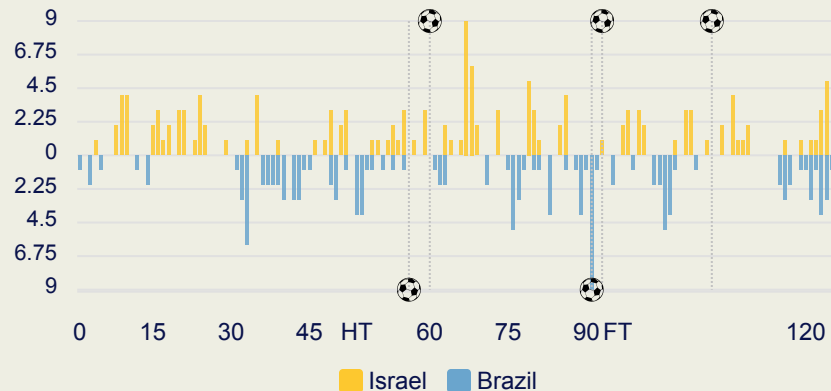
## STARTING

		KAIQUE	GK	12	
⏱ 120'		JEAN PEDROSO	DF	3	
		(C) ANDREY SANTOS	MF	5	
		MARLON GOMES	MF	8	
↓ 77'	⚽ 56'	MARCOS LEONARDO	FW	9	
	↓ 73'	MATHEUS MARTINS	MF	10	
↓ 46'	⏱ 45'	GUILHERME BIRO	FW	11	
	↓ 96'	ANDRE DHOMINIQUE	DF	13	
		DOUGLAS MENDES	DF	14	
		MARQUINHOS	FW	16	
	↓ 73'	SAVIO	MF	20	

## SUBSTITUTES

		MYCAEL	GK	1	
		KAUA SANTOS	GK	21	
		KAIKI	DF	6	
	↑ 73'	GIOVANI	FW	7	
	↑ 46'	RONALD	MF	15	
⏱ 116'	↑ 73'	GIOVANE	FW	17	
	↑ 96'	KEVIN	FW	18	
⏱ 120'	⚽ 91'	MATHEUS NASCIMENTO	FW	19	


## Distribution in the Final Third



# Match Summary - Key Statistics



Israel



Brazil



## Possession

Total	45.8%	11.9%	42.2%	Total
3	Goals			2
22 (7)	Attempts at Goal (On Target)			19 (9)
577 (475)	Total Passes (Complete)			454 (351)
82 %	Pass Completion %			77 %
107	Completed Line Breaks			77
9	Defensive Line Breaks			7
118	Receptions in the Final Third			91
16	Crosses			22
21	Ball Progressions			26
246 (59)	Defensive Pressures Applied (Direct Pressures)			283 (62)
95	Forced Turnovers			93
83	Second Balls			94
151.8 km	Total Distance Covered			145.3 km
7.4 km	Zone 4 – Low Speed Sprinting: 20-25km/h			8.3 km



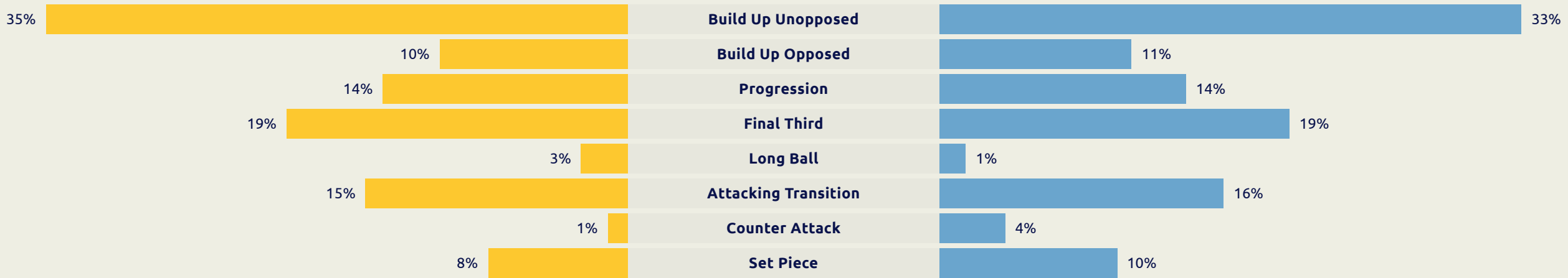
Israel

## Phases of Play

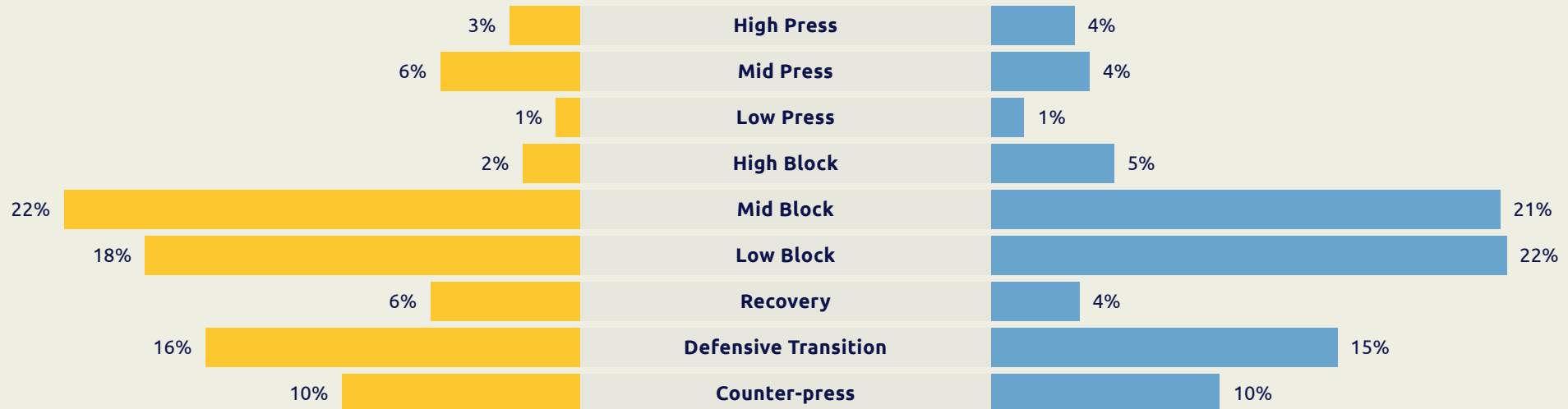
Brazil



### IN POSSESSION



### OUT OF POSSESSION

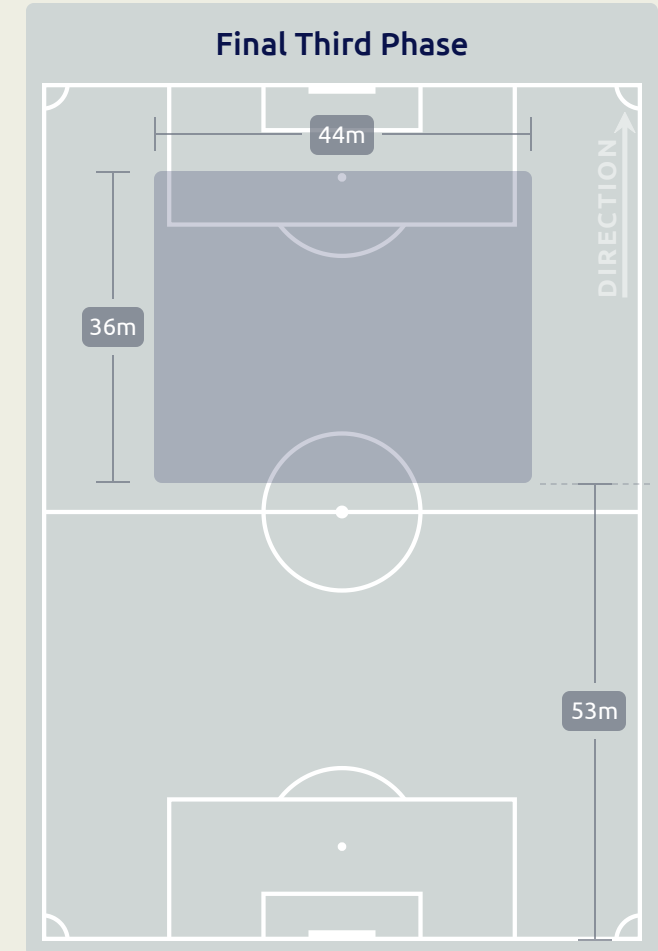
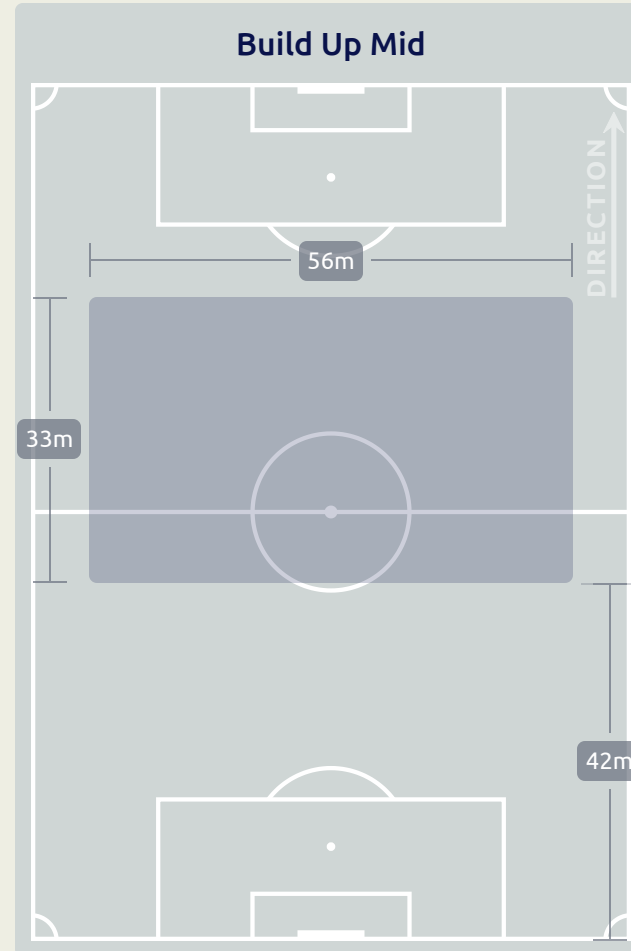
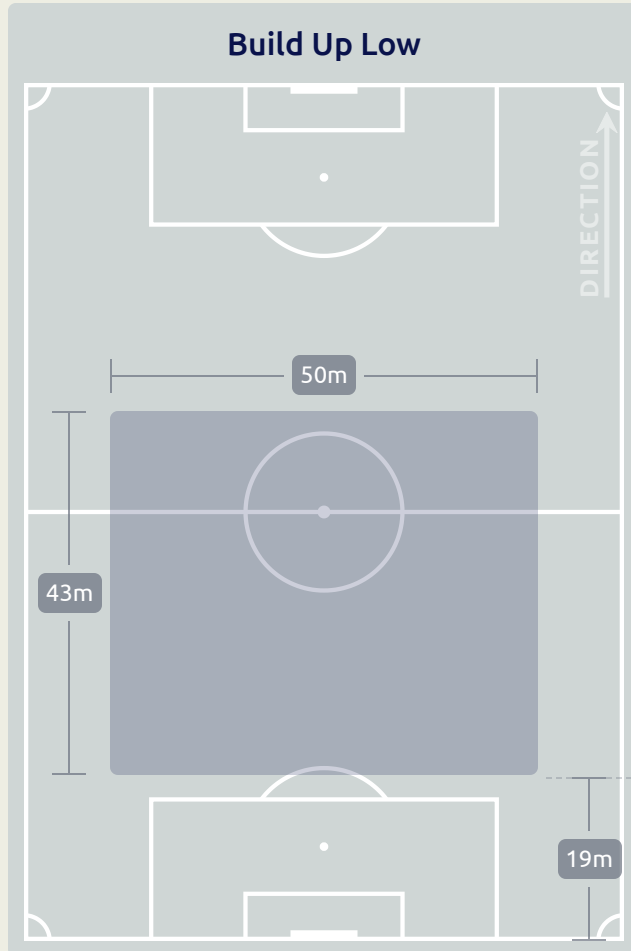


# IN POSSESSION

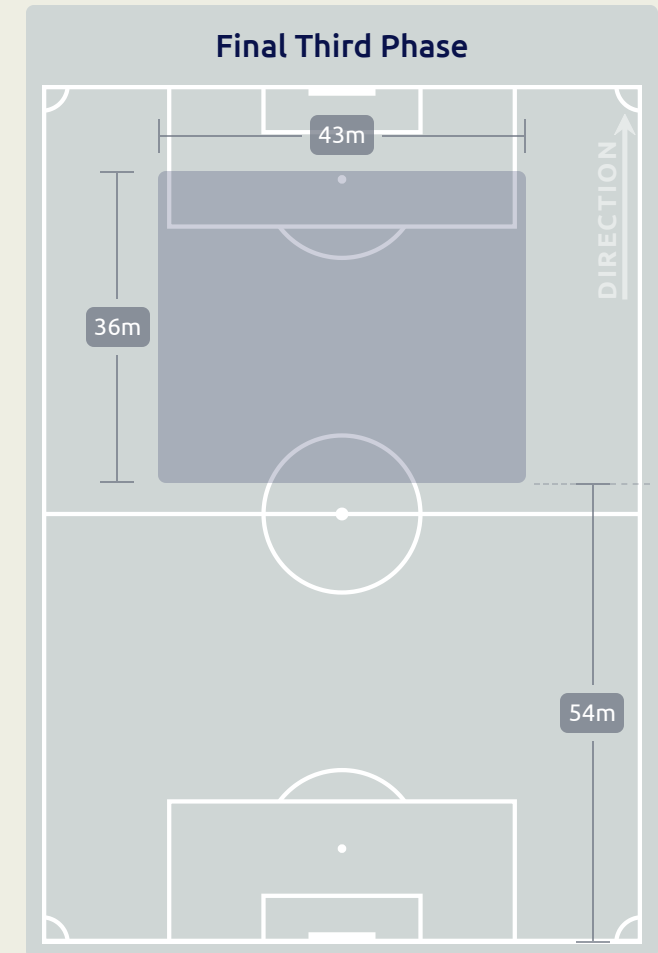
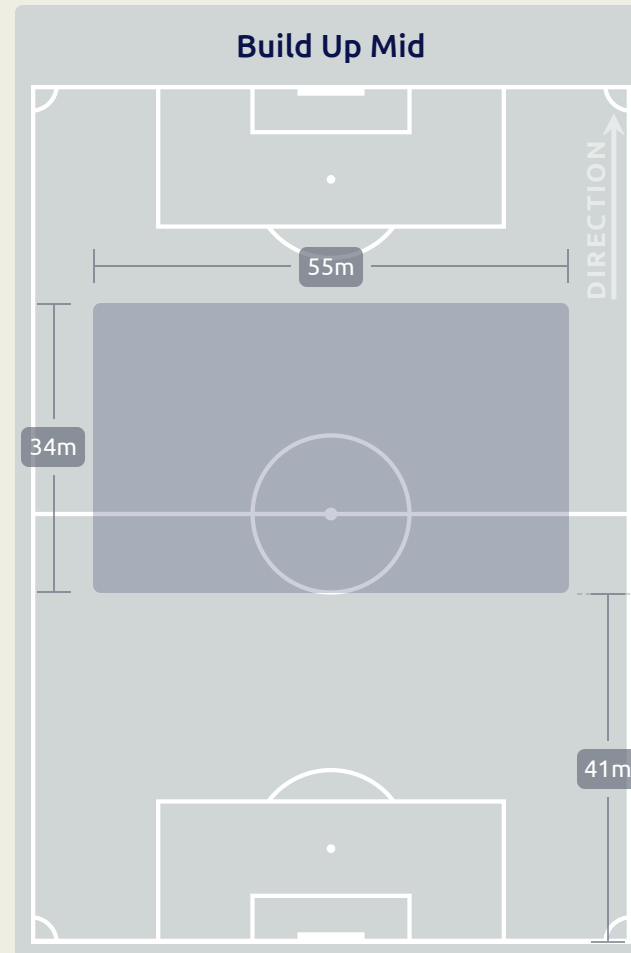
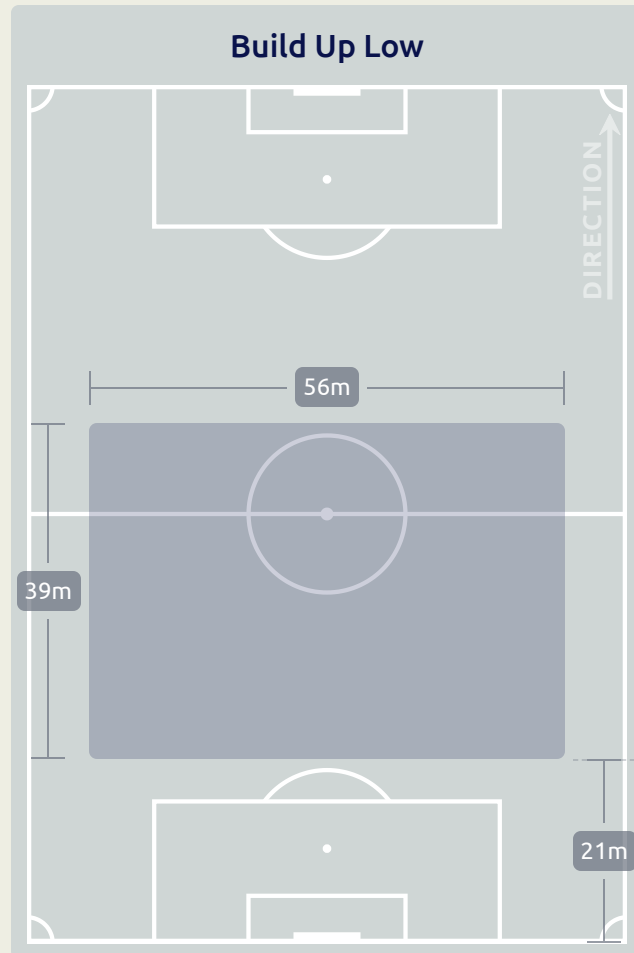


Israel v Brazil

# In Possession Line Height & Team Length



# In Possession Line Height & Team Length



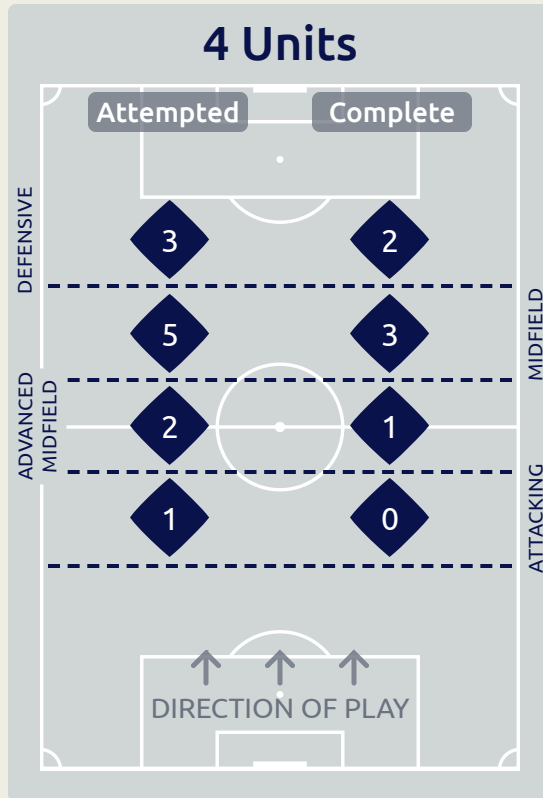
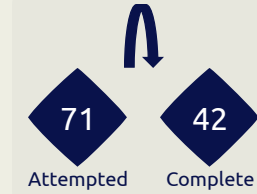
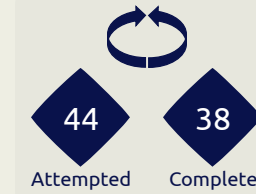
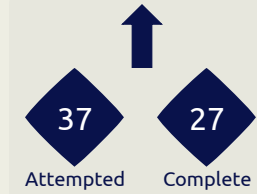
# Line Breaks



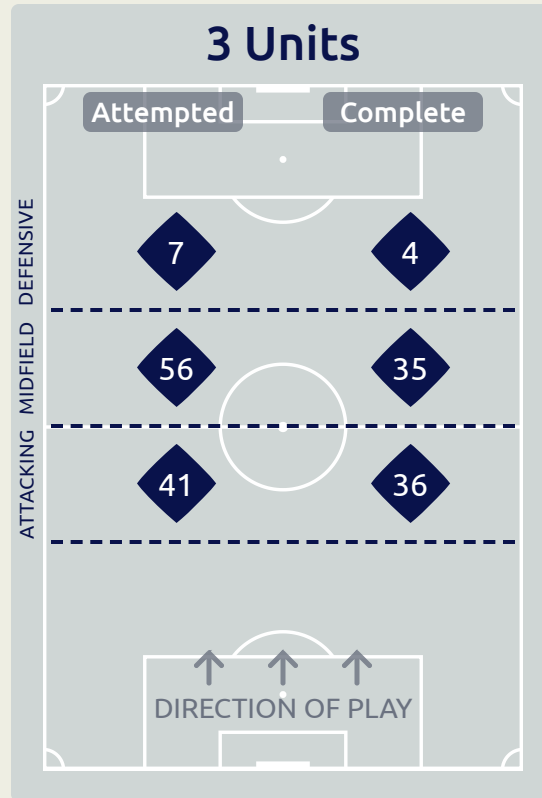
Israel

Attempted Line Breaks

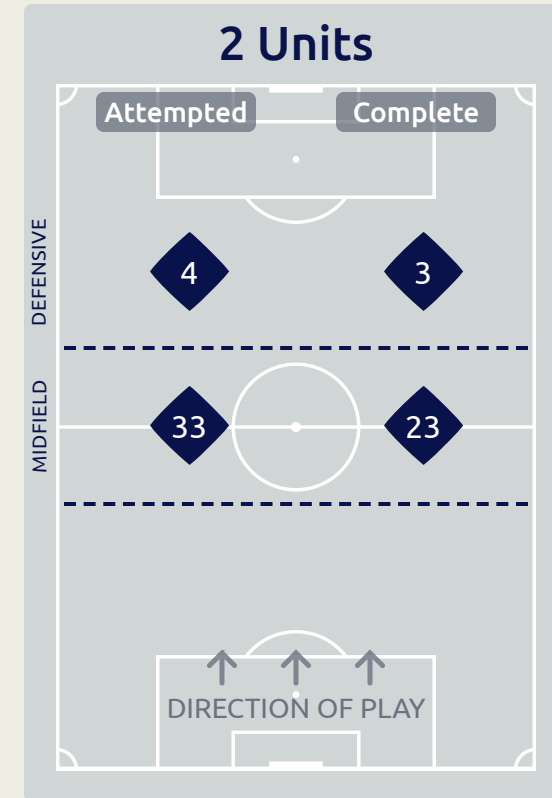
152



<b>Attempted Line Breaks</b>	<b>11</b>
Inside Shape	6
Outside Shape	5



<b>Attempted Line Breaks</b>	<b>104</b>
Inside Shape	63
Outside Shape	41



<b>Attempted Line Breaks</b>	<b>37</b>
Inside Shape	23
Outside Shape	14



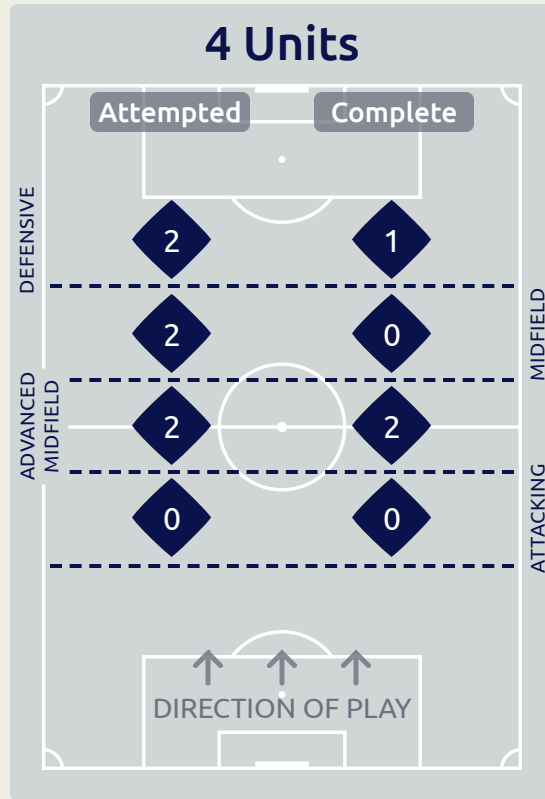
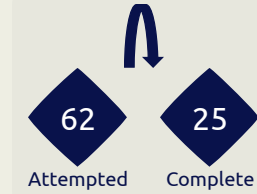
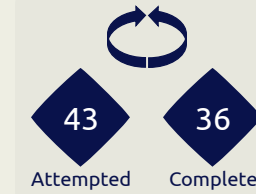
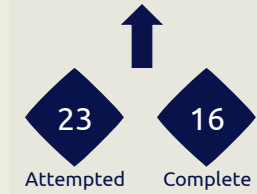
# Line Breaks



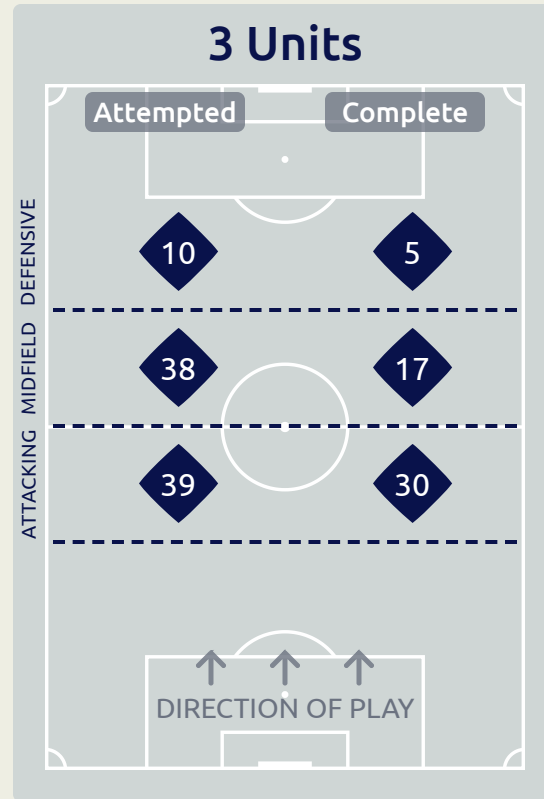
Brazil

Attempted Line Breaks

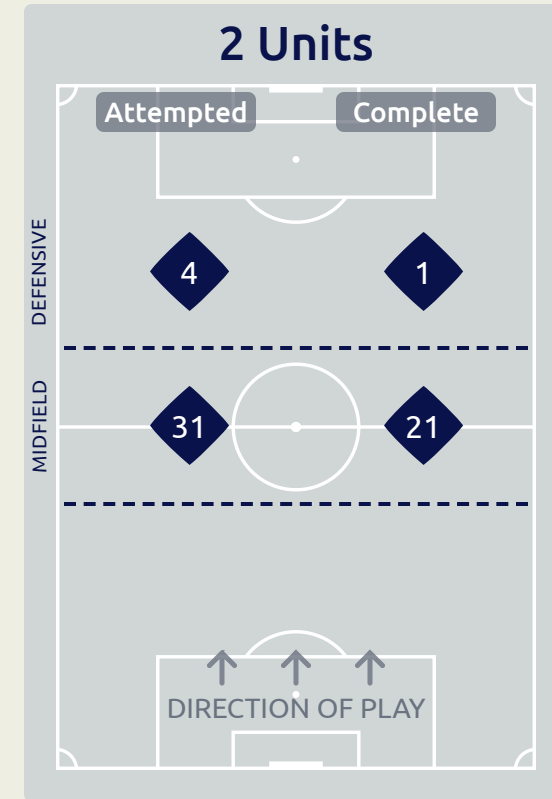
128



<b>Attempted Line Breaks</b>	<b>6</b>
Inside Shape	5
Outside Shape	1



<b>Attempted Line Breaks</b>	<b>87</b>
Inside Shape	51
Outside Shape	36



<b>Attempted Line Breaks</b>	<b>35</b>
Inside Shape	23
Outside Shape	12

## Line Breaks



					4 Units				3 Units			2 Units		Direction			Distribution Type		
#	Player	Line Breaks Attempted	Line Breaks Completed	Line Break Completion %	Attacking Line	Attacking Midfield Line	Midfield Line	Defensive Line	Attacking Line	Midfield Line	Defensive Line	Midfield Line	Defensive Line	Through	Around	Over	Pass	Cross	Ball Progression
1	ZARFATI Tomer	20	7	35%	0	1	0	0	5	9	1	4	0	2	0	18	20	0	0
2	FEINGOLD Ilay	10	9	90%	0	0	0	0	5	4	1	0	0	1	4	5	10	0	0
3	ISRAELOV Or	20	18	90%	0	0	0	0	10	3	1	6	0	3	12	5	20	0	0
4	LEMKIN Stav	18	14	77%	0	1	0	0	7	8	1	1	0	3	3	12	18	0	0
6	KANCEPOLSKY El Yam	15	11	73%	1	0	0	0	2	7	0	4	1	7	3	5	14	1	0
7	KHALAILI Anan	3	0	0%	0	0	1	0	0	1	1	0	0	1	1	1	2	1	0
8	MADMOUN Ilay	25	20	80%	0	0	0	1	8	4	1	11	0	12	5	8	22	3	0
9	TURGEMAN Dor	4	2	50%	0	0	0	0	0	2	0	1	1	1	0	3	4	0	0
10	LUGASSY Ariel	2	0	0%	0	0	0	1	0	1	0	0	0	0	1	1	2	0	0
12	REVIVO Roy	16	11	68%	0	0	1	0	3	6	0	5	1	2	5	9	14	0	2
15	ABED Tay	6	5	83%	0	0	0	0	0	4	1	1	0	2	3	1	5	1	0
5	EDRI Shon	0	0	0%	0	0	0	0	0	0	0	0	0	0	0	0	0	0	0
11	SHIBLI Hamza	3	3	100%	0	0	2	0	0	1	0	0	0	1	2	0	3	0	0
14	NAVI Roy	1	0	0%	0	0	0	0	1	0	0	0	0	0	1	0	1	0	0
16	BINYAMIN Ran	1	1	100%	0	0	1	0	0	0	0	0	0	0	1	0	1	0	0
17	SENIOR Omer	4	3	75%	0	0	0	0	0	3	0	0	1	1	2	1	4	0	0
20	IBRAHIM Ahmad	4	3	75%	0	0	0	1	0	3	0	0	0	1	1	2	4	0	0

## Line Breaks



					4 Units				3 Units			2 Units		Direction			Distribution Type		
#	Player	Line Breaks Attempted	Line Breaks Completed	Line Break Completion %	Attacking Line	Attacking Midfield Line	Midfield Line	Defensive Line	Attacking Line	Midfield Line	Defensive Line	Midfield Line	Defensive Line	Through	Around	Over	Pass	Cross	Ball Progression
12	KAIQUE	9	3	33%	0	0	1	0	4	3	0	1	0	0	0	9	9	0	0
3	JEAN PEDROSO	19	11	57%	0	0	0	0	8	6	1	4	0	2	7	10	19	0	0
5	ANDREY SANTOS	10	8	80%	0	0	0	0	1	4	2	2	1	4	3	3	9	0	1
8	MARLON GOMES	24	19	79%	0	1	0	1	5	7	1	9	0	3	12	9	22	0	2
9	MARCOS LEONARDO	3	1	33%	0	0	0	0	0	1	0	1	1	2	1	0	3	0	0
10	MATHEUS MARTINS	4	3	75%	0	0	0	0	0	3	0	1	0	1	1	2	3	1	0
11	GUILHERME BIRO	13	8	61%	0	0	0	0	6	3	0	3	1	2	3	8	13	0	0
13	ANDRE DHOMINIQUE	11	9	81%	0	1	0	0	8	2	0	0	0	0	6	5	10	0	1
14	DOUGLAS MENDES	11	5	45%	0	0	1	0	5	2	0	3	0	4	3	4	11	0	0
16	MARQUINHOS	10	2	20%	0	0	0	0	1	2	3	4	0	2	2	6	10	0	0
20	SAVIO	4	2	50%	0	0	0	0	0	0	1	2	1	1	1	2	1	2	1
7	GIOVANI	1	0	0%	0	0	0	0	0	0	1	0	0	0	0	1	1	0	0
15	RONALD	4	1	25%	0	0	0	0	1	1	1	1	0	1	2	1	4	0	0
17	GIOVANE	2	2	100%	0	0	0	0	0	2	0	0	0	0	1	1	2	0	0
18	KEVIN	1	1	100%	0	0	0	1	0	0	0	0	0	0	0	1	1	0	0
19	MATHEUS NASCIMENTO	2	2	100%	0	0	0	0	0	2	0	0	0	1	1	0	2	0	0



# Passing Networks

#	Passes From ↓ to →	ZARFATI Tomer	FEINGOLD Ilay	ISRAELOV Or	LEMKIN Stav	KANCEPOLSKY El Yam	KHALAILI Anan	MADMOUN Ilai	TURGEMAN Dor	LUGASSY Ariel	REVIVO Roy	ABED Tay	EDRI Shon	SHIBLI Hamza	NAVI Roy	BINYAMIN Ran	SENIOR Omer	IBRAHIM Ahmad
1	ZARFATI Tomer		0	7	12	2	3	0	0	0	2	1	0	0	0	0	0	1
2	FEINGOLD Ilay	3		2	8	7	1	8	0	0	0	1	0	0	1	0	3	0
3	ISRAELOV Or	7	1		15	12	2	11	1	2	10	1	0	2	1	0	1	2
4	LEMKIN Stav	5	8	17		9	2	9	2	1	1	6	0	0	0	0	2	2
6	KANCEPOLSKY El Yam	0	5	14	12		4	5	1	1	3	1	0	3	0	0	0	0
7	KHALAILI Anan	0	4	0	0	2		4	3	0	1	1	0	0	0	0	0	0
8	MADMOUN Ilai	2	5	15	14	10	3		1	0	3	3	0	3	4	0	0	3
9	TURGEMAN Dor	0	0	0	0	0	2	4		0	0	2	0	2	0	0	0	0
10	LUGASSY Ariel	0	0	0	1	1	0	1	0		2	3	0	0	0	0	0	0
12	REVIVO Roy	1	1	9	1	1	1	0	0	2		2	0	2	2	0	1	0
15	ABED Tay	1	0	0	6	2	2	2	1	3	2		0	6	0	0	0	0
5	EDRI Shon	0	0	0	0	0	0	0	0	0	0	0		0	0	2	0	1
11	SHIBLI Hamza	0	0	0	0	3	1	4	2	0	3	2	0		1	0	0	0
14	NAVI Roy	0	1	2	1	0	0	3	0	0	1	0	0	1		0	0	0
16	BINYAMIN Ran	0	0	0	0	0	0	1	0	0	0	0	0	1	0		1	3
17	SENIOR Omer	0	1	0	0	0	0	0	1	0	0	0	0	0	1	2		2
20	IBRAHIM Ahmad	0	1	0	1	0	0	2	0	0	1	0	1	1	1	3	1	

Top 5 Player to Player Passers		
Player	Passed To	% of Total Team Passes
LEMKIN Stav	ISRAELOV Or	3.8%
ISRAELOV Or	LEMKIN Stav	3.3%
MADMOUN Ilai	ISRAELOV Or	3.3%
KANCEPOLSKY El Yam	ISRAELOV Or	3.1%
MADMOUN Ilai	LEMKIN Stav	3.1%

# Passing Networks

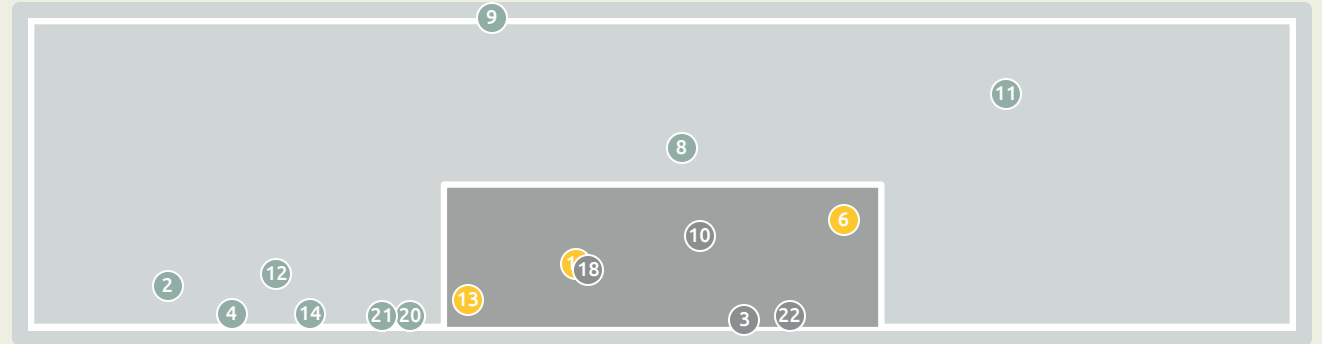
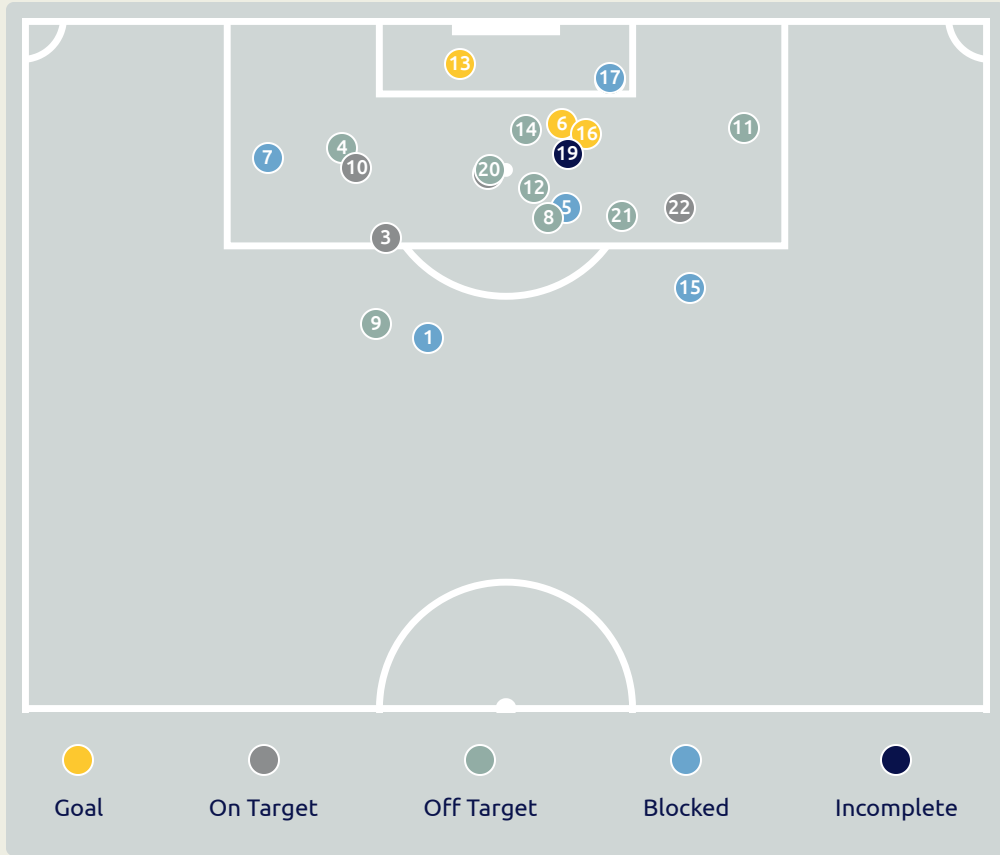







#	Passes From ↓ to →	KAIQUE	JEAN PEDROSO	ANDREY SANTOS	MARLON GOMES	MARCOS LEONARDO	MATHEUS MARTINS	GUILHERME BIRO	ANDRE DHOMINIQUE	DOUGLAS MENDES	MARQUINHOS	SAVIO	GIOVANI	RONALD	GIOVANE	KEVIN	MATHEUS NASCIMENTO
12	KAIQUE		9	1	3	0	0	2	1	7	1	0	0	0	0	0	0
3	JEAN PEDROSO	7		1	3	1	0	12	0	12	10	0	1	1	1	2	1
5	ANDREY SANTOS	1	2		2	3	1	1	2	3	3	1	0	2	3	1	1
8	MARLON GOMES	0	2	6		1	3	2	11	11	8	3	1	1	2	0	2
9	MARCOS LEONARDO	0	0	1	1		0	1	0	0	0	1	0	1	0	0	0
10	MATHEUS MARTINS	0	1	0	0	1		3	2	0	3	0	0	2	0	0	0
11	GUILHERME BIRO	0	3	3	4	0	4		0	3	0	0	0	0	0	0	0
13	ANDRE DHOMINIQUE	1	1	1	4	1	0	0		3	0	4	0	0	2	0	0
14	DOUGLAS MENDES	5	12	2	4	3	0	3	1		0	2	0	2	1	2	0
16	MARQUINHOS	1	3	0	5	0	2	6	0	2		0	0	1	0	0	0
20	SAVIO	0	1	1	1	1	0	0	0	0	0		0	0	0	0	0
7	GIOVANI	0	0	1	1	0	0	0	0	0	0	0		0	2	0	0
15	RONALD	0	3	0	3	1	0	0	0	3	3	0	1		2	0	1
17	GIOVANE	0	0	1	2	0	0	0	1	0	1	0	1	0		0	0
18	KEVIN	0	1	1	1	0	0	0	0	0	1	0	0	0	0		1
19	MATHEUS NASCIMENTO	0	1	4	2	0	0	0	0	0	1	0	1	0	0	0	

## Top 5 Player to Player Passers

Player	Passed To	% of Total Team Passes
JEAN PEDROSO	DOUGLAS MENDES	3.8%
JEAN PEDROSO	GUILHERME BIRO	3.8%
DOUGLAS MENDES	JEAN PEDROSO	3.8%
MARLON GOMES	DOUGLAS MENDES	3.4%
MARLON GOMES	ANDRE DHOMINIQUE	3.4%

# Attempts at Goal



Key	Outcome	Shots
	Goals	3
	On Target	4
	Off Target	9
	Blocked	5
	Incomplete	1

# Attempts at Goal

Time	Player	Outcome	Body Part	Delivery Type
10	10 LUGASSY Ariel	Incomplete - Blocked	Left Foot	Ball Progression
20	4 LEMKIN Stav	Off Target	Head	Corner
34	9 TURGEMAN Dor	Deflected On Target - Saved	Left Foot	Ball Progression
35	15 ABED Tay	Deflected Off Target - Defensive Event	Left Foot	Pass
49	9 TURGEMAN Dor	Incomplete - Blocked	Right Foot	Ball Progression
59	7 KHALAILI Anan	On Target - Goal	Head	Cross
67	15 ABED Tay	Incomplete - Blocked	Left Foot	Pass
68	11 SHIBLI Hamza	Off Target	Right Foot	Pass
69	6 KANCEPOLSKY El Yam	Off Target	Right Foot	Loose Ball
79	9 TURGEMAN Dor	On Target - Saved	Right Foot	Cross
79	15 ABED Tay	Deflected Off Target - Defensive Event	Left Foot	Pass
86	9 TURGEMAN Dor	Off Target	Head	Cross
92	11 SHIBLI Hamza	On Target - Goal	Right Foot	Cross
107	20 IBRAHIM Ahmad	Deflected Off Target - Defensive Event	Right Foot	Corner
107	17 SENIOR Omer	Incomplete - Blocked	Left Foot	Pass
107	9 TURGEMAN Dor	On Target - Goal	Left Foot	Ball Progression
109	17 SENIOR Omer	Incomplete - Blocked	Head	Corner

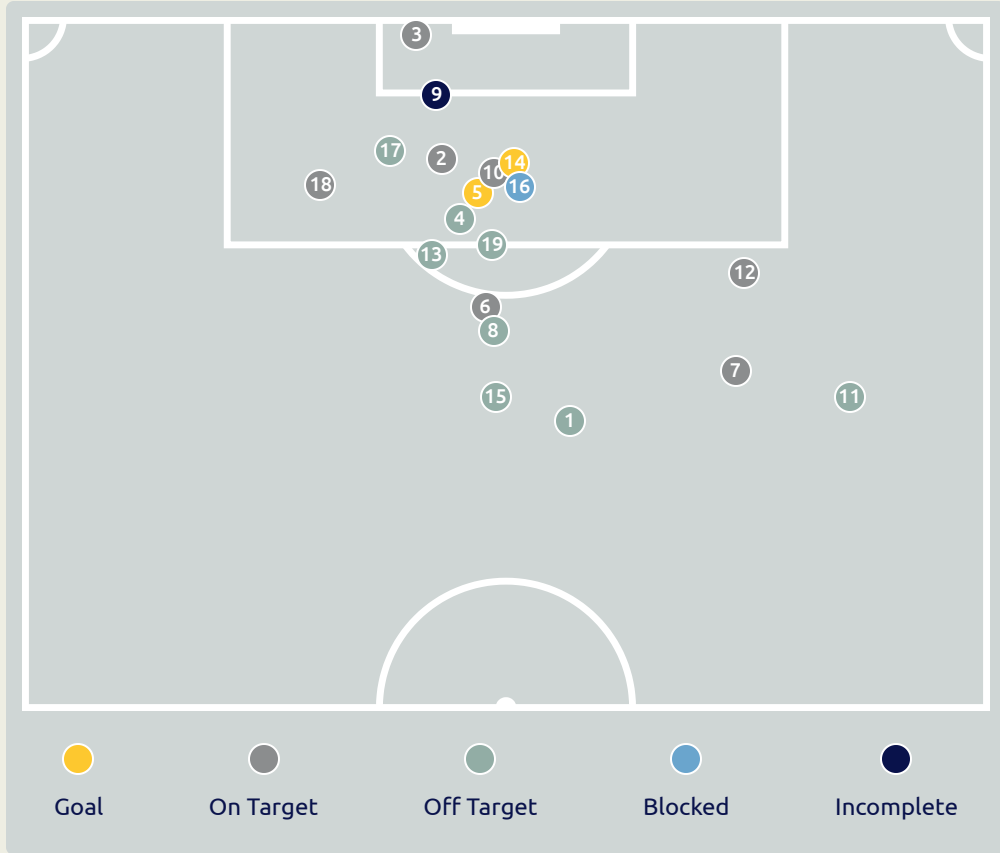
# Attempts at Goal






**Israel**

Time	Player	Outcome	Body Part	Delivery Type
113	8 MADMOUN Ilai	On Target - Saved	Right Foot	Penalty
113	16 BINYAMIN Ran	Incomplete - Foul For	Left Foot	Other
114	20 IBRAHIM Ahmad	Off Target	Right Foot	Penalty
121	17 SENIOR Omer	Off Target	Right Foot	Pass
124	17 SENIOR Omer	On Target - Saved	Right Foot	Pass



# Attempts at Goal



Key	Outcome	Shots
	Goals	2
	On Target	7
	Off Target	8
	Blocked	1
	Incomplete	1



## Attempts at Goal

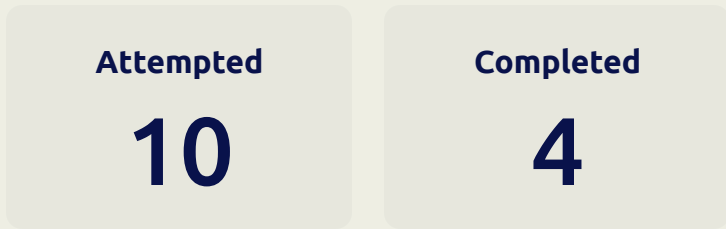
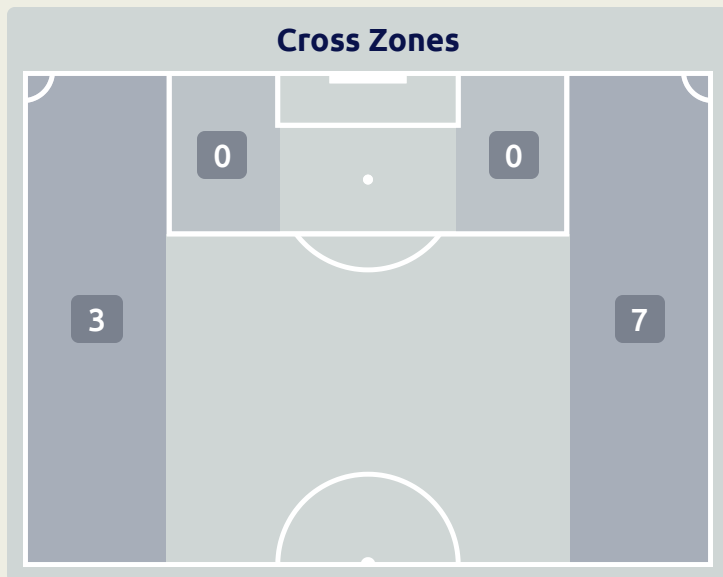
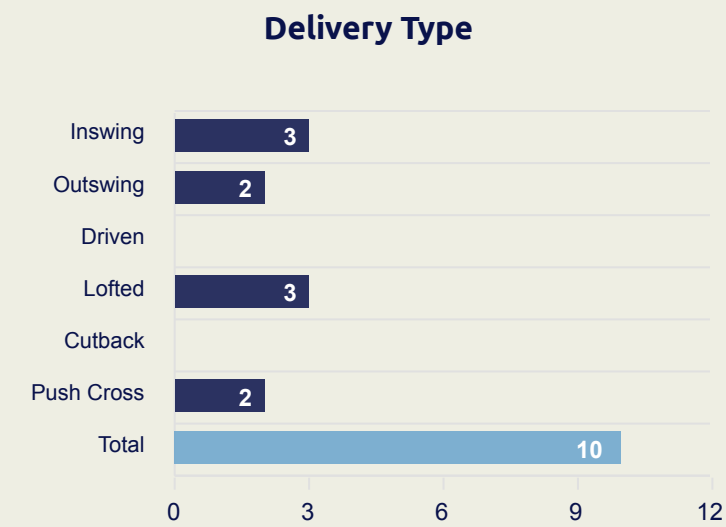
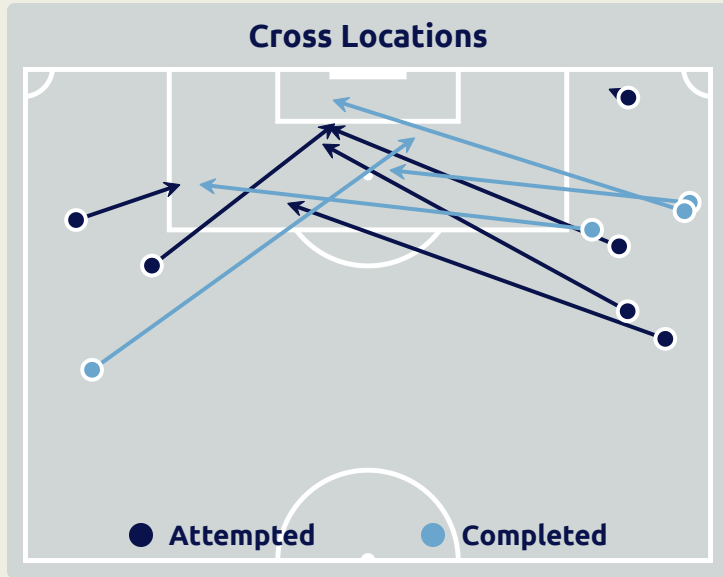
Time	Player	Outcome	Body Part	Delivery Type
5	9 MARCOS LEONARDO	Off Target - Saved	Right Foot	Pass
5	14 DOUGLAS MENDES	On Target - Saved	Head	Corner
31	16 MARQUINHOS	On Target - Saved	Left Foot	Cross
40	9 MARCOS LEONARDO	Off Target	Right Foot	Loose Ball
55	9 MARCOS LEONARDO	On Target - Goal	Left Foot	Pass
63	20 SAVIO	On Target	Left Foot	Ball Progression
74	16 MARQUINHOS	On Target - Saved	Left Foot	Freekick
75	8 MARLON GOMES	Off Target	Left Foot	Loose Ball
77	19 MATHEUS NASCIMENTO	Incomplete - Defensive Event	Head	Pass
77	3 JEAN PEDROSO	On Target - Saved	Head	Loose Ball
82	17 GIOVANE	Off Target	Left Foot	Ball Progression
84	5 ANDREY SANTOS	On Target - Saved	Right Foot	Ball Progression
88	7 GIOVANI	Off Target	Left Foot	Loose Ball
90	19 MATHEUS NASCIMENTO	On Target - Goal	Right Foot	Pass
91	15 RONALD	Off Target	Right Foot	Loose Ball
95	3 JEAN PEDROSO	Incomplete - Blocked	Left Foot	Loose Ball
97	19 MATHEUS NASCIMENTO	Off Target	Right Foot	Cross

# Attempts at Goal

**Brazil**

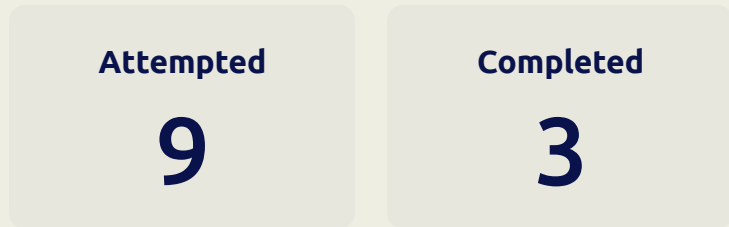
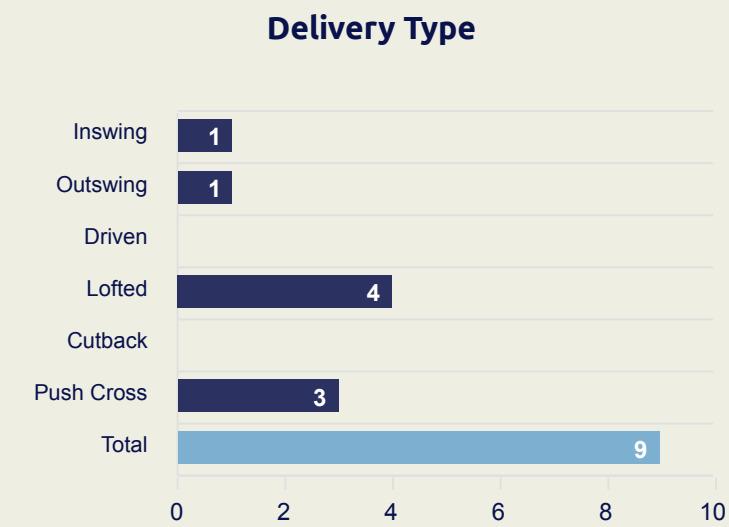
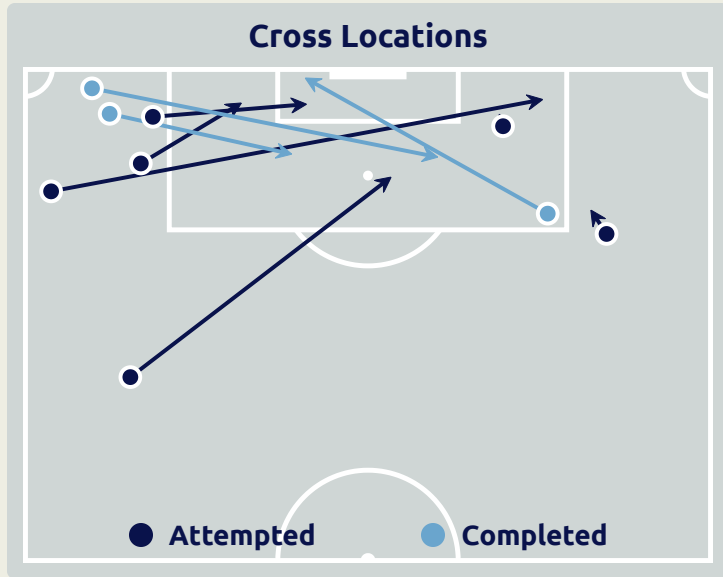
Time	Player	Outcome	Body Part	Delivery Type
98	17 GIOVANE	On Target - Saved	Left Foot	Pass
120	18 KEVIN	Off Target	Right Foot	Loose Ball

# Crosses (Open Play)



#	Player	Inswing	Outswing	Driven	Lofted	Cutback	Push Cross	Total Attempted
1	ZARFATI Tomer	0	0	0	0	0	0	0
2	FEINGOLD Ilay	0	1	0	1	0	0	2
3	ISRAELOV Or	0	0	0	0	0	0	0
4	LEMKIN Stav	0	0	0	0	0	0	0
6	KANCEPOLSKY El Yam	0	0	0	1	0	0	1
7	KHALAILI Anan	0	0	0	0	0	2	2
8	MADMOUN Ilai	1	0	0	0	0	0	1
9	TURGEMAN Dor	0	0	0	0	0	0	0
10	LUGASSY Ariel	0	0	0	0	0	0	0
12	REVIVO Roy	1	0	0	0	0	0	1
15	ABED Tay	1	0	0	0	0	0	1
5	EDRI Shon	0	0	0	0	0	0	0
11	SHIBLI Hamza	0	0	0	0	0	0	0
14	NAVI Roy	0	0	0	0	0	0	0
16	BINYAMIN Ran	0	0	0	0	0	0	0
17	SENIOR Omer	0	1	0	1	0	0	2
20	IBRAHIM Ahmad	0	0	0	0	0	0	0

# Crosses (Open Play)



#	Player	Inswing	Outswing	Driven	Lofted	Cutback	Push Cross	Total Attempted
12	KAIQUE	0	0	0	0	0	0	0
3	JEAN PEDROSO	0	0	0	0	0	0	0
5	ANDREY SANTOS	0	0	0	0	0	0	0
8	MARLON GOMES	1	0	0	0	0	0	1
9	MARCOS LEONARDO	0	0	0	0	0	0	0
10	MATHEUS MARTINS	0	0	0	0	0	0	0
11	GUILHERME BIRO	0	0	0	0	0	0	0
13	ANDRE DHOMINIQUE	0	1	0	0	0	0	1
14	DOUGLAS MENDES	0	0	0	0	0	0	0
16	MARQUINHOS	0	0	0	2	0	1	3
20	SAVIO	0	0	0	1	0	0	1
7	GIOVANI	0	0	0	0	0	1	1
15	RONALD	0	0	0	0	0	0	0
17	GIOVANE	0	0	0	0	0	1	1
18	KEVIN	0	0	0	1	0	0	1
19	MATHEUS NASCIMENTO	0	0	0	0	0	0	0



# Offering to Receive

514

Total Offers Made

173

Total Offers Received

Most Offers

63

MADMOUN Ilai

DEFENSIVE MIDFIELD CENTRE RIGHT

222

Offers Made in Final Third

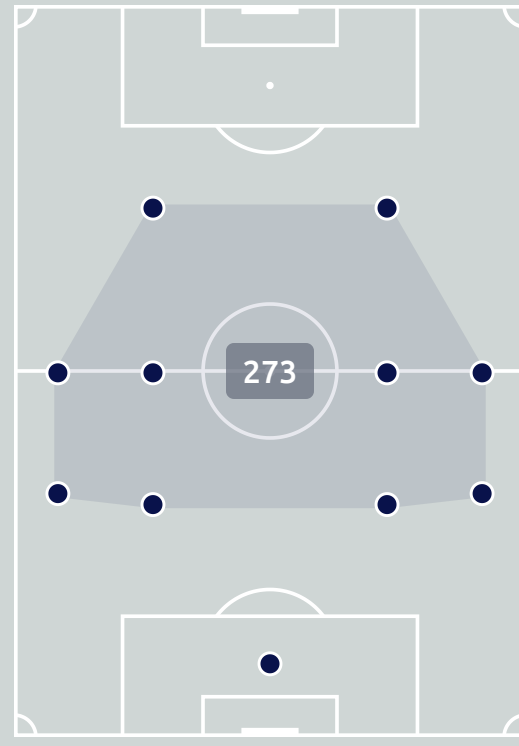
229

Offers Made in Middle Third

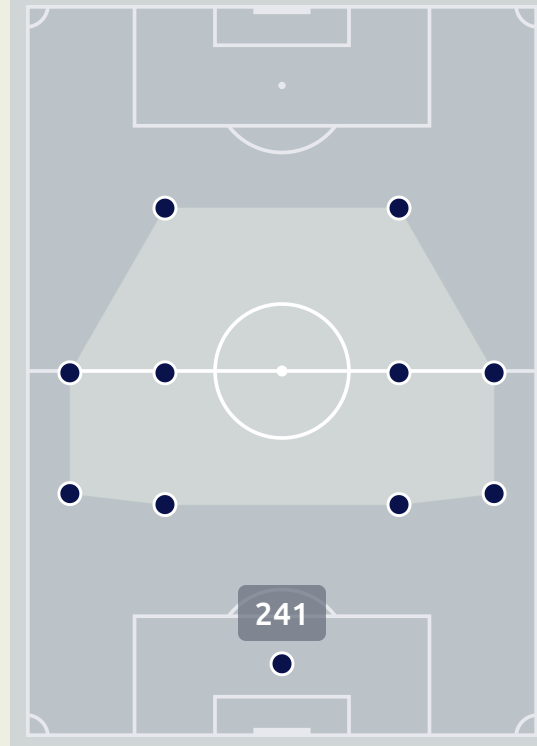
63

Offers Made in Defensive Third

Offers Made Inside Shape



Offers Made Outside Shape



#	Player	Offers Made	Offers Received	% Made & Received
1	ZARFATI Tomer	3	1	33.3%
2	FEINGOLD Ilay	48	18	37.5%
3	ISRAELOV Or	25	13	52%
4	LEMKIN Stav	13	8	61.5%
6	KANCEPOLSKY El Yam	34	15	44.1%
7	KHALAILI Anan	44	9	20.5%
8	MADMOUN Ilai	63	35	55.6%
9	TURGEMAN Dor	39	9	23.1%
10	LUGASSY Ariel	22	5	22.7%
12	REVIVO Roy	34	11	32.4%
15	ABED Tay	52	17	32.7%
5	EDRI Shon	5	1	20%
11	SHIBLI Hamza	55	12	21.8%
14	NAVI Roy	8	1	12.5%
16	BINYAMIN Ran	7	2	28.6%
17	SENIOR Omer	27	10	37%
20	IBRAHIM Ahmad	35	6	17.1%

# Offering to Receive

491

**Total Offers Made**

132

**Total Offers Received**
**Most Offers**

# 87

**ANDREY SANTOS**

DEFENSIVE MIDFIELD CENTRE LEFT

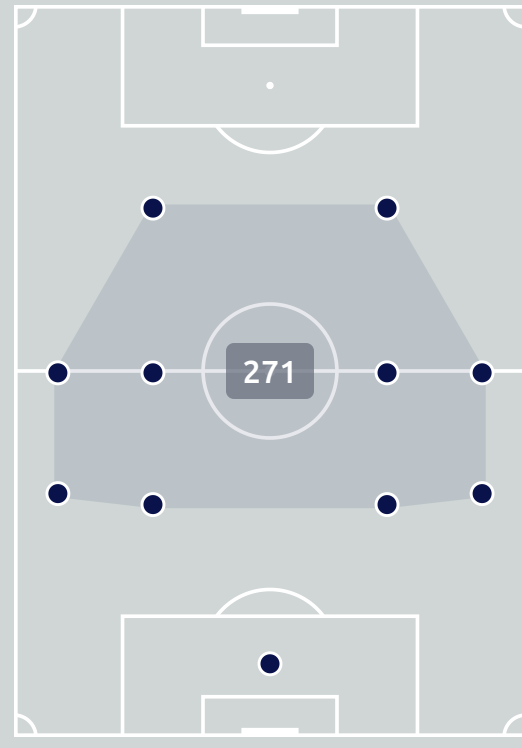
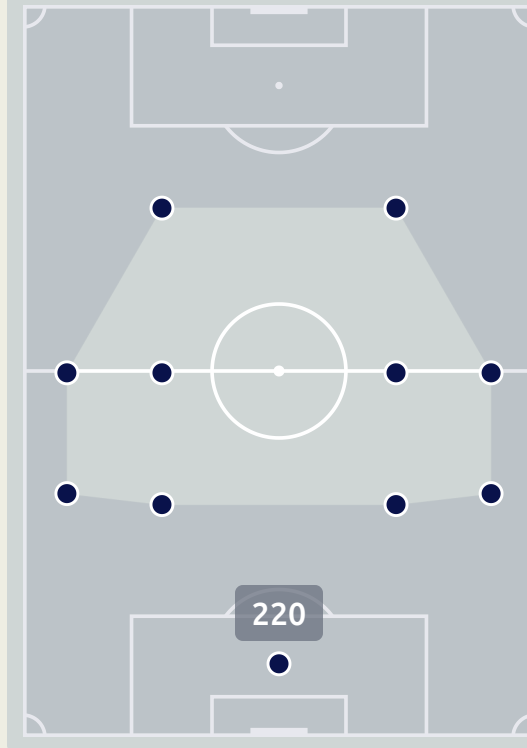
210

**Offers Made in Final Third**

211

**Offers Made in Middle Third**

70

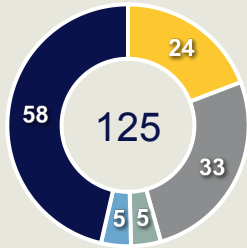
**Offers Made in Defensive Third**
**Offers Made Inside Shape**

**Offers Made Outside Shape**


#	Player	Offers Made	Offers Received	% Made & Received
12	KAIQUE	3	0	0%
3	JEAN PEDROSO	27	19	70.4%
5	ANDREY SANTOS	87	12	13.8%
8	MARLON GOMES	63	28	44.4%
9	MARCOS LEONARDO	35	6	17.1%
10	MATHEUS MARTINS	39	12	30.8%
11	GUILHERME BIRO	10	4	40%
13	ANDRE DHOMINIQUE	14	3	21.4%
14	DOUGLAS MENDES	21	9	42.9%
16	MARQUINHOS	64	8	12.5%
20	SAVIO	24	7	29.2%
7	GIOVANI	31	7	22.6%
15	RONALD	20	4	20%
17	GIOVANE	14	4	28.6%
18	KEVIN	11	3	27.3%
19	MATHEUS NASCIMENTO	28	6	21.4%

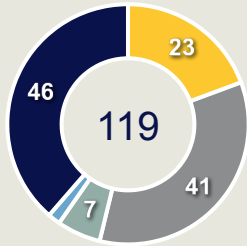
# Movement to Receive

## Movement Types by Phase

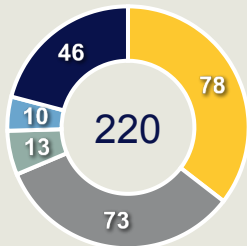
### Final Third Phase



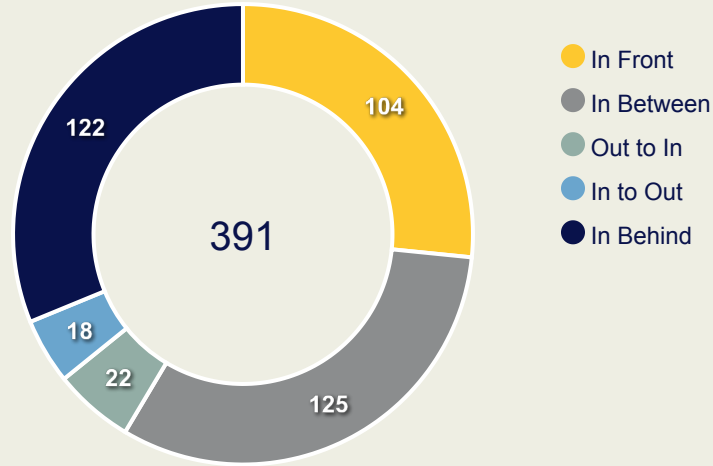
### Progression Phase



### Build Up Phase



## All Movement Types

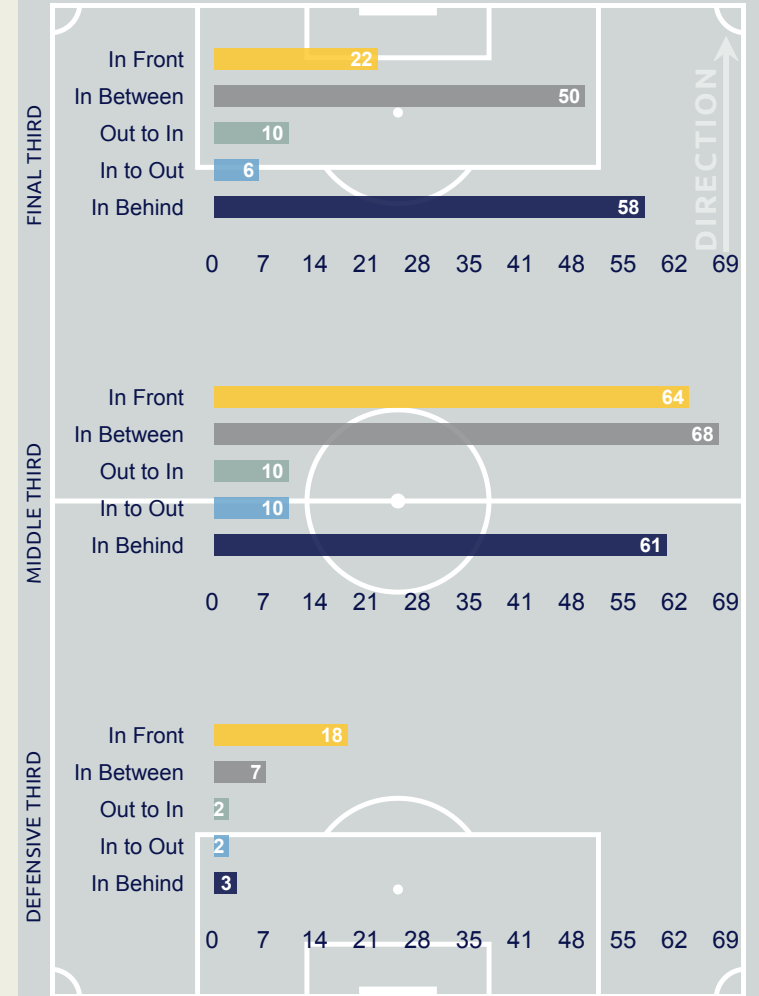


- In Front
- In Between
- Out to In
- In to Out
- In Behind

## Top Ranked Players

Type	Player	Movements
In Front	8 MADMOUN Ilai	36
In Between	9 TURGEMAN Dor	24
Out to In	11 SHIBLI Hamza	7
In to Out	15 ABED Tay	5
In Behind	7 KHALAILI Anan	22

## Movement Types Pitch Third

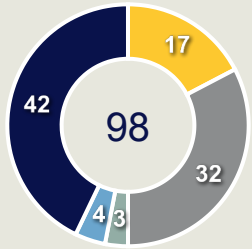




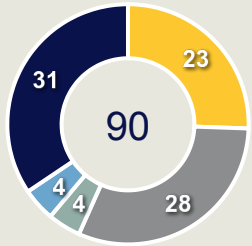
# Movement to Receive

## Movement Types by Phase

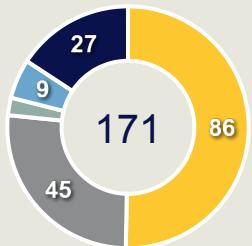
### Final Third Phase



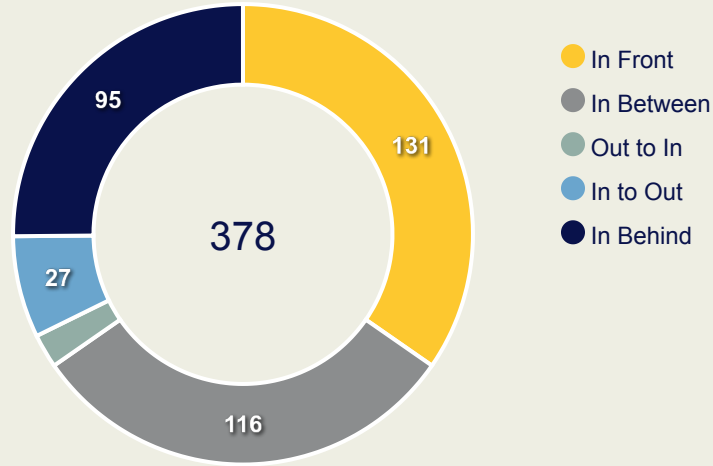
### Progression Phase



### Build Up Phase



## All Movement Types

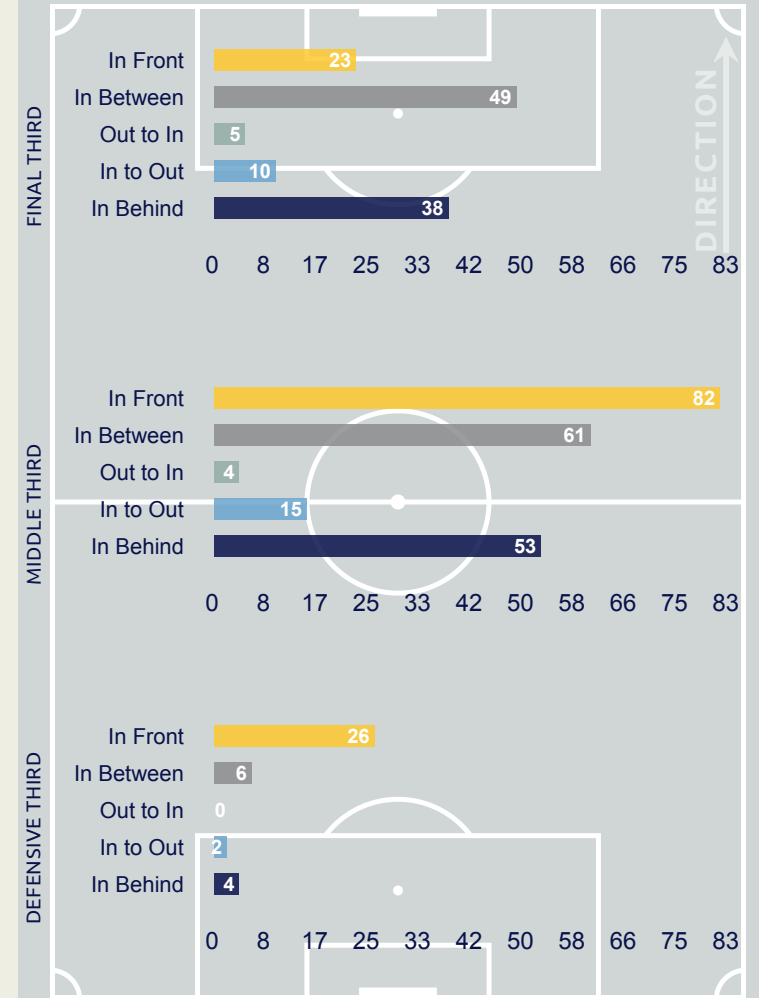


- In Front
- In Between
- Out to In
- In to Out
- In Behind

## Top Ranked Players

Type	Player	Movements
In Front	8 MARLON GOMES	34
In Between	5 ANDREY SANTOS	41
Out to In	10 MATHEUS MARTINS	4
In to Out	16 MARQUINHOS	6
In Behind	10 MATHEUS MARTINS	15

## Movement Types Pitch Third



# OUT OF POSSESSION



Israel v Brazil

# Defensive Actions

**95**

Forced Turnovers

**66**

Possession Regained

**8**

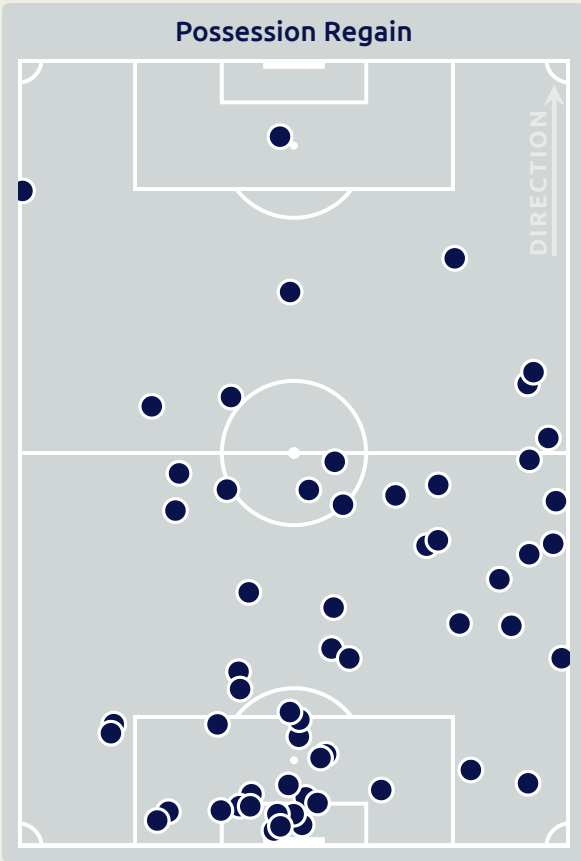
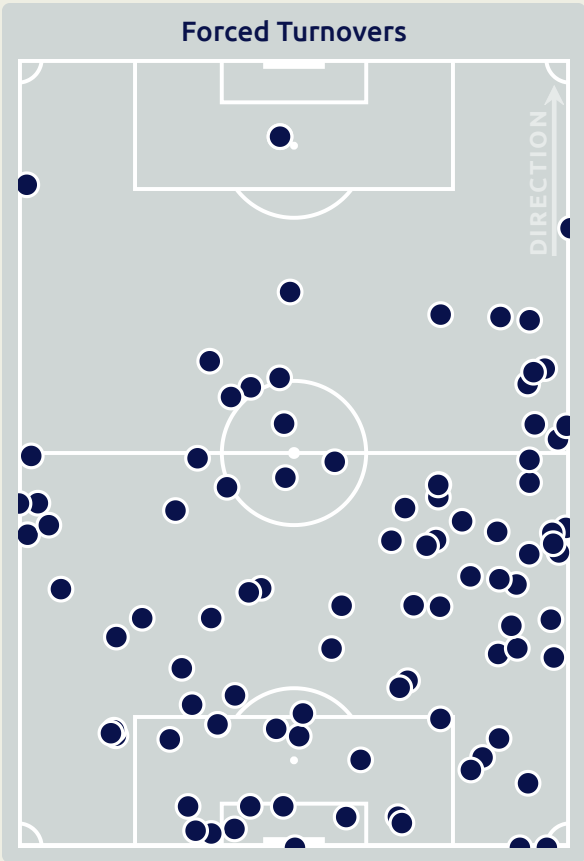
Interceptions

**44**

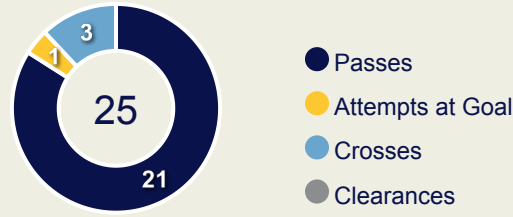
Tackles

**4.05**

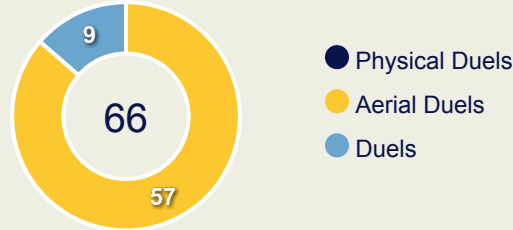
Possession Actions / Defensive Action



## Blocks



## Possession Contests



## Most Possession Regains

**12**

**ZARFATI Tomer**

GOALKEEPER

#	Player	Total Possession Regains
1	ZARFATI Tomer	12
2	FEINGOLD Ilay	8
3	ISRAELOV Or	2
4	LEMKIN Stav	8
6	KANCEPOLSKY El Yam	7
7	KHALAILI Anan	3
8	MADMOUN Ilay	6
9	TURGEMAN Dor	3
10	LUGASSY Ariel	1
12	REVIVO Roy	4
15	ABED Tay	3
5	EDRI Shon	0
11	SHIBLI Hamza	2
14	NAVI Roy	3
16	BINYAMIN Ran	0
17	SENIOR Omer	2
20	IBRAHIM Ahmad	2



# Defensive Actions

**93**

Forced Turnovers

**59**

Possession Regained

**7**

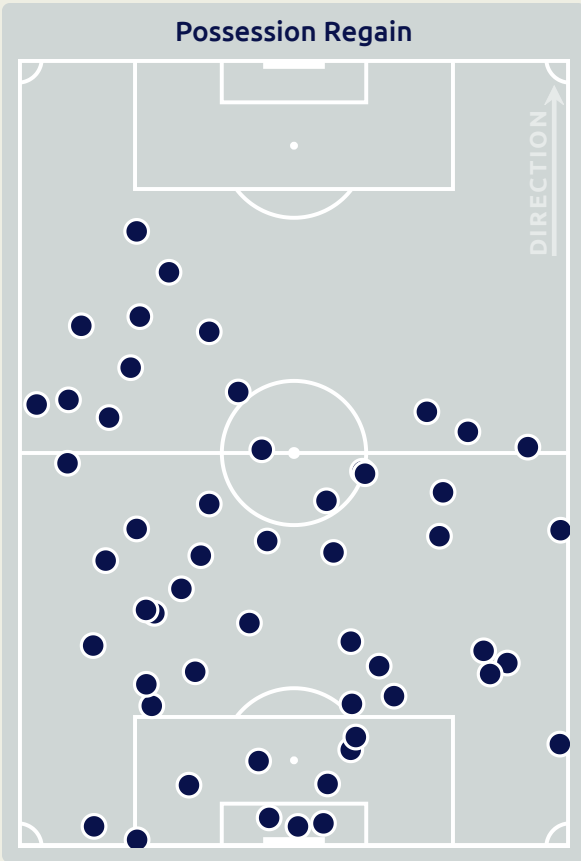
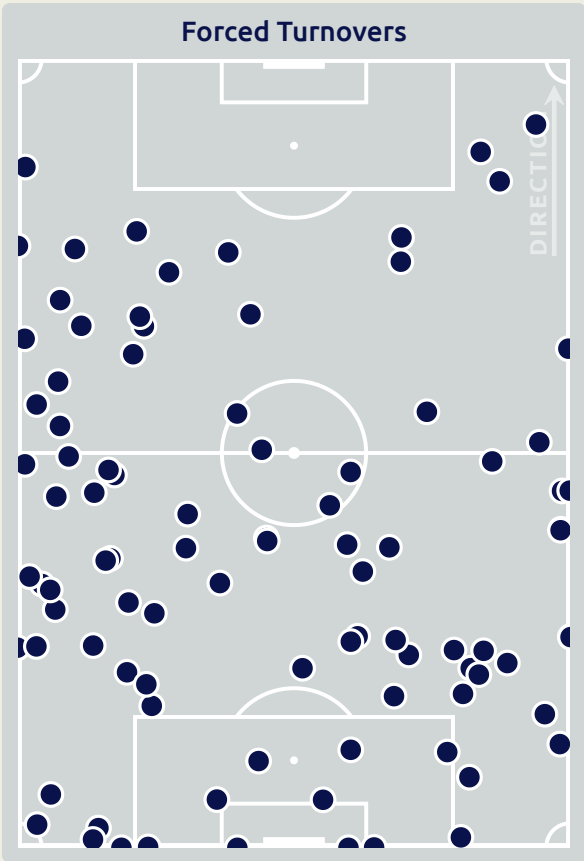
Interceptions

**45**

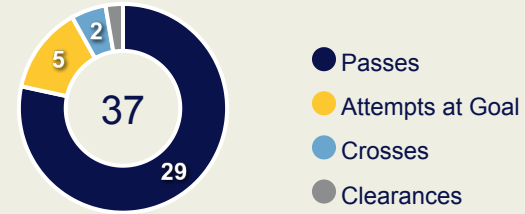
Tackles

**3.26**

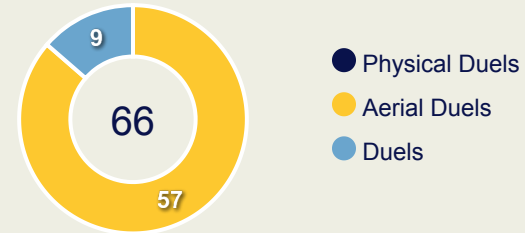
Possession Actions /  
Defensive Action



## Blocks



## Possession Contests



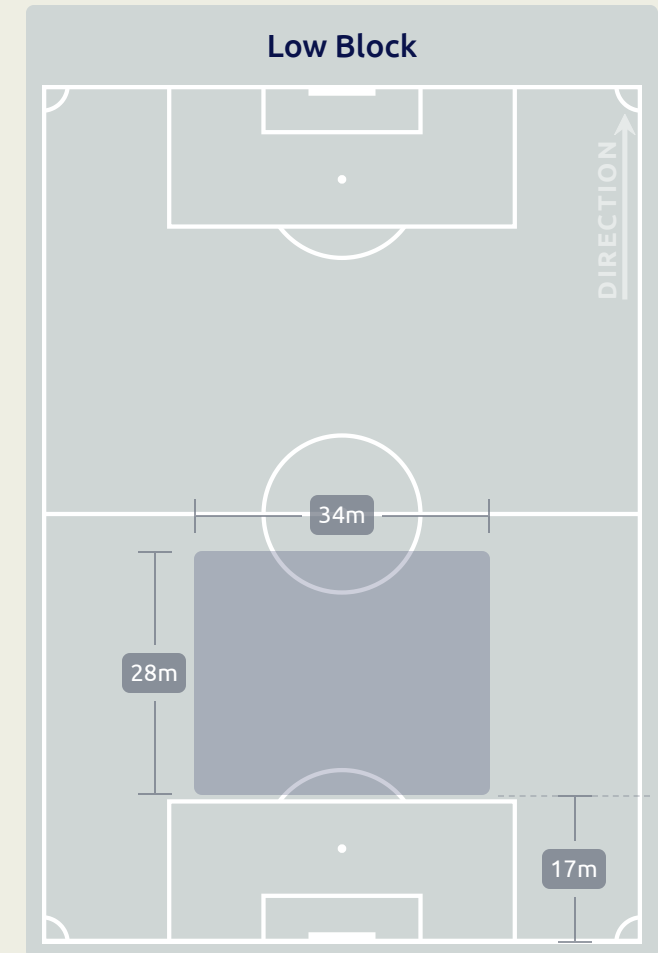
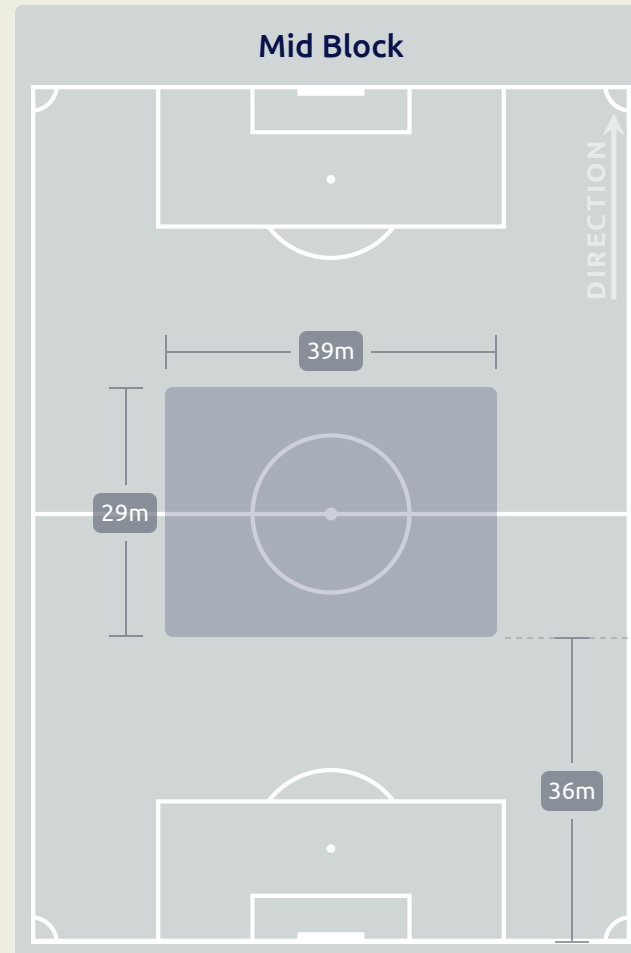
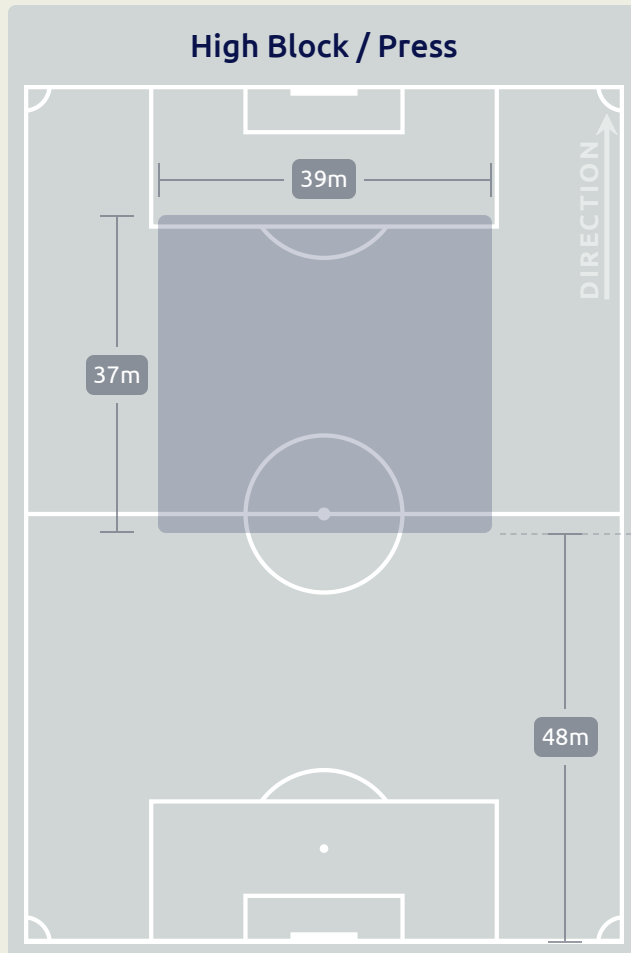
## Most Possession Regains

12

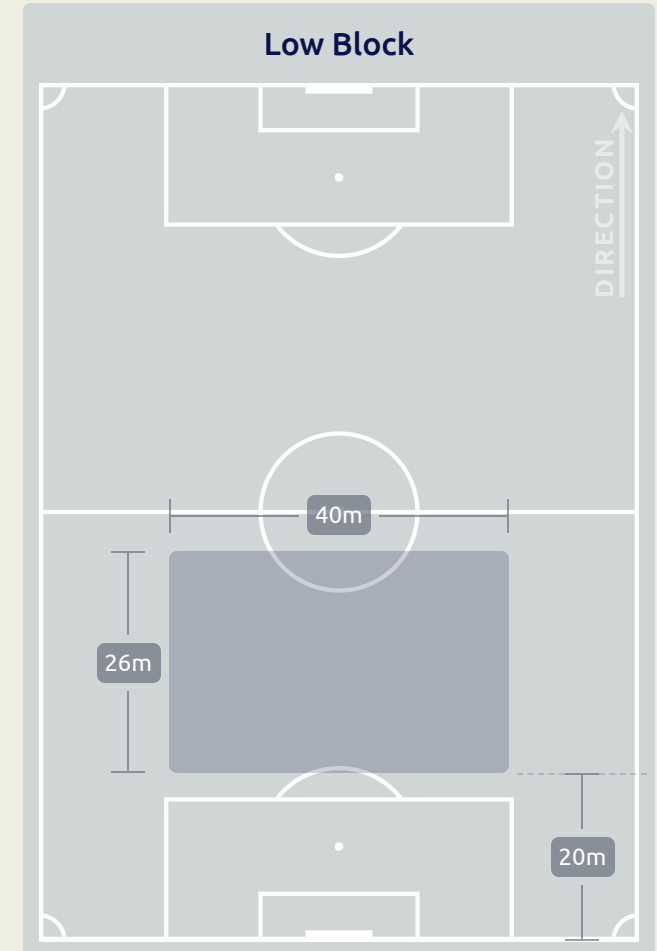
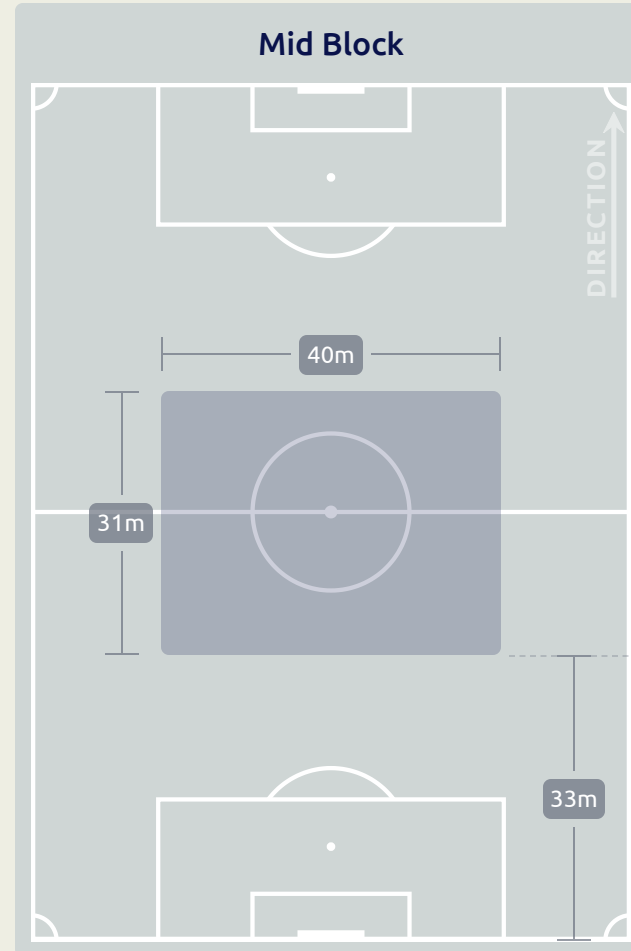
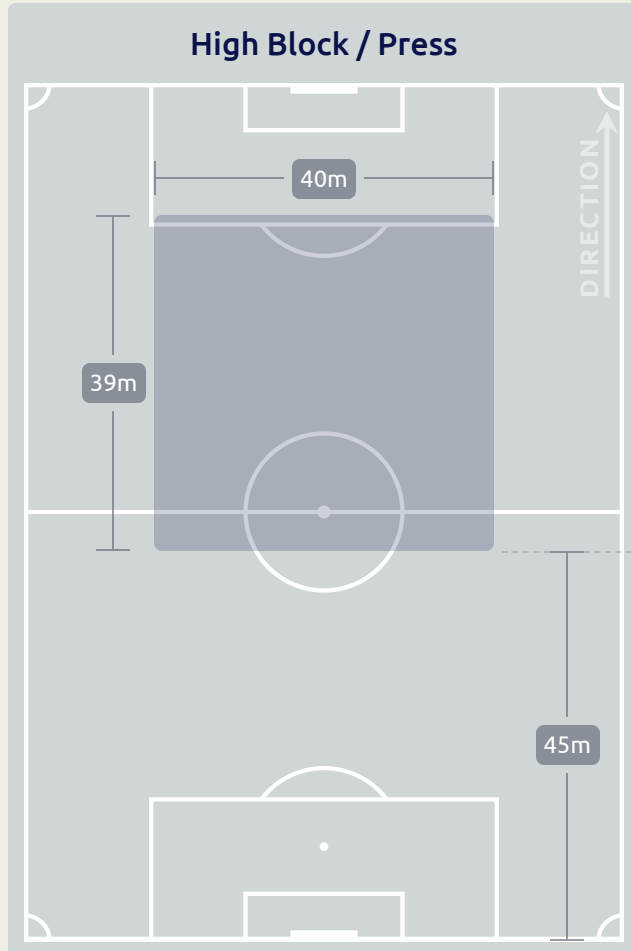
**JEAN PEDROSO**  
LEFT CENTRE BACK

#	Player	Total Possession Regains
12	KAIQUE	4
3	JEAN PEDROSO	12
5	ANDREY SANTOS	7
8	MARLON GOMES	4
9	MARCOS LEONARDO	0
10	MATHEUS MARTINS	4
11	GUILHERME BIRO	2
13	ANDRE DHOMINIQUE	3
14	DOUGLAS MENDES	6
16	MARQUINHOS	9
20	SAVIO	2
7	GIOVANI	1
15	RONALD	3
17	GIOVANE	0
18	KEVIN	1
19	MATHEUS NASCIMENTO	1

# Defensive Line Height & Team Length



# Defensive Line Height & Team Length

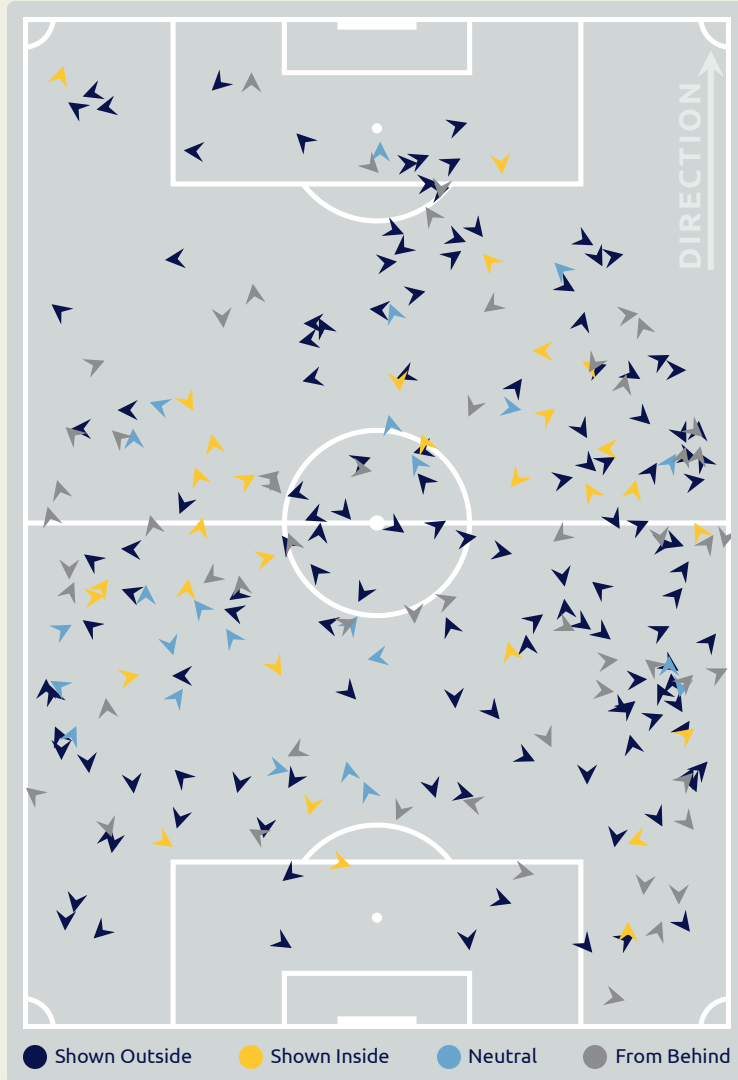


# Defensive Pressure



Israel

Brazil



246	Total Pressures	283
59	Direct Pressures	62
1.64s	Avg Pressure Duration	1.5s
95	Forced Turnovers	93
9.53s	Ball Recovery Time	8.7s
86	Pushing on into Pressing	127
200	Pushing on	298
31	Pressing Direction Inside	50
134	Pressing Direction Outside	155

Most Direct Pressures

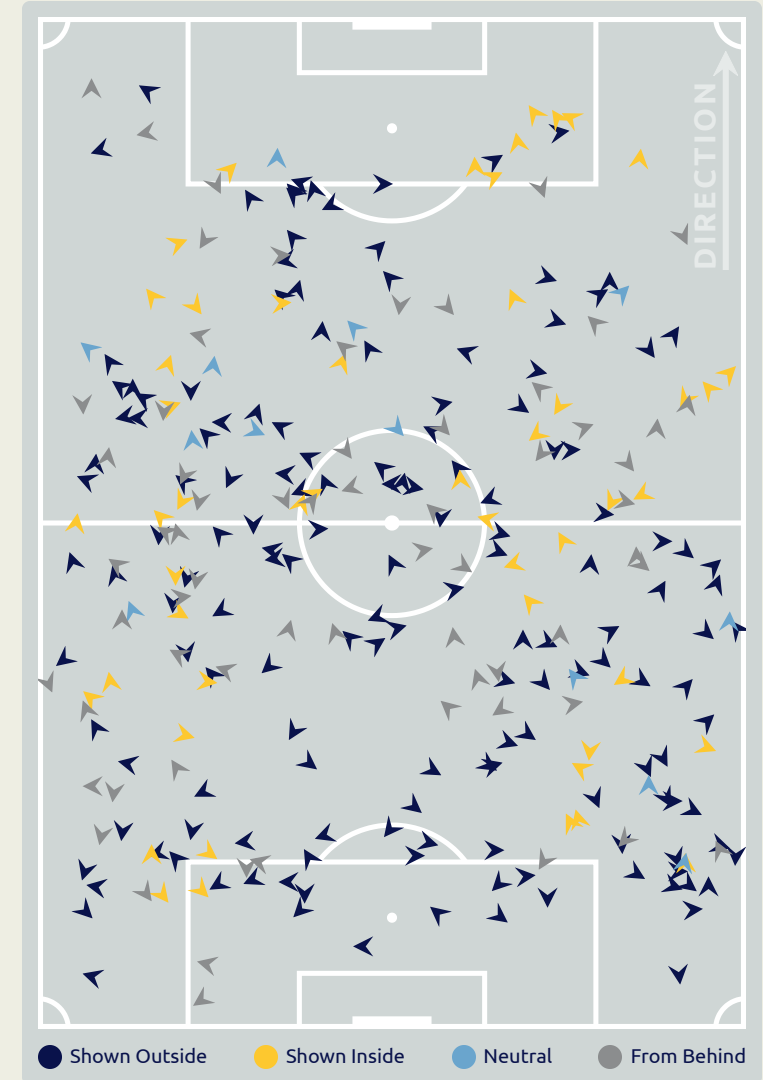
10

**KHALAILI Anan**  
ATTACKING MIDFIELD RIGHT

Most Direct Pressures

9

**JEAN PEDROSO**  
LEFT CENTRE BACK



# GOALKEEPING



Israel v Brazil

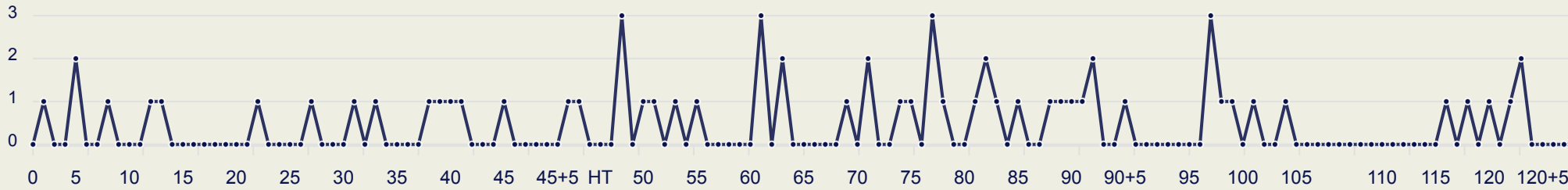


# Goalkeeping Involvement



Israel

### Israel GK Involvement Timeline



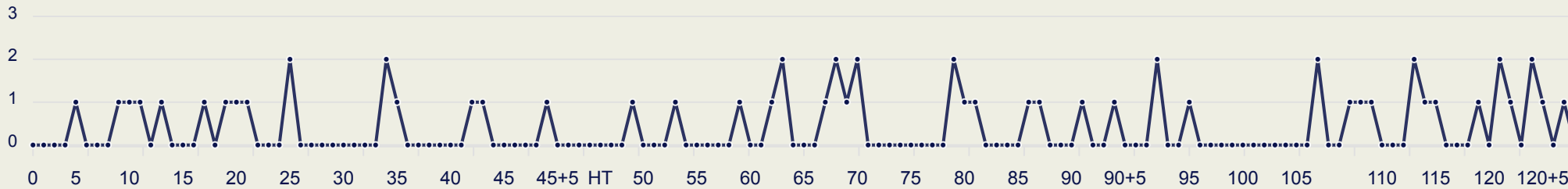
66

Total Involvements



Brazil

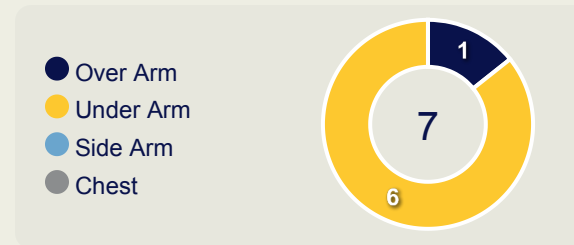
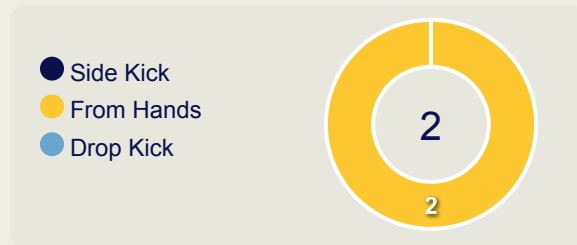
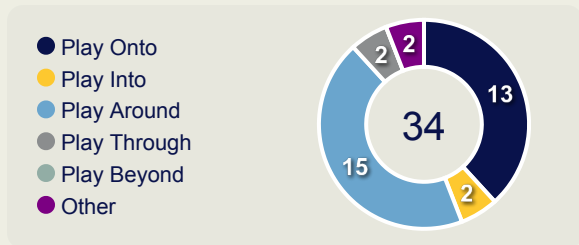
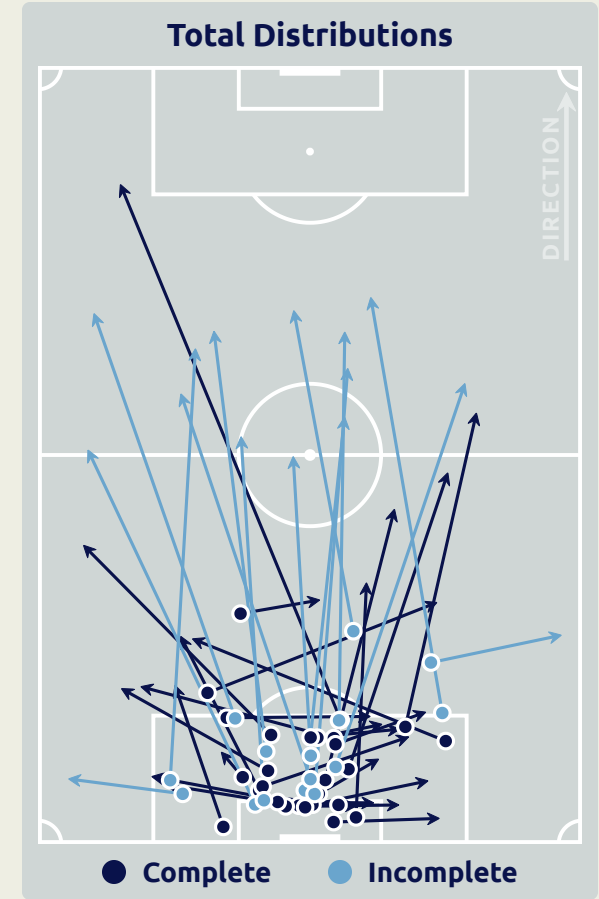

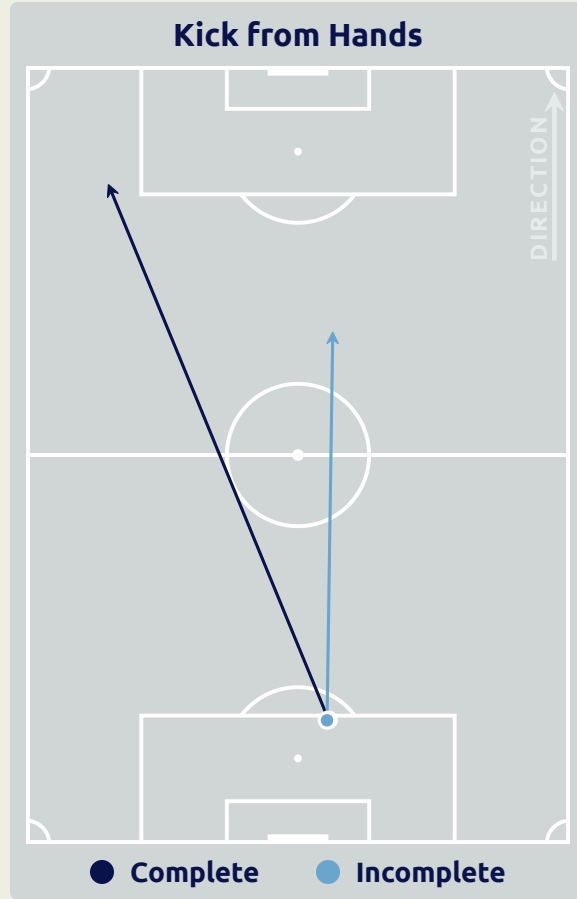
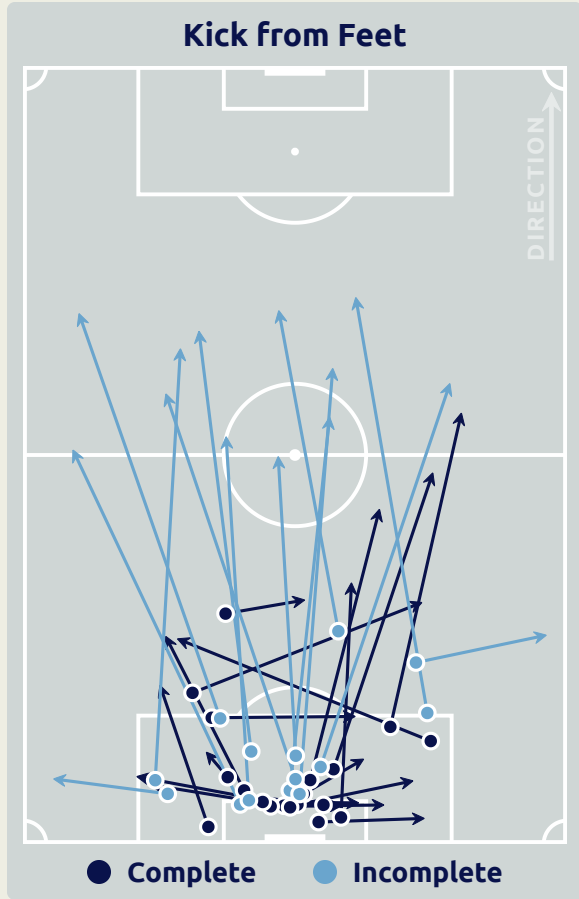
### Brazil GK Involvement Timeline



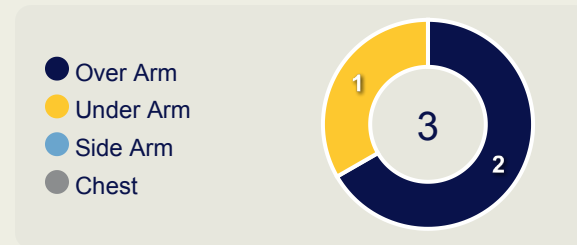
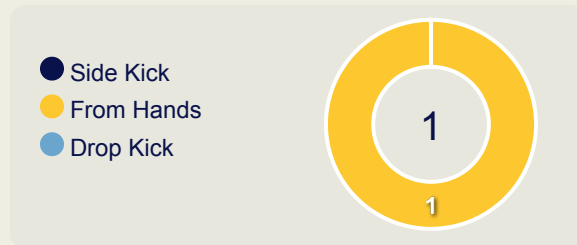
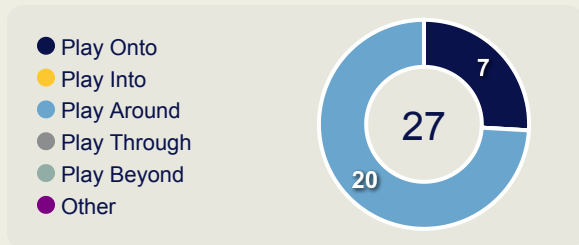
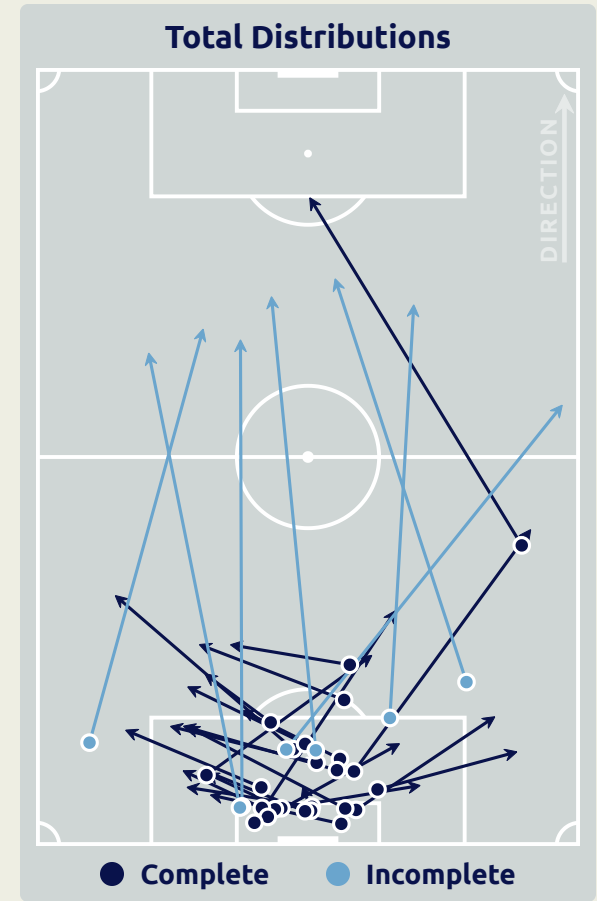
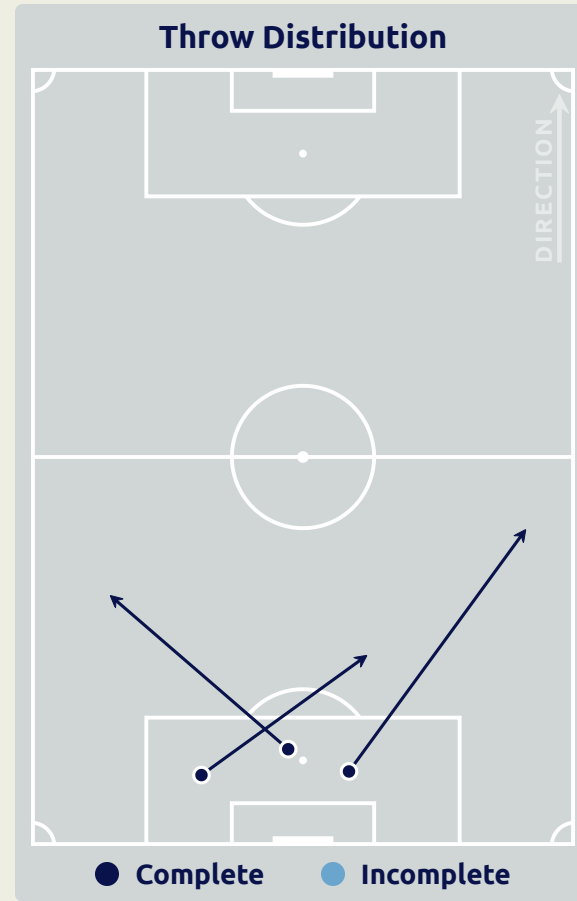
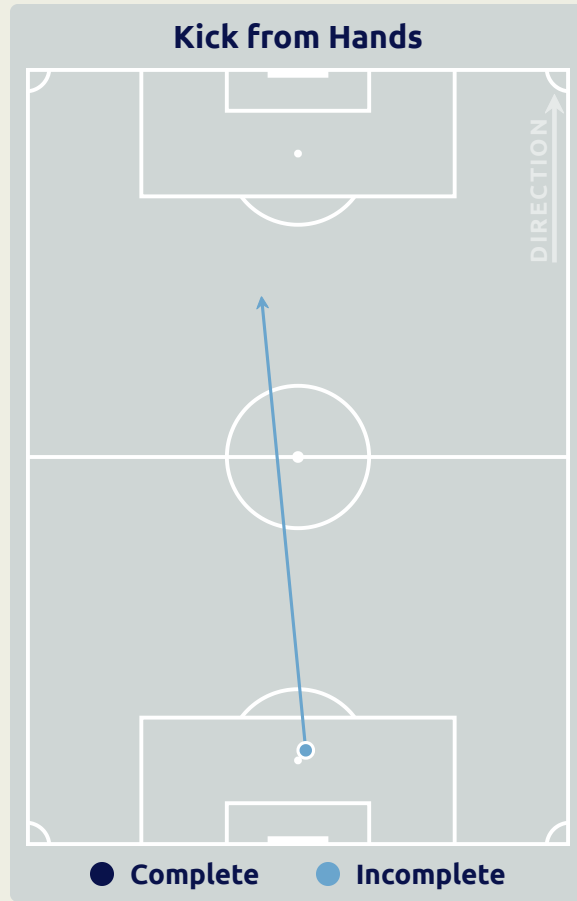
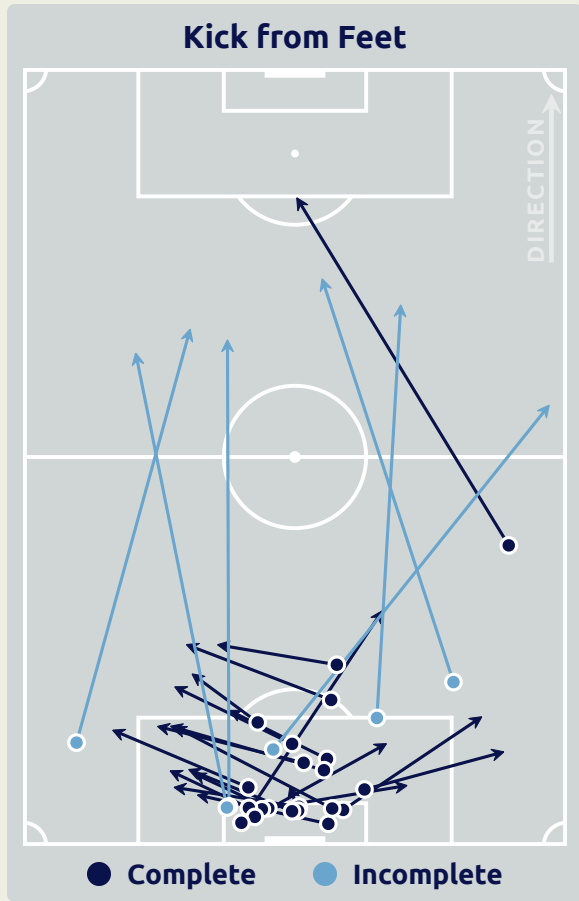
57

Total Involvements

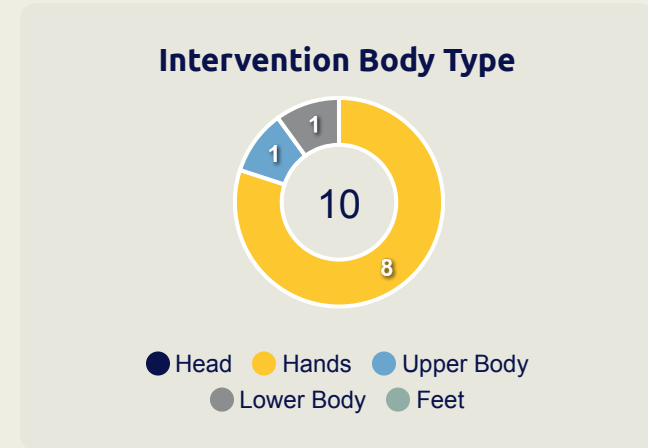
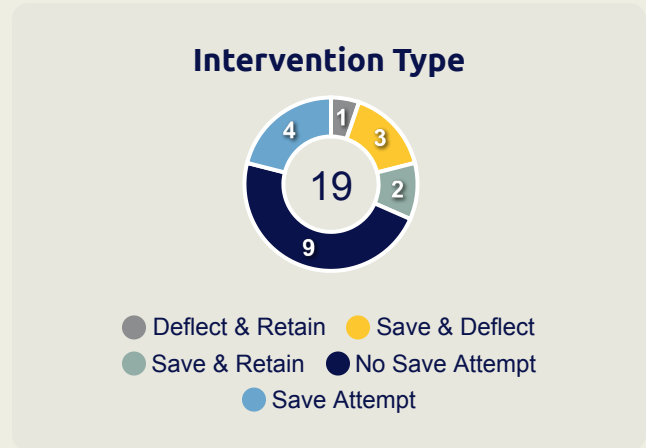
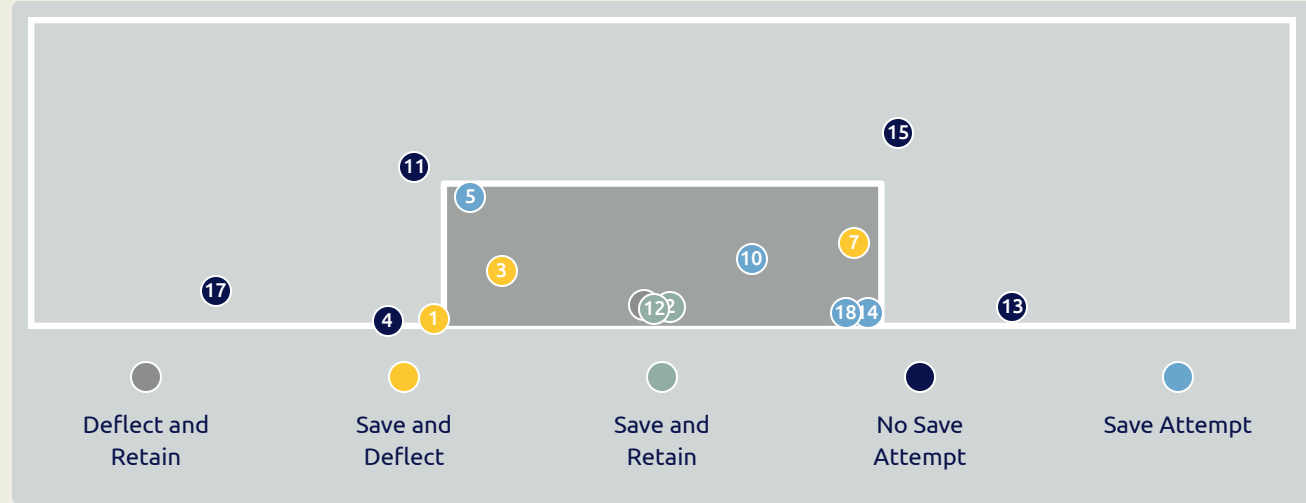
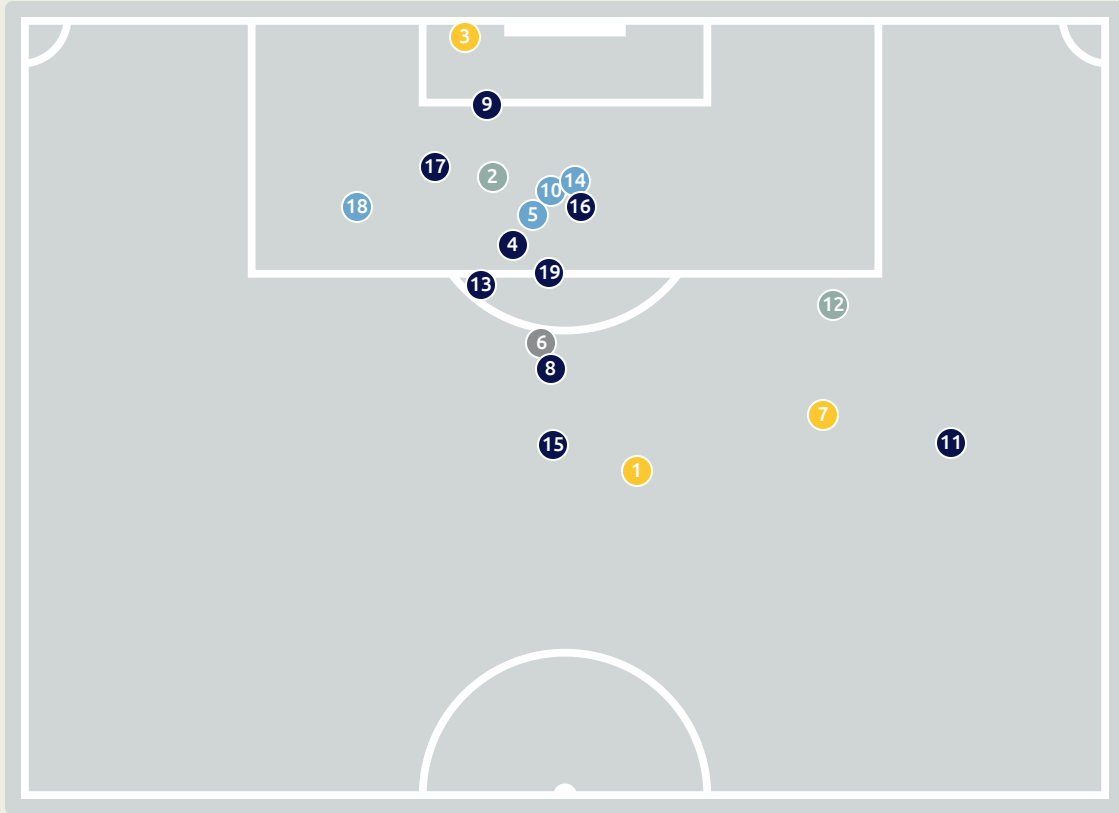
# Goalkeeping Distribution



# Goalkeeping Distribution



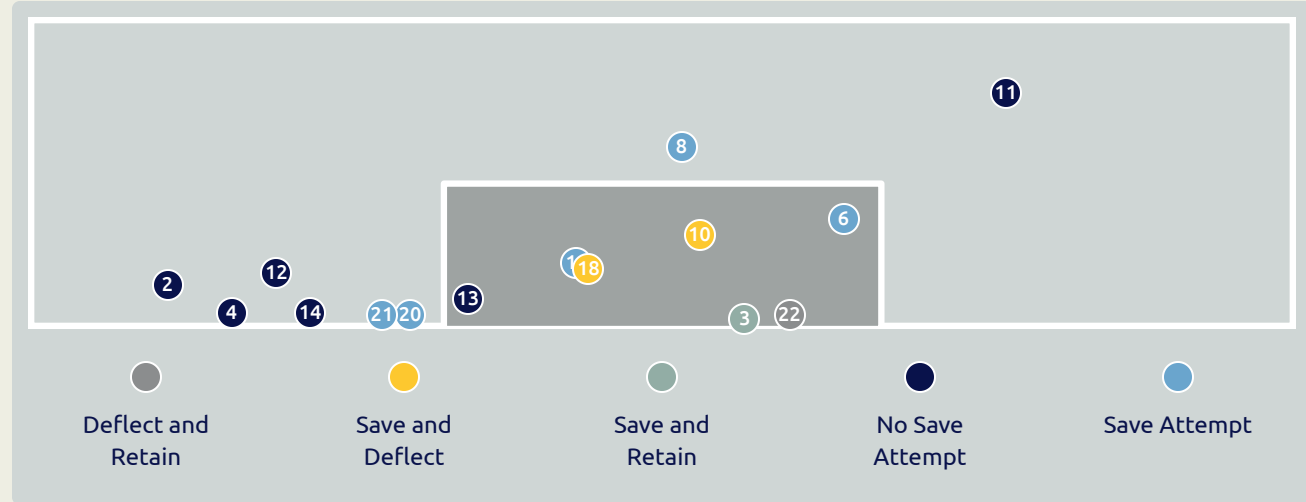
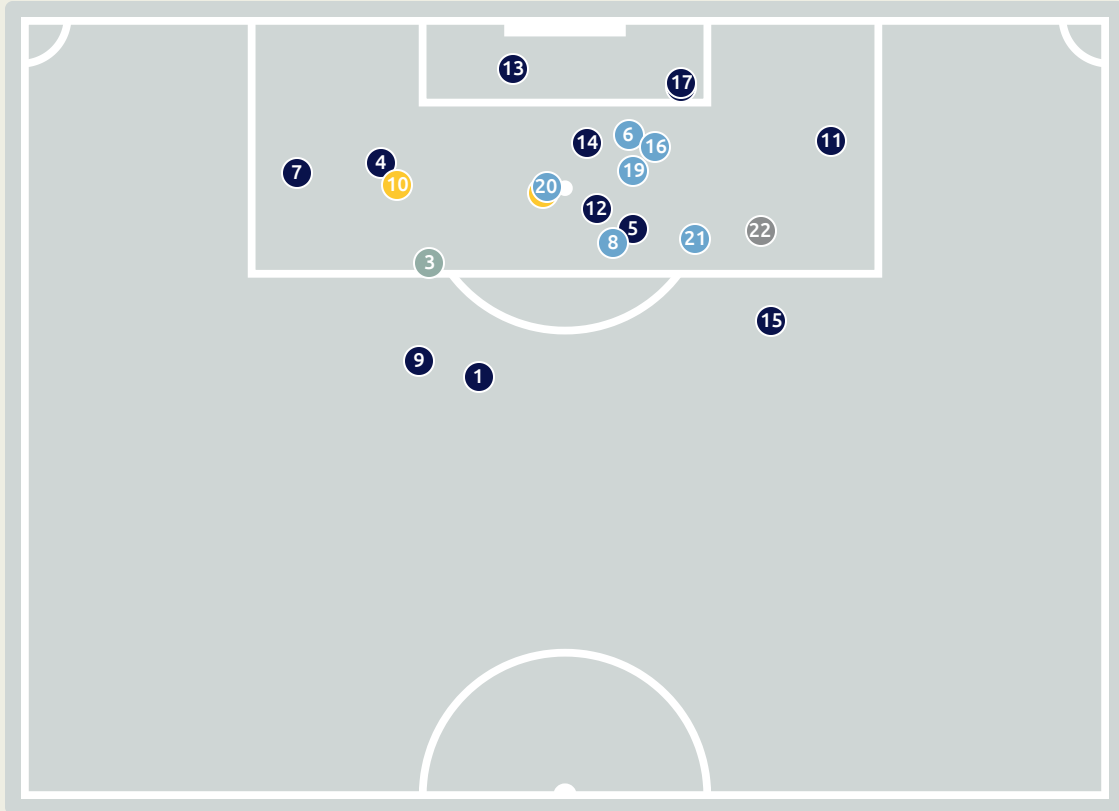
# Goal Prevention



Total Attempts on Goal Faced	Total Goal Interventions	Save & Retain	Deflect & Retain	Save & Deflect	Save Attempt	No Save Attempt
19	5	2	0	3	4	9

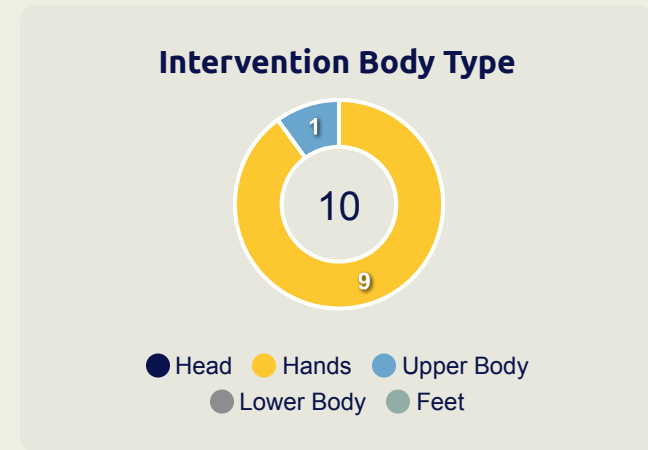
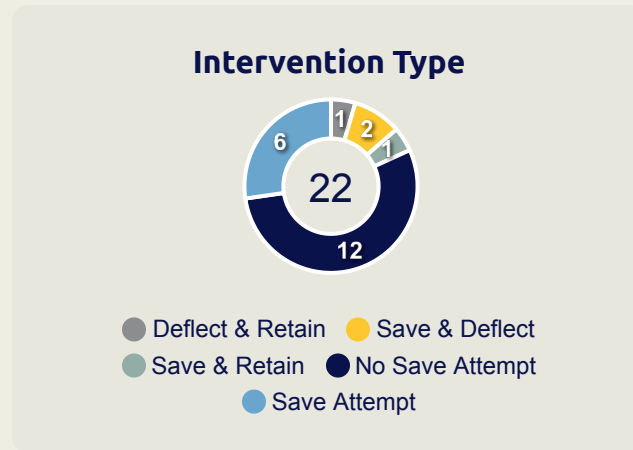


# Goal Prevention



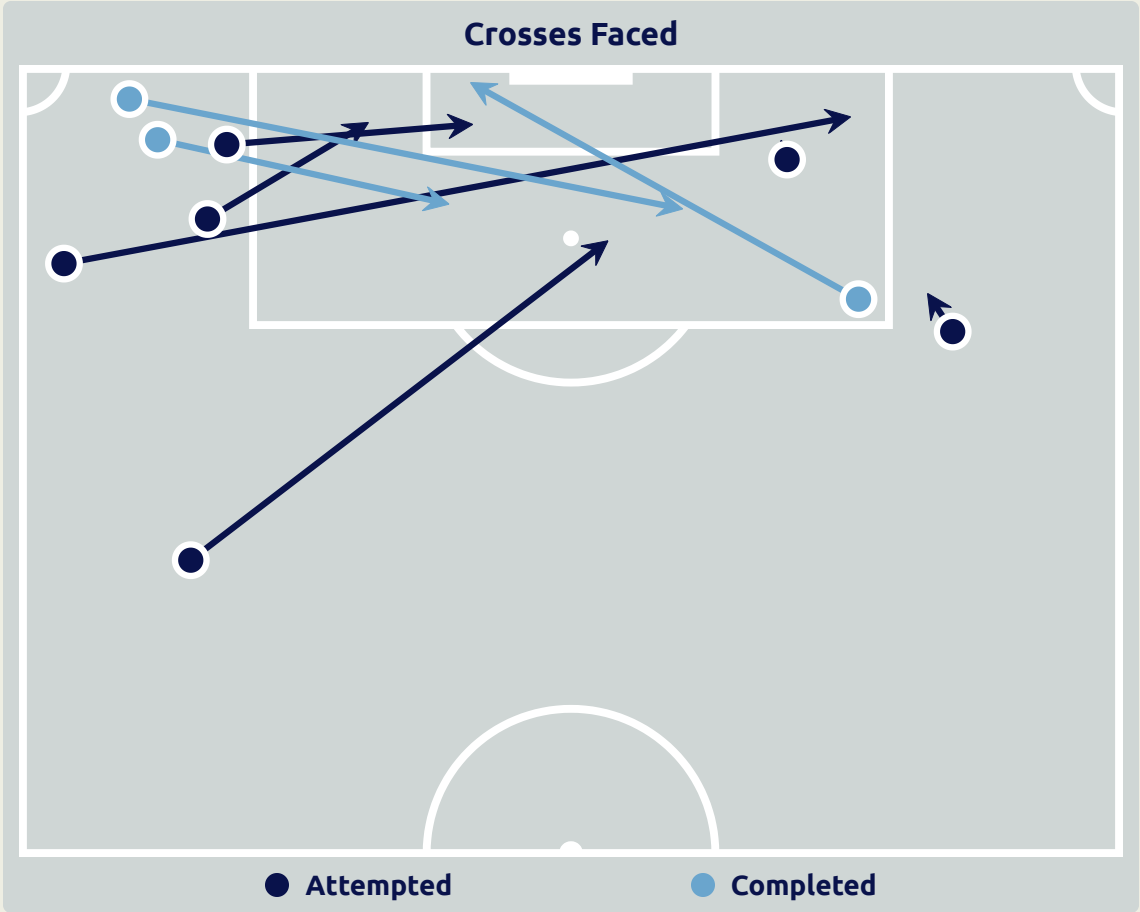
**22**  
Total Attempts on Goal Faced

**57**  
Save %



Total Attempts on Goal Faced	Total Goal Interventions	Save & Retain	Deflect & Retain	Save & Deflect	Save Attempt	No Save Attempt
22	3	1	0	2	6	12

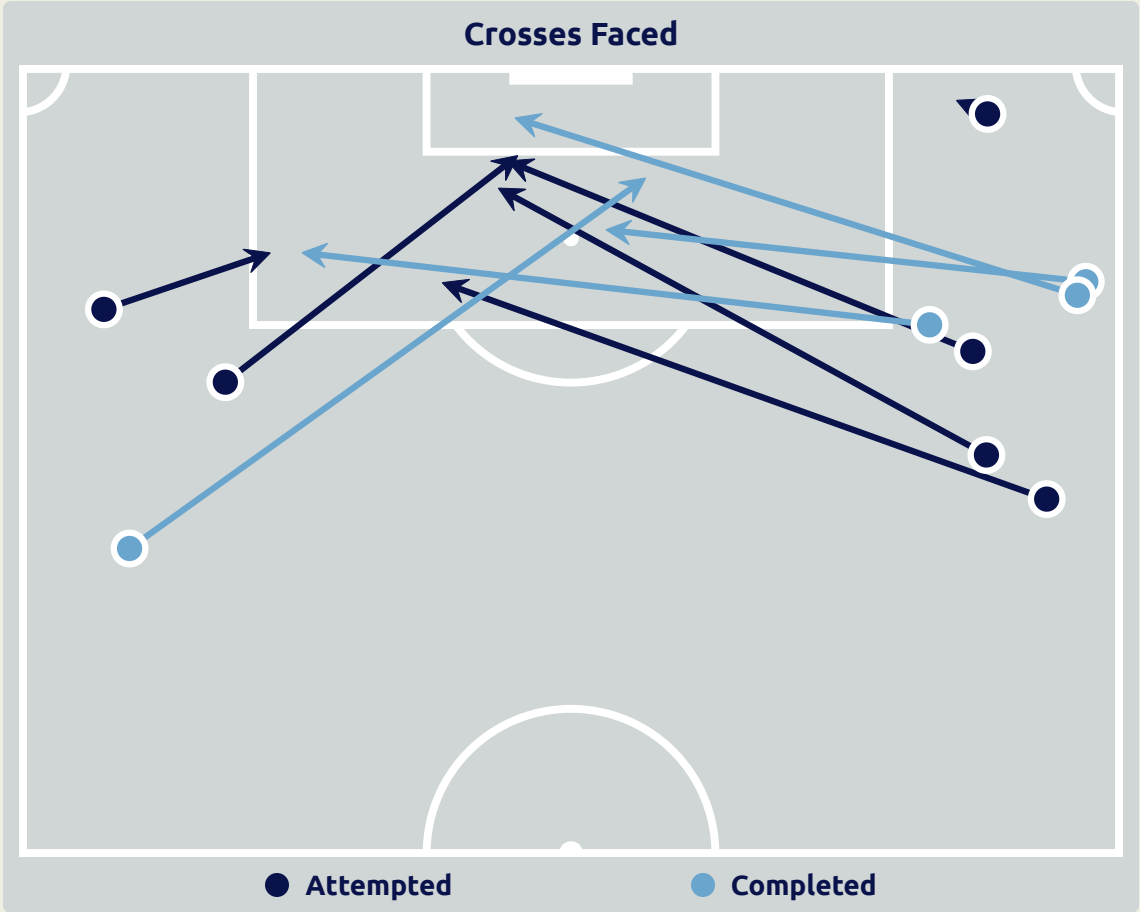
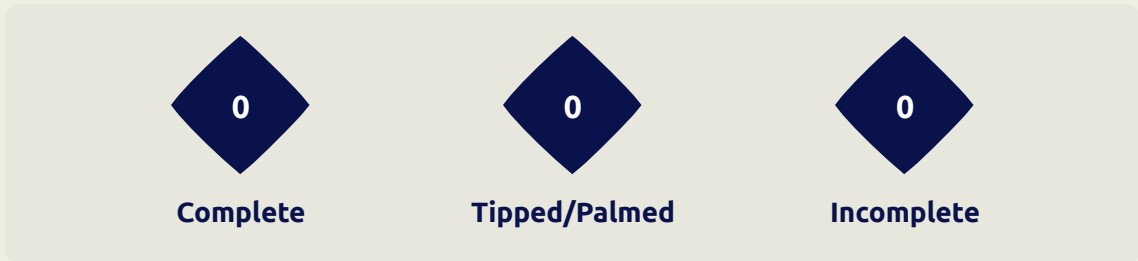
# Aerial Control



**Delivery Types Faced**

Total	In Swing	Out Swing	Driven	Lofted	Cutback	Push
22	9	6	0	4	0	3

# Aerial Control



**Delivery Types Faced**

Total	In Swing	Out Swing	Driven	Lofted	Cutback	Push
16	3	4	1	6	0	2

# SET PLAYS

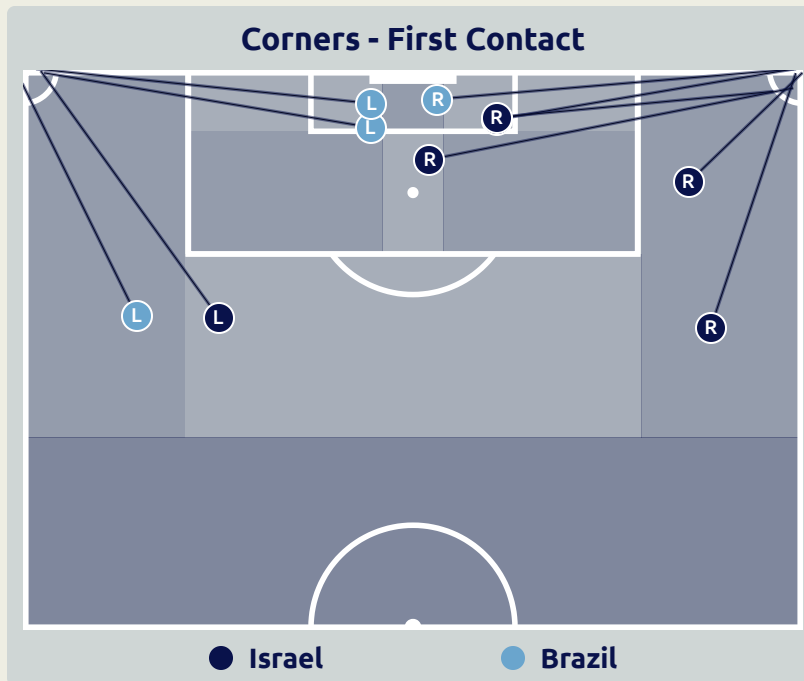


Israel v Brazil





# Set Plays - Corners



Delivery Type	From Left Side	From Right Side	Total
Direct to Area	1	3	4
Short	3	3	6
Edge of Penalty Area	0	0	0

Delivery Style	Total
Inswing	0
Outswing	1
Driven	0

Free Kicks	
Type	Total
Direct	20
Direct (on target)	0
Direct (off target)	0
Indirect	0



Top 5 Player First Contacts		
Player	Team	Total
DOUGLAS MENDES	Brazil	2
LEMKIN Stav	Israel	1
MADMOUN Ilai	Israel	1
REVIVO Roy	Israel	1
ABED Tay	Israel	1



# Set Plays - Corners

66

Total Set Plays

17

Total Free Kicks

0

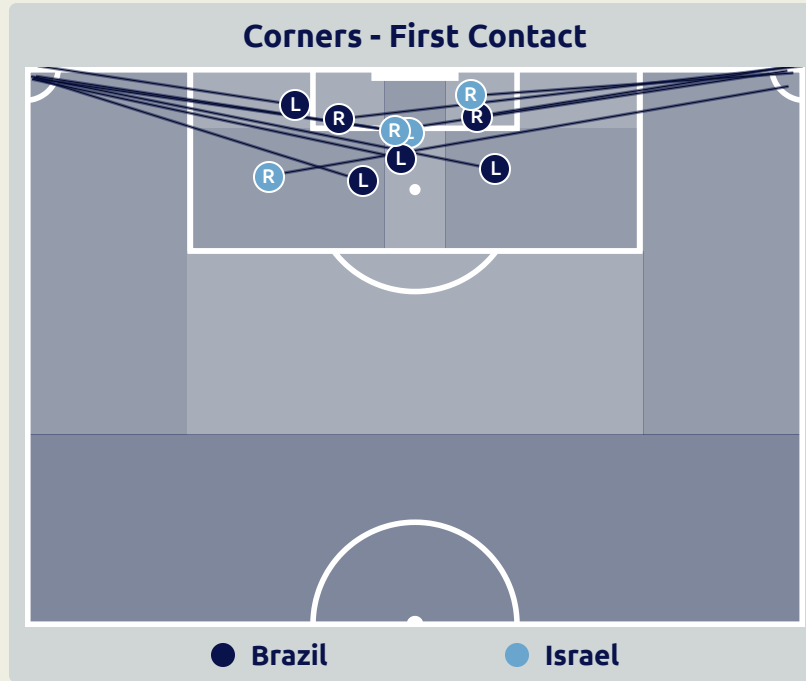
Total Penalties

11

Total Corners

38

Total Throw Ins



Delivery Type	From Left Side	From Right Side	Total
Direct to Area	5	5	10
Short	1	0	1
Edge of Penalty Area	0	0	0

Delivery Style	Total
Inswing	5
Outswing	5
Driven	0

Free Kicks	
Type	Total
Direct	15
Direct (on target)	1
Direct (off target)	0
Indirect	2

## First Contacts on Brazil Crosses

6

By Brazil

5

By Israel

Top 5 Player First Contacts		
Player	Team	Total
JEAN PEDROSO	Brazil	2
ISRAELOV Or	Israel	2
ANDREY SANTOS	Brazil	1
MARCOS LEONARDO	Brazil	1
DOUGLAS MENDES	Brazil	1

# INDIVIDUAL DATA IN POSSESSION



Israel v Brazil



## In Possession - Distributions

#	Player	Passes Attempted	Passes Completed	Pass Completion %	Switches of Play	Crosses Attempted	Crosses Completed	Line Breaks Attempted	Line Breaks Completed	Line Break Completion %	Ball Progressions	Take Ons	Step Ins	Attempts at Goal	Goals
1	ZARFATI Tomer	43	28	65%	0	0	0	20	7	35%	0	0	0	0	0
2	FEINGOLD Ilay	49	44	90%	0	2	1	10	9	90%	1	0	1	0	0
3	ISRAELOV Or	74	68	92%	3	0	0	20	18	90%	4	0	4	0	0
4	LEMKIN Stav	75	68	91%	0	0	0	18	14	77%	0	0	0	1	0
6	KANCEPOLSKY El Yam	60	50	83%	0	1	1	15	11	73%	0	0	0	1	0
7	KHALAILI Anan	21	15	71%	0	2	0	3	0	0%	0	0	0	1	1
8	MADMOUN Ilay	82	68	83%	2	3	0	25	20	80%	0	0	0	1	0
9	TURGEMAN Dor	16	10	62%	0	0	0	4	2	50%	4	1	3	5	1
10	LUGASSY Ariel	14	8	57%	0	0	0	2	0	0%	1	1	0	1	0
12	REVIVO Roy	46	36	78%	2	1	0	16	11	68%	4	3	1	0	0
15	ABED Tay	28	26	93%	0	2	1	6	5	83%	0	0	0	3	0
5	EDRI Shon	3	3	100%	0	0	0	0	0	0%	0	0	0	0	0
11	SHIBLI Hamza	19	16	84%	1	2	1	3	3	100%	1	1	0	2	1
14	NAVI Roy	12	9	75%	1	0	0	1	0	0%	0	0	0	0	0
16	BINYAMIN Ran	7	7	100%	0	0	0	1	1	100%	3	3	0	1	0
17	SENIOR Omer	13	7	54%	0	2	2	4	3	75%	2	1	1	4	0
20	IBRAHIM Ahmad	15	12	80%	0	1	1	4	3	75%	1	1	0	2	0

# In Possession - Offers & Receptions

			Offer movement types						
#	Player	Total Offers	In Front	In Between	Out to In	In to Out	In Behind	No Movement	Offers Received
1	ZARFATI Tomer	3	0	0	0	0	0	3	1
2	FEINGOLD Ilay	48	15	3	0	0	16	14	18
3	ISRAELOV Or	25	2	0	0	0	0	23	13
4	LEMKIN Stav	13	2	0	0	0	0	11	8
6	KANCEPOLSKY El Yam	34	15	13	1	0	1	4	15
7	KHALAILI Anan	44	2	9	5	2	22	4	9
8	MADMOUN Ilai	63	36	11	2	3	0	11	35
9	TURGEMAN Dor	39	1	24	1	2	8	3	9
10	LUGASSY Ariel	22	3	6	2	1	3	7	5
12	REVIVO Roy	34	7	0	0	0	15	12	11
15	ABED Tay	52	9	23	1	5	7	7	17
5	EDRI Shon	5	0	3	0	0	2	0	1
11	SHIBLI Hamza	55	4	13	7	0	19	12	12
14	NAVI Roy	8	5	2	0	1	0	0	1
16	BINYAMIN Ran	7	0	0	0	1	5	1	2
17	SENIOR Omer	27	1	1	1	0	18	6	10
20	IBRAHIM Ahmad	35	2	17	2	3	6	5	6



## In Possession - Distributions

#	Player	Passes Attempted	Passes Completed	Pass Completion %	Switches of Play	Crosses Attempted	Crosses Completed	Line Breaks Attempted	Line Breaks Completed	Line Break Completion %	Ball Progressions	Take Ons	Step Ins	Attempts at Goal	Goals
12	KAIQUE	31	24	77%	0	0	0	9	3	33%	0	0	0	0	0
3	JEAN PEDROSO	63	53	84%	2	0	0	19	11	57%	2	0	2	2	0
5	ANDREY SANTOS	39	30	77%	0	0	0	10	8	80%	4	1	3	1	0
8	MARLON GOMES	69	57	83%	3	1	0	24	19	79%	3	1	2	1	0
9	MARCOS LEONARDO	9	5	56%	0	0	0	3	1	33%	0	0	0	3	1
10	MATHEUS MARTINS	15	12	80%	1	2	1	4	3	75%	1	1	0	0	0
11	GUILHERME BIRO	38	26	68%	0	4	2	13	8	61%	1	1	0	0	0
13	ANDRE DHOMINIQUE	27	24	89%	0	1	0	11	9	81%	1	1	0	0	0
14	DOUGLAS MENDES	49	39	80%	0	0	0	11	5	45%	2	1	1	1	0
16	MARQUINHOS	45	31	69%	0	5	1	10	2	20%	1	0	1	2	0
20	SAVIO	7	4	57%	0	2	1	4	2	50%	10	3	7	1	0
7	GIOVANI	9	6	67%	0	3	0	1	0	0%	0	0	0	1	0
15	RONALD	25	18	72%	0	0	0	4	1	25%	0	0	0	1	0
17	GIOVANE	9	7	78%	0	1	0	2	2	100%	1	1	0	2	0
18	KEVIN	9	5	56%	0	3	2	1	1	100%	0	0	0	1	0
19	MATHEUS NASCIMENTO	10	10	100%	0	0	0	2	2	100%	0	0	0	3	1



## In Possession - Offers & Receptions

#	Player	Total Offers	Offer movement types					Offers Received	
			In Front	In Between	Out to In	In to Out	In Behind		No Movement
12	KAIQUE	3	0	0	0	0	0	3	0
3	JEAN PEDROSO	27	4	0	0	0	0	23	19
5	ANDREY SANTOS	87	22	41	2	4	7	11	12
8	MARLON GOMES	63	34	9	1	2	5	12	28
9	MARCOS LEONARDO	35	2	25	0	2	6	0	6
10	MATHEUS MARTINS	39	6	2	4	3	15	9	12
11	GUILHERME BIRO	10	5	0	0	0	1	4	4
13	ANDRE DHOMINIQUE	14	1	0	0	0	9	4	3
14	DOUGLAS MENDES	21	6	0	0	0	0	15	9
16	MARQUINHOS	64	27	16	0	6	9	6	8
20	SAVIO	24	2	1	2	5	8	6	7
7	GIOVANI	31	5	2	0	0	10	14	7
15	RONALD	20	11	6	0	0	1	2	4
17	GIOVANE	14	2	1	0	4	6	1	4
18	KEVIN	11	4	2	0	0	3	2	3
19	MATHEUS NASCIMENTO	28	0	11	0	1	15	1	6

# INDIVIDUAL DATA OUT OF POSSESSION



Israel v Brazil



## Out of Possession



#	Player	Tackles Made / Won	Blocks	Interceptions	Pressing Direct	Pressing Indirect	Duels Won - Aerial	Duels Won - Physical	Possession Contests won	Clearances	Loose Ball Receptions	Pushing On	Pushing On into Pressing	Possession Regains	Possession Interrupted
1	ZARFATI Tomer	0 / 0	0	0	0	0	0	0	0	0	6	0	0	12	0
2	FEINGOLD Ilay	6 / 3	2	0	8	12	5	0	5	9	6	22	11	8	6
3	ISRAELOV Or	4 / 0	3	0	2	3	3	0	5	8	3	15	3	2	10
4	LEMKIN Stav	1 / 1	2	1	1	5	8	0	8	16	7	15	0	8	12
6	KANCEPOLSKY El Yam	1 / 1	2	2	3	9	1	0	1	2	10	8	3	7	1
7	KHALAILI Anan	9 / 1	2	0	10	26	0	0	0	0	3	15	12	3	2
8	MADMOUN Ilay	5 / 1	3	1	3	20	2	0	2	2	7	23	5	6	1
9	TURGEMAN Dor	0 / 0	2	1	0	29	3	0	4	0	2	14	8	3	1
10	LUGASSY Ariel	0 / 0	1	0	1	12	0	0	0	1	4	5	3	1	1
12	REVIVO Roy	4 / 0	2	0	8	9	1	0	1	3	6	28	9	4	3
15	ABED Tay	3 / 1	0	1	4	18	3	0	3	1	4	14	5	3	2
5	EDRI Shon	0 / 0	0	0	0	0	0	0	0	0	1	0	0	0	0
11	SHIBLI Hamza	3 / 1	0	1	7	13	0	0	0	1	2	13	9	2	0
14	NAVI Roy	1 / 0	0	0	1	4	2	0	2	3	4	6	0	3	1
16	BINYAMIN Ran	0 / 0	1	0	1	3	1	0	1	1	0	1	1	0	1
17	SENIOR Omer	5 / 0	3	0	6	13	0	0	0	0	4	13	11	2	1
20	IBRAHIM Ahmad	2 / 0	2	1	4	11	0	0	0	0	2	8	6	2	1



# Out of Possession

#	Player	Tackles Made / Won	Blocks	Interceptions	Pressing Direct	Pressing Indirect	Duels Won - Aerial	Duels Won - Physical	Possession Contests won	Clearances	Loose Ball Receptions	Pushing On	Pushing On into Pressing	Possession Regains	Possession Interrupted
12	KAIQUE	0 / 0	0	0	0	0	0	0	0	0	4	0	0	4	0
3	JEAN PEDROSO	8 / 2	6	0	9	3	9	0	9	7	7	12	5	12	5
5	ANDREY SANTOS	5 / 2	3	1	7	32	3	0	3	1	12	43	20	7	4
8	MARLON GOMES	6 / 1	5	1	9	24	6	0	6	1	9	40	10	4	4
9	MARCOS LEONARDO	0 / 0	1	0	0	31	1	0	1	0	3	27	13	0	1
10	MATHEUS MARTINS	2 / 2	4	0	4	14	0	0	1	0	2	21	4	4	2
11	GUILHERME BIRO	1 / 0	2	0	3	3	0	0	0	2	3	17	3	2	1
13	ANDRE DHOMINIQUE	4 / 0	3	1	3	10	0	0	0	3	6	15	5	3	3
14	DOUGLAS MENDES	4 / 0	4	0	3	4	4	0	4	8	4	8	4	6	7
16	MARQUINHOS	6 / 2	4	2	9	30	0	0	1	3	11	37	21	9	1
20	SAVIO	2 / 1	2	0	3	15	0	0	2	0	1	11	9	2	1
7	GIOVANI	3 / 0	2	1	4	9	0	0	0	0	2	18	6	1	2
15	RONALD	2 / 1	1	1	4	13	3	0	3	4	10	21	7	3	4
17	GIOVANE	2 / 0	0	0	3	5	0	0	0	0	2	7	6	0	0
18	KEVIN	0 / 0	1	0	1	9	0	0	0	0	2	6	4	1	0
19	MATHEUS NASCIMENTO	0 / 0	3	0	0	19	0	0	1	0	3	15	10	1	0

# INDIVIDUAL DATA PHYSICAL



Israel v Brazil



# Physical Data

#	Player	Total Distance (m)	Zone 1: 0-7 km/h (m)	Zone 2: 7-15 km/h (m)	Zone 3: 15-20 km/h (m)	Zone 4: 20-25 km/h (m)	Zone 5: 25+ km/h (m)	High Speed Runs (Zone 4)	Sprints (Zone 5)	Top Speed (km/h)
1	ZARFATI Tomer	5796.2	4427.7	1161.0	131.6	54.5	20.9	17	5	28.6
2	FEINGOLD Ilay	14499.6	5389.5	5957.9	2022.7	922.2	207.3	179	69	30.8
3	ISRAELOV Or	13235.5	5212.1	5680.7	1486.3	627.4	230.3	136	45	33.0
4	LEMKIN Stav	14053.6	5784.5	5770.4	1755.3	449.7	293.7	145	47	32.1
6	KANCEPOLSKY El Yam	9710.7	3538.6	4582.5	1198.3	355.4	35.0	105	26	31.5
7	KHALAILI Anan	8423.2	3125.0	3437.5	1058.8	491.9	309.1	93	41	32.3
8	MADMOUN Ilai	14437.8	5303.0	7087.5	1547.7	427.4	72.2	135	29	31.3
9	TURGEMAN Dor	11464.6	5203.8	4304.9	1280.6	527.4	147.9	121	41	32.8
10	LUGASSY Ariel	5095.6	2155.4	1910.3	634.4	264.0	131.0	52	20	33.1
12	REVIVO Roy	13742.2	5598.6	5584.8	1572.1	710.5	276.2	146	57	33.6
15	ABED Tay	10162.3	3101.5	5037.4	1289.6	645.3	88.4	120	42	29.8
5	EDRI Shon	925.0	234.0	379.6	208.5	75.8	27.0	12	6	31.9
11	SHIBLI Hamza	9485.7	2670.2	4432.7	1497.8	634.6	250.4	113	43	32.4
14	NAVI Roy	5500.3	1833.8	2494.4	728.2	343.8	99.6	55	20	29.0
16	BINYAMIN Ran	2422.2	722.1	939.3	460.0	281.7	19.1	37	18	32.3
17	SENIOR Omer	6646.3	2275.7	3117.1	804.9	214.0	234.6	69	25	33.7
20	IBRAHIM Ahmad	6187.2	1836.4	2692.7	1215.8	373.1	69.9	96	30	31.1



# Physical Data

#	Player	Total Distance (m)	Zone 1: 0-7 km/h (m)	Zone 2: 7-15 km/h (m)	Zone 3: 15-20 km/h (m)	Zone 4: 20-25 km/h (m)	Zone 5: 25+ km/h (m)	High Speed Runs (Zone 4)	Sprints (Zone 5)	Top Speed (km/h)
12	KAIQUE	8104.3	6269.5	1609.5	181.5	44.6	0	19	3	25.3
3	JEAN PEDROSO	12852.2	5742.4	4828.6	1529.4	512.8	240.3	144	44	33.0
5	ANDREY SANTOS	15258.1	5674.5	5596.7	2696.1	1173.3	119.0	223	77	31.8
8	MARLON GOMES	12993.0	5841.6	4691.8	1374.7	747.1	336.5	123	61	31.8
9	MARCOS LEONARDO	8002.1	3317.7	3298.5	875.4	389.7	120.8	79	29	31.0
10	MATHEUS MARTINS	8162.5	3265.0	3023.4	1099.5	564.0	210.6	93	51	30.8
11	GUILHERME BIRO	4696.8	1983.9	2027.1	430.2	217.0	38.5	44	18	29.1
13	ANDRE DHOMINIQUE	9544.3	4983.1	2762.1	805.5	601.3	391.3	81	44	35.1
14	DOUGLAS MENDES	12075.3	4815.6	5290.2	1424.9	434.7	109.9	129	30	33.1
16	MARQUINHOS	13980.4	5344.7	5456.6	1863.6	827.6	489.3	162	65	34.0
20	SAVIO	7199.1	2914.2	2542.7	863.2	519.8	358.5	82	42	33.2
7	GIOVANI	6525.3	2350.4	2319.1	912.9	563.1	379.8	82	49	34.0
15	RONALD	10023.5	3443.1	4722.1	1369.2	451.1	38.1	118	36	31.6
17	GIOVANE	6933.2	2972.2	2534.1	715.5	487.4	224.6	65	37	34.7
18	KEVIN	3418.1	1038.1	1350.2	583.8	277.2	168.5	46	20	33.3
19	MATHEUS NASCIMENTO	5570.2	2065.4	2268.8	642.2	446.7	147.6	50	33	31.6

