



FIFA
U-20 WORLD CUP
ARGENTINA 2023



Brazil 4 - 1 Tunisia

Round of 16 - Match 40

31 May 2023

14:30 Kick Off

Estadio Único Diego Armando Maradona

POST MATCH SUMMARY REPORT

Match Summary - Teams



Brazil



Tunisia

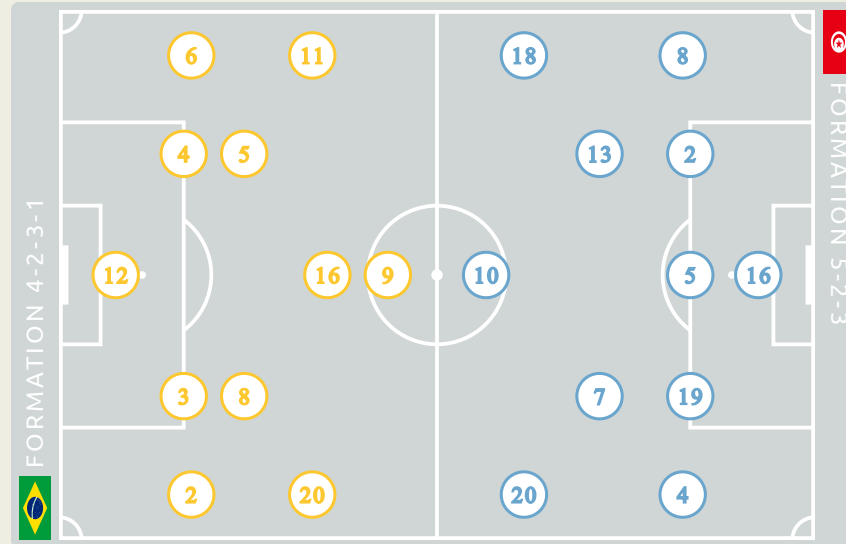


STARTING

12	GK	KAIQUE	
2	DF	ARTHUR	75'
3	DF	JEAN PEDROSO	
4	DF	ROBERT RENAN	45'
5	MF	ANDREY SANTOS (C)	31' 90+10'
6	DF	KAIKI	46'
8	MF	MARLON GOMES	84'
9	FW	MARCOS LEONARDO	11' 45' 67'
11	FW	GUILHERME BIRO	90+3'
16	FW	MARQUINHOS	85'
20	MF	SAVIO	67'

SUBSTITUTES

1	GK	MYCAEL	
21	GK	KAUA SANTOS	
7	FW	GIOVANI	
10	MF	MATHEUS MARTINS	67' 90+1'
13	DF	ANDRE DHOMINIQUE	67'
14	DF	DOUGLAS MENDES	46'
15	MF	RONALD	90+3'
17	FW	GIOVANE	85'
18	FW	KEVIN	
19	FW	MATHEUS NASCIMENTO	



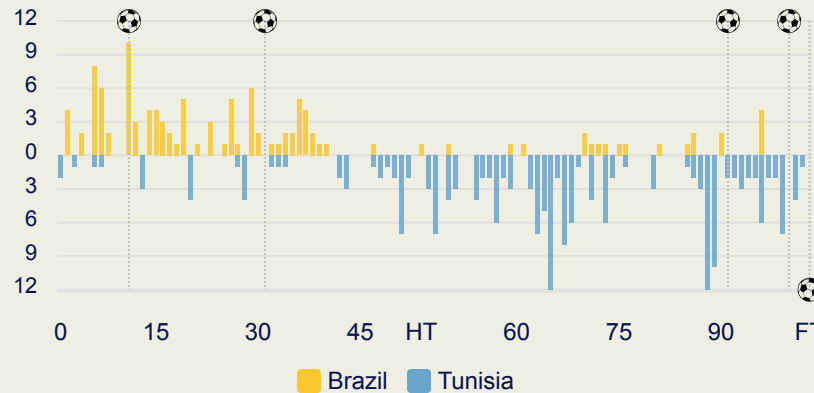
STARTING

16	GK	ARFAOUI Dries	
2	DF	GHORBEL Mahmoud	61'
4	DF	EL ABED Karim	
5	DF	BOUCHNIBA Raed	
7	MF	CHOUCHANE Samy	85'
8	MF	DRIDI Yassine	67'
10	MF	EL DJEBALI Chaim	90'
13	MF	(C) DERBALI Mohamed Wael	76'
18	FW	DHAOUI Mohamed	82'
19	DF	SAOUDI Ali	
20	MF	YACOUB Bechir	61'

SUBSTITUTES

1	GK	GAZZEH Raed	
12	GK	ZOUAGHI Thomas	
3	DF	SASSI Zinedine	
9	FW	SNANA Youssef	85'
11	FW	AOUANI Raki	61'
15	FW	HMIDI Baraket	
17	MF	MEHRI Malek	
21	FW	OTHMAN Jebriil	67'


Distribution in the Final Third



Match Summary - Key Statistics



Brazil



Tunisia



Possession

Total	40.8%	10.7%	48.5%	Total
4	Goals			1
9 (7)	Attempts at Goal (On Target)			24 (4)
376 (319)	Total Passes (Complete)			464 (406)
85 %	Pass Completion %			88 %
65	Completed Line Breaks			74
15	Defensive Line Breaks			11
80	Receptions in the Final Third			106
14	Crosses			25
20	Ball Progressions			19
244 (67)	Defensive Pressures Applied (Direct Pressures)			169 (33)
80	Forced Turnovers			59
62	Second Balls			81
105.6 km	Total Distance Covered			112.3 km
12.3 km	High Speed (Zone 4) Distance Covered			13.5 km



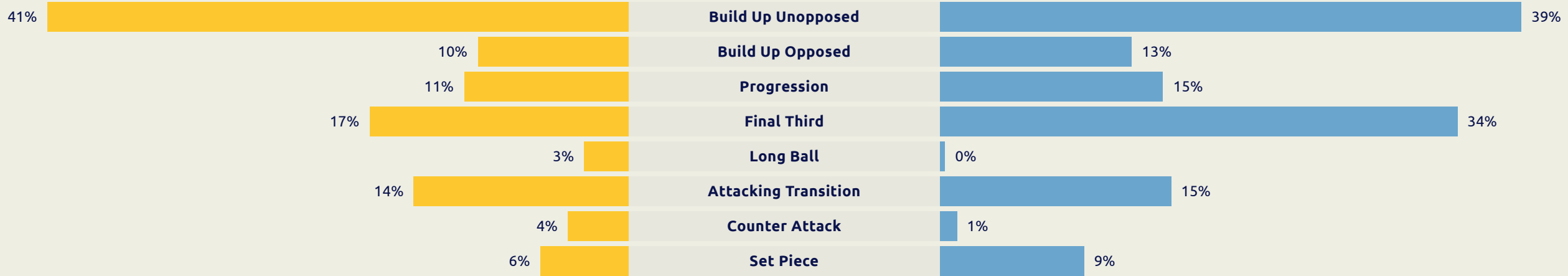
Brazil

Phases of Play

Tunisia



IN POSSESSION



OUT OF POSSESSION

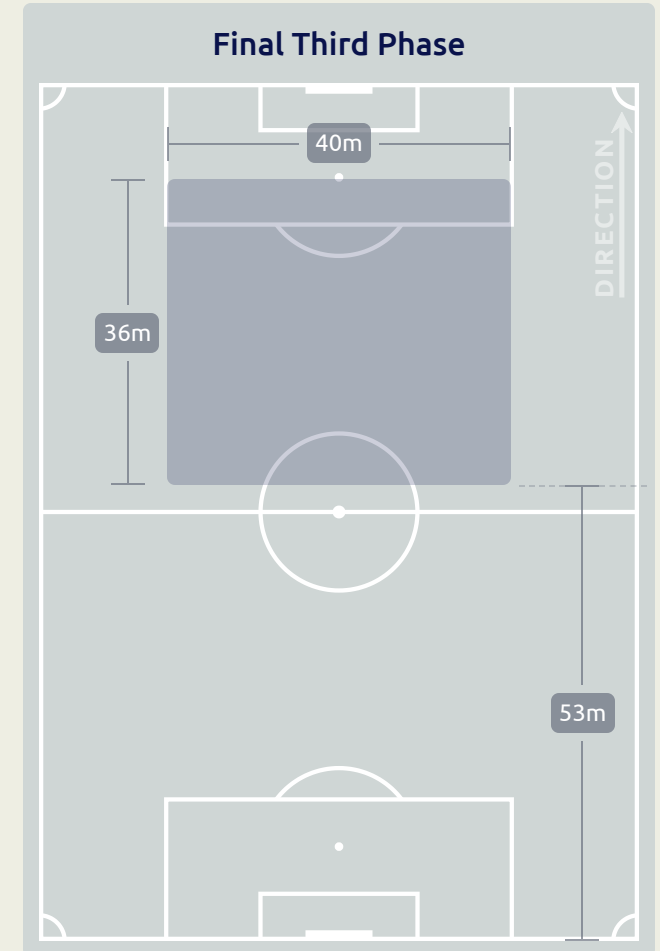
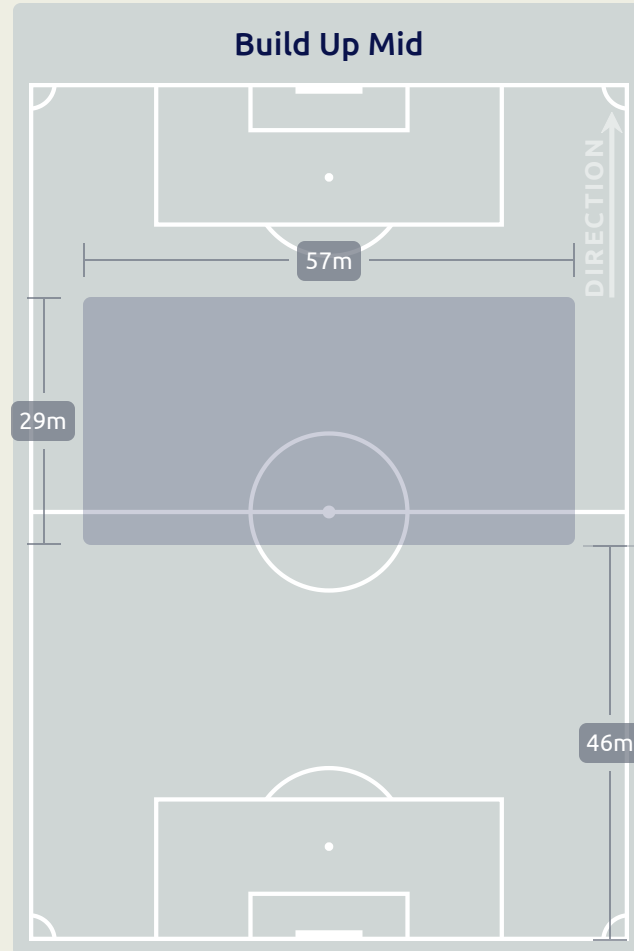
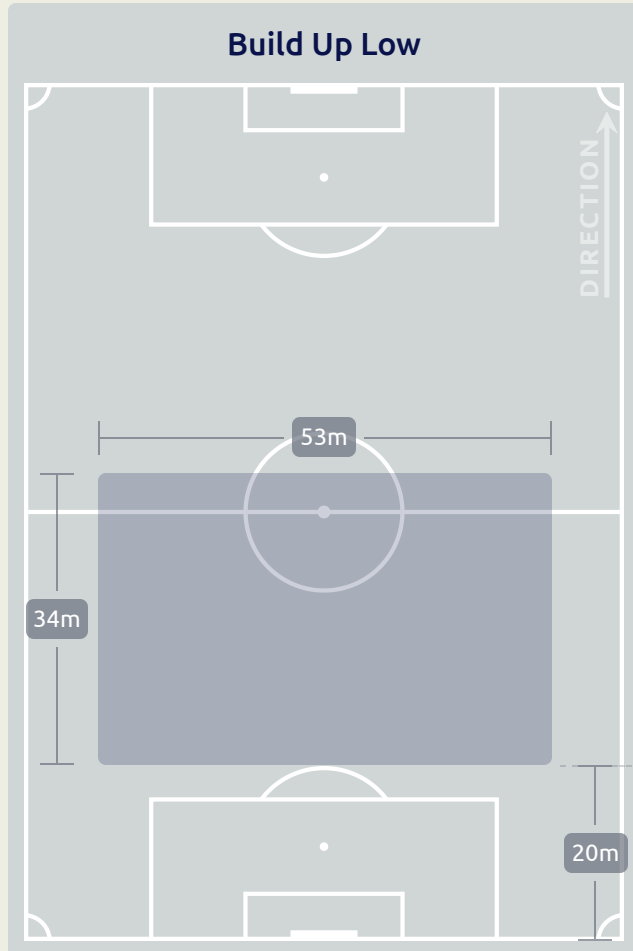


IN POSSESSION



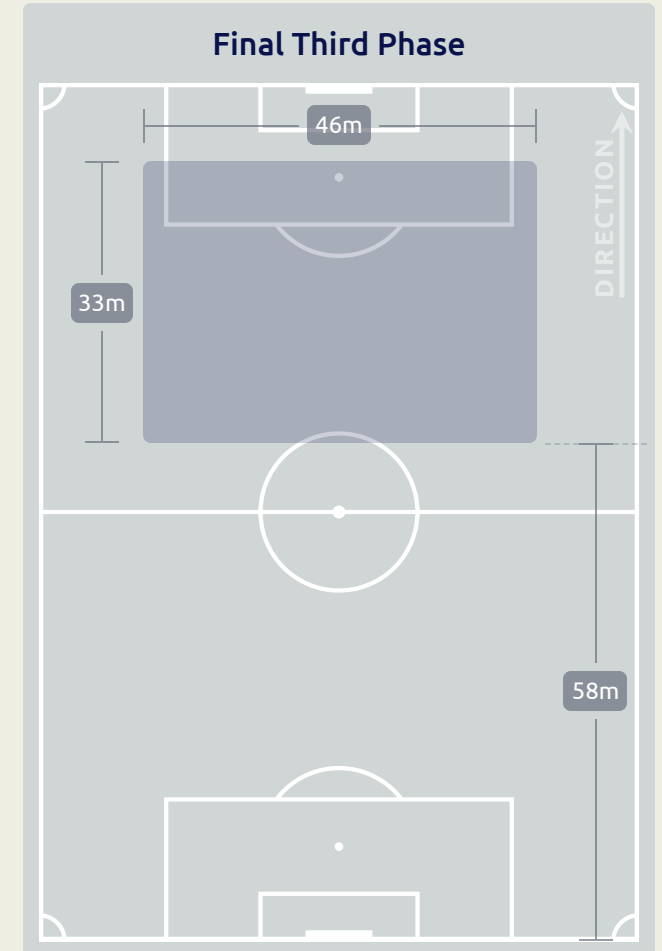
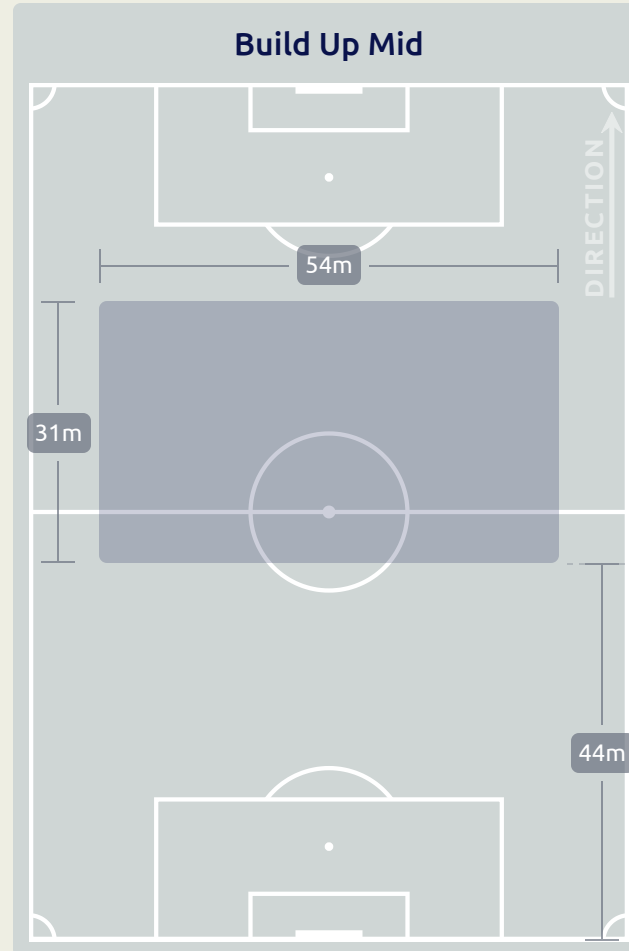
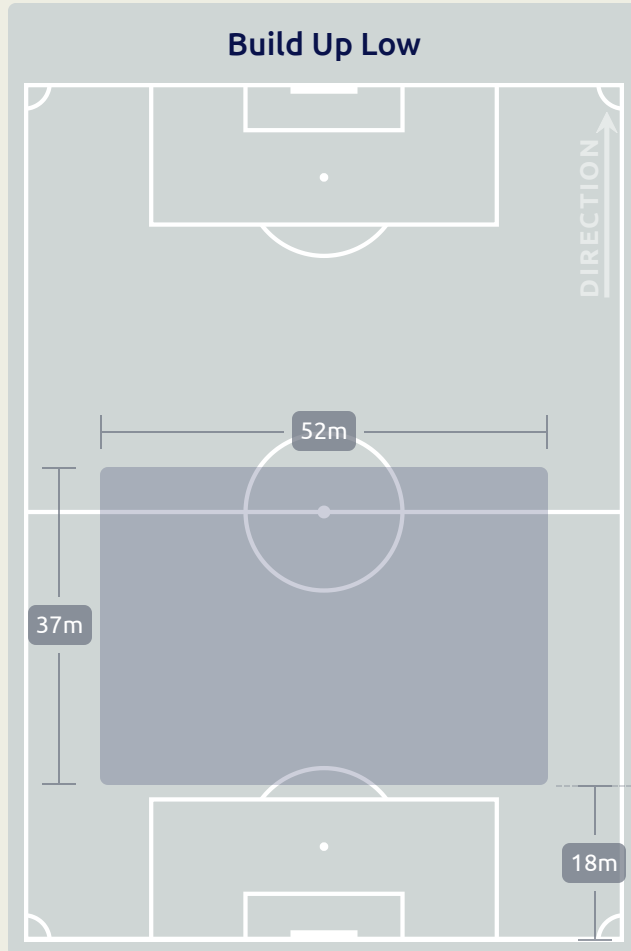
Brazil v Tunisia

In Possession Line Height & Team Length





In Possession Line Height & Team Length



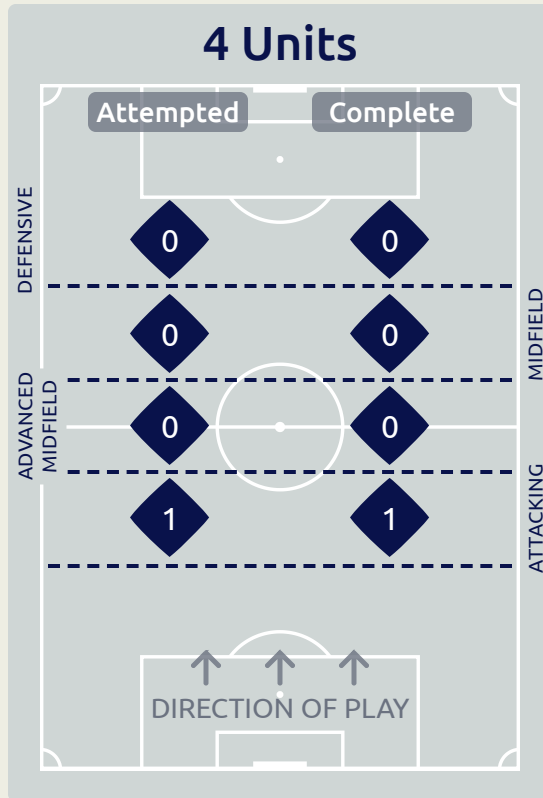
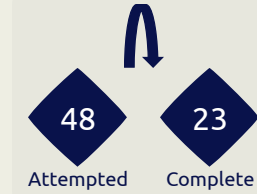
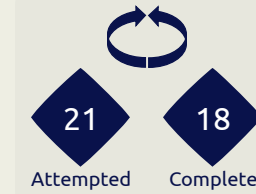
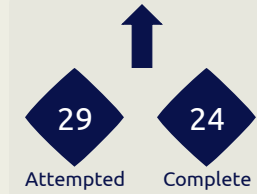
Line Breaks



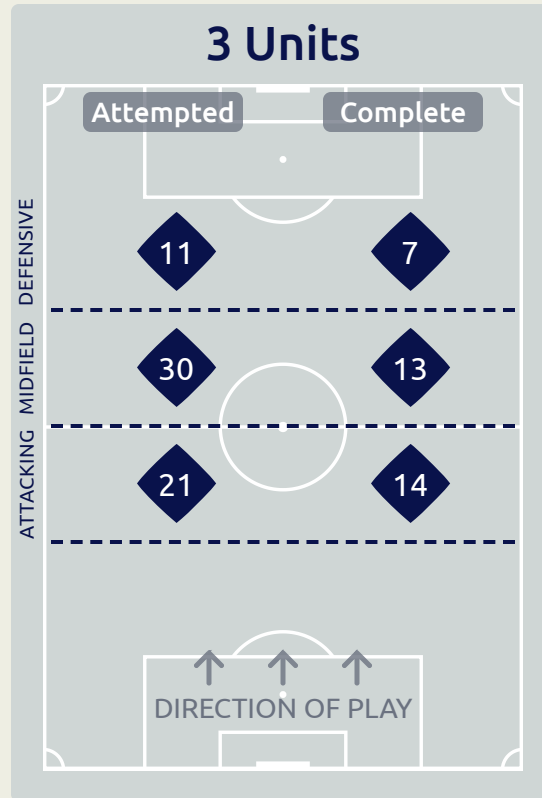
Brazil

Attempted Line Breaks

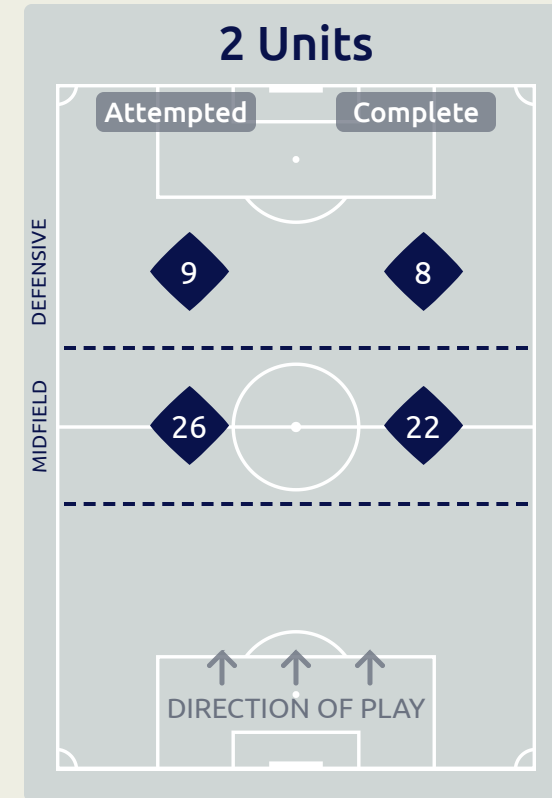
98



Attempted Line Breaks	1
Inside Shape	0
Outside Shape	1



Attempted Line Breaks	62
Inside Shape	45
Outside Shape	17



Attempted Line Breaks	35
Inside Shape	23
Outside Shape	12

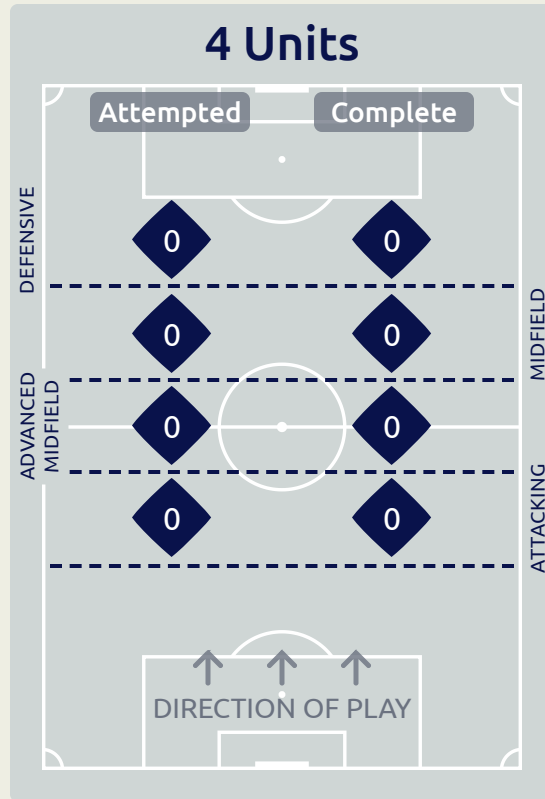
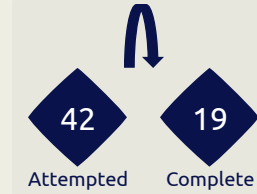
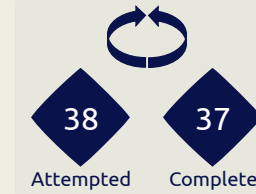
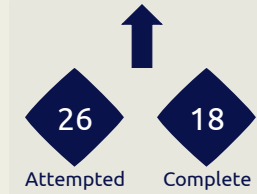
Line Breaks



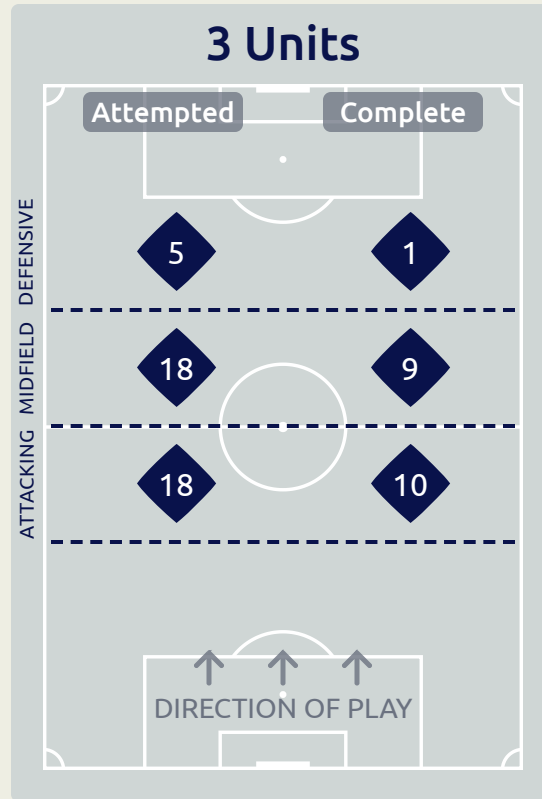
Tunisia

Attempted Line Breaks

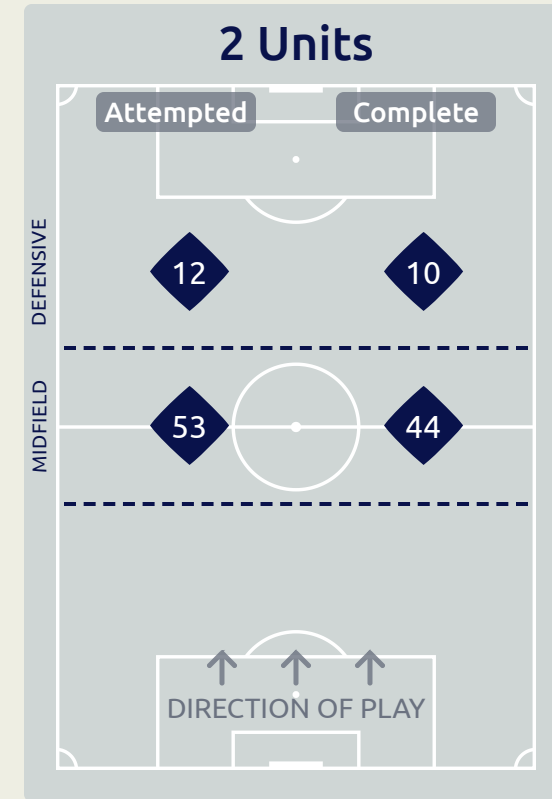
106



Attempted Line Breaks	0
Inside Shape	0
Outside Shape	0



Attempted Line Breaks	41
Inside Shape	28
Outside Shape	13



Attempted Line Breaks	65
Inside Shape	27
Outside Shape	38

Line Breaks



					4 Units				3 Units			2 Units		Direction			Distribution Type		
#	Player	Line Breaks Attempted	Line Breaks Completed	Line Break Completion %	Attacking Line	Attacking Midfield Line	Midfield Line	Defensive Line	Attacking Line	Midfield Line	Defensive Line	Midfield Line	Defensive Line	Through	Around	Over	Pass	Cross	Ball Progression
12	KAIQUE	21	12	57%	1	0	0	0	9	8	0	3	0	1	2	18	21	0	0
2	ARTHUR	11	5	45%	0	0	0	0	4	2	2	3	0	6	2	3	10	0	1
3	JEAN PEDROSO	6	3	50%	0	0	0	0	1	3	1	1	0	1	2	3	6	0	0
4	ROBERT RENAN	11	9	81%	0	0	0	0	1	2	2	6	0	5	1	5	11	0	0
5	ANDREY SANTOS	11	10	90%	0	0	0	0	1	3	2	5	0	6	3	2	11	0	0
6	KAIKI	2	0	0%	0	0	0	0	0	2	0	0	0	0	0	2	1	1	0
8	MARLON GOMES	4	4	100%	0	0	0	0	1	1	1	1	0	1	3	0	3	0	1
9	MARCOS LEONARDO	5	3	60%	0	0	0	0	0	0	2	0	3	2	1	2	4	0	1
11	GUILHERME BIRO	9	6	66%	0	0	0	0	2	5	0	2	0	1	2	6	8	1	0
16	MARQUINHOS	4	2	50%	0	0	0	0	0	2	0	2	0	0	1	3	3	1	0
20	SAVIO	6	6	100%	0	0	0	0	0	0	1	2	3	3	3	0	4	0	2
10	MATHEUS MARTINS	2	0	0%	0	0	0	0	1	1	0	0	0	1	0	1	2	0	0
13	ANDRE DHOMINIQUE	3	2	66%	0	0	0	0	1	0	0	1	1	0	0	3	2	0	1
14	DOUGLAS MENDES	0	0	0%	0	0	0	0	0	0	0	0	0	0	0	0	0	0	0
15	RONALD	0	0	0%	0	0	0	0	0	0	0	0	0	0	0	0	0	0	0
17	GIOVANE	3	3	100%	0	0	0	0	0	1	0	0	2	2	1	0	3	0	0

Line Breaks



					4 Units				3 Units			2 Units		Direction			Distribution Type		
#	Player	Line Breaks Attempted	Line Breaks Completed	Line Break Completion %	Attacking Line	Attacking Midfield Line	Midfield Line	Defensive Line	Attacking Line	Midfield Line	Defensive Line	Midfield Line	Defensive Line	Through	Around	Over	Pass	Cross	Ball Progression
16	ARFAOUI Dries	3	2	66%	0	0	0	0	2	1	0	0	0	1	0	2	3	0	0
2	GHORBEL Mahmoud	12	9	75%	0	0	0	0	3	2	2	4	1	2	5	5	12	0	0
4	EL ABED Karim	11	7	63%	0	0	0	0	5	1	0	4	1	1	4	6	9	1	1
5	BOUCHNIBA Raed	10	7	70%	0	0	0	0	3	1	0	6	0	2	4	4	10	0	0
7	CHOUCHANE Samy	10	7	70%	0	0	0	0	2	4	0	4	0	3	2	5	8	1	1
8	DRIDI Yassine	7	5	71%	0	0	0	0	1	2	0	4	0	4	3	0	7	0	0
10	EL DJEBALI Chaim	18	13	72%	0	0	0	0	0	2	1	12	3	3	10	5	16	2	0
13	DERBALI Mohamed Wael	11	7	63%	0	0	0	0	0	1	1	9	0	5	2	4	11	0	0
18	DHAOUI Mohamed	12	9	75%	0	0	0	0	1	1	0	5	5	2	5	5	11	0	1
19	SAOUDI Ali	3	1	33%	0	0	0	0	1	2	0	0	0	0	0	3	3	0	0
20	YACOUB Bechir	3	2	66%	0	0	0	0	0	1	1	1	0	1	1	1	3	0	0
9	SNANA Youssef	0	0	0%	0	0	0	0	0	0	0	0	0	0	0	0	0	0	0
11	AOUANI Raki	5	4	80%	0	0	0	0	0	0	0	4	1	1	2	2	5	0	0
21	OTHMAN Jebbil	1	1	100%	0	0	0	0	0	0	0	0	1	1	0	0	1	0	0



Passing Networks

#	Passes From ↓ to →	KAIQUE	ARTHUR	JEAN PEDROSO	ROBERT RENAN	ANDREY SANTOS	KAIKI	MARLON GOMES	MARCOS LEONARDO	GUILHERME BIRO	MARQUINHOS	SAVIO	MATHEUS MARTINS	ANDRE DHOMINIQUE	DOUGLAS MENDES	RONALD	GIOVANE
12	KAIQUE		2	3	3	1	0	0	5	0	1	0	3	0	0	0	0
2	ARTHUR	1		4	8	1	0	3	2	0	1	2	0	0	0	0	0
3	JEAN PEDROSO	2	7		34	3	0	6	2	2	0	1	0	0	2	0	0
4	ROBERT RENAN	3	3	24		8	3	2	3	3	5	5	0	0	0	0	0
5	ANDREY SANTOS	0	1	5	10		2	4	3	3	5	4	1	0	1	0	0
6	KAIKI	1	0	1	6	4		0	0	0	0	0	0	0	0	0	0
8	MARLON GOMES	0	9	3	2	3	1		1	1	2	0	2	1	0	0	0
9	MARCOS LEONARDO	0	0	1	1	3	0	0		0	1	3	0	0	0	0	0
11	GUILHERME BIRO	0	0	2	0	3	0	0	2		2	0	2	1	0	0	0
16	MARQUINHOS	1	2	4	1	2	1	1	1	2		3	0	0	0	0	0
20	SAVIO	0	5	1	0	5	1	2	2	0	1		0	0	0	0	0
10	MATHEUS MARTINS	0	1	0	0	0	0	0	0	0	1	0		0	0	0	0
13	ANDRE DHOMINIQUE	0	0	0	0	0	0	0	0	0	0	0	0		0	0	2
14	DOUGLAS MENDES	0	0	0	0	1	0	0	0	0	0	0	0	0		0	0
15	RONALD	0	0	0	0	0	0	0	0	0	0	0	0	0	0		0
17	GIOVANE	0	1	0	0	0	0	2	0	1	0	0	1	0	0	0	

Top 5 Player to Player Passers

Player	Passed To	% of Total Team Passes
JEAN PEDROSO	ROBERT RENAN	11%
ROBERT RENAN	JEAN PEDROSO	7.8%
ANDREY SANTOS	ROBERT RENAN	3.2%
MARLON GOMES	ARTHUR	2.9%
ARTHUR	ROBERT RENAN	2.6%



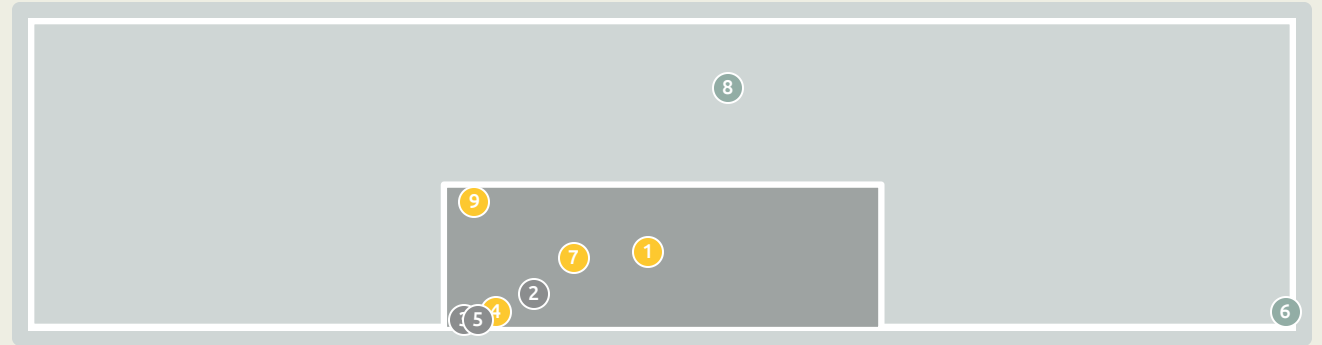
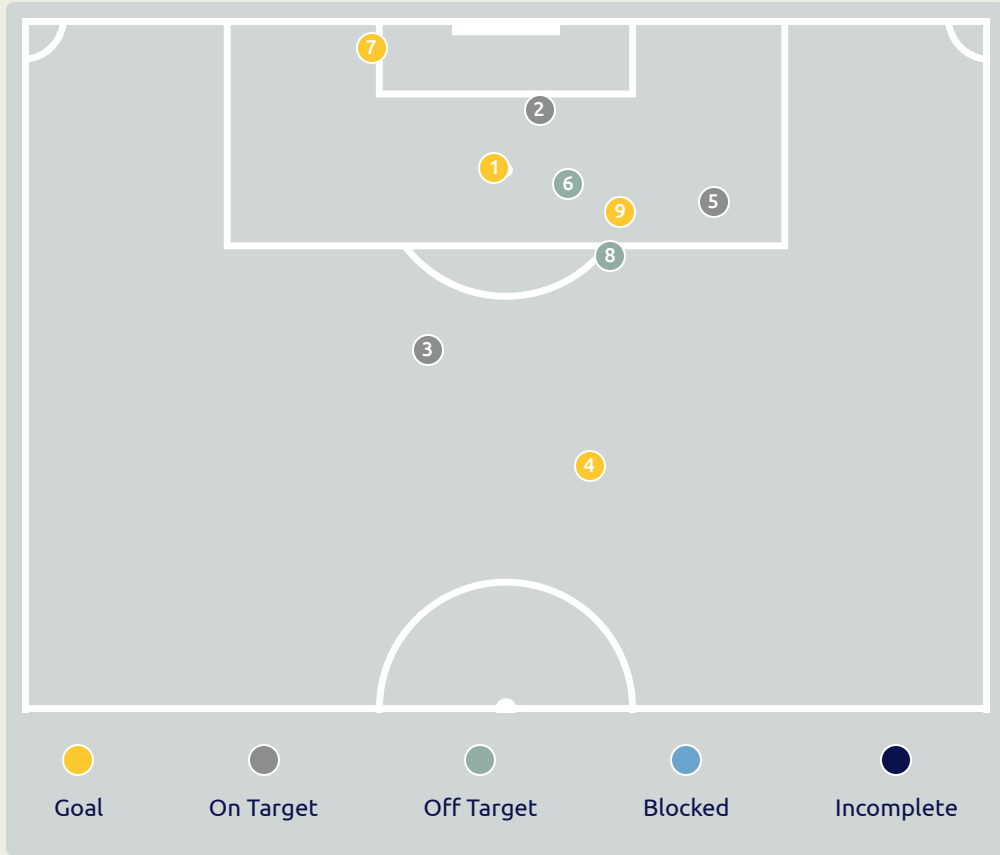
Passing Networks






#	Passes From ↓ to →	ARFAOUI Dries	GHORBEL Mahmoud	EL ABED Karim	BOUCHNIBA Raed	CHOUCHANE Samy	DRIDI Yassine	EL DJEBALI Chaim	DERBALI Mohamed Wael	DHAOUI Mohamed	SAOUDI Ali	YACOUB Bechir	SNANA Youssef	AOUANI Raki	OTHMAN Jebriil
16	ARFAOUI Dries		2	0	4	1	2	0	2	1	3	0	0	0	0
2	GHORBEL Mahmoud	1		1	10	5	5	1	6	10	4	1	0	0	1
4	EL ABED Karim	0	0		2	2	1	5	5	1	2	4	2	3	0
5	BOUCHNIBA Raed	0	7	5		6	3	3	6	6	12	0	0	4	0
7	CHOUCHANE Samy	0	2	6	4		4	10	8	4	2	3	0	1	0
8	DRIDI Yassine	0	3	0	1	3		0	2	9	0	0	0	0	0
10	EL DJEBALI Chaim	0	6	3	3	9	1		6	9	1	2	0	3	1
13	DERBALI Mohamed Wael	0	6	4	6	5	1	7		4	7	4	0	4	1
18	DHAOUI Mohamed	0	5	1	1	6	1	6	2		0	0	0	5	0
19	SAOUDI Ali	0	6	1	7	2	0	5	2	0		0	0	2	0
20	YACOUB Bechir	0	0	1	3	1	0	2	2	1	1		0	0	0
9	SNANA Youssef	0	0	0	0	0	0	0	1	0	0	0		0	0
11	AOUANI Raki	0	0	1	1	1	0	4	2	6	1	0	1		1
21	OTHMAN Jebriil	0	1	0	0	0	0	1	1	0	1	0	0	0	

Top 5 Player to Player Passers

Player	Passed To	% of Total Team Passes
BOUCHNIBA Raed	SAOUDI Ali	3.1%
GHORBEL Mahmoud	DHAOUI Mohamed	2.6%
GHORBEL Mahmoud	BOUCHNIBA Raed	2.6%
CHOUCHANE Samy	EL DJEBALI Chaim	2.6%
DRIDI Yassine	DHAOUI Mohamed	2.3%

Attempts at Goal



Key	Outcome	Shots
	Goals	4
	On Target	3
	Off Target	2
	Blocked	0
	Incomplete	0

Brazil


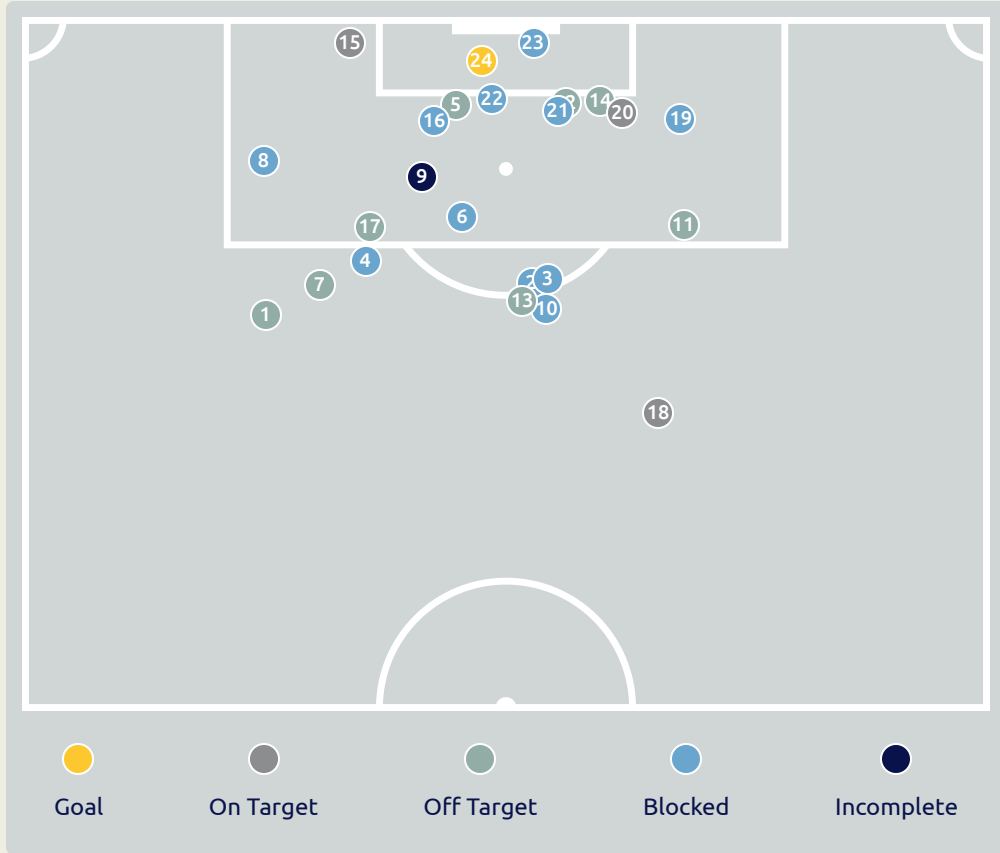


Attempts at Goal

Time	Player	Outcome	Body Part	Delivery Type
10	9 MARCOS LEONARDO	On Target - Goal	Right Foot	Penalty
15	9 MARCOS LEONARDO	On Target - Goal Prevented	Right Foot	Loose Ball
18	11 GUILHERME BIRO	On Target - Saved	Left Foot	Pass
30	5 ANDREY SANTOS	On Target - Goal	Right Foot	Pass
36	20 SAVIO	On Target - Saved	Left Foot	Pass
61	3 JEAN PEDROSO	Off Target	Head	Freekick
90	10 MATHEUS MARTINS	On Target - Goal	Right Foot	Pass
97	14 DOUGLAS MENDES	Off Target	Right Foot	Ball Progression
99	5 ANDREY SANTOS	On Target - Goal	Right Foot	Pass



Attempts at Goal



Key	Outcome	Shots
●	Goals	1
●	On Target	3
●	Off Target	8
●	Blocked	11
●	Incomplete	1

Attempts at Goal

Tunisia



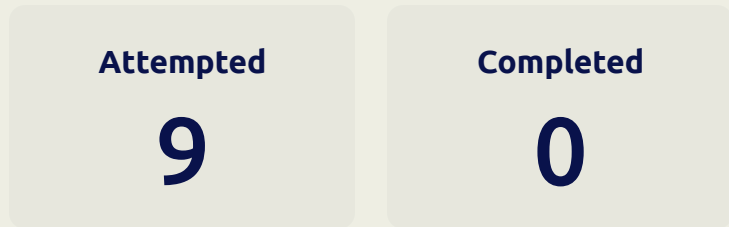
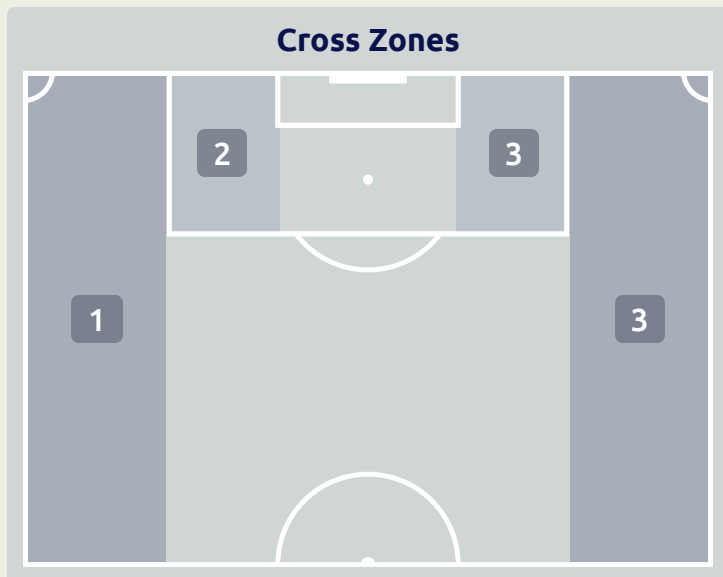
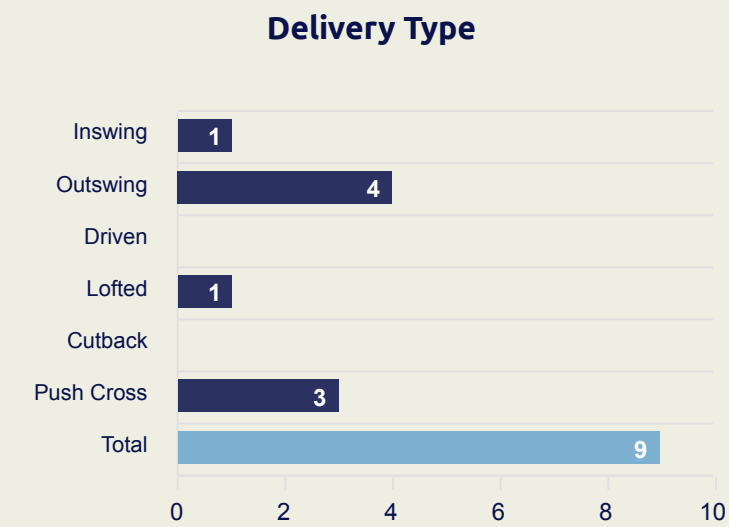
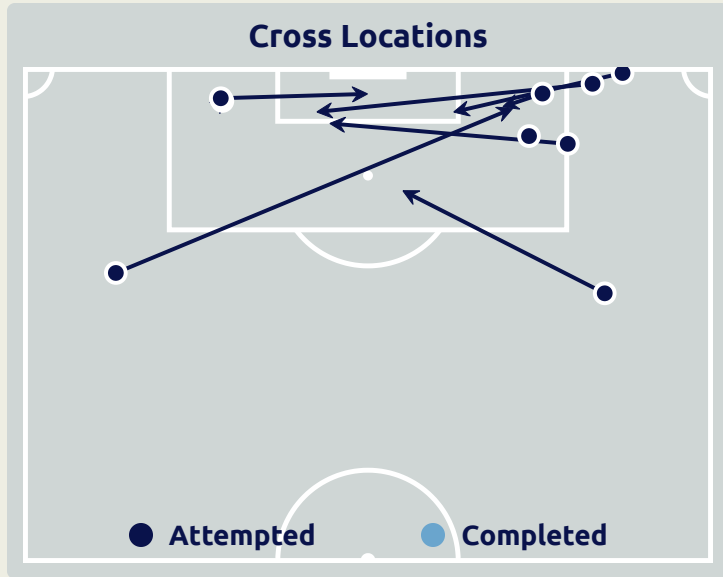
Time	Player	Outcome	Body Part	Delivery Type
47	20 YACOUB Bechir	Off Target	Right Foot	Pass
47	7 CHOUCANE Samy	Incomplete - Blocked	Right Foot	Freekick
47	7 CHOUCANE Samy	Incomplete - Blocked	Right Foot	Loose Ball
50	7 CHOUCANE Samy	Incomplete - Blocked	Right Foot	Pass
51	5 BOUCHNIBA Raed	Off Target	Head	Corner
52	7 CHOUCANE Samy	Incomplete - Blocked	Right Foot	Pass
57	4 EL ABED Karim	Off Target	Right Foot	Loose Ball
59	10 EL DJEBALI Chaim	Incomplete - Blocked	Right Foot	Loose Ball
59	20 YACOUB Bechir	Incomplete - Referee Event	Head	Pass
65	11 AOUBANI Raki	Incomplete - Blocked	Right Foot	Pass
67	10 EL DJEBALI Chaim	Off Target - Saved	Right Foot	Ball Progression
68	21 OTHMAN Jebril	Off Target	Head	Cross
72	11 AOUBANI Raki	Off Target	Right Foot	Loose Ball
87	5 BOUCHNIBA Raed	Off Target	Head	Corner
92	9 SNANA Youssef	On Target - Saved	Right Foot	Loose Ball
92	2 GHORBEL Mahmoud	Incomplete - Blocked	Right Foot	Other
92	10 EL DJEBALI Chaim	Off Target	Left Foot	Loose Ball

Attempts at Goal

Tunisia

Time	Player	Outcome	Body Part	Delivery Type
98	11 AOUBANI Raki	Deflected On Target - Saved	Right Foot	Pass
102	13 DERBALI Mohamed Wael	Incomplete - Blocked	Right Foot	Pass
102	9 SNANA Youssef	On Target - Saved	Right Foot	Loose Ball
102	13 DERBALI Mohamed Wael	Incomplete - Blocked	Right Foot	Other
102	21 OTHMAN Jebri	Incomplete - Blocked	Right Foot	Loose Ball
102	9 SNANA Youssef	Incomplete - Blocked	Right Foot	Loose Ball
102	2 GHORBEL Mahmoud	On Target - Goal	Left Foot	Loose Ball

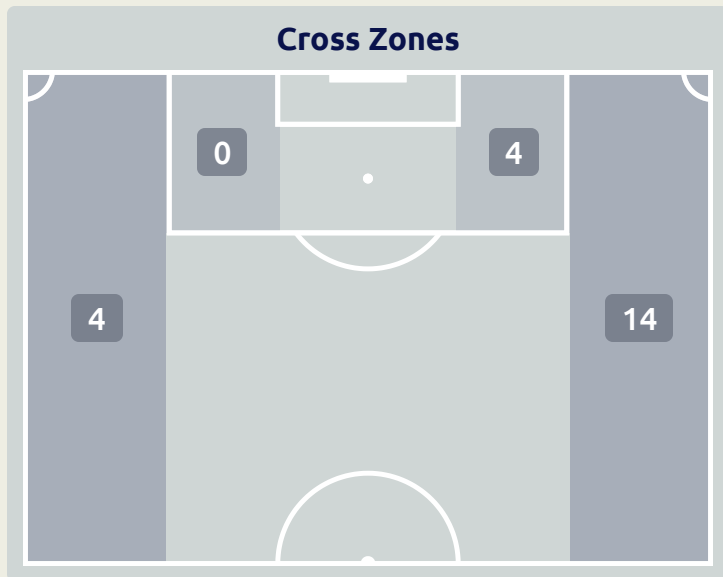
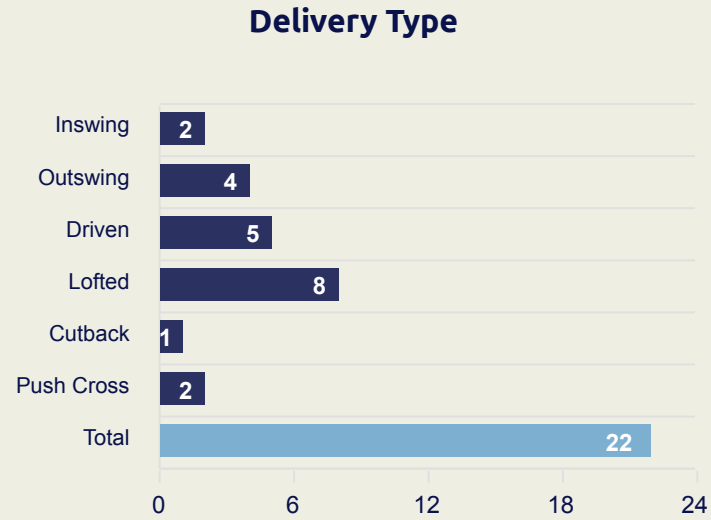
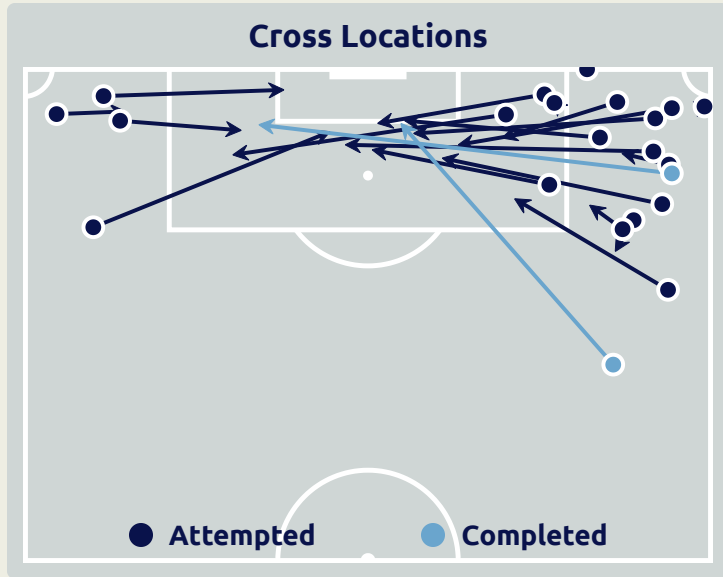
Crosses (Open Play)



#	Player	Inswing	Outswing	Driven	Lofted	Cutback	Push Cross	Total Attempted
12	KAIQUE	0	0	0	0	0	0	0
2	ARTHUR	0	2	0	0	0	1	3
3	JEAN PEDROSO	0	0	0	0	0	0	0
4	ROBERT RENAN	0	0	0	0	0	0	0
5	ANDREY SANTOS	0	0	0	0	0	0	0
6	KAIKI	0	1	0	0	0	0	1
8	MARLON GOMES	0	0	0	0	0	0	0
9	MARCOS LEONARDO	0	0	0	0	0	0	0
11	GUILHERME BIRO	0	0	0	1	0	1	2
16	MARQUINHOS	0	0	0	0	0	0	0
20	SAVIO	1	1	0	0	0	1	3
10	MATHEUS MARTINS	0	0	0	0	0	0	0
13	ANDRE DHOMINIQUE	0	0	0	0	0	0	0
14	DOUGLAS MENDES	0	0	0	0	0	0	0
15	RONALD	0	0	0	0	0	0	0
17	GIOVANE	0	0	0	0	0	0	0



Crosses (Open Play)



Attempted

22

Completed

2

Most Crosses Attempted

8

DHAOUI Mohamed
RIGHT WINGER

#	Player	Inswing	Outswing	Driven	Lofted	Cutback	Push Cross	Total Attempted
16	ARFAOUI Dries	0	0	0	0	0	0	0
2	GHORBEL Mahmoud	0	0	0	1	0	2	3
4	EL ABED Karim	0	0	0	1	0	0	1
5	BOUCHNIBA Raed	0	0	1	0	0	0	1
7	CHOUCHANE Samy	0	0	0	1	0	0	1
8	DRIDI Yassine	0	0	0	2	0	0	2
10	EL DJEBALI Chaim	0	0	0	2	0	0	2
13	DERBALI Mohamed Wael	0	0	0	0	0	0	0
18	DHAOUI Mohamed	2	4	2	0	0	0	8
19	SAOUDI Ali	0	0	0	0	0	0	0
20	YACOUB Bechir	0	0	1	0	0	0	1
9	SNANA Youssef	0	0	0	0	0	0	0
11	AOUANI Raki	0	0	1	0	1	0	2
21	OTHMAN Jebriil	0	0	0	1	0	0	1



Offering to Receive

244
Total Offers Made

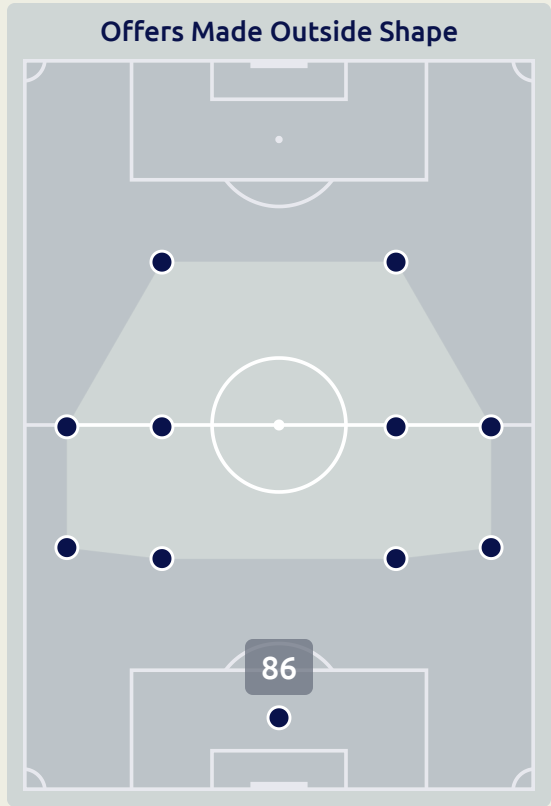
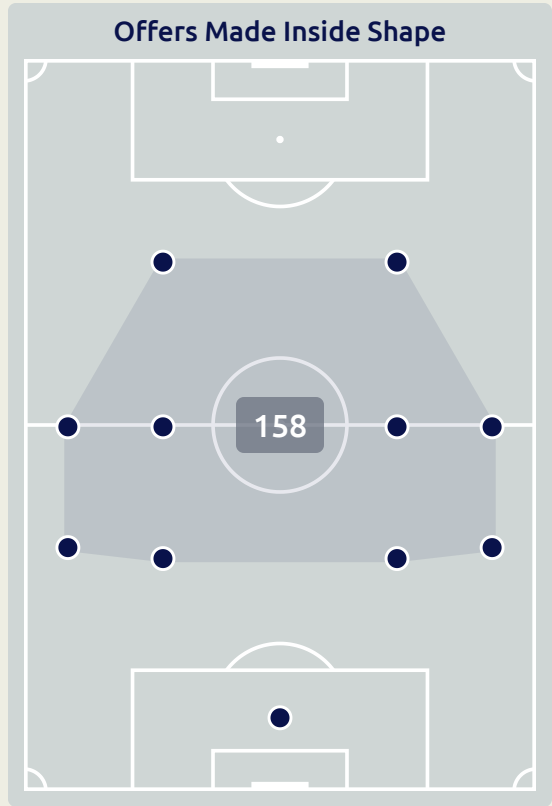
99
Total Offers Received

Most Offers
34
ANDREY SANTOS
DEFENSIVE MIDFIELD CENTRE LEFT

105
Offers Made in Final Third

80
Offers Made in Middle Third

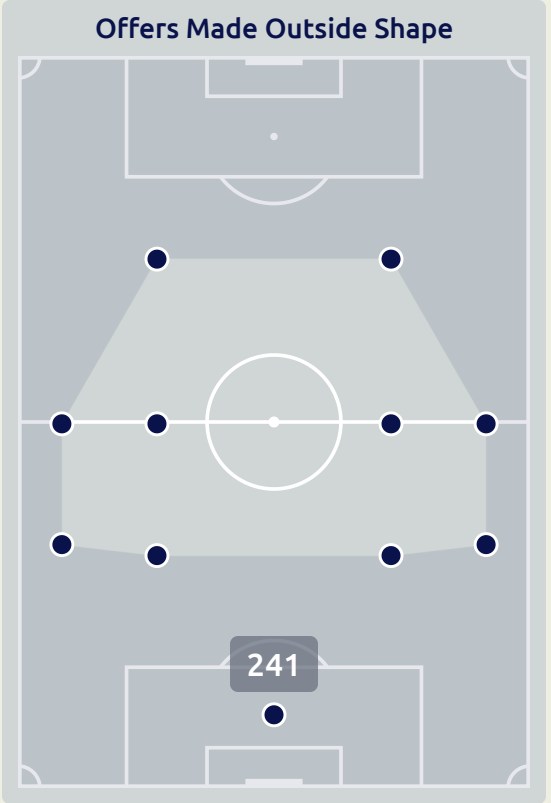
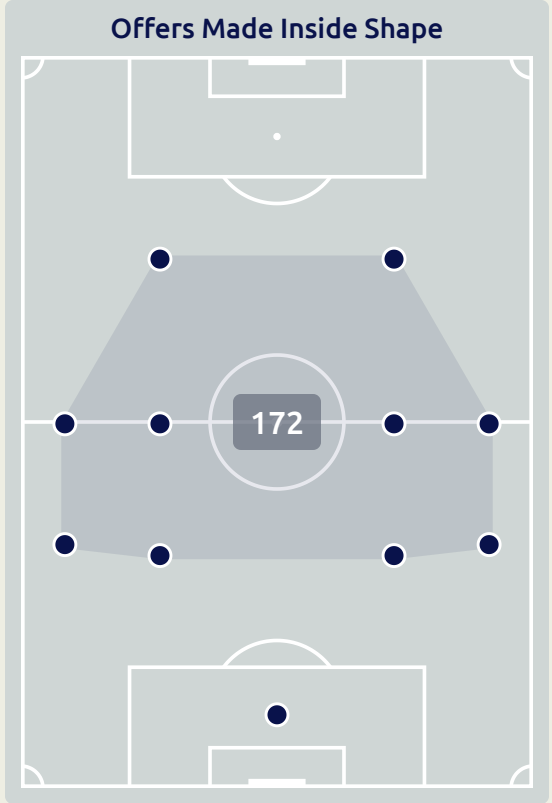
59
Offers Made in Defensive Third



#	Player	Offers Made	Offers Received	% Made & Received
12	KAIQUE	15	4	26.7%
2	ARTHUR	19	6	31.6%
3	JEAN PEDROSO	30	18	60%
4	ROBERT RENAN	8	7	87.5%
5	ANDREY SANTOS	34	18	52.9%
6	KAIKI	16	2	12.5%
8	MARLON GOMES	21	10	47.6%
9	MARCOS LEONARDO	34	7	20.6%
11	GUILHERME BIRO	16	8	50%
16	MARQUINHOS	20	8	40%
20	SAVIO	14	5	35.7%
10	MATHEUS MARTINS	4	3	75%
13	ANDRE DHOMINIQUE	10	2	20%
14	DOUGLAS MENDES	1	0	0%
15	RONALD	0	0	0%
17	GIOVANE	2	1	50%



Offering to Receive



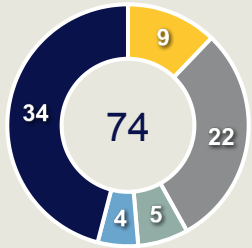
#	Player	Offers Made	Offers Received	% Made & Received
16	ARFAOUI Dries	6	1	16.7%
2	GHORBEL Mahmoud	21	8	38.1%
4	EL ABED Karim	56	8	14.3%
5	BOUCHNIBA Raed	34	14	41.2%
7	CHOUCHANE Samy	39	17	43.6%
8	DRIDI Yassine	27	4	14.8%
10	EL DJEBALI Chaim	76	29	38.2%
13	DERBALI Mohamed Wael	47	17	36.2%
18	DHAOUI Mohamed	46	17	37%
19	SAOUDI Ali	4	2	50%
20	YACOUB Bechir	11	4	36.4%
9	SNANA Youssef	6	3	50%
11	AOUANI Raki	26	11	42.3%
21	OTHMAN Jebri	14	4	28.6%



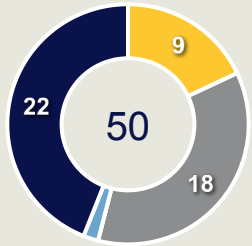
Movement to Receive

Movement Types by Phase

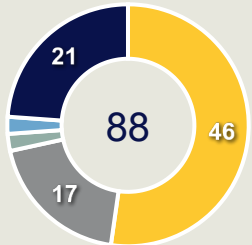
Final Third Phase



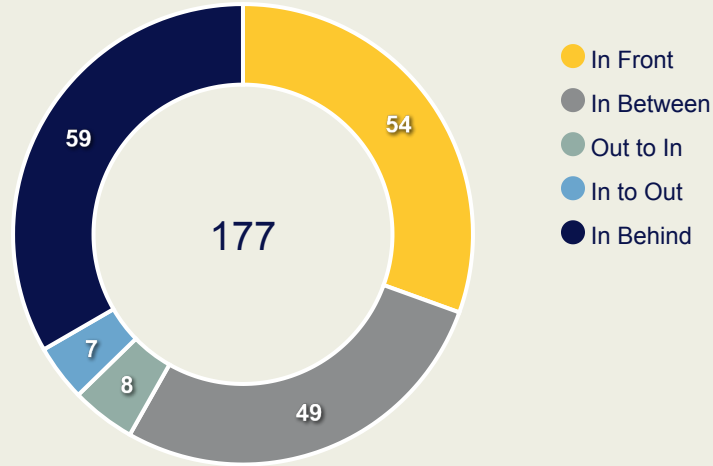
Progression Phase



Build Up Phase



All Movement Types

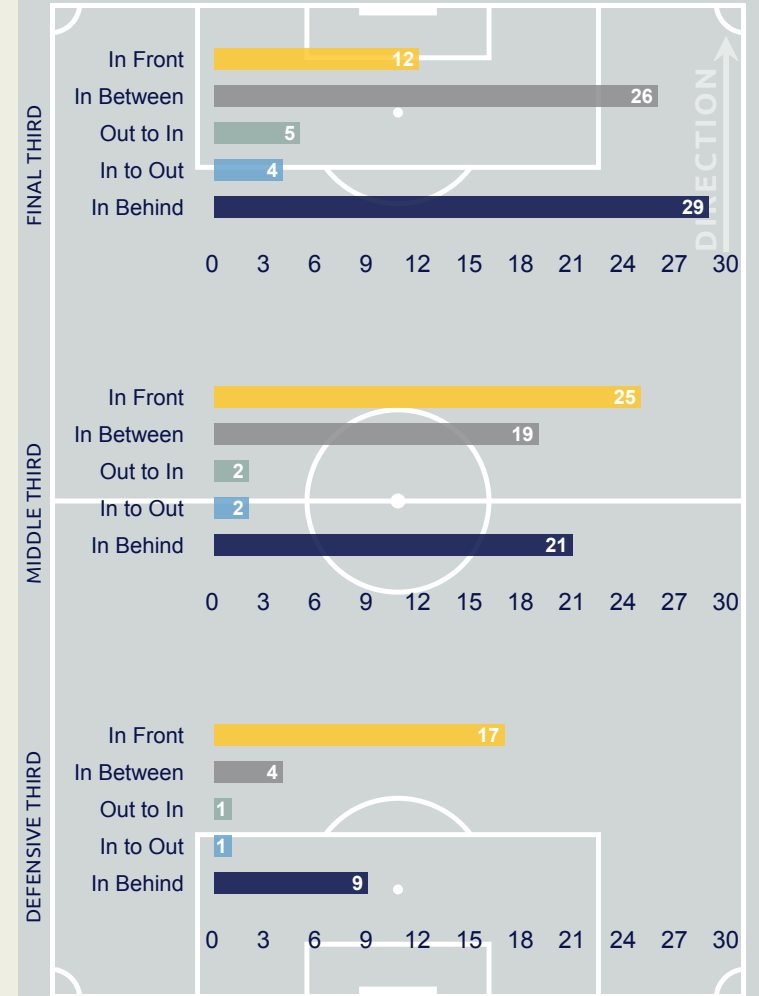


- In Front
- In Between
- Out to In
- In to Out
- In Behind

Top Ranked Players

Type	Player	Movements
In Front	5 ANDREY SANTOS	9
In Between	9 MARCOS LEONARDO	21
Out to In	20 SAVIO	3
In to Out	16 MARQUINHOS	2
In Behind	6 KAIKI	8

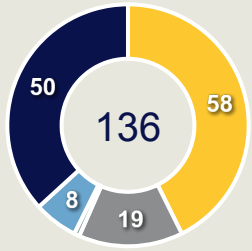
Movement Types Pitch Third



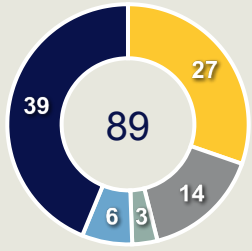
Movement to Receive

Movement Types by Phase

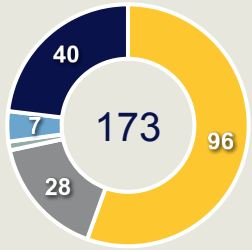
Final Third Phase



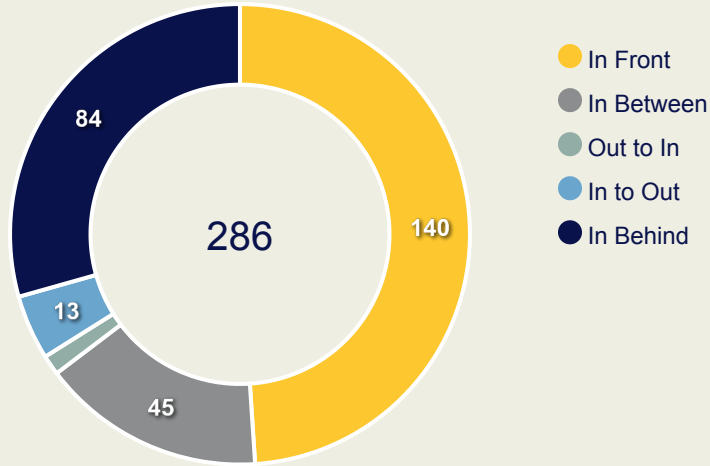
Progression Phase



Build Up Phase



All Movement Types

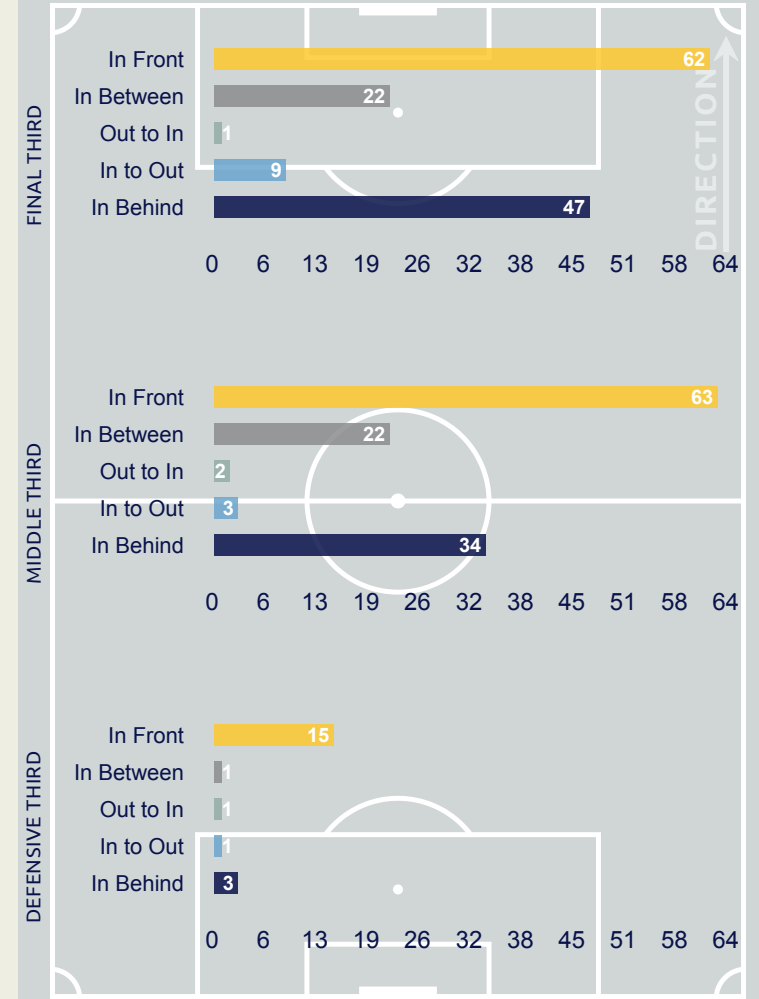


- In Front
- In Between
- Out to In
- In to Out
- In Behind

Top Ranked Players

Type	Player	Movements
In Front	10 EL DJEBALI Chaim	41
In Between	10 EL DJEBALI Chaim	14
Out to In	10 EL DJEBALI Chaim	2
In to Out	18 DHAOUI Mohamed	5
In Behind	18 DHAOUI Mohamed	19

Movement Types Pitch Third



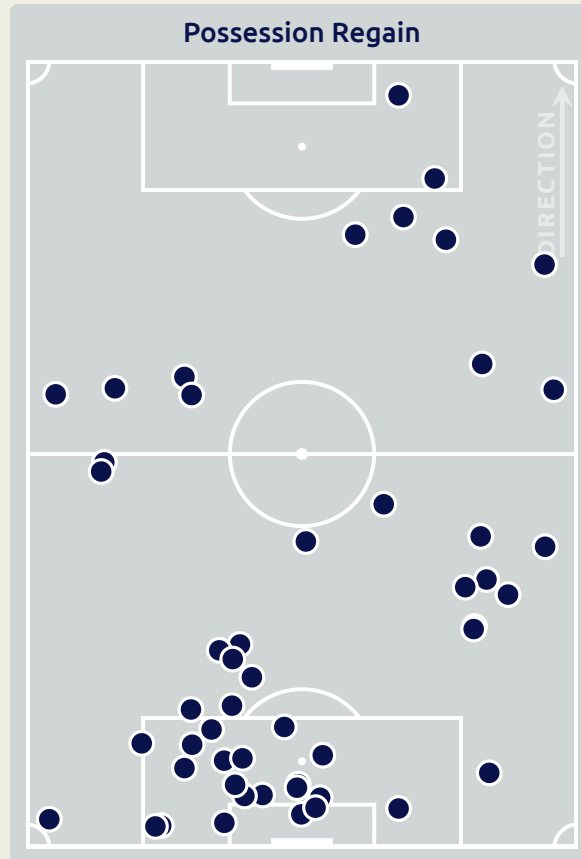
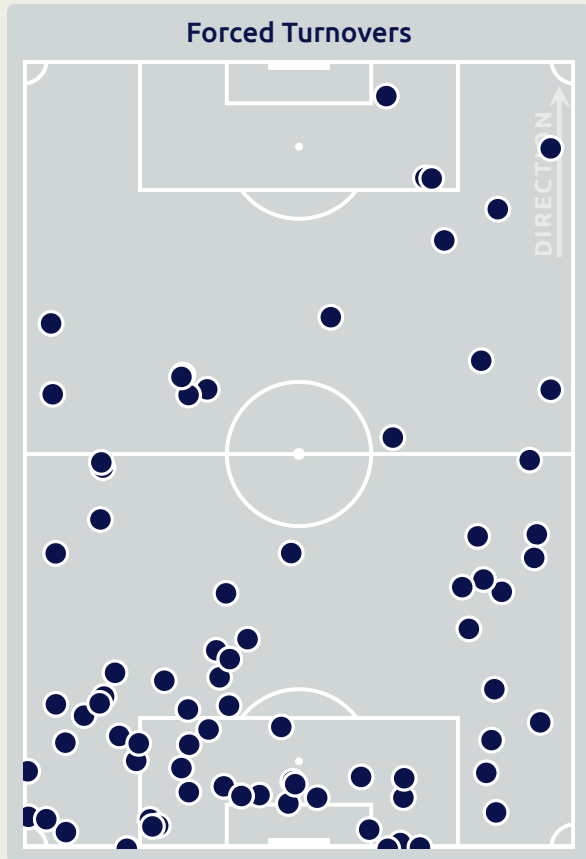
OUT OF POSSESSION



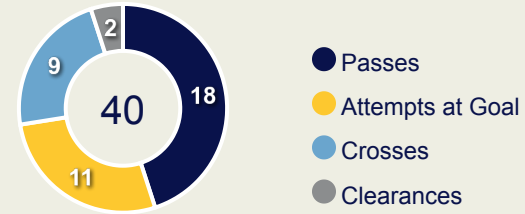
Brazil v Tunisia



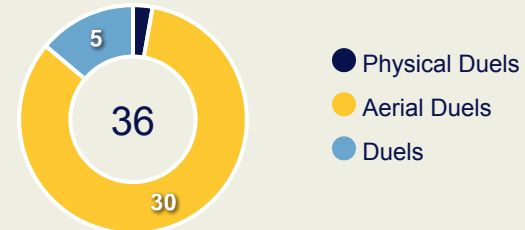
Defensive Actions



Blocks



Possession Contests



Most Possession Regains

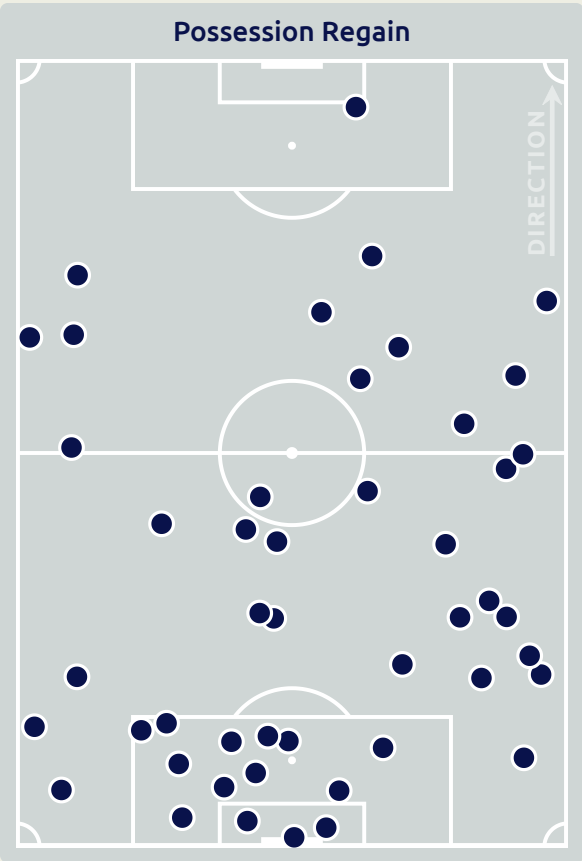
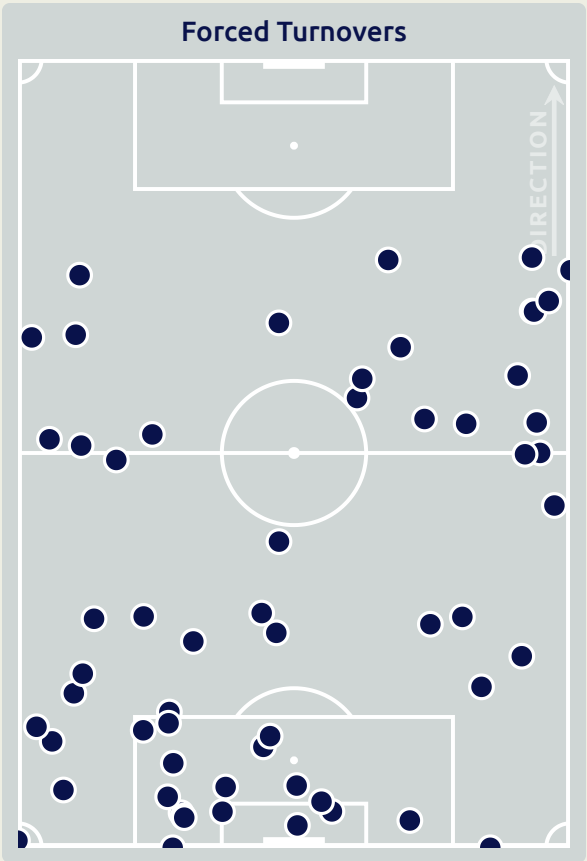
12
MARLON GOMES
DEFENSIVE MIDFIELD CENTRE RIGHT

#	Player	Total Possession Regains
12	KAIQUE	4
2	ARTHUR	6
3	JEAN PEDROSO	7
4	ROBERT RENAN	0
5	ANDREY SANTOS	4
6	KAIKI	2
8	MARLON GOMES	12
9	MARCOS LEONARDO	3
11	GUILHERME BIRO	5
16	MARQUINHOS	2
20	SAVIO	1
10	MATHEUS MARTINS	1
13	ANDRE DHOMINIQUE	2
14	DOUGLAS MENDES	3
15	RONALD	1
17	GIOVANE	0

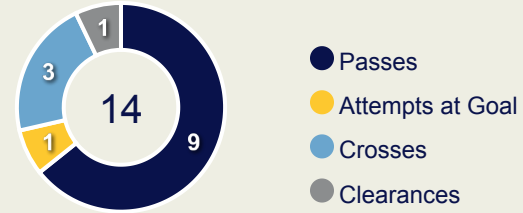


Defensive Actions

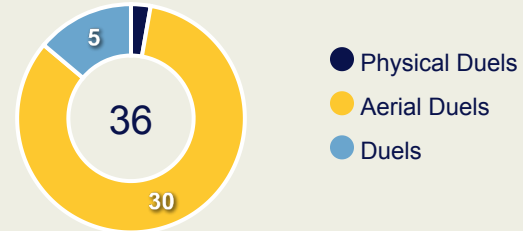
59 Forced Turnovers	50 Possession Regained	11 Interceptions	27 Tackles	5.02 Possession Actions / Defensive Action
-------------------------------	----------------------------------	----------------------------	----------------------	--



Blocks



Possession Contests



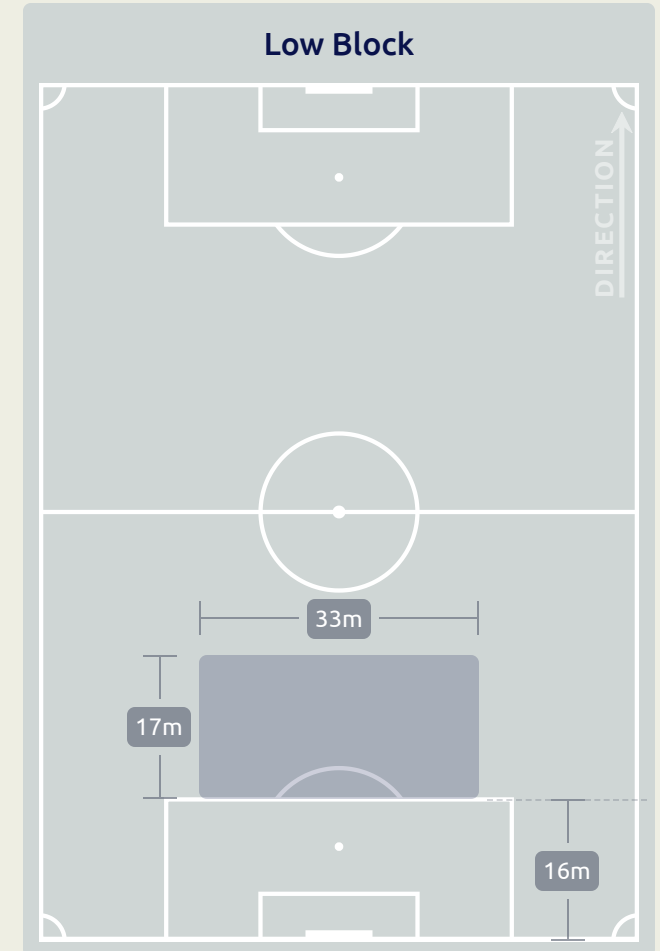
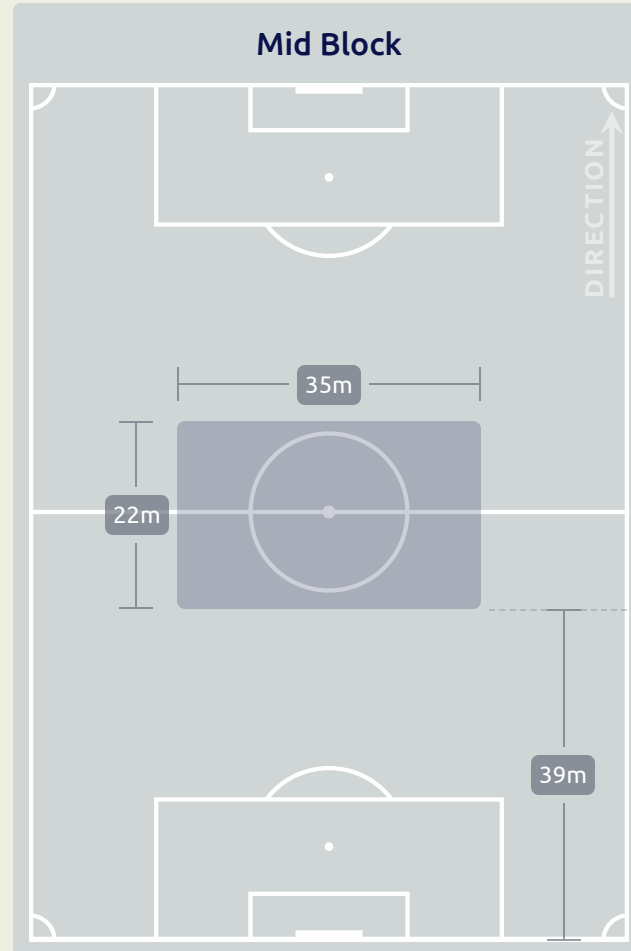
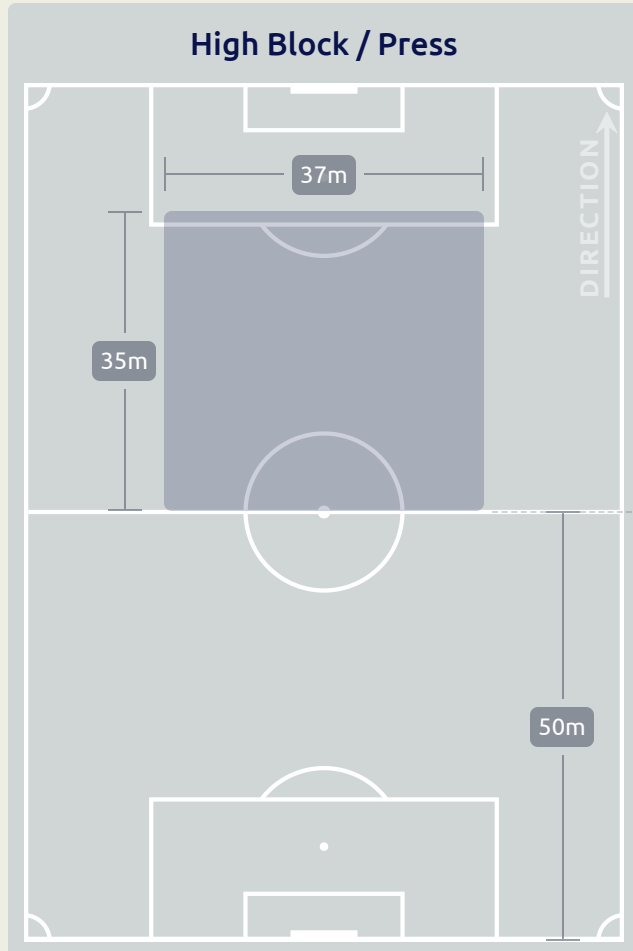
Most Possession Regains

12

GHORBEL Mahmoud
RIGHT CENTRE BACK

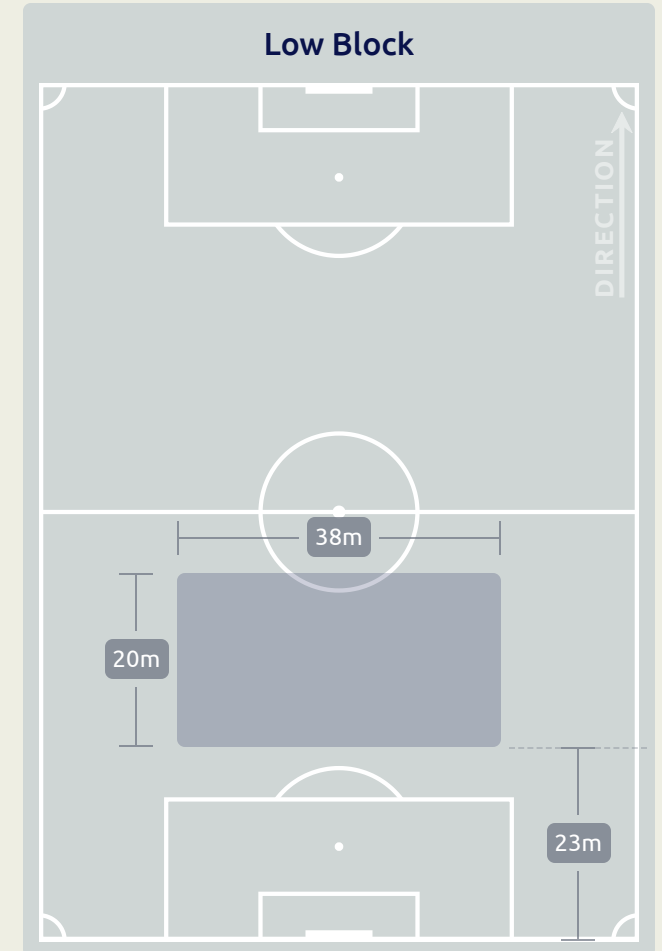
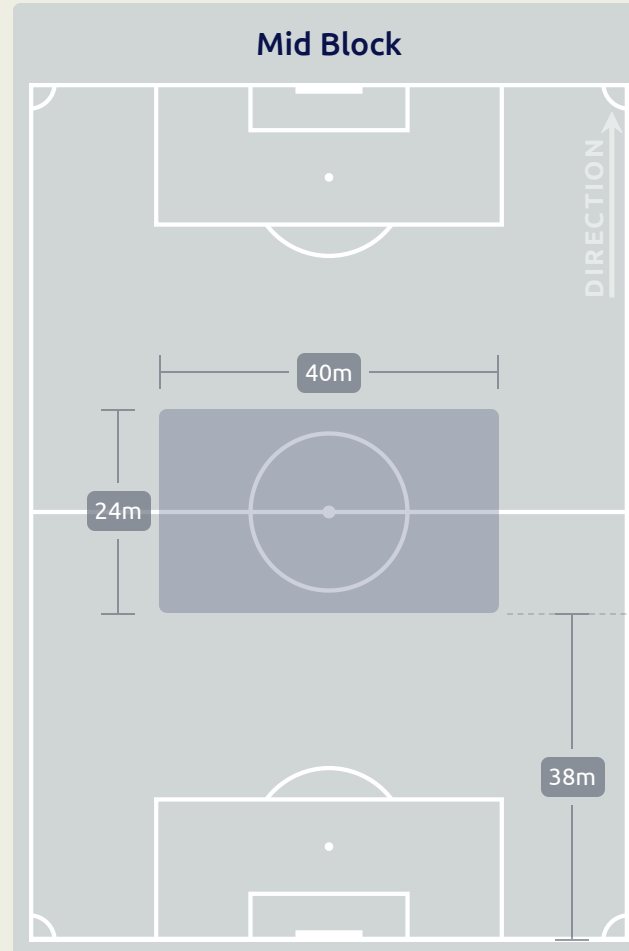
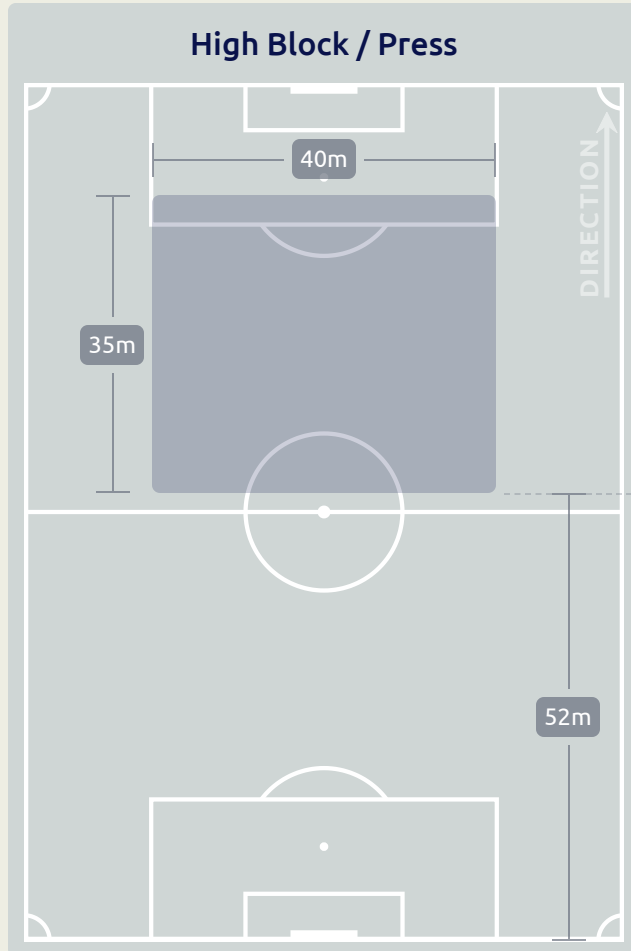
#	Player	Total Possession Regains
16	ARFAOUI Dries	8
2	GHORBEL Mahmoud	12
4	EL ABED Karim	2
5	BOUCHNIBA Raed	6
7	CHOUCHANE Samy	3
8	DRIDI Yassine	2
10	EL DJEBALI Chaim	3
13	DERBALI Mohamed Wael	3
18	DHAOUI Mohamed	2
19	SAOUDI Ali	4
20	YACOUB Bechir	4
9	SNANA Youssef	0
11	AOUANI Raki	1
21	OTHMAN Jebri	0

Defensive Line Height & Team Length





Defensive Line Height & Team Length

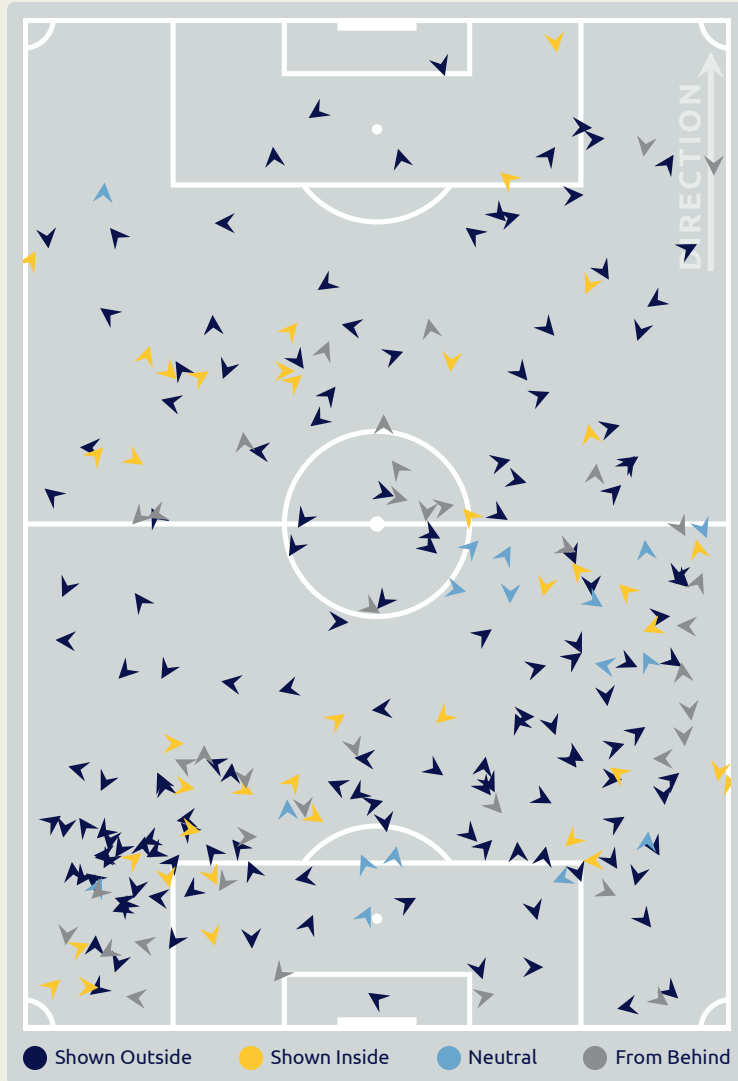


Defensive Pressure



Brazil

Tunisia



244	Total Pressures	169
67	Direct Pressures	33
1.68s	Avg Pressure Duration	1.37s
80	Forced Turnovers	59
14.44s	Ball Recovery Time	10.17s
81	Pushing on into Pressing	51
157	Pushing on	134
40	Pressing Direction Inside	32
148	Pressing Direction Outside	99

Most Direct Pressures


18

MARLON GOMES
DEFENSIVE MIDFIELD CENTRE RIGHT

Most Direct Pressures

8

EL DJEBALI Chaim
CENTRE FORWARD



GOALKEEPING



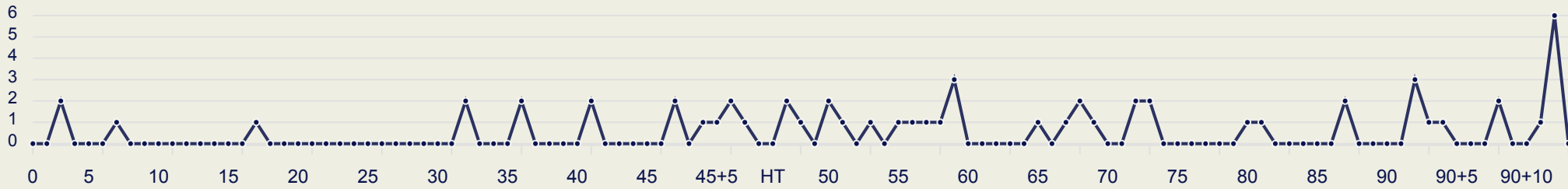
Brazil v Tunisia

Goalkeeping Involvement



Brazil

Brazil GK Involvement Timeline



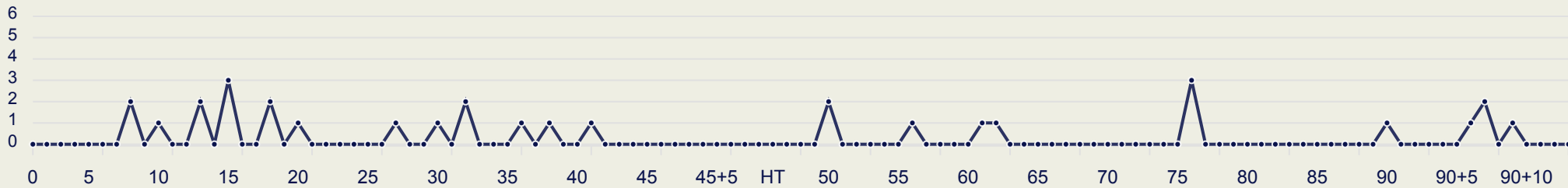
59

Total Involvements



Tunisia

Tunisia GK Involvement Timeline

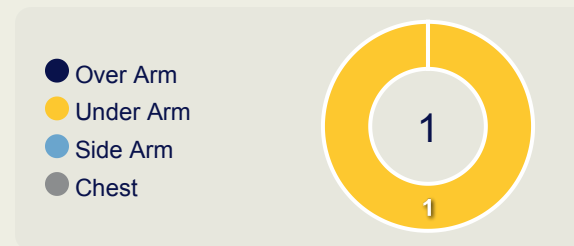
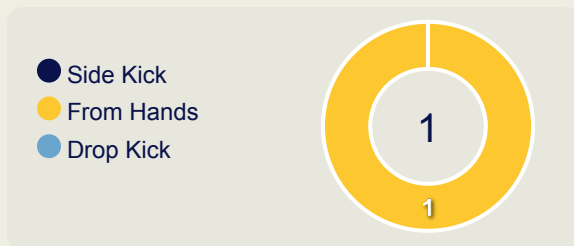
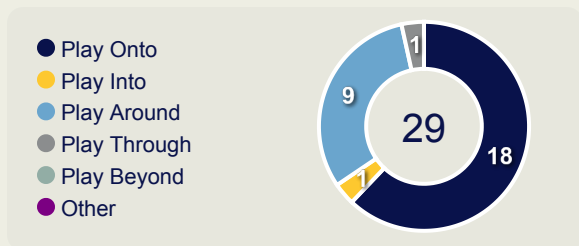
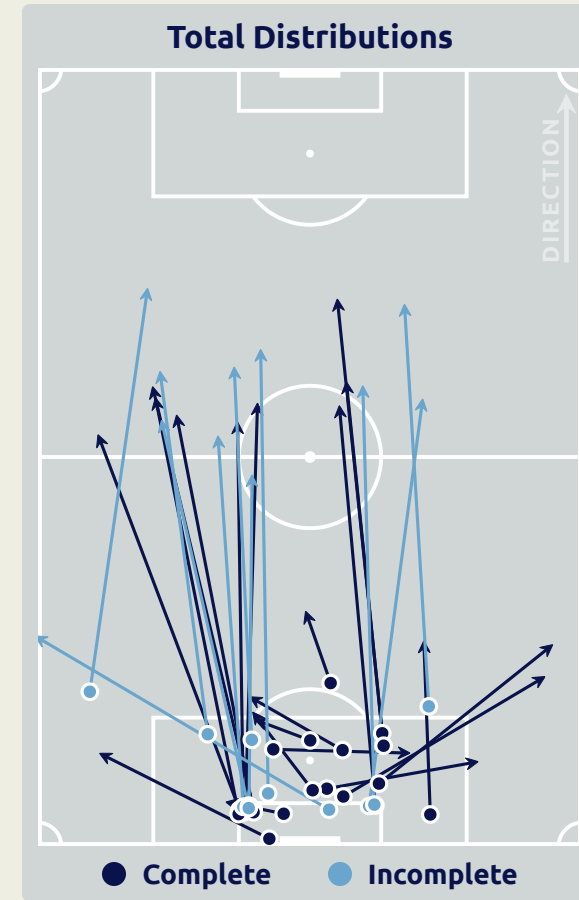
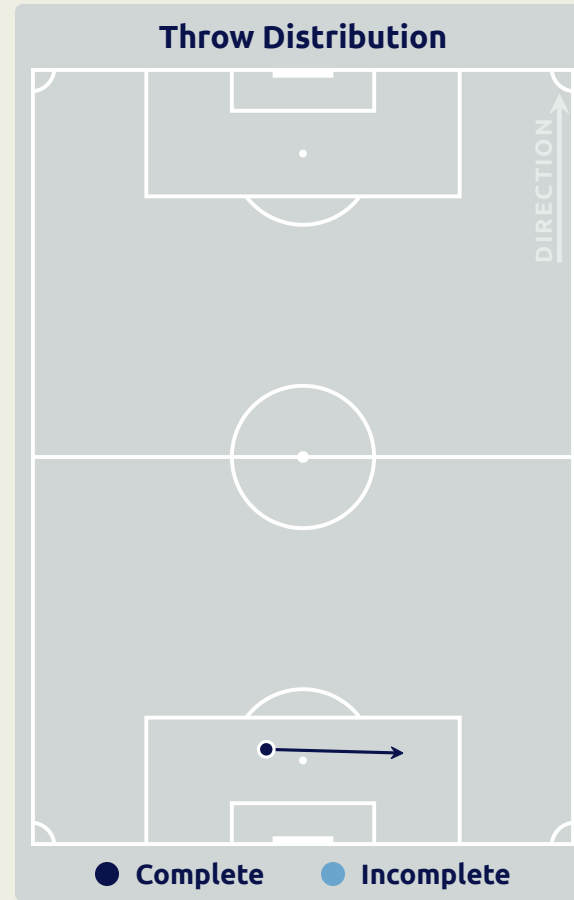
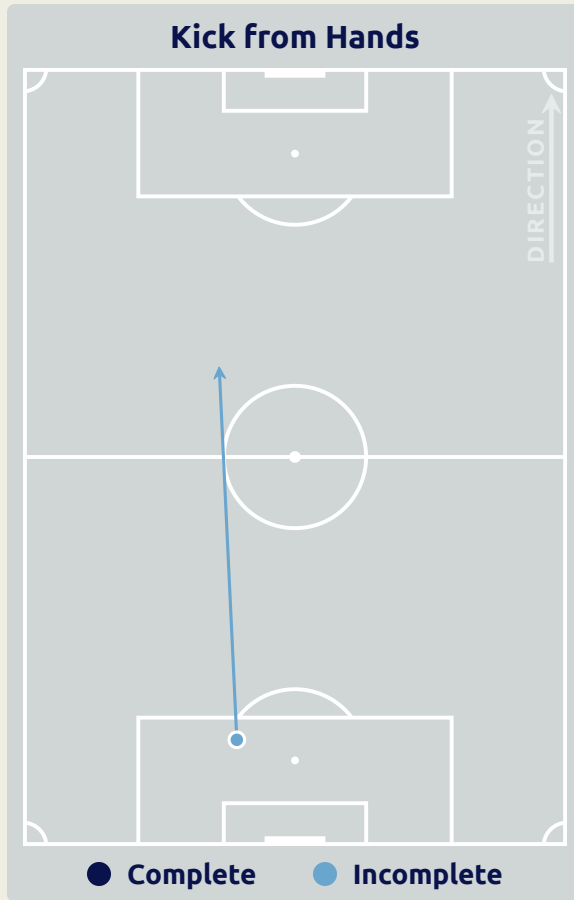
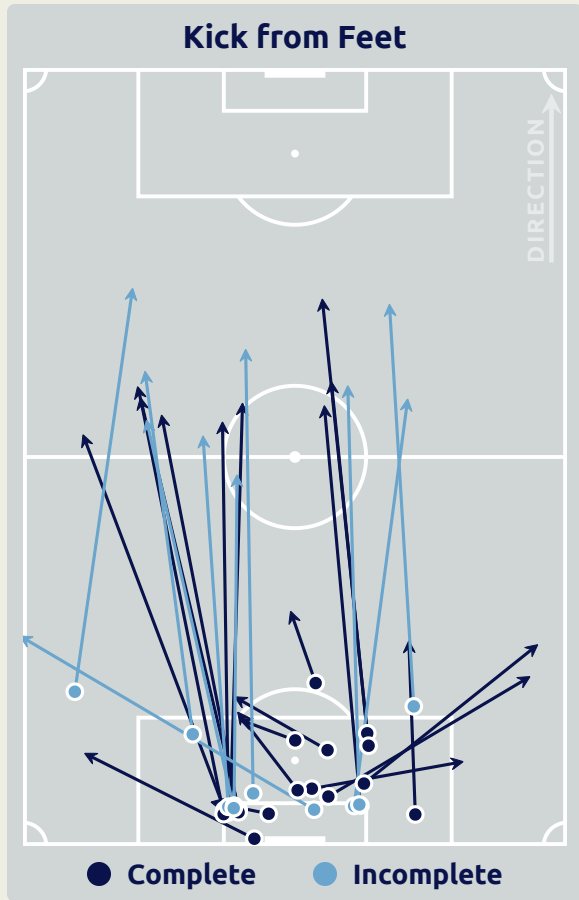


32

Total Involvements

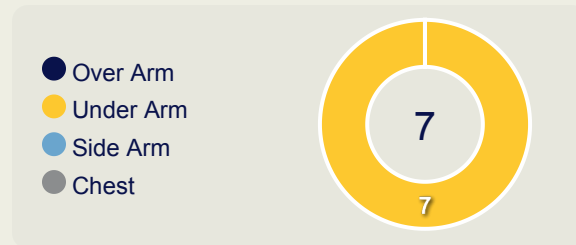
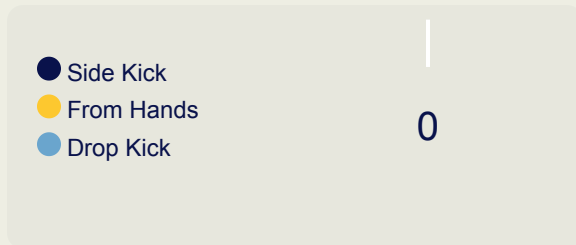
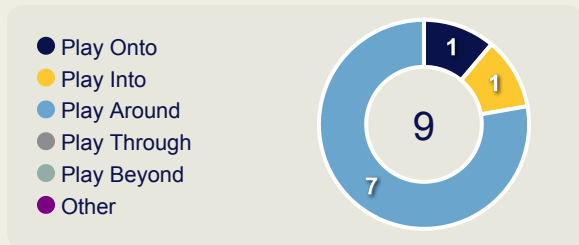
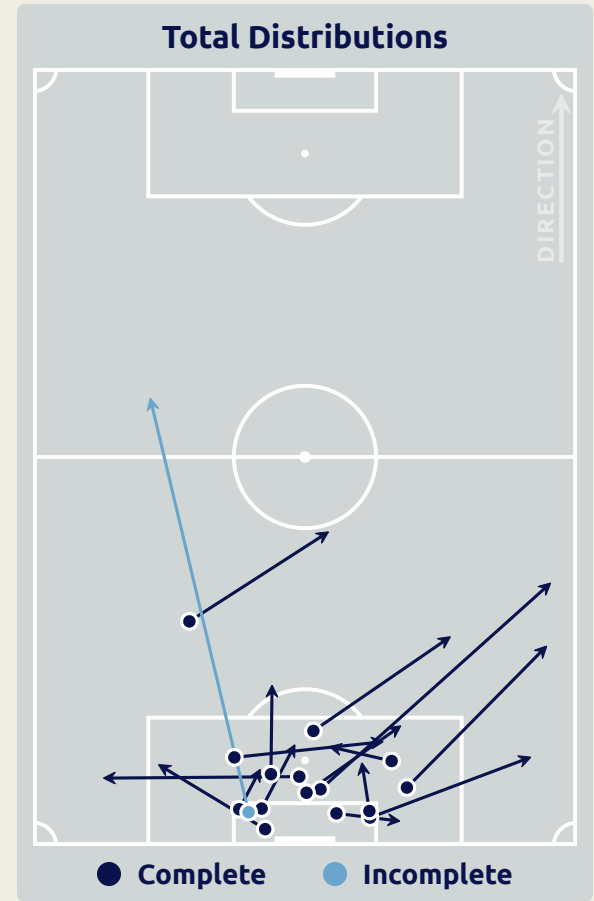
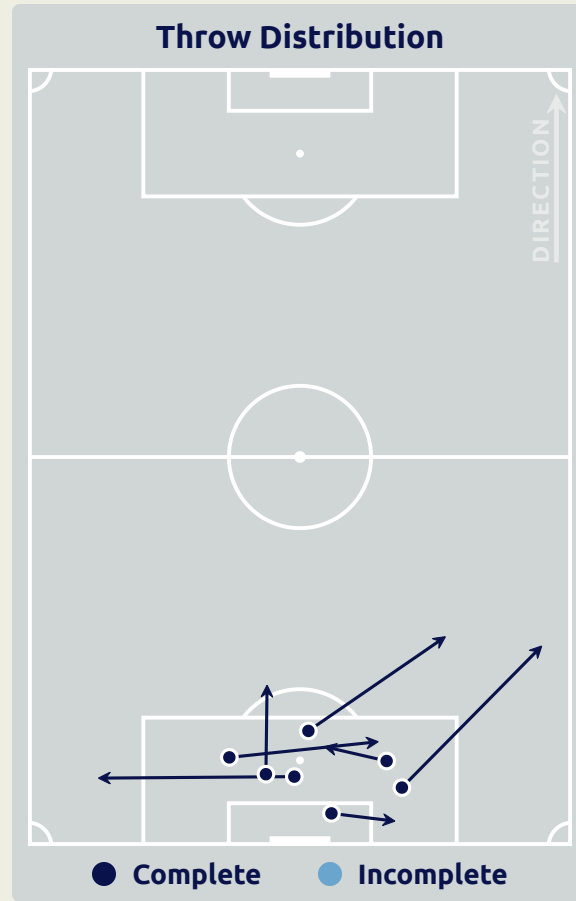
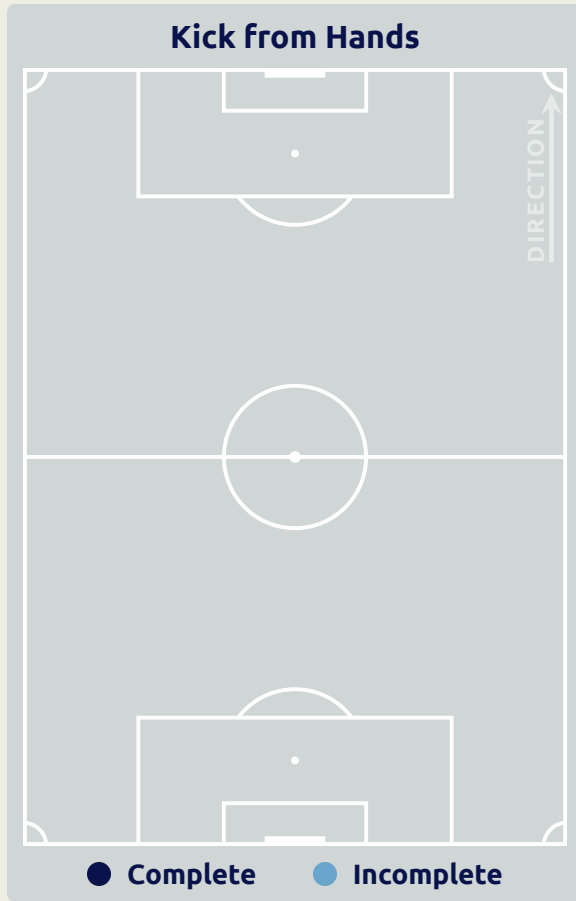
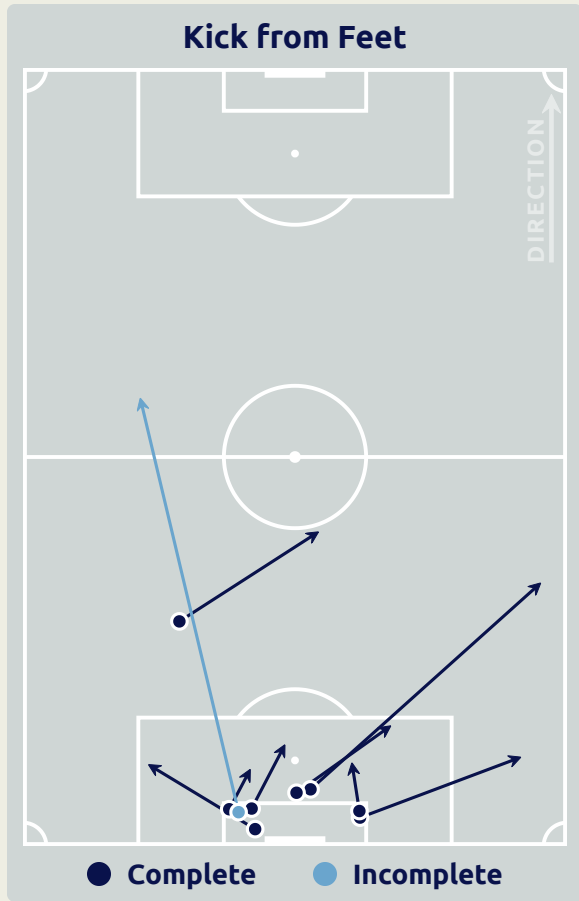


Goalkeeping Distribution



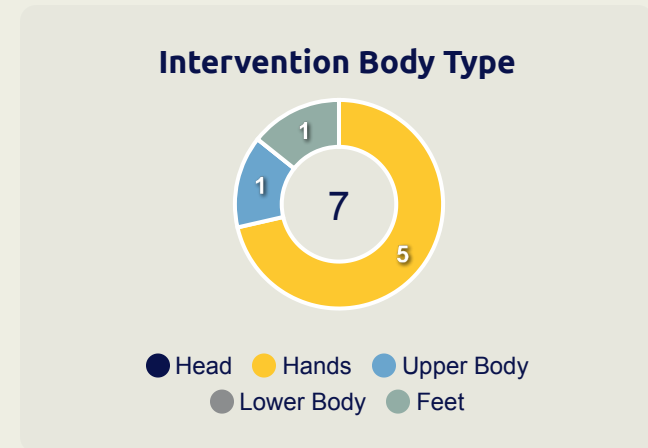
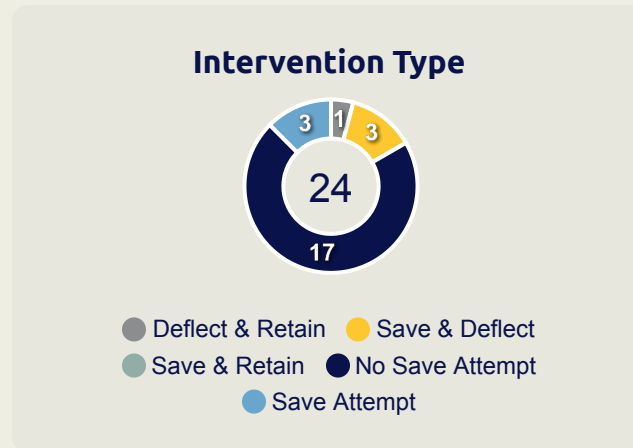
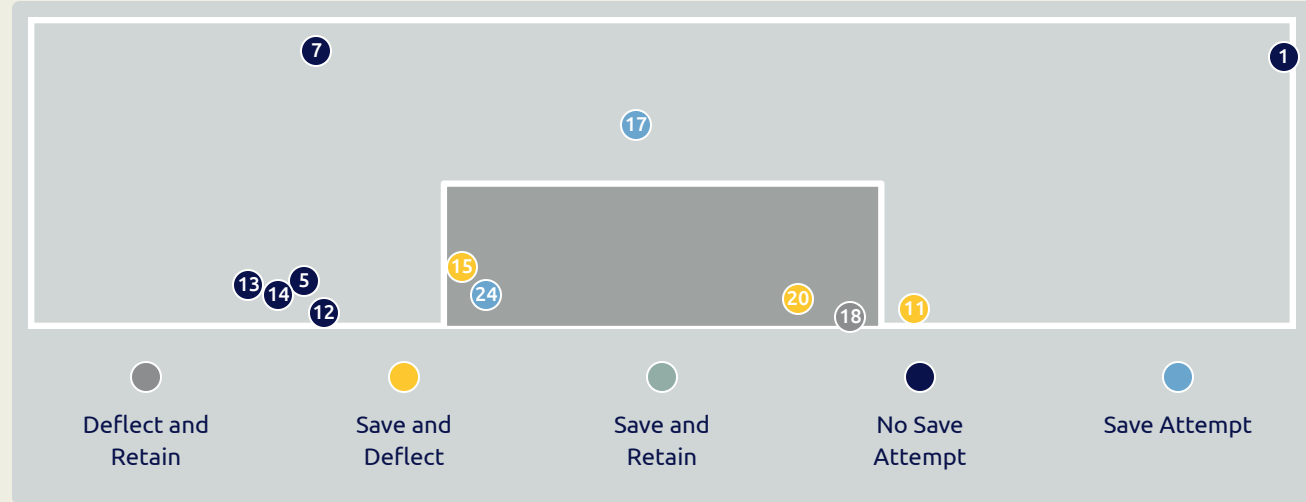
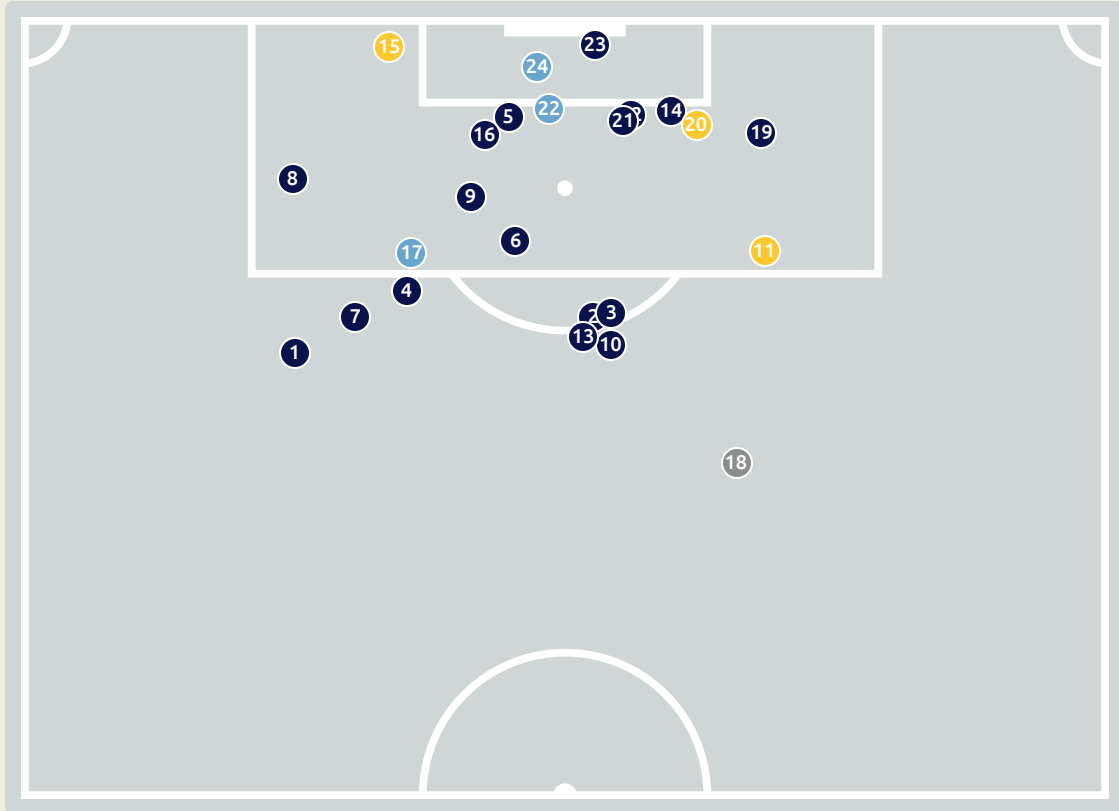


Goalkeeping Distribution





Goal Prevention

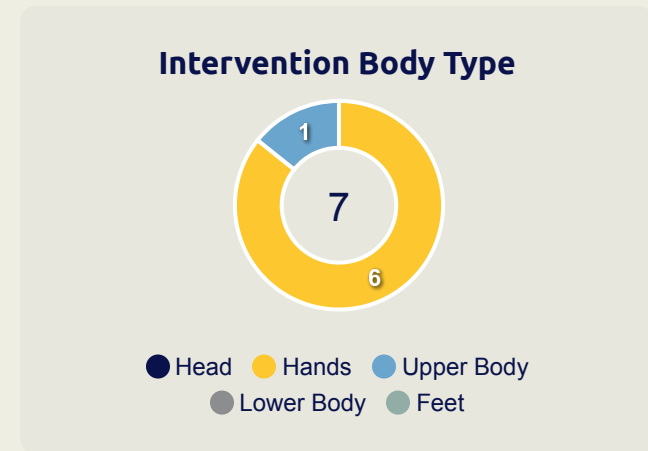
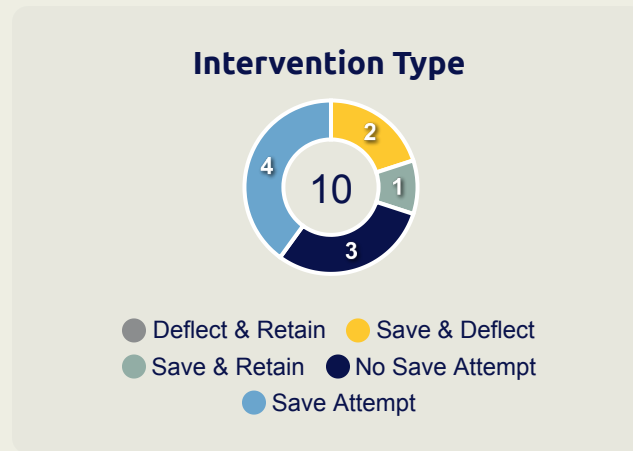
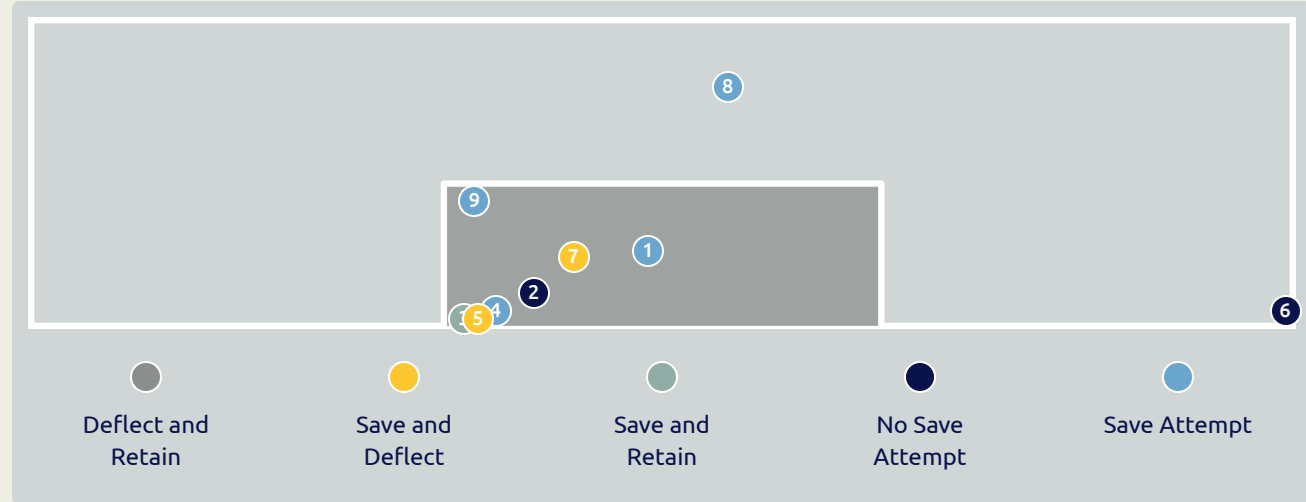
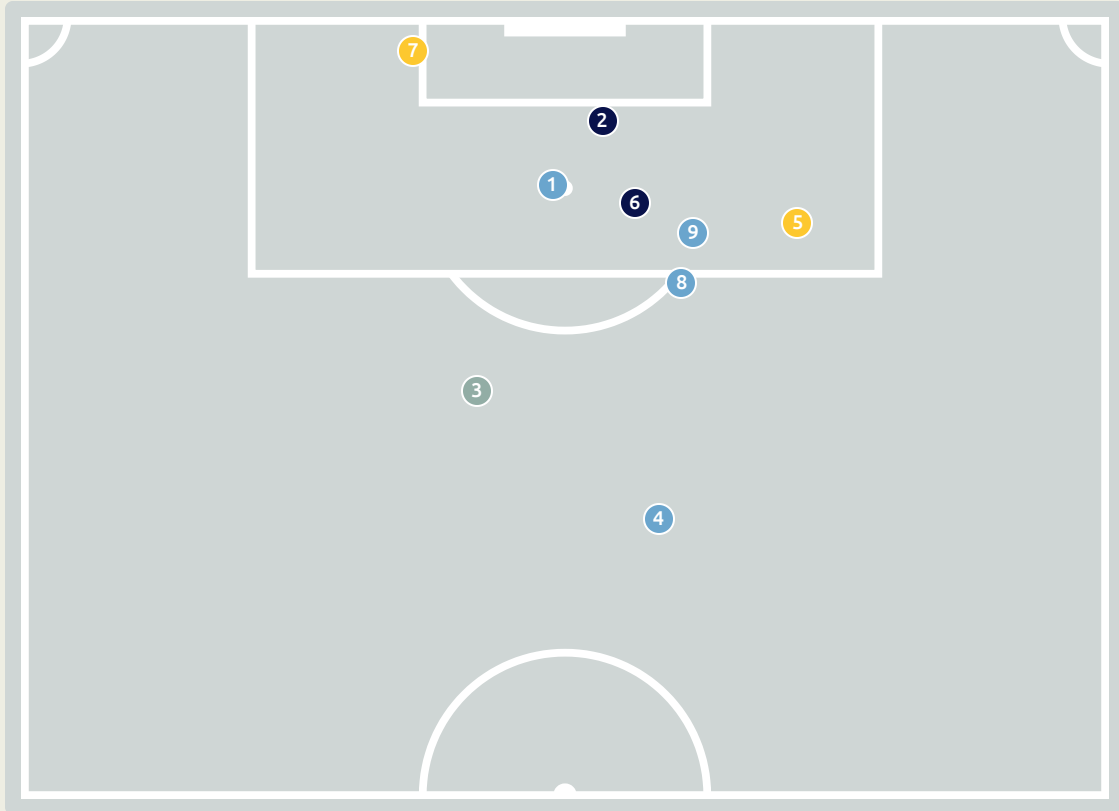


24
Total Attempts on Goal Faced

67
Save %

Total Attempts on Goal Faced	Total Goal Interventions	Save & Retain	Deflect & Retain	Save & Deflect	Save Attempt	No Save Attempt
24	3	0	0	3	3	17

Goal Prevention



10

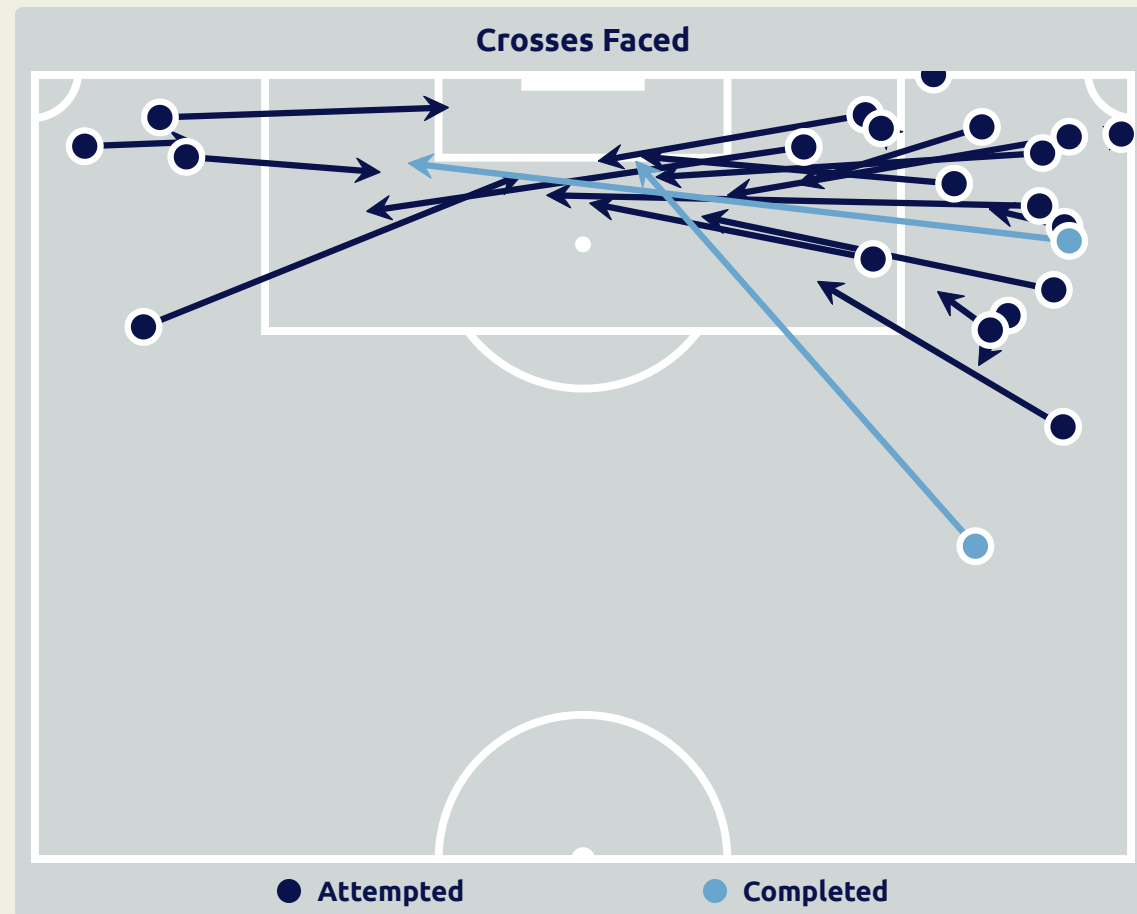
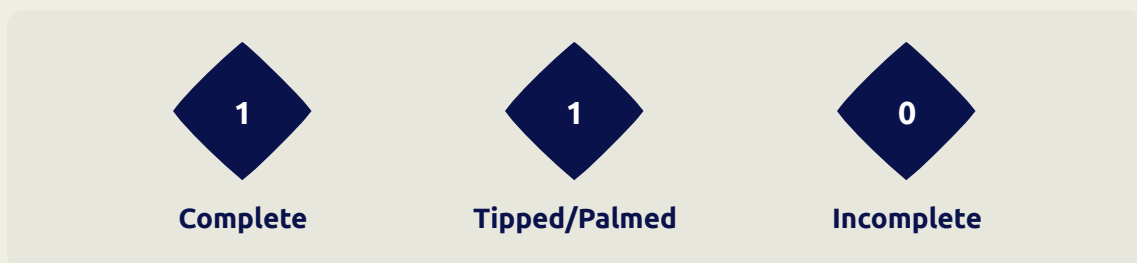
Total Attempts on Goal Faced

29

Save %

Total Attempts on Goal Faced	Total Goal Interventions	Save & Retain	Deflect & Retain	Save & Deflect	Save Attempt	No Save Attempt
10	3	1	0	2	4	3

Aerial Control

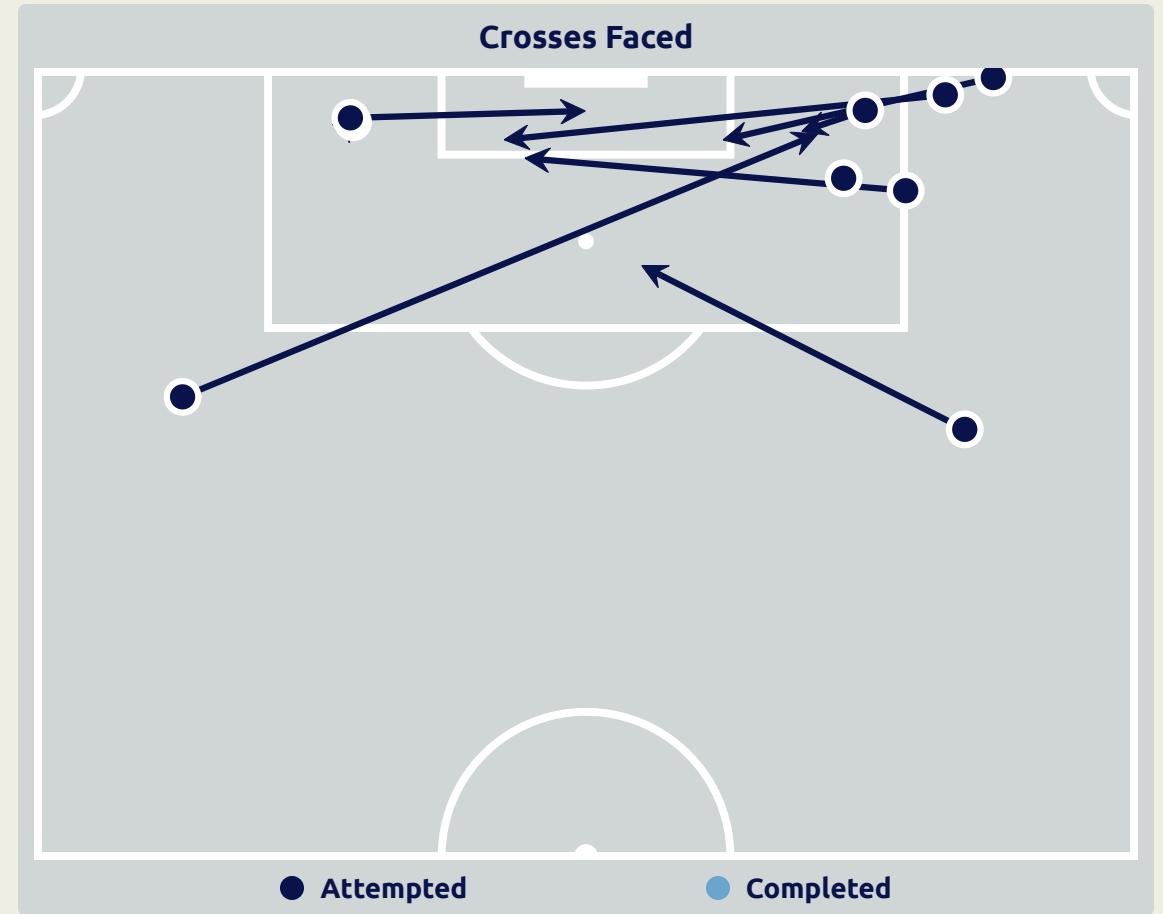
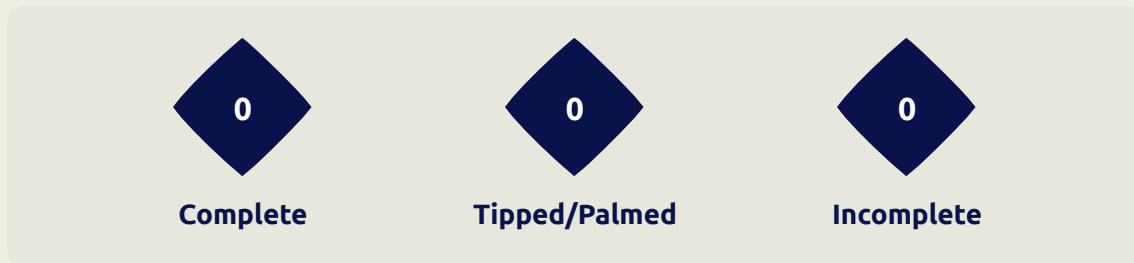


Delivery Types Faced

Total	In Swing	Out Swing	Driven	Lofted	Cutback	Push
25	5	4	5	8	1	2



Aerial Control



Delivery Types Faced

Total	In Swing	Out Swing	Driven	Lofted	Cutback	Push
14	2	8	0	1	0	3

SET PLAYS



Brazil v Tunisia



Set Plays - Corners

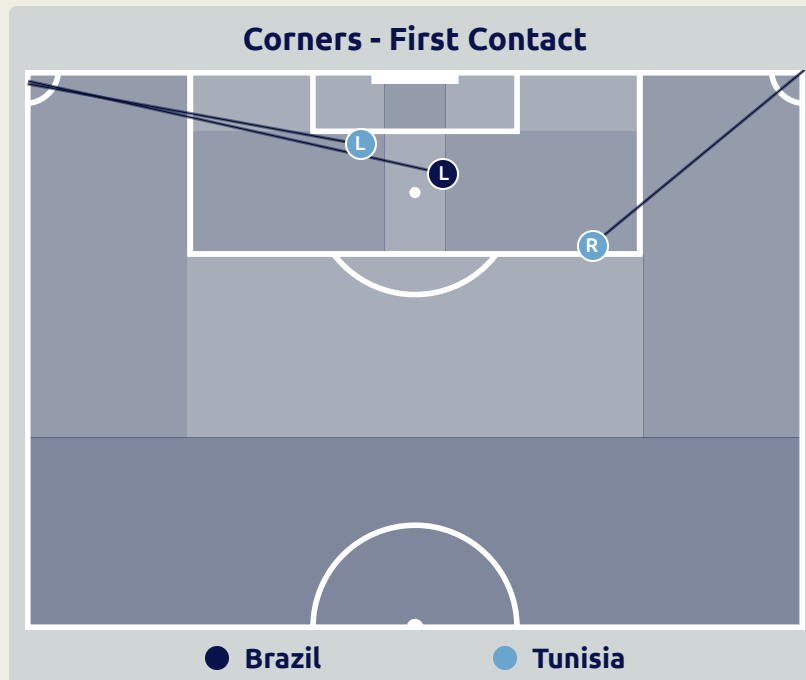
30
Total Set Plays

15
Total Free Kicks

1
Total Penalties

3
Total Corners

11
Total Throw Ins



Delivery Type	From Left Side	From Right Side	Total
Direct to Area	2	0	2
Short	0	1	1
Edge of Penalty Area	0	0	0

Delivery Style	Total
Inswing	0
Outswing	2
Driven	0

Free Kicks	
Type	Total
Direct	13
Direct (on target)	0
Direct (off target)	0
Indirect	2

First Contacts on Brazil Crosses

1

By Brazil

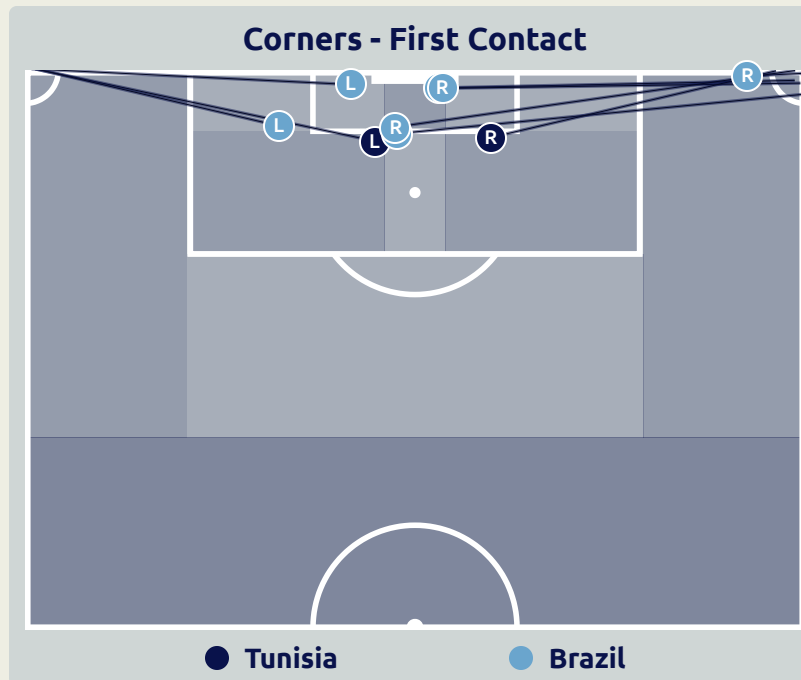
2

By Tunisia

Top 5 Player First Contacts		
Player	Team	Total
ARTHUR	Brazil	1
DRIDI Yassine	Tunisia	1
DHAOUI Mohamed	Tunisia	1



Set Plays - Corners



Delivery Type	From Left Side	From Right Side	Total
Direct to Area	2	1	3
Short	1	5	6
Edge of Penalty Area	0	0	0

Delivery Style	Total
Inswing	3
Outswing	0
Driven	0

Free Kicks	
Type	Total
Direct	9
Direct (on target)	0
Direct (off target)	1
Indirect	1



Top 5 Player First Contacts		
Player	Team	Total
BOUCHNIBA Raed	Tunisia	2
KAIQUE	Brazil	2
DOUGLAS MENDES	Brazil	2
ANDREY SANTOS	Brazil	1
MARLON GOMES	Brazil	1

INDIVIDUAL DATA IN POSSESSION



Brazil v Tunisia



In Possession - Distributions

#	Player	Passes Attempted	Passes Completed	Pass Completion %	Switches of Play	Crosses Attempted	Crosses Completed	Line Breaks Attempted	Line Breaks Completed	Line Break Completion %	Ball Progressions	Take Ons	Step Ins	Attempts at Goal	Goals
12	KAIQUE	31	20	65%	0	0	0	21	12	57%	0	0	0	0	0
2	ARTHUR	32	25	78%	0	3	0	11	5	45%	1	0	1	0	0
3	JEAN PEDROSO	63	59	94%	0	0	0	6	3	50%	0	0	0	1	0
4	ROBERT RENAN	67	63	94%	2	0	0	11	9	81%	2	0	2	0	0
5	ANDREY SANTOS	46	39	85%	0	0	0	11	10	90%	0	0	0	2	2
6	KAIKI	15	14	93%	0	1	0	2	0	0%	0	0	0	0	0
8	MARLON GOMES	29	26	90%	0	0	0	4	4	100%	1	0	1	0	0
9	MARCOS LEONARDO	13	9	69%	0	0	0	5	3	60%	1	0	1	2	1
11	GUILHERME BIRO	19	17	89%	0	3	0	9	6	66%	3	1	2	1	0
16	MARQUINHOS	22	18	82%	0	3	2	4	2	50%	1	1	0	0	0
20	SAVIO	20	17	85%	0	4	0	6	6	100%	6	1	5	1	0
10	MATHEUS MARTINS	7	2	29%	0	0	0	2	0	0%	1	1	0	1	1
13	ANDRE DHOMINIQUE	5	3	60%	0	0	0	3	2	66%	1	1	0	0	0
14	DOUGLAS MENDES	1	1	100%	0	0	0	0	0	0%	1	0	1	1	0
15	RONALD	0	0	0%	0	0	0	0	0	0%	0	0	0	0	0
17	GIOVANE	6	6	100%	0	0	0	3	3	100%	2	2	0	0	0



In Possession - Offers & Receptions

			Offer movement types						
#	Player	Total Offers	In Front	In Between	Out to In	In to Out	In Behind	No Movement	Offers Received
12	KAIQUE	15	0	0	0	0	0	15	4
2	ARTHUR	19	5	5	0	0	7	2	6
3	JEAN PEDROSO	30	7	0	0	0	0	23	18
4	ROBERT RENAN	8	2	1	0	0	0	5	7
5	ANDREY SANTOS	34	9	14	2	0	6	3	18
6	KAIKI	16	5	0	0	0	8	3	2
8	MARLON GOMES	21	8	3	1	0	6	3	10
9	MARCOS LEONARDO	34	1	21	1	1	8	2	7
11	GUILHERME BIRO	16	4	2	0	1	8	1	8
16	MARQUINHOS	20	9	2	0	2	6	1	8
20	SAVIO	14	0	0	3	1	5	5	5
10	MATHEUS MARTINS	4	1	0	0	0	1	2	3
13	ANDRE DHOMINIQUE	10	3	0	1	2	2	2	2
14	DOUGLAS MENDES	1	0	1	0	0	0	0	0
15	RONALD	0	0	0	0	0	0	0	0
17	GIOVANE	2	0	0	0	0	2	0	1

Tunisia



In Possession - Distributions

#	Player	Passes Attempted	Passes Completed	Pass Completion %	Switches of Play	Crosses Attempted	Crosses Completed	Line Breaks Attempted	Line Breaks Completed	Line Break Completion %	Ball Progressions	Take Ons	Step Ins	Attempts at Goal	Goals
16	ARFAOUI Dries	16	15	94%	0	0	0	3	2	66%	0	0	0	0	0
2	GHORBEL Mahmoud	54	50	93%	0	3	0	12	9	75%	0	0	0	2	1
4	EL ABED Karim	39	30	77%	0	1	0	11	7	63%	2	0	2	1	0
5	BOUCHNIBA Raed	57	53	93%	1	1	0	10	7	70%	0	0	0	2	0
7	CHOUCHANE Samy	49	45	92%	2	2	1	10	7	70%	1	1	0	4	0
8	DRIDI Yassine	25	22	88%	0	2	1	7	5	71%	3	3	0	0	0
10	EL DJEBALI Chaim	54	44	81%	1	2	1	18	13	72%	8	3	5	3	0
13	DERBALI Mohamed Wael	59	54	92%	4	0	0	11	7	63%	0	0	0	2	0
18	DHAOUI Mohamed	39	31	79%	1	9	1	12	9	75%	3	1	2	0	0
19	SAOUDI Ali	29	26	90%	1	0	0	3	1	33%	0	0	0	0	0
20	YACOUB Bechir	15	12	80%	0	1	0	3	2	66%	1	1	0	2	0
9	SNANA Youssef	1	1	100%	0	0	0	0	0	0%	0	0	0	3	0
11	AOUANI Raki	23	19	83%	2	3	0	5	4	80%	1	0	1	3	0
21	OTHMAN Jebri	4	4	100%	0	1	0	1	1	100%	0	0	0	2	0



In Possession - Offers & Receptions

#	Player	Total Offers	Offer movement types					Offers Received	
			In Front	In Between	Out to In	In to Out	In Behind		No Movement
16	ARFAOUI Dries	6	0	0	0	0	0	6	1
2	GHORBEL Mahmoud	21	3	0	0	0	7	11	8
4	EL ABED Karim	56	21	1	0	0	12	22	8
5	BOUCHNIBA Raed	34	4	1	0	0	1	28	14
7	CHOUCHANE Samy	39	16	7	0	2	6	8	17
8	DRIDI Yassine	27	9	1	1	0	3	13	4
10	EL DJEBALI Chaim	76	41	14	2	4	4	11	29
13	DERBALI Mohamed Wael	47	23	1	0	0	9	14	17
18	DHAOUI Mohamed	46	9	4	1	5	19	8	17
19	SAOUDI Ali	4	0	1	0	0	0	3	2
20	YACOUB Bechir	11	1	1	0	0	7	2	4
9	SNANA Youssef	6	1	2	0	0	3	0	3
11	AOUANI Raki	26	9	5	0	0	11	1	11
21	OTHMAN Jebri	14	3	7	0	2	2	0	4

INDIVIDUAL DATA OUT OF POSSESSION



Brazil v Tunisia



Out of Possession

#	Player	Tackles Made / Won	Blocks	Interceptions	Pressing Direct	Pressing Indirect	Duels Won - Aerial	Duels Won - Physical	Possession Contests won	Clearances	Loose Ball Receptions	Pushing On	Pushing On into Pressing	Possession Regains	Possession Interrupted
12	KAIQUE	0 / 0	0	0	0	0	0	0	0	2	1	0	0	4	0
2	ARTHUR	9 / 1	6	5	10	16	3	1	4	1	7	19	10	6	8
3	JEAN PEDROSO	3 / 2	7	1	4	3	3	0	3	4	3	2	1	7	7
4	ROBERT RENAN	0 / 0	0	0	1	1	0	0	0	1	6	0	0	0	0
5	ANDREY SANTOS	11 / 2	6	0	12	25	4	0	4	2	10	30	13	4	5
6	KAIKI	0 / 0	1	0	1	2	1	0	1	1	1	7	1	2	0
8	MARLON GOMES	14 / 5	3	4	18	31	0	0	0	6	4	31	14	12	11
9	MARCOS LEONARDO	0 / 0	2	1	1	22	4	0	4	0	3	9	5	3	0
11	GUILHERME BIRO	8 / 3	6	0	11	22	0	0	0	2	5	24	15	5	6
16	MARQUINHOS	1 / 0	2	2	1	16	0	0	0	2	4	6	5	2	3
20	SAVIO	4 / 0	0	0	3	25	0	0	0	0	9	24	15	1	2
10	MATHEUS MARTINS	0 / 0	1	0	2	8	0	0	0	0	1	2	1	1	0
13	ANDRE DHOMINIQUE	1 / 0	2	0	2	3	0	0	1	1	1	1	1	2	1
14	DOUGLAS MENDES	0 / 0	5	0	0	2	0	0	0	4	0	0	0	3	5
15	RONALD	1 / 0	0	0	0	1	0	0	0	1	0	0	0	1	0
17	GIOVANE	1 / 0	0	0	1	0	0	0	0	0	1	2	0	0	1

Out of Possession

Tunisia



#	Player	Tackles Made / Won	Blocks	Interceptions	Pressing Direct	Pressing Indirect	Duels Won - Aerial	Duels Won - Physical	Possession Contests won	Clearances	Loose Ball Receptions	Pushing On	Pushing On into Pressing	Possession Regains	Possession Interrupted
16	ARFAOUI Dries	1 / 0	0	0	0	0	0	0	0	1	1	0	0	8	0
2	GHORBEL Mahmoud	6 / 1	3	4	3	8	2	0	3	5	5	5	2	12	8
4	EL ABED Karim	1 / 1	2	1	2	12	0	0	0	3	10	24	7	2	3
5	BOUCHNIBA Raed	1 / 0	3	1	2	2	5	0	5	4	11	8	4	6	4
7	CHOUCHANE Samy	2 / 2	3	0	7	10	0	0	0	1	9	9	1	3	3
8	DRIDI Yassine	1 / 1	0	0	0	0	0	0	1	6	3	2	0	2	5
10	EL DJEBALI Chaim	6 / 1	0	2	8	31	1	0	1	1	10	15	8	3	3
13	DERBALI Mohamed Wael	3 / 2	1	1	4	34	1	0	1	3	9	31	13	3	3
18	DHAOUI Mohamed	1 / 1	1	1	2	14	0	0	1	1	0	19	8	2	1
19	SAOUDI Ali	1 / 1	0	0	1	2	3	0	3	5	1	9	1	4	3
20	YACOUB Bechir	2 / 2	1	1	1	16	2	0	2	1	5	9	5	4	1
9	SNANA Youssef	0 / 0	0	0	1	1	0	0	0	0	3	0	0	0	0
11	AOUANI Raki	2 / 1	0	0	1	4	0	0	0	0	3	1	0	1	0
21	OTHMAN Jebri	0 / 0	0	0	1	2	0	0	0	0	1	2	2	0	0

INDIVIDUAL DATA PHYSICAL



Brazil v Tunisia

Physical Data



#	Player	Total Distance (m)	Zone 1: 0-7 km/h (m)	Zone 2: 7-15 km/h (m)	Zone 3: 15-20 km/h (m)	Zone 4: 20-25 km/h (m)	Zone 5: 25+ km/h (m)	High Speed Runs (Zone 4)	Sprints (Zone 5)	Top Speed (km/h)
12	KAIQUE	6425.5	4713.8	1387.3	259.6	55.3	9.0	40	6	27.0
2	ARTHUR	10436.2	4406.2	4270.5	937.2	411.2	410.1	95	47	32.6
3	JEAN PEDROSO	9454.0	4361.1	3695.6	888.7	353.6	155.0	82	27	32.5
4	ROBERT RENAN	4104.6	1674.3	1689.1	487.6	200.7	52.5	39	14	29.7
5	ANDREY SANTOS	11394.7	4219.5	4412.0	1856.2	707.6	199.4	138	54	30.0
6	KAIKI	4691.8	1989.3	2019.8	507.7	154.8	20.6	51	16	27.9
8	MARLON GOMES	10582.9	4043.7	4430.0	1286.9	622.3	199.0	115	50	31.6
9	MARCOS LEONARDO	6644.8	3097.1	2315.7	702.4	402.7	126.9	66	32	29.4
11	GUILHERME BIRO	9370.6	3368.7	4273.9	997.0	546.3	184.6	99	43	31.9
16	MARQUINHOS	9737.9	3286.5	4181.5	1473.3	489.8	307.7	130	40	31.9
20	SAVIO	6975.3	2785.9	2675.7	747.1	525.2	241.3	77	42	32.5
10	MATHEUS MARTINS	4126.4	1353.9	1528.0	807.1	308.2	128.7	56	15	28.5
13	ANDRE DHOMINIQUE	3568.0	1537.1	943.4	488.5	290.4	308.3	41	22	34.5
14	DOUGLAS MENDES	4461.9	1822.7	1978.9	402.9	161.1	96.4	42	12	31.7
15	RONALD	1168.8	452.0	516.6	109.8	66.3	24.2	14	4	30.4
17	GIOVANE	2490.8	793.3	961.2	343.0	245.6	147.7	31	17	29.0

Physical Data

Tunisia



#	Player	Total Distance (m)	Zone 1: 0-7 km/h (m)	Zone 2: 7-15 km/h (m)	Zone 3: 15-20 km/h (m)	Zone 4: 20-25 km/h (m)	Zone 5: 25+ km/h (m)	High Speed Runs (Zone 4)	Sprints (Zone 5)	Top Speed (km/h)
16	ARFAOUI Dries	3986.6	3350.7	484.8	129.2	21.5	0	15	2	23.6
2	GHORBEL Mahmoud	10779.9	3812.9	4800.3	1224.6	646.8	295.4	119	48	30.5
4	EL ABED Karim	10853.3	4008.1	4685.4	1230.8	723.9	204.0	108	49	30.9
5	BOUCHNIBA Raed	9899.3	3905.3	4427.0	1130.5	395.0	41.6	97	25	29.9
7	CHOUCHANE Samy	10156.0	2791.9	5232.4	1574.2	465.1	92.4	121	34	29.2
8	DRIDI Yassine	7147.4	2889.7	2793.9	878.4	472.4	112.9	79	34	30.8
10	EL DJEBALI Chaim	11390.0	3792.9	5647.2	1210.8	546.7	192.5	113	45	31.6
13	DERBALI Mohamed Wael	12249.3	3943.1	5403.2	2083.6	540.2	279.3	154	41	31.0
18	DHAOUI Mohamed	10047.6	3982.9	3878.4	1140.4	681.2	365.7	101	53	32.7
19	SAOUDI Ali	9533.2	3860.9	4227.0	920.0	366.1	160.2	82	28	30.2
20	YACOUB Bechir	6287.9	2681.2	2537.2	570.3	340.2	159.7	50	21	31.3
9	SNANA Youssef	2170.1	715.7	875.6	449.4	103.7	25.4	39	10	31.2
11	AOUANI Raki	4289.4	1439.5	1759.9	600.5	276.7	212.8	55	24	32.2
21	OTHMAN Jebрил	3492.5	1451.2	1496.2	401.6	135.9	8.0	38	12	25.5

