



**FIFA**  
**U-20 WORLD CUP**  
**ARGENTINA 2023**



**Gambia 0 - 1 Uruguay**

Round of 16 - Match 44

01 June 2023

14:30 Kick Off

Estadio Único Madre de Ciudades

**POST MATCH SUMMARY REPORT**

# Match Summary - Teams

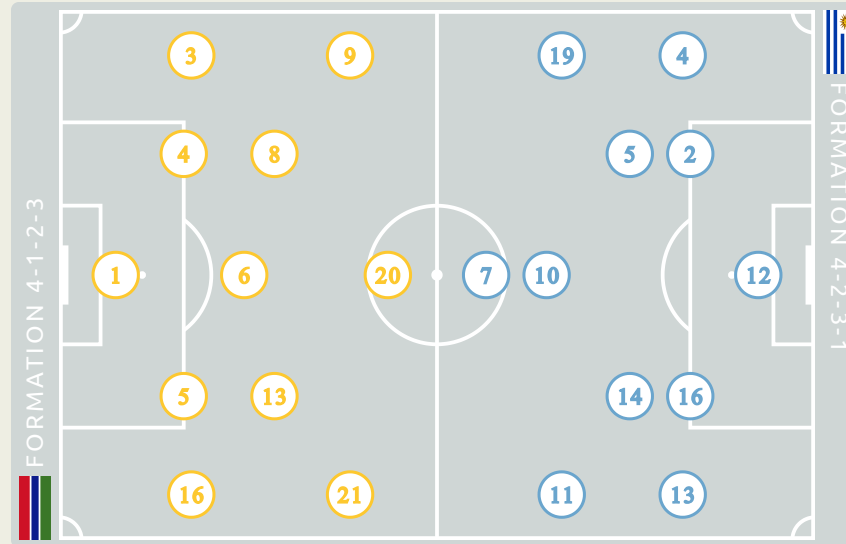


## STARTING

1	GK	DAMPHA Pa Ebou	
3	DF	SANYANG Sainey	45'
4	DF	SAINE Alagie (C)	
5	DF	SAIDYKHAN Dembo	
6	MF	BAJO Mahmudu	
8	MF	COLLEY Salifu	62' ↓
9	FW	MBYE Mansour	17' ↓
13	MF	NJIE Haruna Rasid	81' ↓
16	DF	JAWARA Bakary	86' ↓
20	FW	BOJANG Adama	
21	FW	SANYANG Mamin	62' ↓

## SUBSTITUTES

17	GK	SANYANG Youkassseh	
18	GK	JAITEH Ebrima	
2	DF	SOWE Ba Lamin	62' ↑
7	MF	BAH Bailo	
10	FW	DRAMMEH Kajally	
11	FW	MARONG Modou Lamin	86' ↑
12	MF	JOBE Muhammed	
14	MF	SAWANEH Muhamed	81' ↑
15	DF	JARJU Moses	
19	FW	SINGHATEH Ebrima	62' ↑, 82' ↓



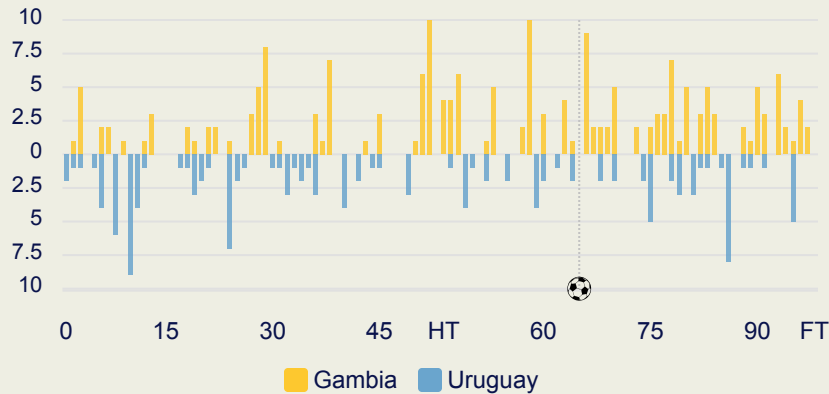
## STARTING

RODRIGUEZ Randall	GK	12	
BOSELLI Sebastian	DF	2	
PONTE Mateo	DF	4	
(C) DIAZ Fabricio	MF	5	
75' ↓, 65' ⚽	DUARTE Anderson	MF	7
90+3' ↓	GONZALEZ Franco	MF	10
75' ↓	DE LOS SANTOS Juan	FW	11
	MATTURRO Alan	DF	13
62' ↓, 38' ⚽	GARCIA Damian	MF	14
	GONZALEZ Facundo	DF	16
45' ⚽	RODRIGUEZ Luciano	FW	19

## SUBSTITUTES

MACHADO Facundo	GK	1	
ARBIO Jose	GK	21	
ANTONI Mateo	DF	3	
DE RITIS Mathias	DF	6	
75' ↑	CHAGAS Rodrigo	MF	8
	FERRARI Andres	FW	9
62' ↑	SOSA Ignacio	MF	15
	ABALDO Matias	MF	17
90+3' ↑	HOMENCHENKO Santiago	MF	18
75' ↑	SIRI Nicolas	FW	20

## Distribution in the Final Third



# Match Summary - Key Statistics



## Possession

Total	46.3%	12.9%	40.8%	Total
0	Goals			1
16 (4)	Attempts at Goal (On Target)			13 (4)
557 (464)	Total Passes (Complete)			419 (343)
83 %	Pass Completion %			82 %
109	Completed Line Breaks			69
10	Defensive Line Breaks			13
123	Receptions in the Final Third			92
22	Crosses			16
18	Ball Progressions			23
248 (50)	Defensive Pressures Applied (Direct Pressures)			310 (63)
67	Forced Turnovers			95
95	Second Balls			63
111.5 km	Total Distance Covered			110.1 km
6.2 km	Zone 4 – Low Speed Sprinting: 20-25km/h			6.2 km

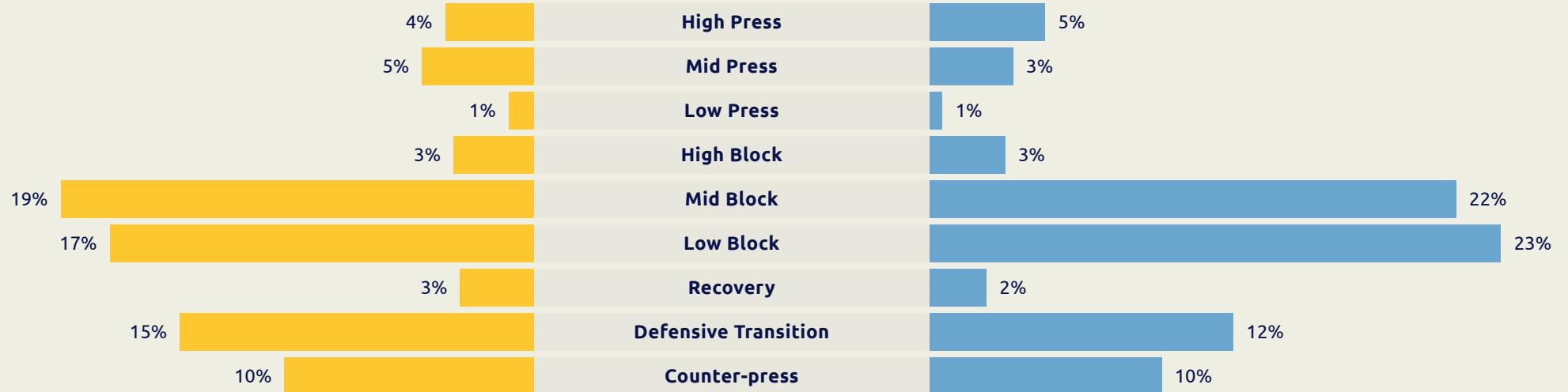


## Phases of Play

### IN POSSESSION



### OUT OF POSSESSION

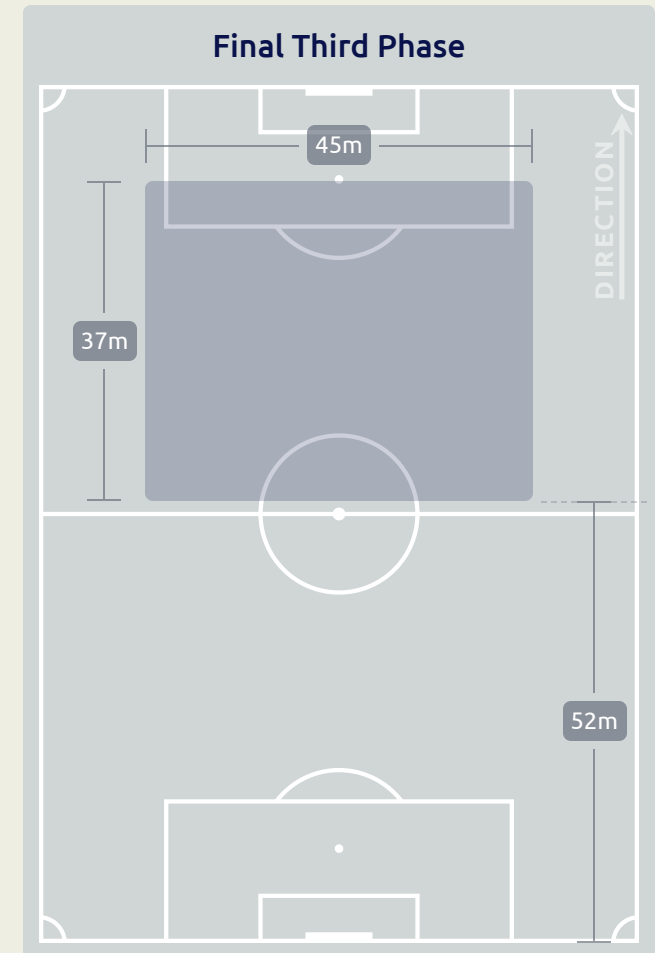
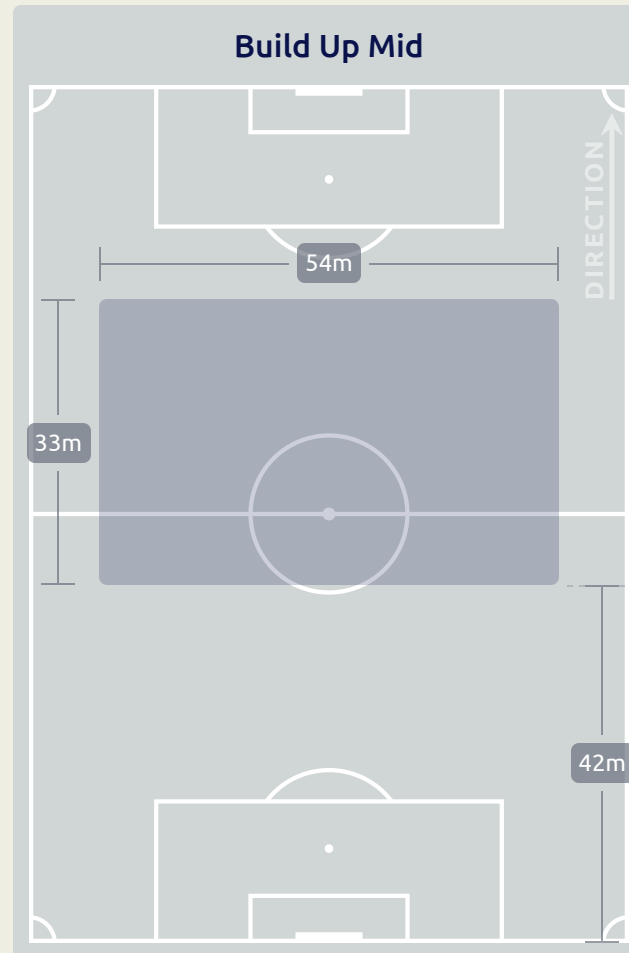
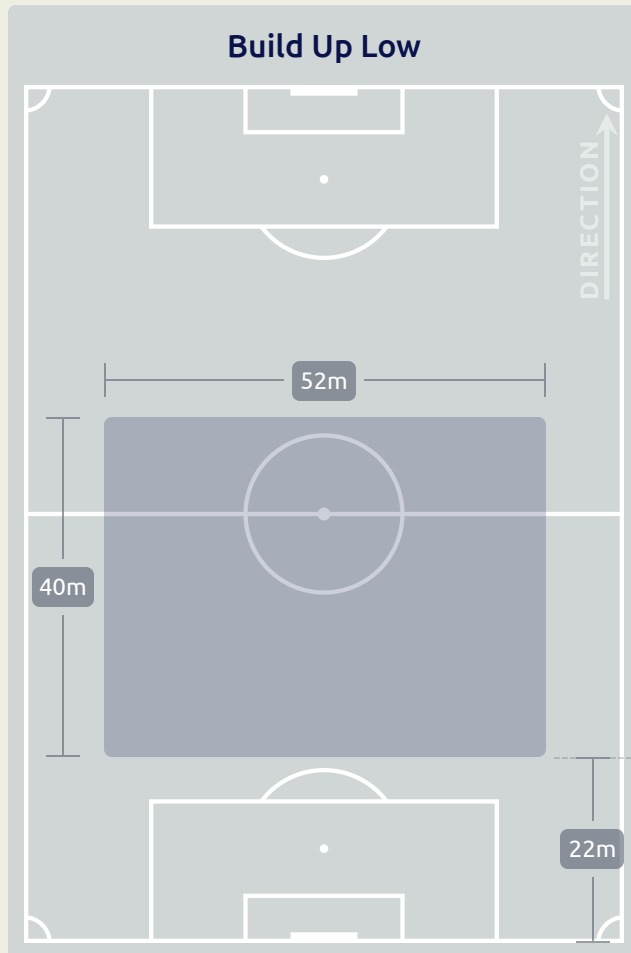


# IN POSSESSION

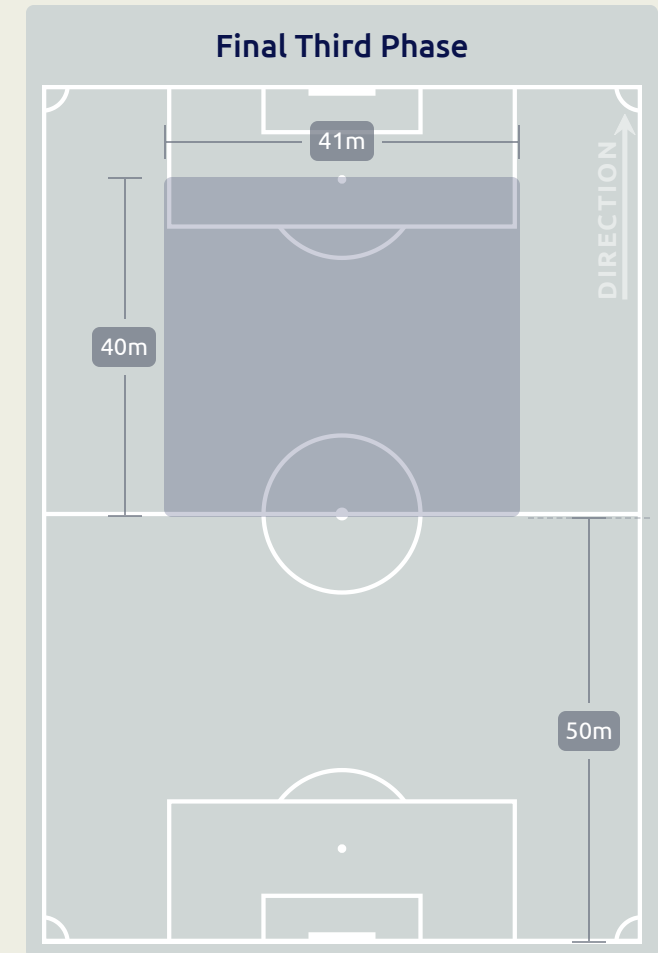
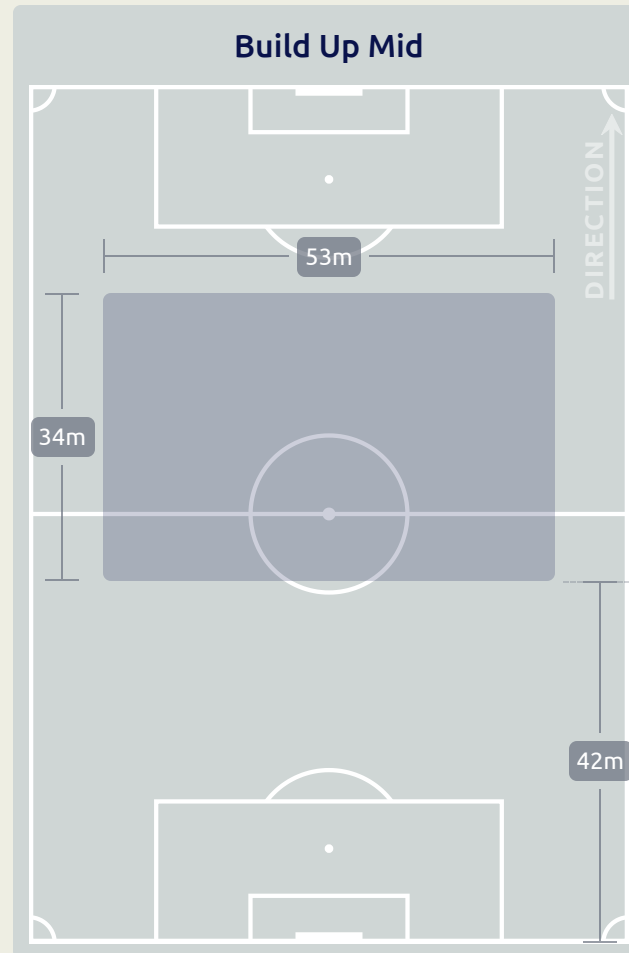
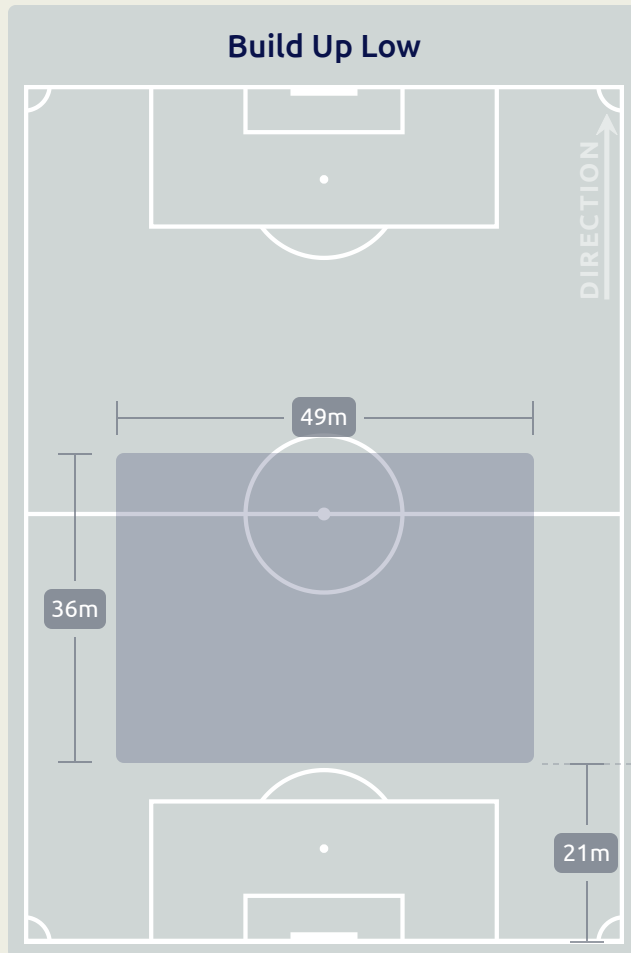


Gambia v Uruguay

# In Possession Line Height & Team Length



# In Possession Line Height & Team Length

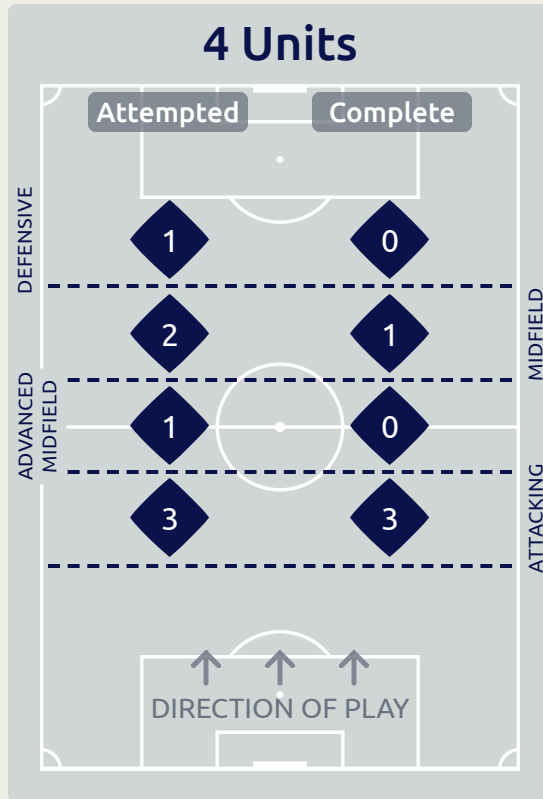
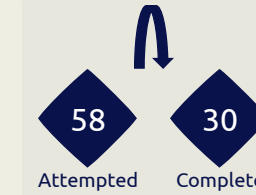
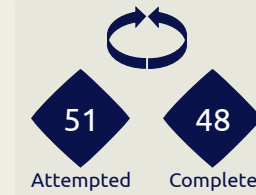
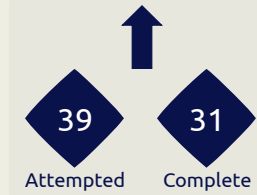


# Line Breaks

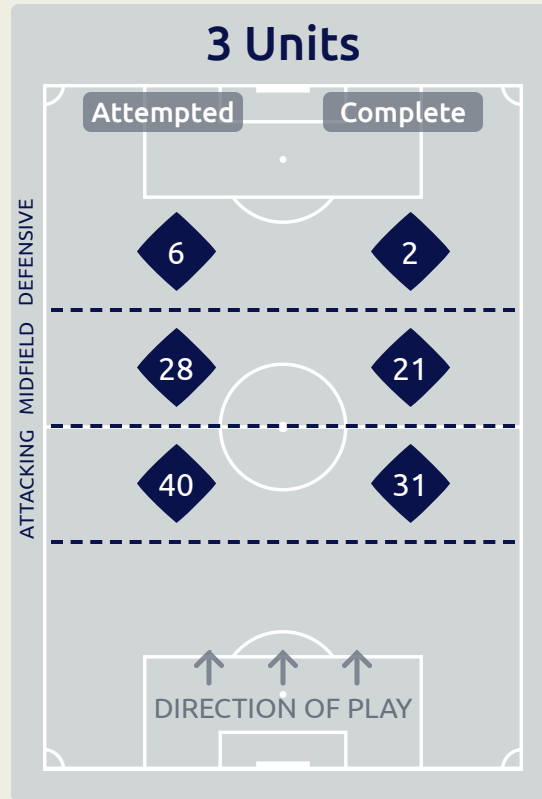


Attempted Line Breaks

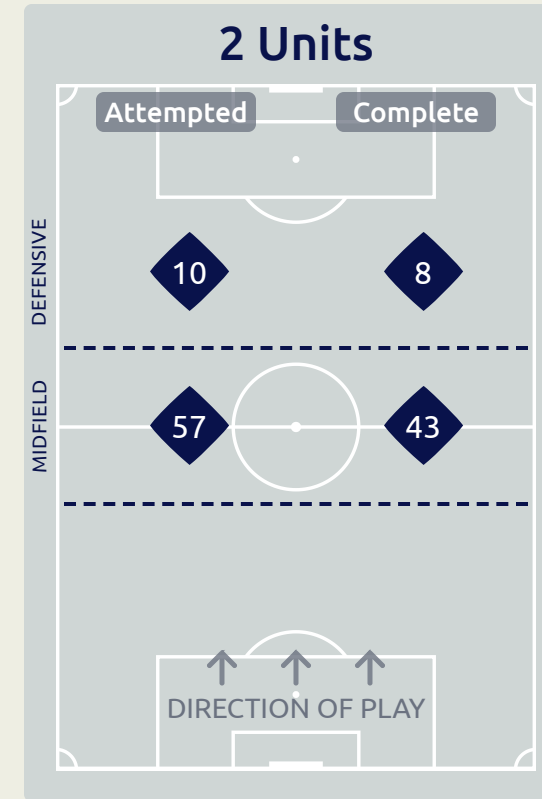
148



<b>Attempted Line Breaks</b>	<b>7</b>
Inside Shape	4
Outside Shape	3



<b>Attempted Line Breaks</b>	<b>74</b>
Inside Shape	43
Outside Shape	31



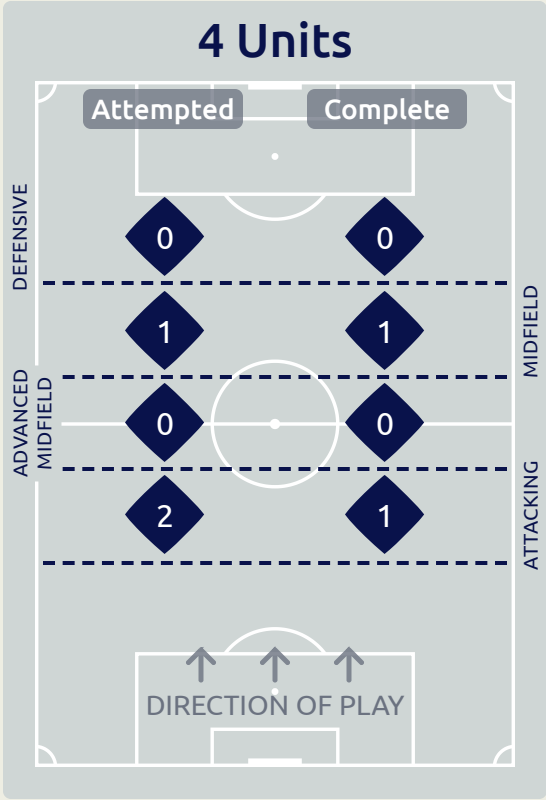
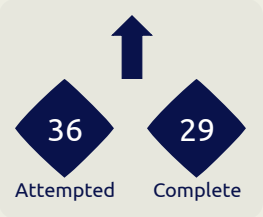
<b>Attempted Line Breaks</b>	<b>67</b>
Inside Shape	38
Outside Shape	29



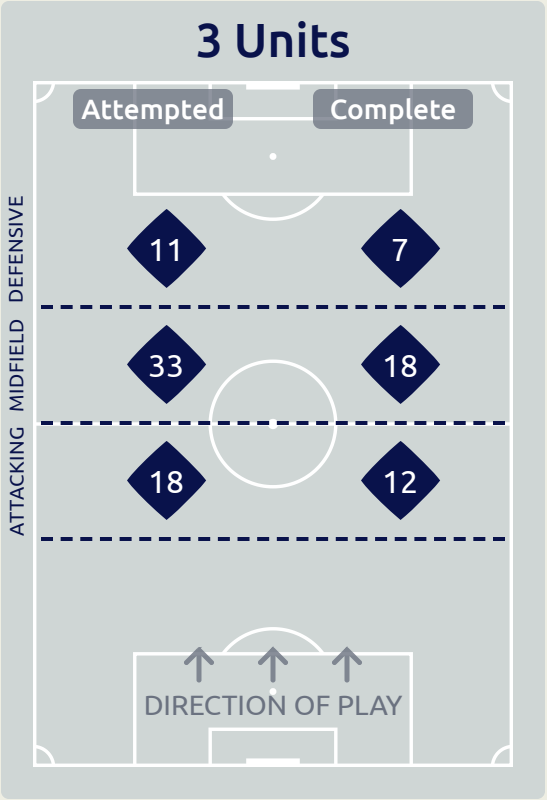
# Line Breaks



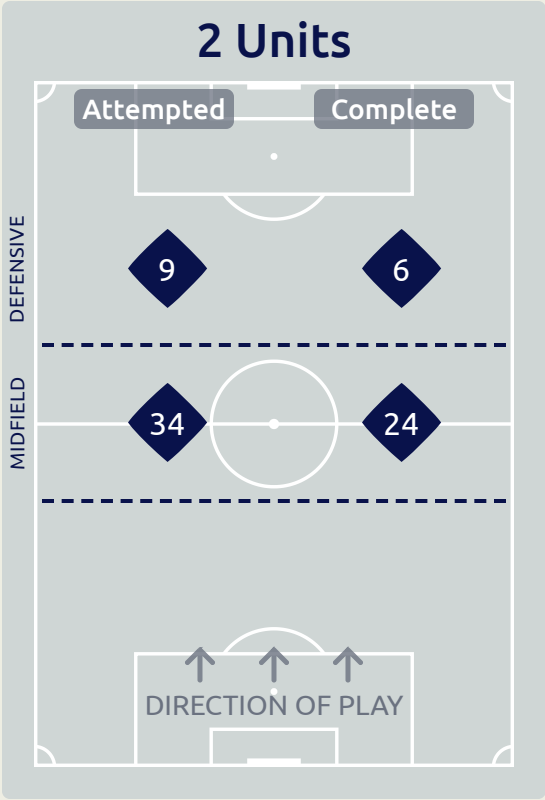
Attempted Line Breaks  
**108**



<b>Attempted Line Breaks</b>	<b>3</b>
Inside Shape	2
Outside Shape	1



<b>Attempted Line Breaks</b>	<b>62</b>
Inside Shape	34
Outside Shape	28



<b>Attempted Line Breaks</b>	<b>43</b>
Inside Shape	32
Outside Shape	11

## Line Breaks



					4 Units				3 Units			2 Units		Direction			Distribution Type		
#	Player	Line Breaks Attempted	Line Breaks Completed	Line Break Completion %	Attacking Line	Attacking Midfield Line	Midfield Line	Defensive Line	Attacking Line	Midfield Line	Defensive Line	Midfield Line	Defensive Line	Through	Around	Over	Pass	Cross	Ball Progression
1	DAMPHA Pa Ebou	9	5	55%	0	0	1	0	4	3	0	1	0	0	1	8	9	0	0
3	SANYANG Sainey	14	11	78%	0	0	1	0	3	2	0	7	1	4	5	5	12	2	0
4	SAINE Alagie	17	10	58%	1	0	0	0	7	2	1	6	0	7	5	5	16	0	1
5	SAIDYKHAN Dembo	7	6	85%	1	0	0	0	4	0	0	2	0	2	1	4	6	0	1
6	BAJO Mahmudu	37	26	70%	0	1	0	1	10	7	1	15	2	9	11	17	36	0	1
8	COLLEY Salifu	7	6	85%	0	0	0	0	1	4	1	1	0	2	4	1	7	0	0
9	MBYE Mansour	0	0	0%	0	0	0	0	0	0	0	0	0	0	0	0	0	0	0
13	NJIE Haruna Rasid	20	19	95%	0	0	0	0	3	4	0	11	2	7	10	3	20	0	0
16	JAWARA Bakary	14	7	50%	0	0	0	0	6	2	1	5	0	1	4	9	13	1	0
20	BOJANG Adama	6	5	83%	1	0	0	0	1	1	0	1	2	1	2	3	6	0	0
21	SANYANG Mamin	5	4	80%	0	0	0	0	1	1	2	1	0	0	4	1	4	0	1
2	SOWE Ba Lamin	6	4	66%	0	0	0	0	0	2	0	3	1	4	2	0	5	1	0
11	MARONG Modou Lamin	1	1	100%	0	0	0	0	0	0	0	1	0	1	0	0	1	0	0
14	SAWANEH Muhamed	3	3	100%	0	0	0	0	0	0	0	2	1	0	1	2	2	1	0
19	SINGHATEH Ebrima	2	2	100%	0	0	0	0	0	0	0	1	1	1	1	0	2	0	0

## Line Breaks



					4 Units				3 Units			2 Units		Direction			Distribution Type		
#	Player	Line Breaks Attempted	Line Breaks Completed	Line Break Completion %	Attacking Line	Attacking Midfield Line	Midfield Line	Defensive Line	Attacking Line	Midfield Line	Defensive Line	Midfield Line	Defensive Line	Through	Around	Over	Pass	Cross	Ball Progression
12	RODRIGUEZ Randall	15	5	33%	0	0	0	0	7	4	0	3	1	0	0	15	15	0	0
2	BOSELLI Sebastian	11	8	72%	0	0	0	0	4	3	0	4	0	3	6	2	11	0	0
4	PONTE Mateo	14	10	71%	0	0	0	0	1	3	0	8	2	7	2	5	12	0	2
5	DIAZ Fabricio	11	9	81%	0	0	0	0	1	0	1	7	2	5	2	4	10	0	1
7	DUARTE Anderson	2	1	50%	0	0	0	0	0	1	0	1	0	1	1	0	1	0	1
10	GONZALEZ Franco	9	8	88%	0	0	0	0	2	3	1	1	2	2	4	3	6	1	2
11	DE LOS SANTOS Juan	4	1	25%	0	0	0	0	0	1	1	1	1	4	0	0	1	2	1
13	MATTURRO Alan	12	5	41%	1	0	1	0	0	5	1	4	0	0	0	12	11	1	0
14	GARCIA Damian	6	6	100%	1	0	0	0	1	1	0	3	0	3	0	3	6	0	0
16	GONZALEZ Facundo	6	3	50%	0	0	0	0	0	3	2	1	0	2	1	3	5	0	1
19	RODRIGUEZ Luciano	2	1	50%	0	0	0	0	1	0	0	0	1	1	0	1	2	0	0
8	CHAGAS Rodrigo	4	2	50%	0	0	0	0	0	4	0	0	0	1	0	3	4	0	0
15	SOSA Ignacio	7	6	85%	0	0	0	0	1	3	2	1	0	5	1	1	6	0	1
18	HOMENCHENKO Santiago	2	1	50%	0	0	0	0	0	2	0	0	0	0	1	1	2	0	0
20	SIRI Nicolas	3	3	100%	0	0	0	0	0	0	3	0	0	2	0	1	3	0	0



## Passing Networks

#	Passes From ↓ to →	DAMPHA Pa Ebou	SANYANG Sainey	SAINE Alagie	SAIDYKHAN Dembo	BAJO Mahmudu	COLLEY Salifu	MBYE Mansour	NJIE Haruna Rasid	JAWARA Bakary	BOJANG Adama	SANYANG Mamin	SOWE Ba Lamin	MARONG Modou Lamin	SAWANEH Muhamed	SINGHATEH Ebrima
1	DAMPHA Pa Ebou		6	8	8	3	0	1	2	2	4	0	0	0	0	0
3	SANYANG Sainey	1		9	2	7	5	2	5	0	3	2	4	0	0	2
4	SAINE Alagie	7	14		11	4	1	0	4	4	3	0	2	0	0	1
5	SAIDYKHAN Dembo	7	4	7		9	0	0	4	10	1	1	2	0	2	1
6	BAJO Mahmudu	3	4	5	4		6	0	5	10	10	4	3	0	4	6
8	COLLEY Salifu	0	3	1	1	5		0	6	2	2	3	0	0	0	0
9	MBYE Mansour	0	2	0	0	0	0		0	0	0	0	0	0	0	0
13	NJIE Haruna Rasid	0	4	2	4	12	7	2		10	5	5	2	0	0	1
16	JAWARA Bakary	1	0	1	6	16	3	0	8		2	2	1	0	0	1
20	BOJANG Adama	0	2	1	0	7	2	0	4	4		1	2	0	1	0
21	SANYANG Mamin	0	1	0	2	4	1	0	5	3	1		0	0	0	0
2	SOWE Ba Lamin	0	1	1	1	5	0	0	1	0	0	0		1	0	2
11	MARONG Modou Lamin	0	1	0	2	0	0	0	0	0	0	0	1		1	0
14	SAWANEH Muhamed	0	3	1	0	1	0	0	0	0	0	0	2	0		1
19	SINGHATEH Ebrima	0	3	1	1	4	0	0	0	1	0	0	0	0	3	

### Top 5 Player to Player Passers

Player	Passed To	% of Total Team Passes
JAWARA Bakary	BAJO Mahmudu	3.5%
SAINE Alagie	SANYANG Sainey	3.1%
NJIE Haruna Rasid	BAJO Mahmudu	2.7%
SAINE Alagie	SAIDYKHAN Dembo	2.4%
SAIDYKHAN Dembo	JAWARA Bakary	2.2%

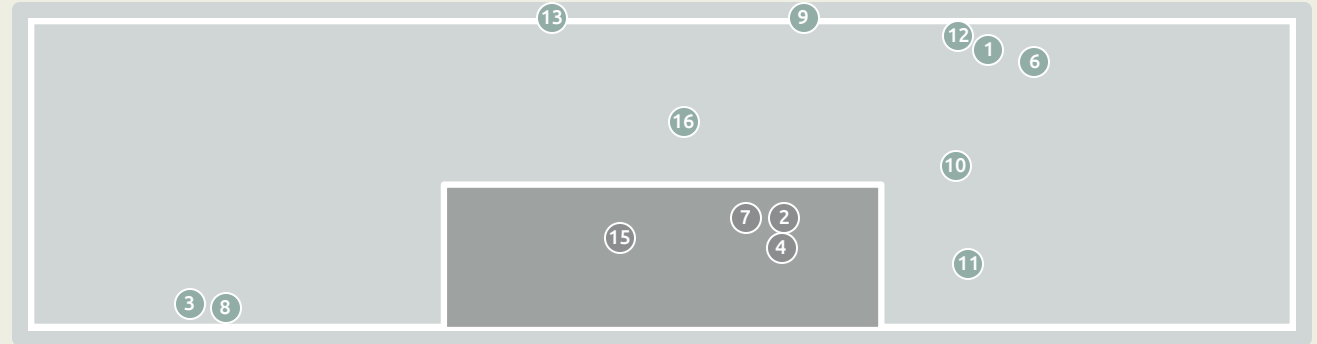
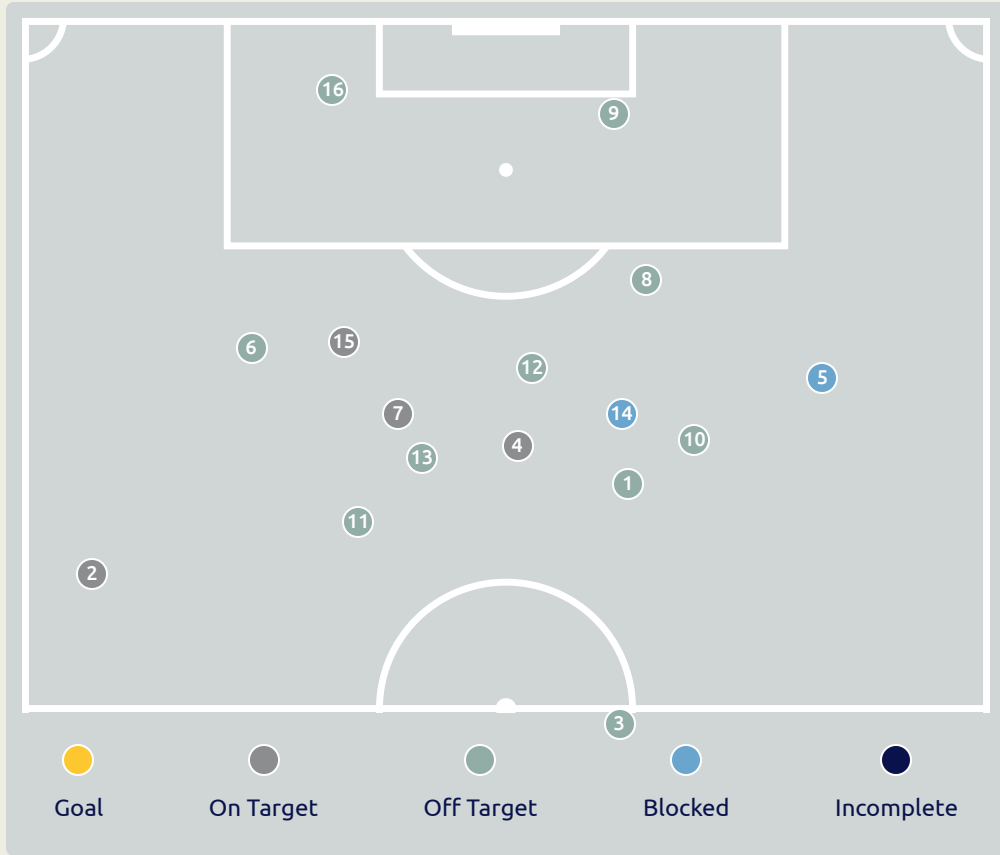
# Passing Networks








#	Passes From ↓ to →	RODRIGUEZ Randall	BOSELLI Sebastian	PONTE Mateo	DIAZ Fabricio	DUARTE Anderson	GONZALEZ Franco	DE LOS SANTOS Juan	MATTURRO Alan	GARCIA Damian	GONZALEZ Facundo	RODRIGUEZ Luciano	CHAGAS Rodrigo	SOSA Ignacio	HOMENCHENKO Santiago	SIRI Nicolas
12	RODRIGUEZ Randall		9	2	0	0	0	1	2	0	12	0	0	0	0	0
2	BOSELLI Sebastian	4		6	7	0	2	1	2	6	11	2	0	3	0	2
4	PONTE Mateo	1	6		6	2	6	1	1	2	1	1	0	2	0	0
5	DIAZ Fabricio	2	12	8		3	7	1	5	4	7	3	0	3	0	1
7	DUARTE Anderson	0	0	0	1		1	1	2	1	0	1	0	1	0	0
10	GONZALEZ Franco	0	1	6	3	2		1	0	4	1	0	0	1	0	0
11	DE LOS SANTOS Juan	0	1	0	1	2	0		4	1	0	0	0	0	0	0
13	MATTURRO Alan	2	1	1	1	3	2	2		2	6	1	0	0	0	0
14	GARCIA Damian	0	3	5	7	1	2	3	7		4	1	0	0	0	0
16	GONZALEZ Facundo	4	9	2	8	1	0	1	7	6		2	0	0	0	1
19	RODRIGUEZ Luciano	0	0	2	1	1	1	0	0	1	0		0	0	0	0
8	CHAGAS Rodrigo	0	0	0	0	0	1	0	0	0	0	0		1	0	1
15	SOSA Ignacio	0	2	1	5	0	3	1	2	0	1	0	1		1	4
18	HOMENCHENKO Santiago	0	0	0	0	0	0	0	0	0	0	0	0	1		0
20	SIRI Nicolas	0	0	0	0	0	3	0	0	0	0	0	0	2	0	

Top 5 Player to Player Passers		
Player	Passed To	% of Total Team Passes
RODRIGUEZ Randall	GONZALEZ Facundo	3.7%
DIAZ Fabricio	BOSELLI Sebastian	3.7%
BOSELLI Sebastian	GONZALEZ Facundo	3.4%
RODRIGUEZ Randall	BOSELLI Sebastian	2.8%
GONZALEZ Facundo	BOSELLI Sebastian	2.8%

# Attempts at Goal



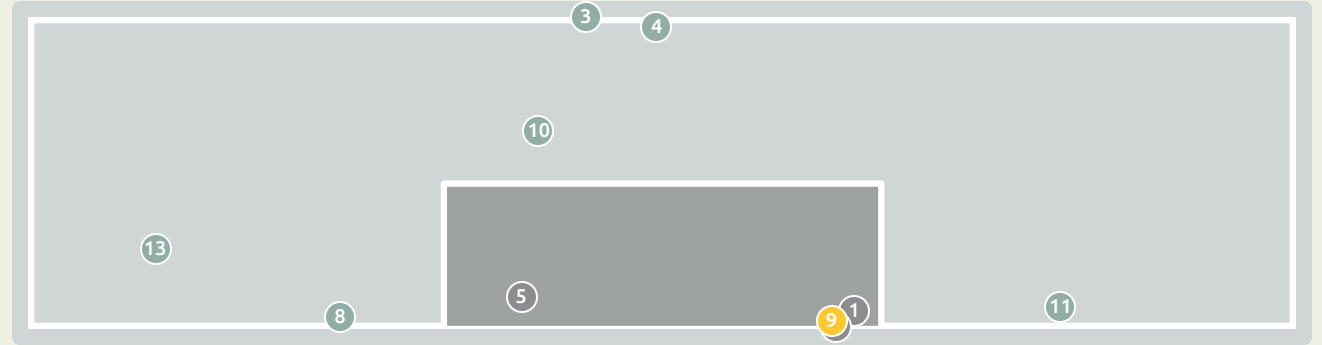
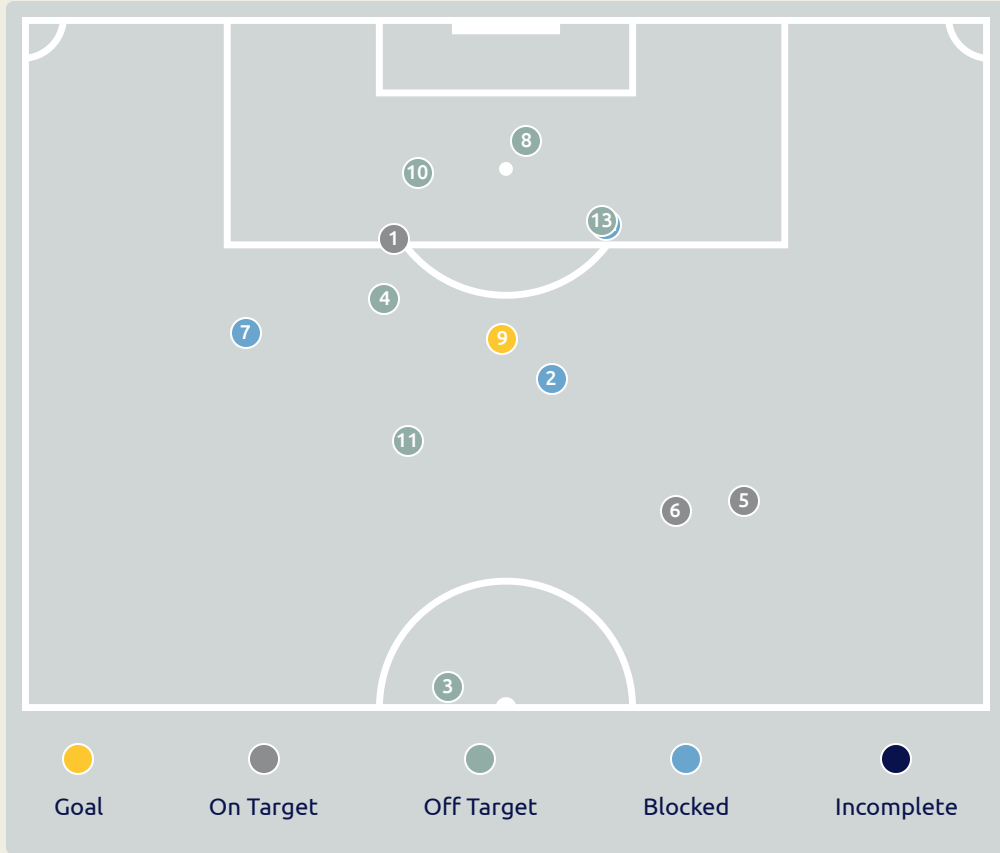
Key	Outcome	Shots
	Goals	0
	On Target	4
	Off Target	10
	Blocked	2
	Incomplete	0






## Attempts at Goal



Time	Player	Outcome	Body Part	Delivery Type
29	13 NJIE Haruna Rasid	Off Target	Right Foot	Pass
38	20 BOJANG Adama	On Target - Saved	Right Foot	Pass
41	8 COLLEY Salifu	Off Target	Right Foot	Pass
44	21 SANYANG Mamin	On Target - Saved	Right Foot	Ball Progression
44	16 JAWARA Bakary	Incomplete - Blocked	Right Foot	Loose Ball
44	20 BOJANG Adama	Off Target	Right Foot	Other
46	13 NJIE Haruna Rasid	On Target - Saved	Right Foot	Pass
48	8 COLLEY Salifu	Off Target	Right Foot	Pass
58	16 JAWARA Bakary	Off Target	Right Foot	Cross
60	6 BAJO Mahmudu	Off Target	Right Foot	Pass
71	2 SOWE Ba Lamin	Deflected Off Target - Defensive Event	Left Foot	Pass
80	4 SAINÉ Alagie	Off Target	Right Foot	Pass
87	6 BAJO Mahmudu	Off Target	Right Foot	Pass
88	14 SAWANEH Muhamed	Incomplete - Blocked	Left Foot	Ball Progression
90	3 SANYANG Sainey	On Target - Saved	Left Foot	Pass
93	19 SINGHATEH Ebrima	Off Target	Head	Pass

# Attempts at Goal



Key	Outcome	Shots
	Goals	1
	On Target	3
	Off Target	6
	Blocked	3
	Incomplete	0

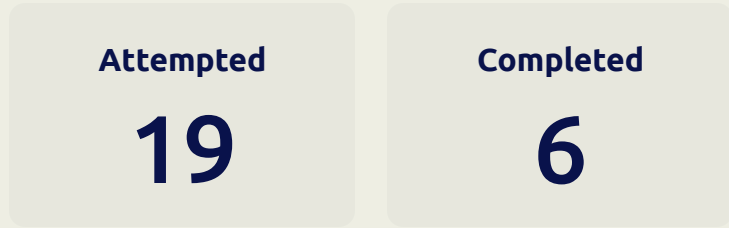
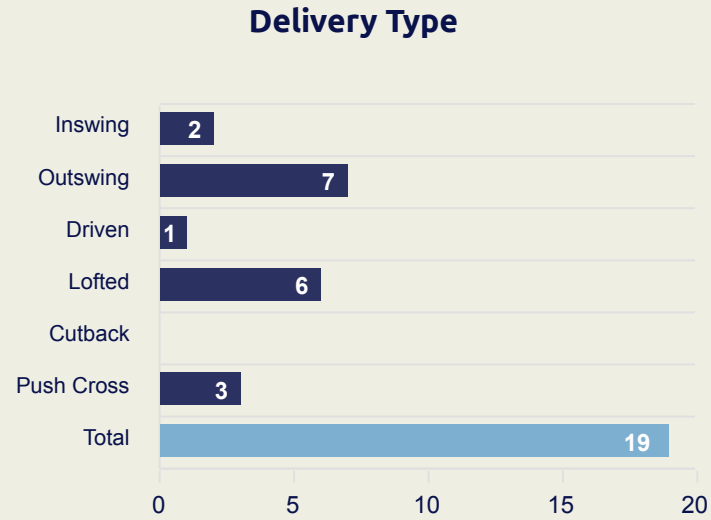
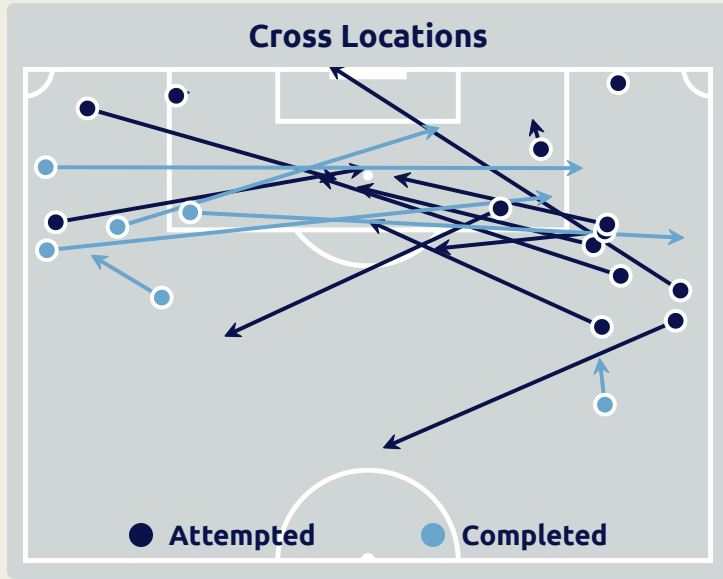


# Attempts at Goal



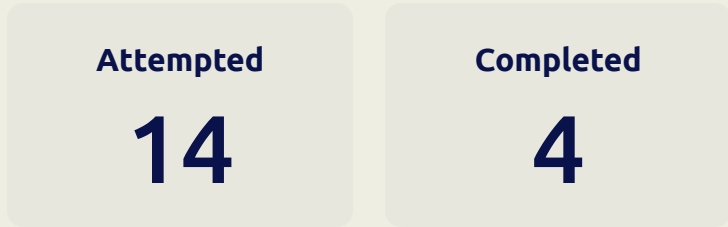
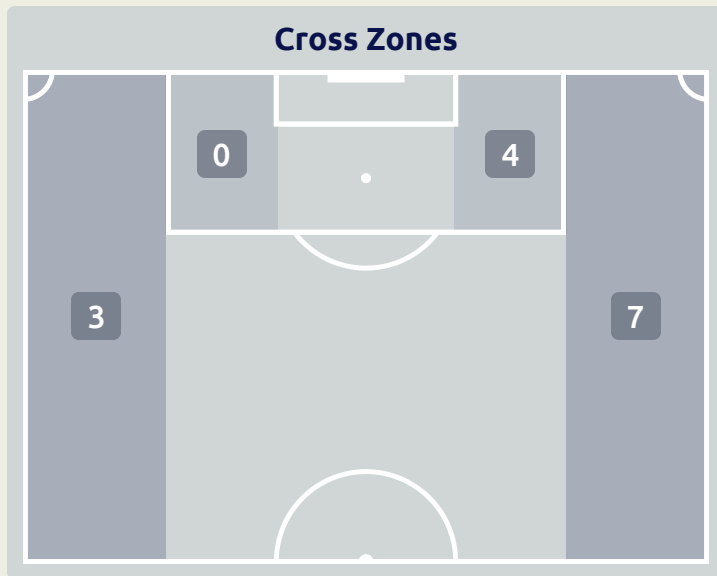
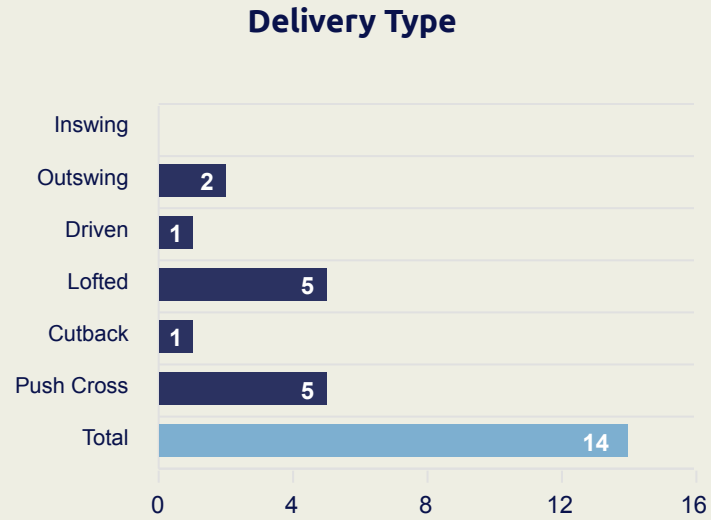
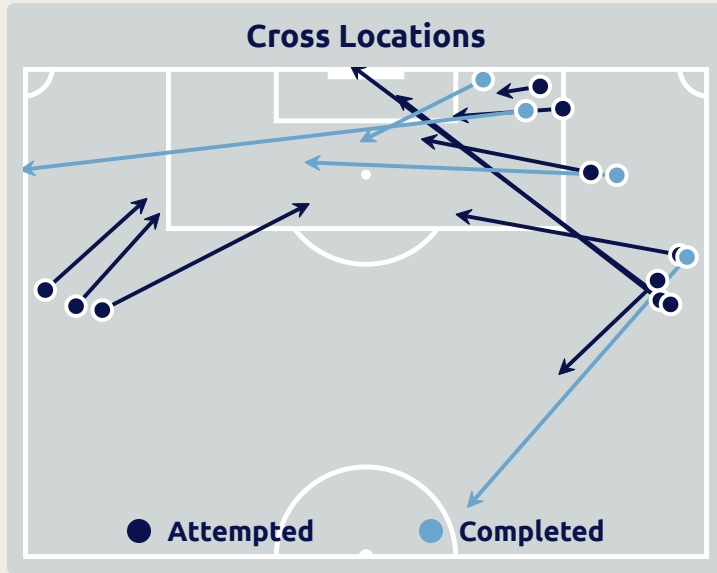
Time	Player	Outcome	Body Part	Delivery Type
6	19 RODRIGUEZ Luciano	On Target - Saved	Left Foot	Ball Progression
25	14 GARCIA Damian	Incomplete - Blocked	Right Foot	Loose Ball
28	10 GONZALEZ Franco	Off Target	Right Foot	Interception
40	11 DE LOS SANTOS Juan	Off Target	Left Foot	Cross
42	19 RODRIGUEZ Luciano	Deflected On Target - Saved	Left Foot	Other
43	7 DUARTE Anderson	On Target - Saved	Right Foot	Loose Ball
49	7 DUARTE Anderson	Incomplete - Blocked	Right Foot	Pass
55	11 DE LOS SANTOS Juan	Off Target	Left Foot	Cross
64	7 DUARTE Anderson	On Target - Goal	Left Foot	Pass
70	7 DUARTE Anderson	Off Target	Right Foot	Cross
72	16 GONZALEZ Facundo	Off Target	Left Foot	Ball Progression
75	10 GONZALEZ Franco	Incomplete - Blocked	Right Foot	Pass
83	10 GONZALEZ Franco	Off Target	Right Foot	Pass

# Crosses (Open Play)



#	Player	Inswing	Outswing	Driven	Lofted	Cutback	Push Cross	Total Attempted
1	DAMPHA Pa Ebou	0	0	0	0	0	0	0
3	SANYANG Sainey	0	6	0	0	0	0	6
4	SAINE Alagie	0	0	0	0	0	0	0
5	SAIDYKHAN Dembo	0	0	0	0	0	0	0
6	BAJO Mahmudu	0	0	0	2	0	0	2
8	COLLEY Salifu	0	0	0	0	0	0	0
9	MBYE Mansour	0	0	0	0	0	0	0
13	NJIE Haruna Rasid	0	0	0	0	0	0	0
16	JAWARA Bakary	1	1	0	2	0	1	5
20	BOJANG Adama	0	0	0	1	0	0	1
21	SANYANG Mamin	0	0	1	0	0	1	2
2	SOWE Ba Lamin	0	0	0	1	0	0	1
11	MARONG Modou Lamin	0	0	0	0	0	1	1
14	SAWANEH Muhamed	1	0	0	0	0	0	1
19	SINGHATEH Ebrima	0	0	0	0	0	0	0

# Crosses (Open Play)



#	Player	Inswing	Outswing	Driven	Lofted	Cutback	Push Cross	Total Attempted
12	RODRIGUEZ Randall	0	0	0	0	0	0	0
2	BOSELLI Sebastian	0	0	0	0	0	0	0
4	PONTE Mateo	0	2	1	0	0	0	3
5	DIAZ Fabricio	0	0	0	1	0	0	1
7	DUARTE Anderson	0	0	0	0	0	0	0
10	GONZALEZ Franco	0	0	0	3	1	3	7
11	DE LOS SANTOS Juan	0	0	0	0	0	2	2
13	MATTURRO Alan	0	0	0	1	0	0	1
14	GARCIA Damian	0	0	0	0	0	0	0
16	GONZALEZ Facundo	0	0	0	0	0	0	0
19	RODRIGUEZ Luciano	0	0	0	0	0	0	0
8	CHAGAS Rodrigo	0	0	0	0	0	0	0
15	SOSA Ignacio	0	0	0	0	0	0	0
18	HOMENCHENKO Santiago	0	0	0	0	0	0	0
20	SIRI Nicolas	0	0	0	0	0	0	0

## Offering to Receive

471

Total Offers Made

170

Total Offers Received

Most Offers

78

**JAWARA Bakary**  
 RIGHT BACK

193

Offers Made in Final Third

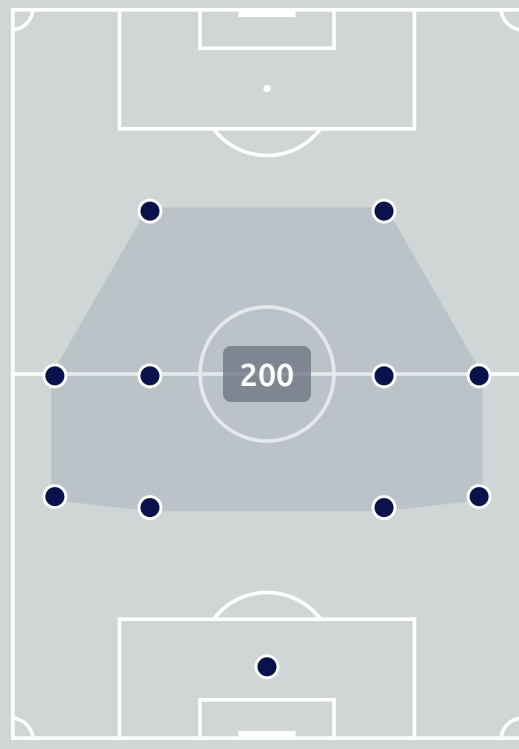
224

Offers Made in Middle Third

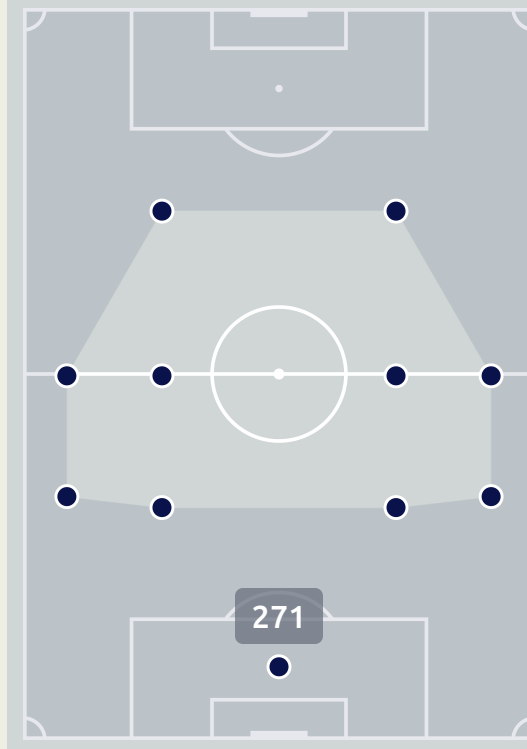
54

Offers Made in Defensive Third

Offers Made Inside Shape



Offers Made Outside Shape



#	Player	Offers Made	Offers Received	% Made & Received
1	DAMPHA Pa Ebou	4	3	75%
3	SANYANG Sainey	43	11	25.6%
4	SAINE Alagie	24	10	41.7%
5	SAIDYKHAN Dembo	19	10	52.6%
6	BAJO Mahmudu	39	19	48.7%
8	COLLEY Salifu	21	9	42.9%
9	MBYE Mansour	6	1	16.7%
13	NJIE Haruna Rasid	67	27	40.3%
16	JAWARA Bakary	78	24	30.8%
20	BOJANG Adama	59	15	25.4%
21	SANYANG Mamin	40	15	37.5%
2	SOWE Ba Lamin	17	3	17.6%
11	MARONG Modou Lamin	14	3	21.4%
14	SAWANEH Muhamed	7	1	14.3%
19	SINGHATEH Ebrima	33	19	57.6%

## Offering to Receive

274

Total Offers Made

80

Total Offers Received

Most Offers

54

DUARTE Anderson  
CENTRE FORWARD

170

Offers Made in Final Third

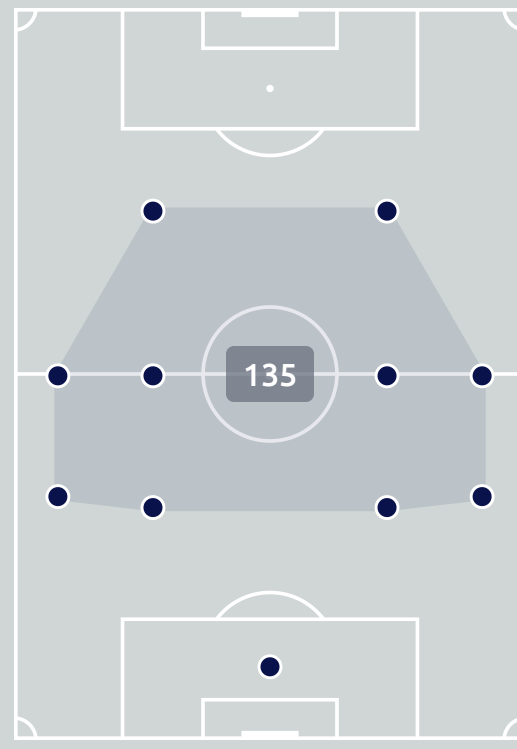
86

Offers Made in Middle Third

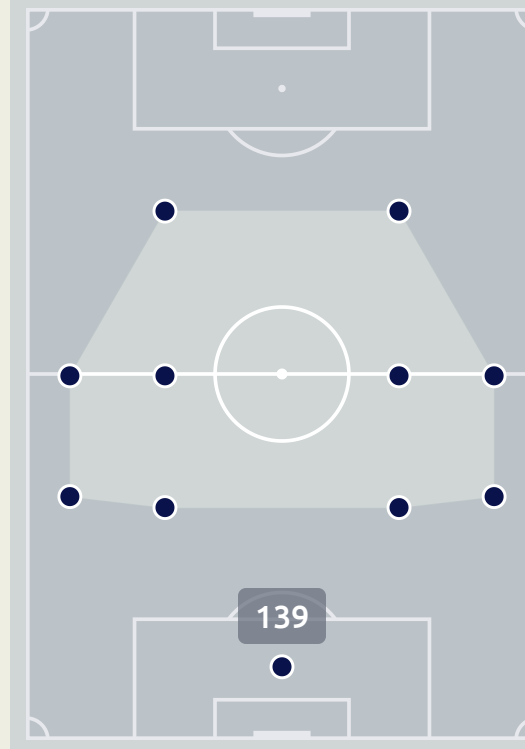
18

Offers Made in Defensive Third

Offers Made Inside Shape



Offers Made Outside Shape



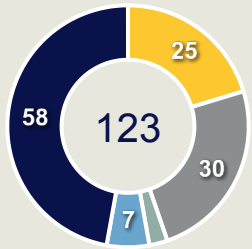
#	Player	Offers Made	Offers Received	% Made & Received
12	RODRIGUEZ Randall	10	6	60%
2	BOSELLI Sebastian	3	1	33.3%
4	PONTE Mateo	21	8	38.1%
5	DIAZ Fabricio	24	10	41.7%
7	DUARTE Anderson	54	12	22.2%
10	GONZALEZ Franco	48	15	31.2%
11	DE LOS SANTOS Juan	29	5	17.2%
13	MATTURRO Alan	28	6	21.4%
14	GARCIA Damian	3	2	66.7%
16	GONZALEZ Facundo	0	0	0%
19	RODRIGUEZ Luciano	18	4	22.2%
8	CHAGAS Rodrigo	13	2	15.4%
15	SOSA Ignacio	14	7	50%
18	HOMENCHENKO Santiago	1	0	0%
20	SIRI Nicolas	8	2	25%



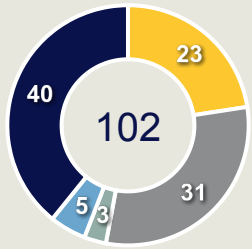
# Movement to Receive

## Movement Types by Phase

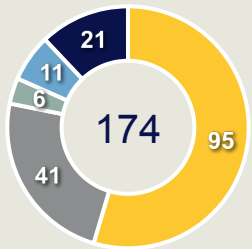
### Final Third Phase



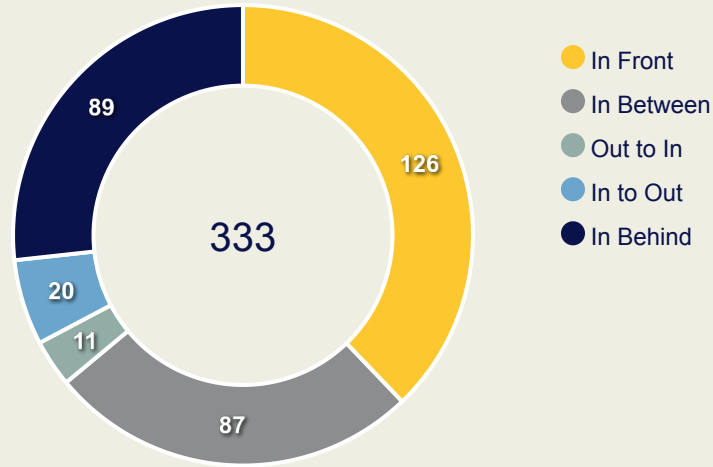
### Progression Phase



### Build Up Phase



## All Movement Types

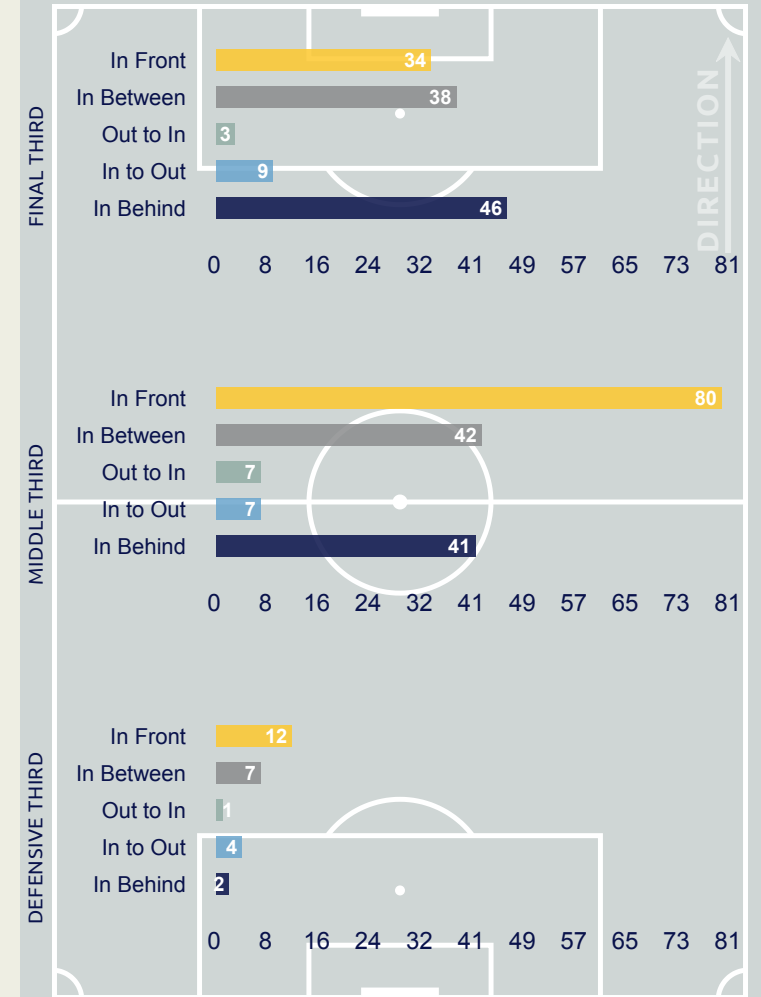


- In Front
- In Between
- Out to In
- In to Out
- In Behind

## Top Ranked Players

Type	Player	Movements
In Front	13 NJIE Haruna Rasid	29
In Between	20 BOJANG Adama	21
Out to In	21 SANYANG Mamin	3
In to Out	21 SANYANG Mamin	6
In Behind	20 BOJANG Adama	25

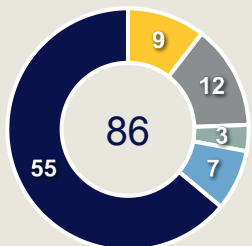
## Movement Types Pitch Third



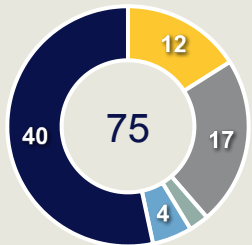
# Movement to Receive

## Movement Types by Phase

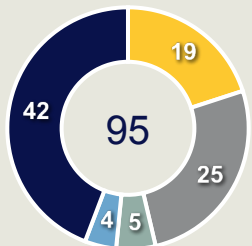
### Final Third Phase



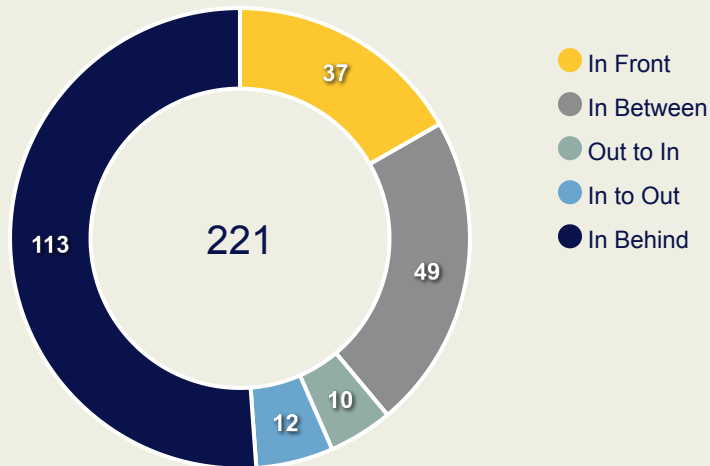
### Progression Phase



### Build Up Phase



## All Movement Types

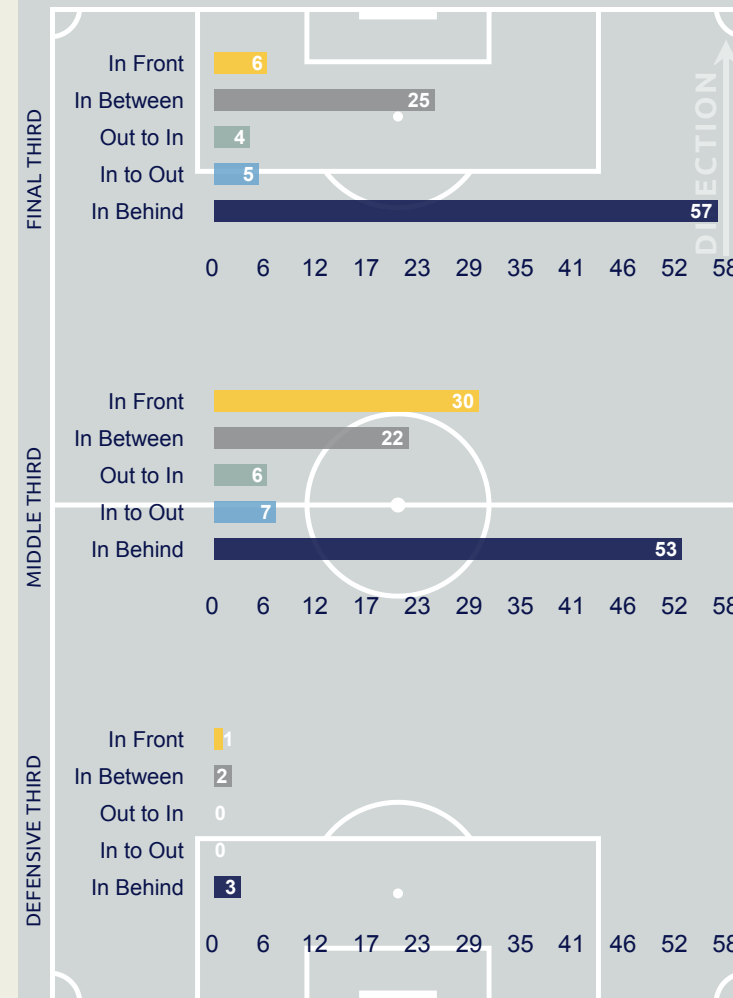


- In Front
- In Between
- Out to In
- In to Out
- In Behind

## Top Ranked Players

Type	Player	Movements
In Front	5 DIAZ Fabricio	9
In Between	7 DUARTE Anderson	13
Out to In	7 DUARTE Anderson	3
In to Out	10 GONZALEZ Franco	3
In Behind	7 DUARTE Anderson	36

## Movement Types Pitch Third



# OUT OF POSSESSION



Gambia v Uruguay





# Defensive Actions

**67**

Forced Turnovers

**52**

Possession Regained

**6**

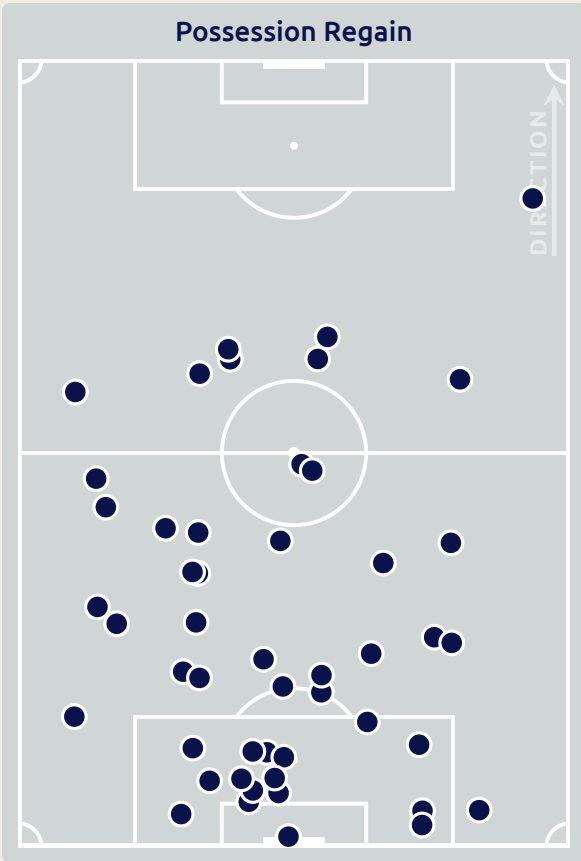
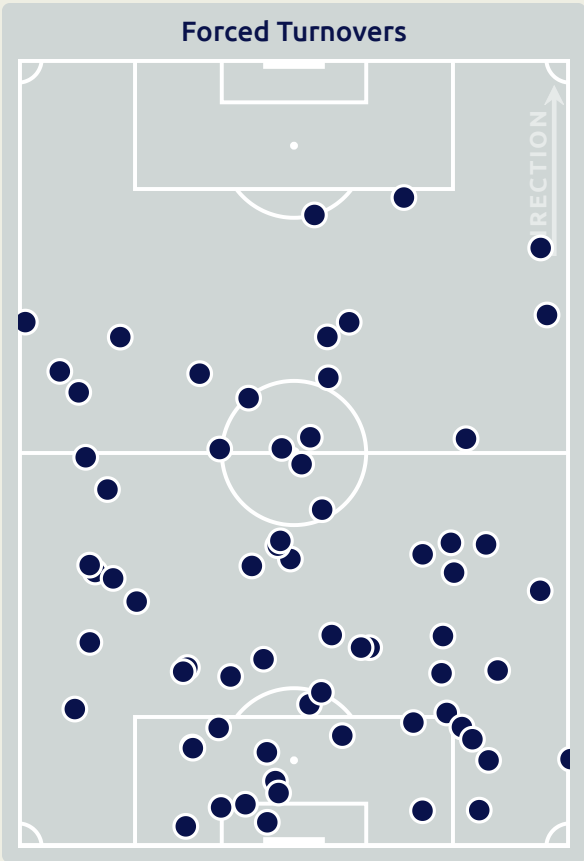
Interceptions

**28**

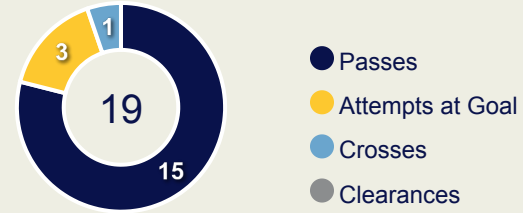
Tackles

**5.68**

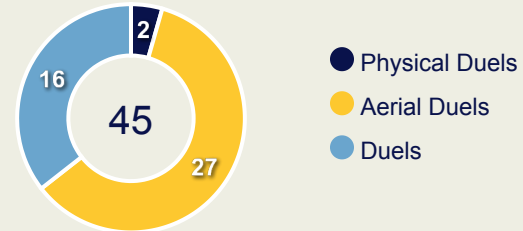
Possession Actions /  
Defensive Action



## Blocks



## Possession Contests



## Most Possession Regains

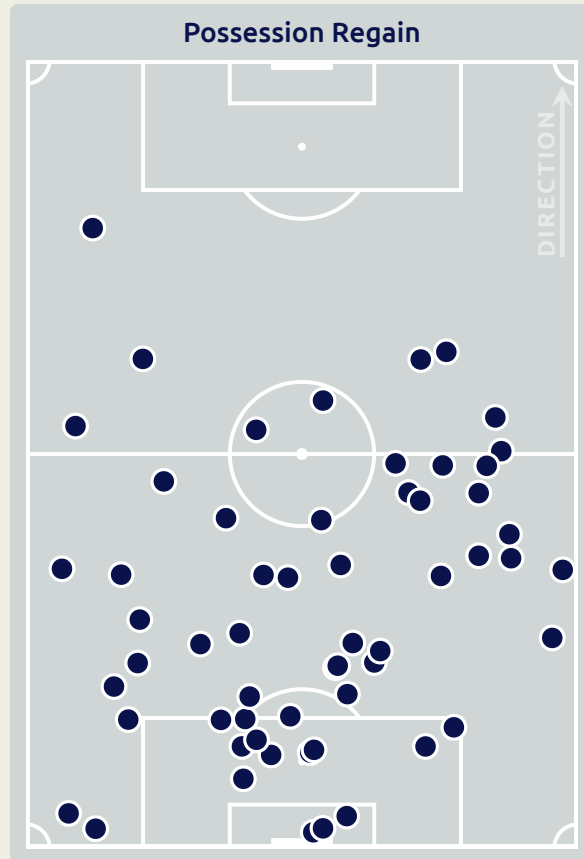
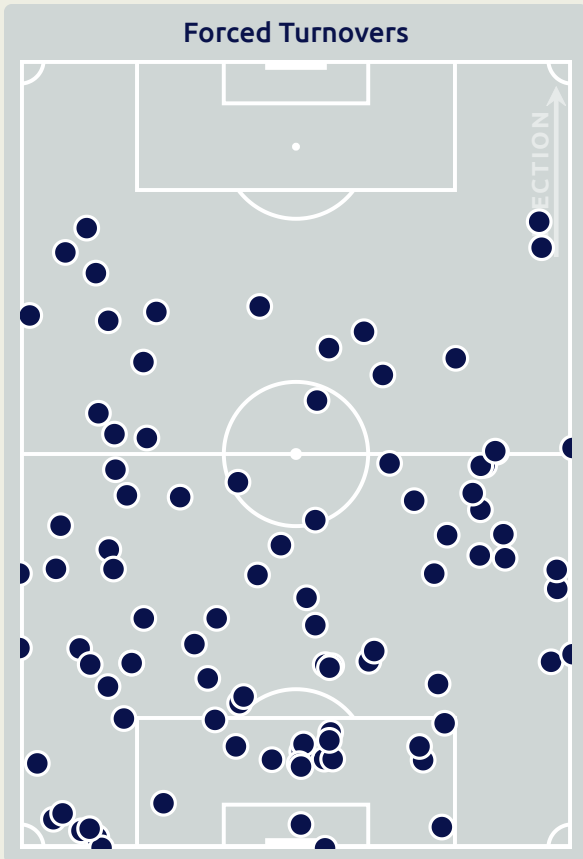
**10**

**DAMPHA Pa Ebou**

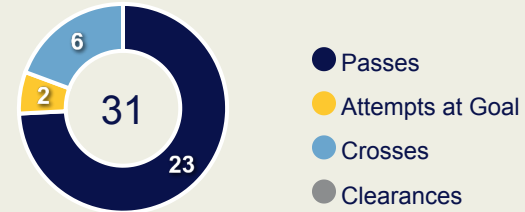
GOALKEEPER

#	Player	Total Possession Regains
1	DAMPHA Pa Ebou	10
3	SANYANG Sainey	8
4	SAINE Alagie	7
5	SAIDYKHAN Dembo	9
6	BAJO Mahmudu	5
8	COLLEY Salifu	1
9	MBYE Mansour	0
13	NJIE Haruna Rasid	1
16	JAWARA Bakary	4
20	BOJANG Adama	2
21	SANYANG Mamin	3
2	SOWE Ba Lamin	1
11	MARONG Modou Lamin	0
14	SAWANEH Muhamed	1
19	SINGHATEH Ebrima	0

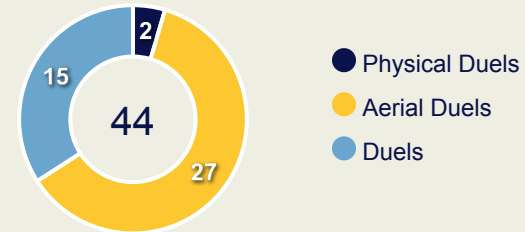
## Defensive Actions



## Blocks



## Possession Contests

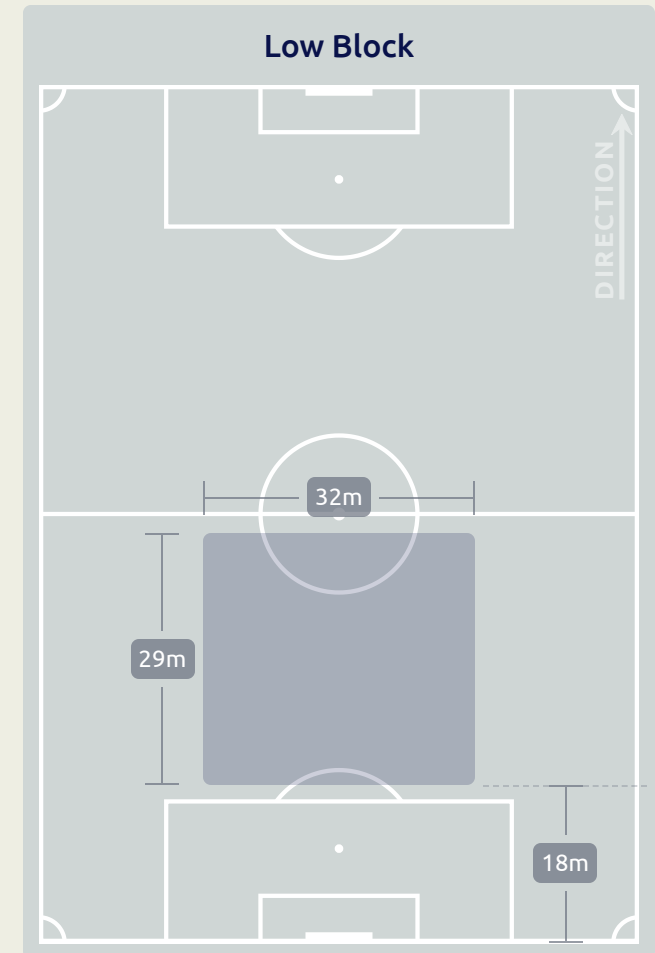
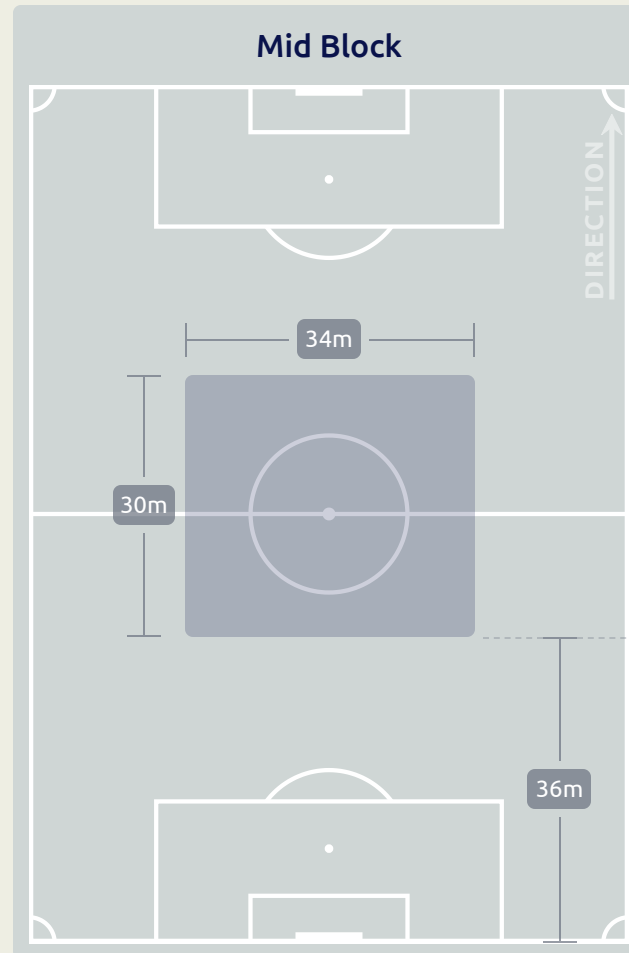
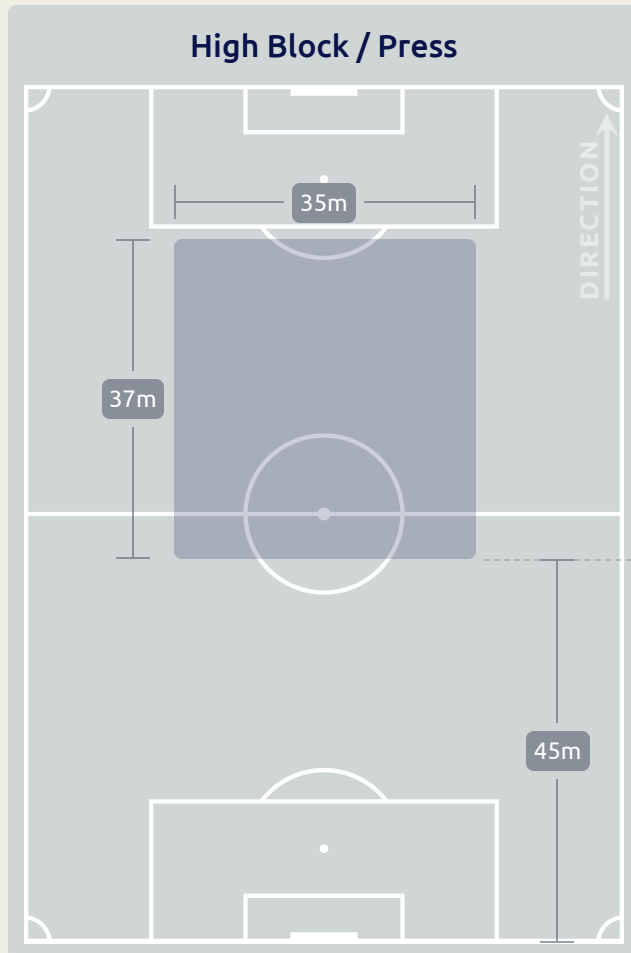


## Most Possession Regains

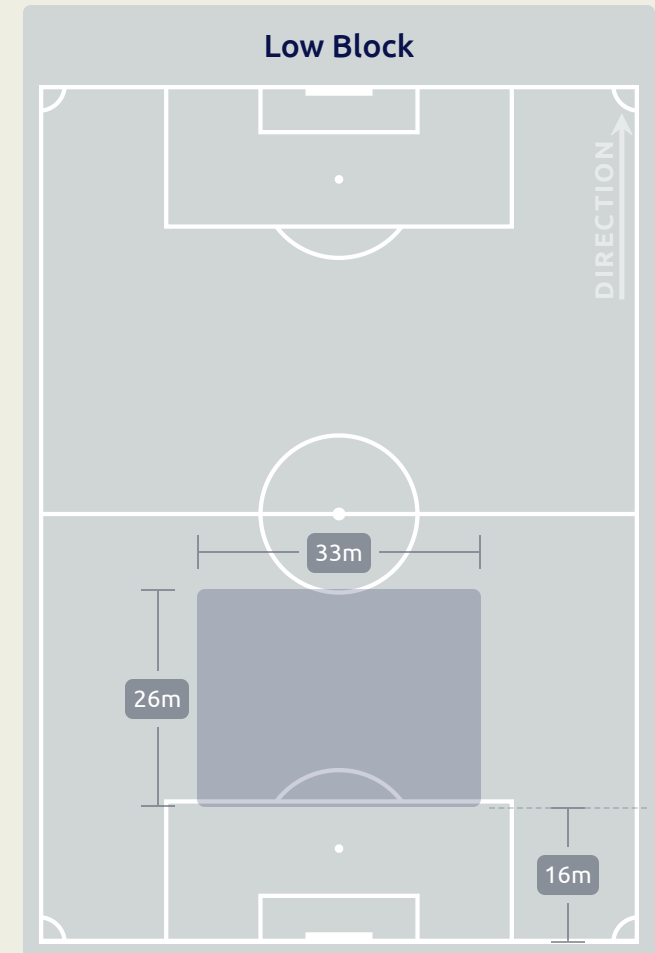
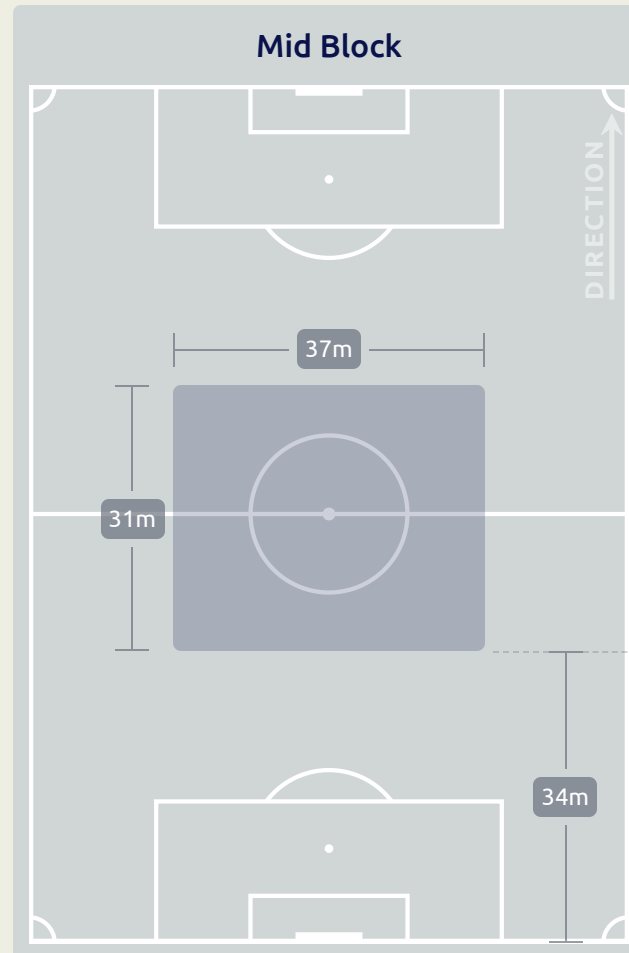
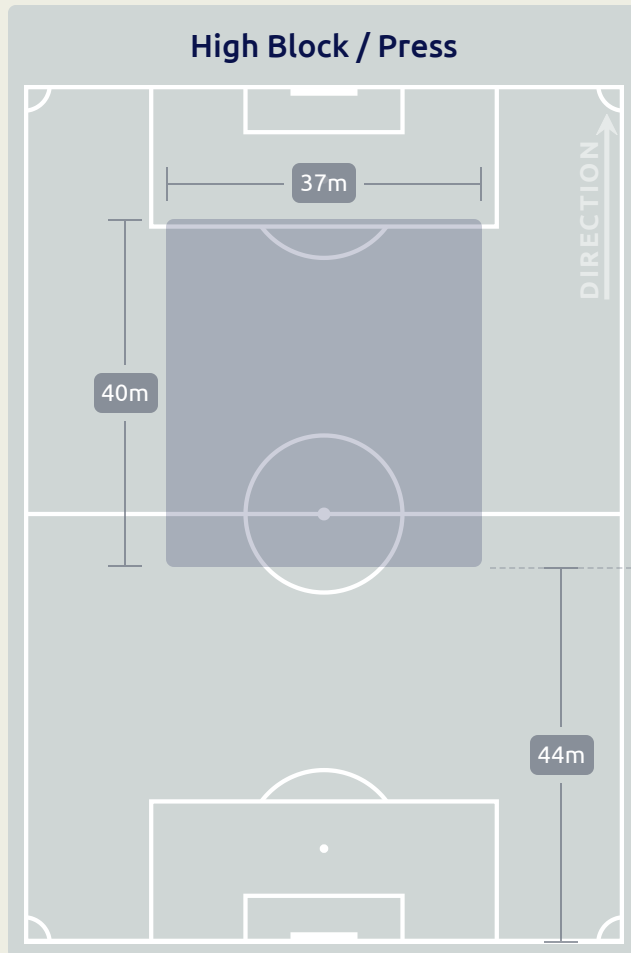
**10**  
MATTURRO Alan  
LEFT BACK

#	Player	Total Possession Regains
12	RODRIGUEZ Randall	7
2	BOSELLI Sebastian	9
4	PONTE Mateo	3
5	DIAZ Fabricio	8
7	DUARTE Anderson	2
10	GONZALEZ Franco	4
11	DE LOS SANTOS Juan	3
13	MATTURRO Alan	10
14	GARCIA Damian	2
16	GONZALEZ Facundo	5
19	RODRIGUEZ Luciano	1
8	CHAGAS Rodrigo	1
15	SOSA Ignacio	4
18	HOMENCHENKO Santiago	0
20	SIRI Nicolas	1

# Defensive Line Height & Team Length



# Defensive Line Height & Team Length



# Defensive Pressure



248	Total Pressures	310
50	Direct Pressures	63
1.39s	Avg Pressure Duration	1.4s
67	Forced Turnovers	95
10.27s	Ball Recovery Time	13.87s
84	Pushing on into Pressing	123
184	Pushing on	264
45	Pressing Direction Inside	47
139	Pressing Direction Outside	164

Most Direct Pressures

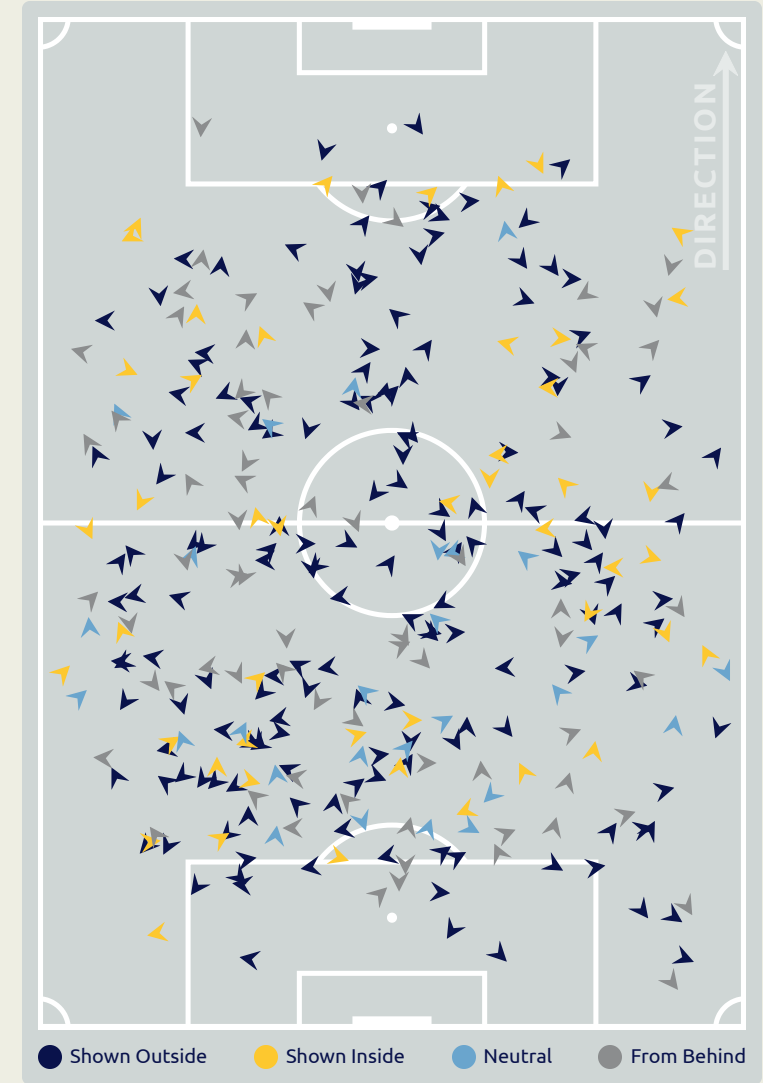
8

**BAJO Mahmudu**  
DEFENSIVE MIDFIELD CENTRE

Most Direct Pressures

9

**PONTE Mateo**  
RIGHT BACK



# GOALKEEPING

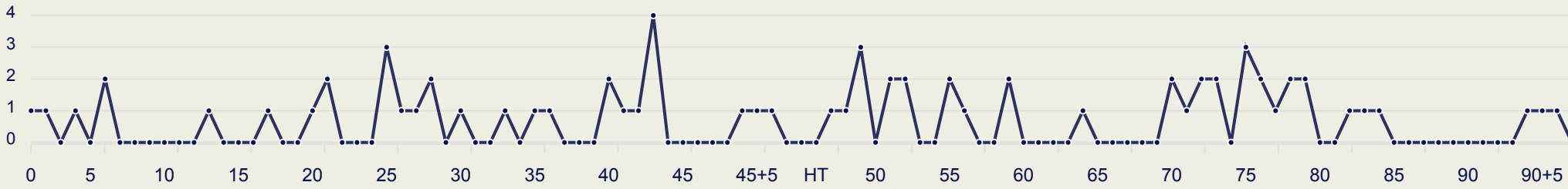


Gambia v Uruguay

# Goalkeeping Involvement



### Gambia GK Involvement Timeline

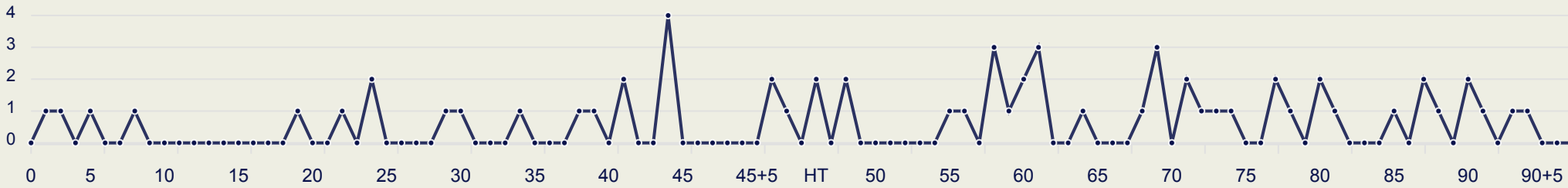


70

Total Involvements



### Uruguay GK Involvement Timeline

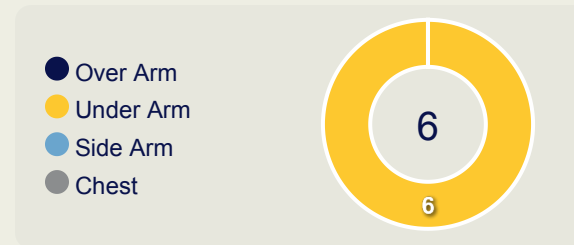
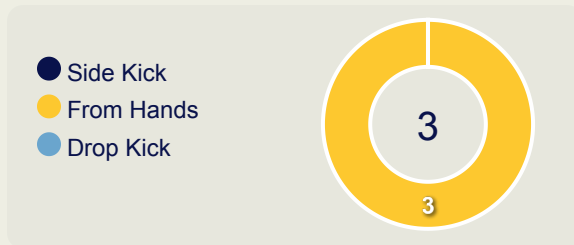
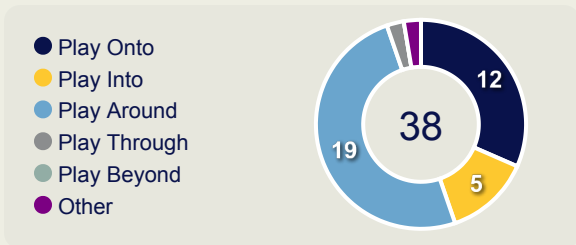
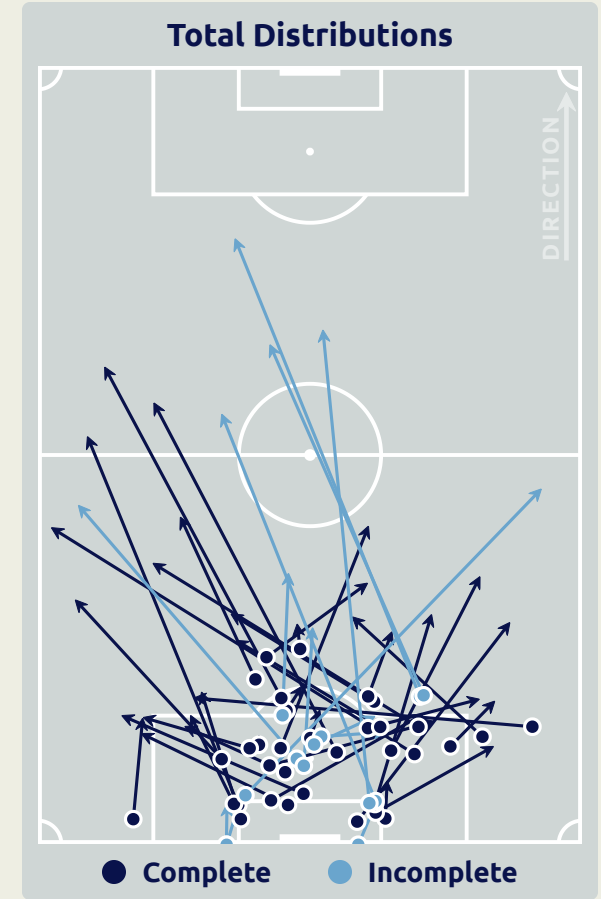
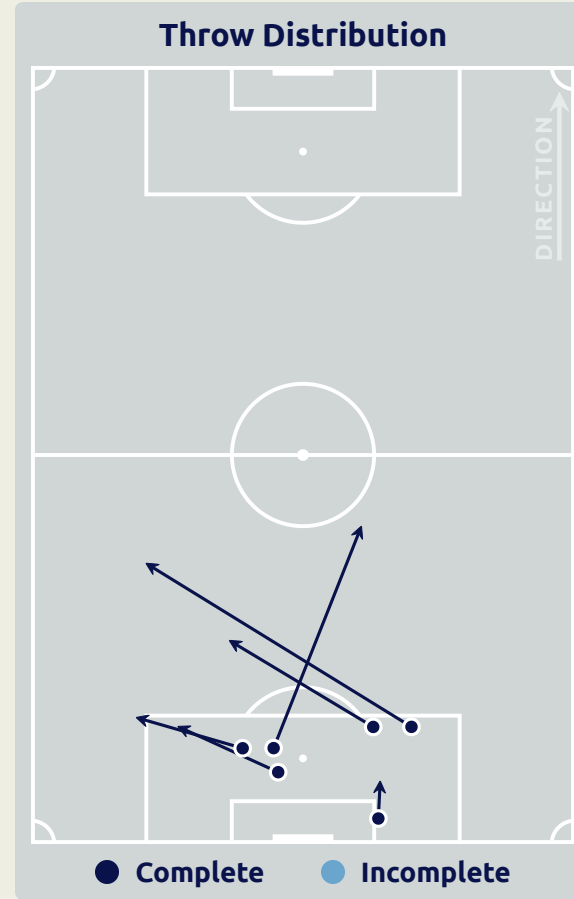
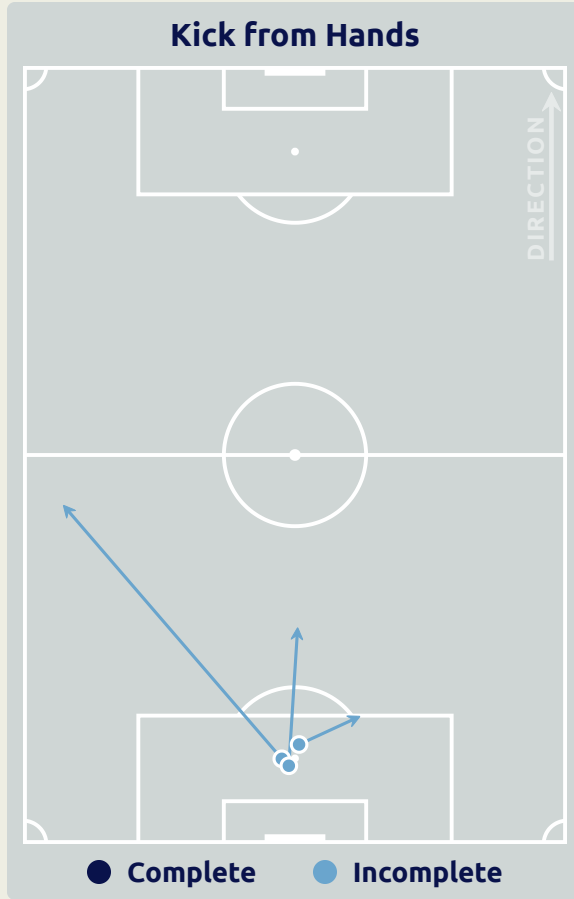
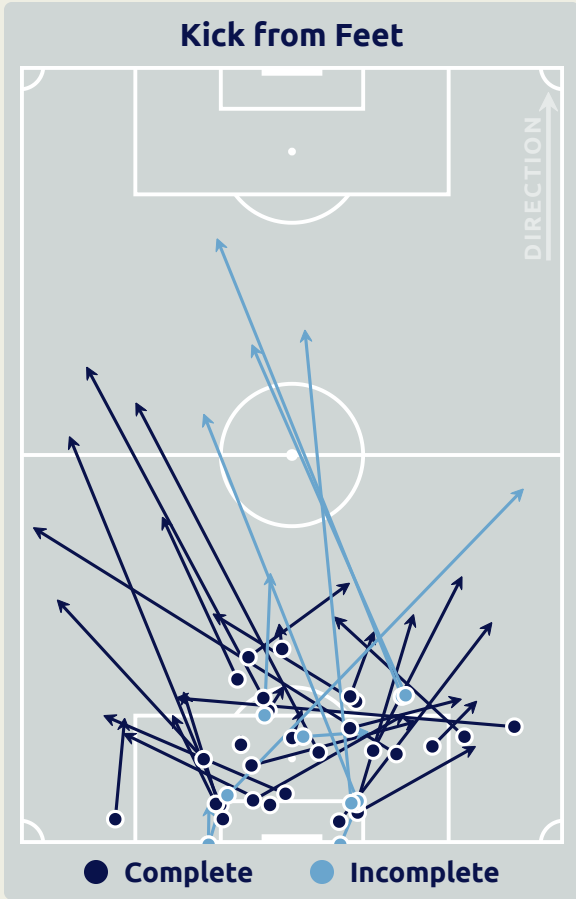


62

Total Involvements

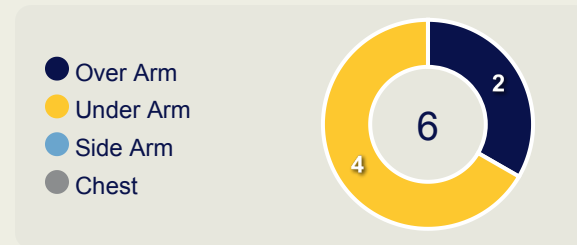
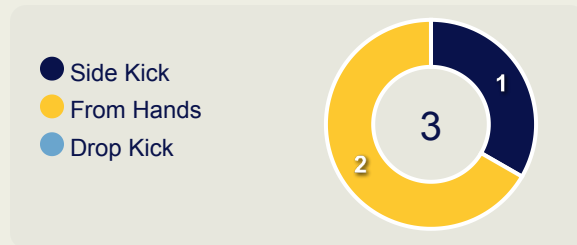
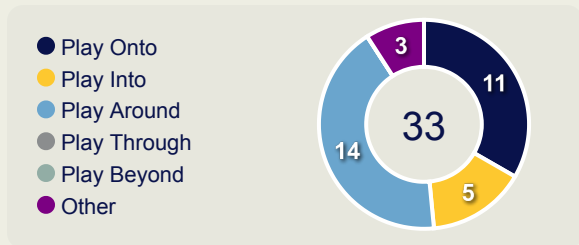
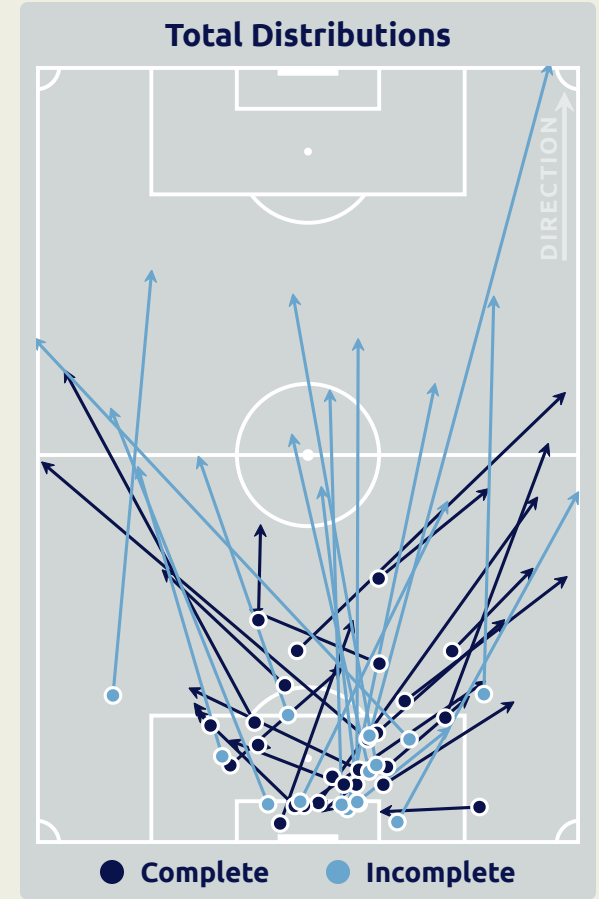
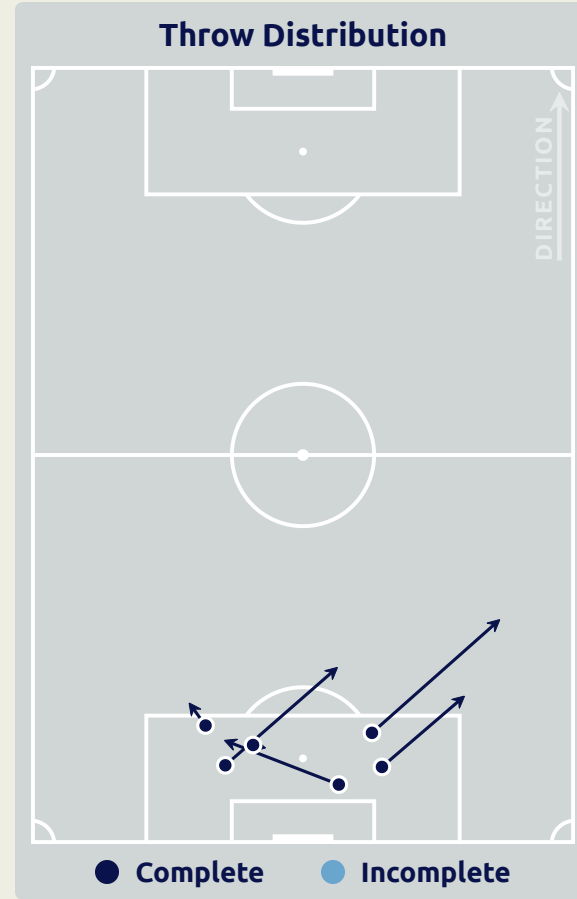
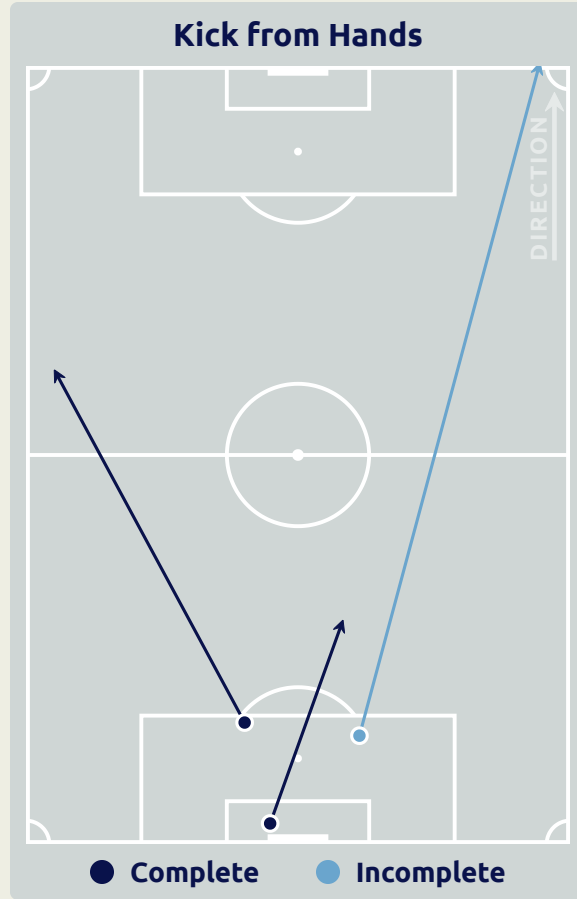
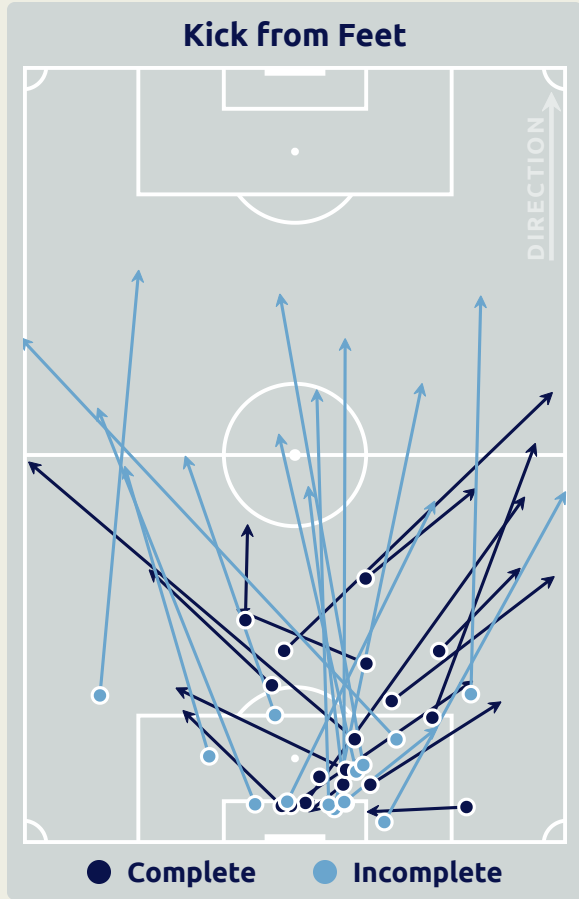


# Goalkeeping Distribution

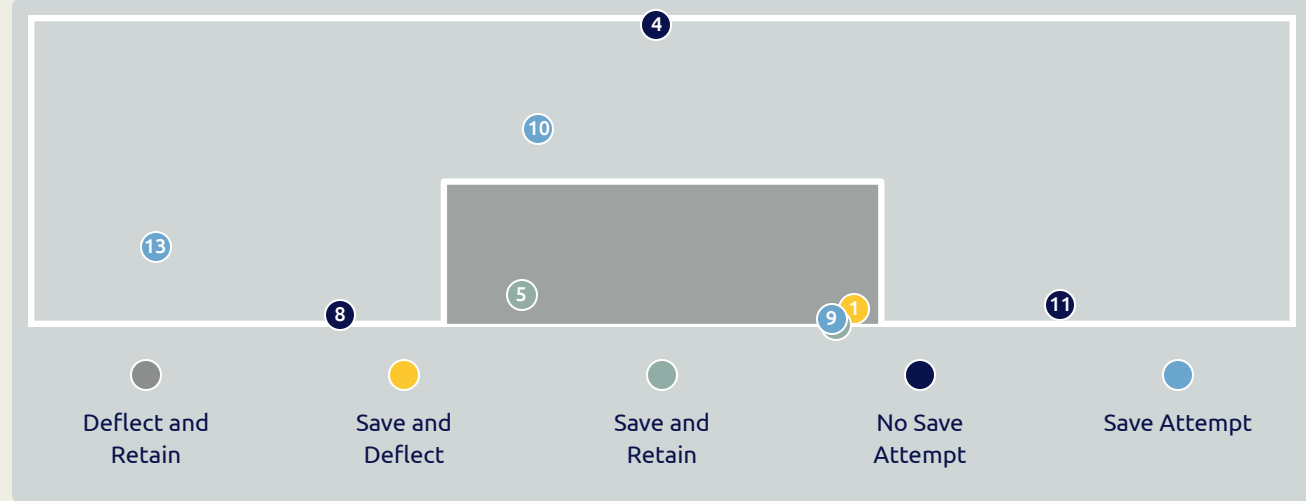
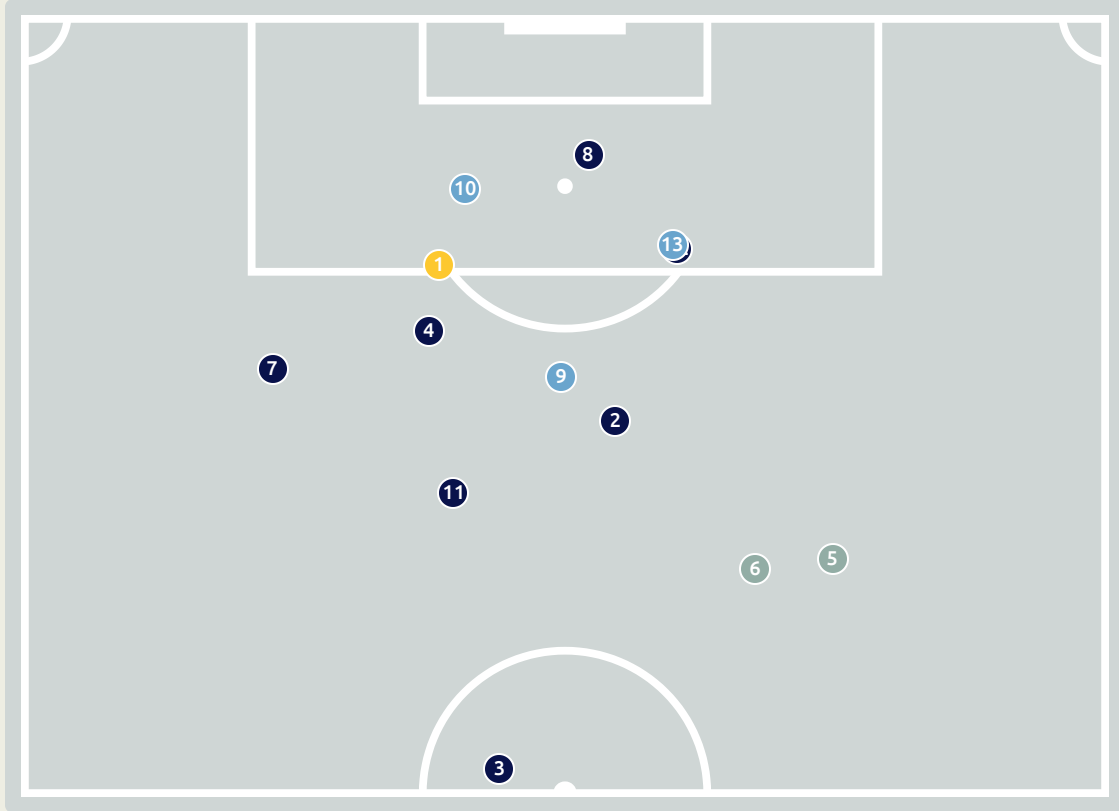




# Goalkeeping Distribution

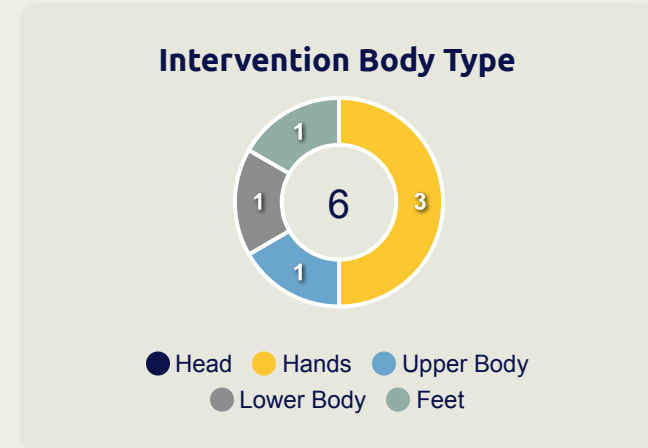
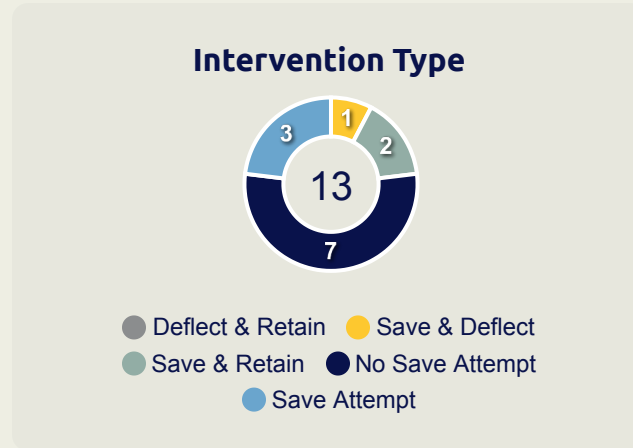


# Goal Prevention



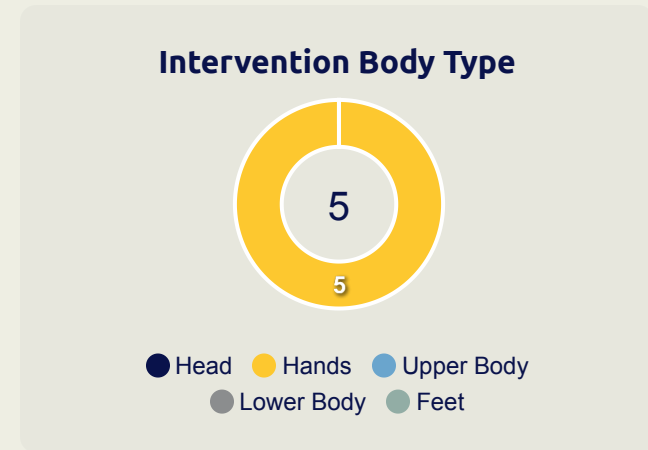
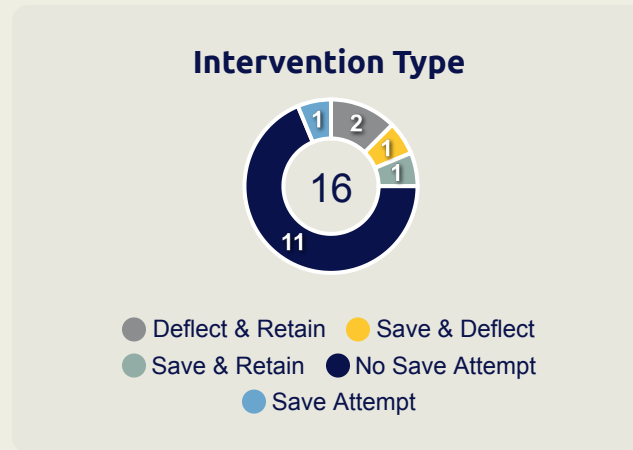
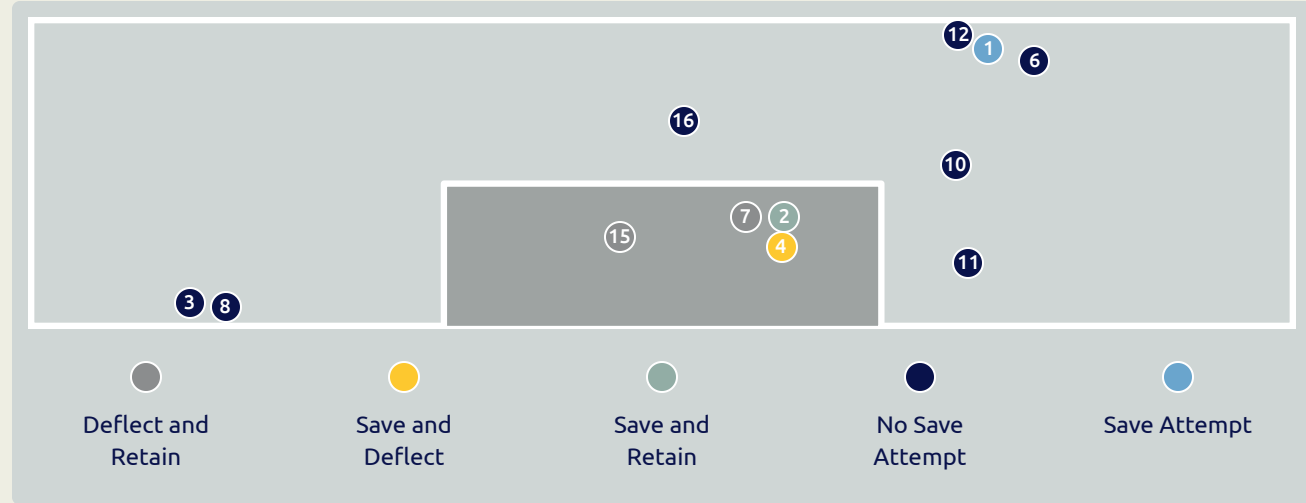
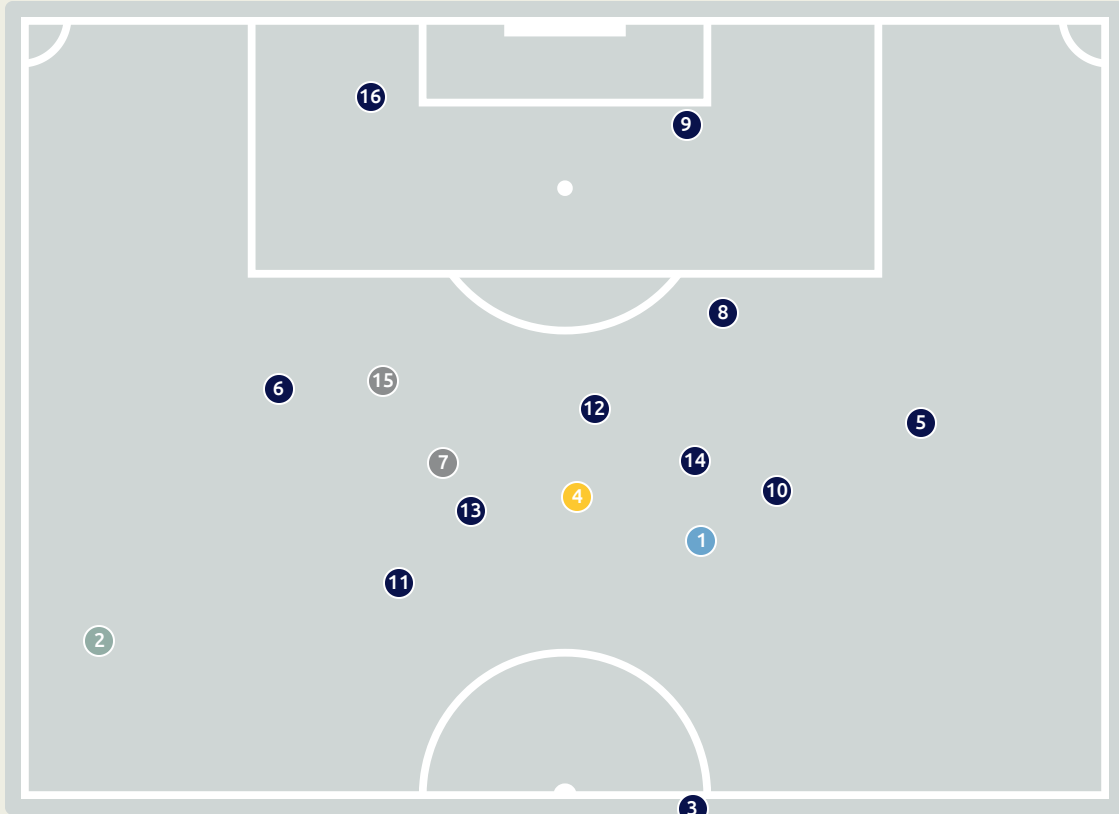
**13**  
Total Attempts on Goal Faced

**75**  
Save %



Total Attempts on Goal Faced	Total Goal Interventions	Save & Retain	Deflect & Retain	Save & Deflect	Save Attempt	No Save Attempt
13	3	2	0	1	3	7

# Goal Prevention

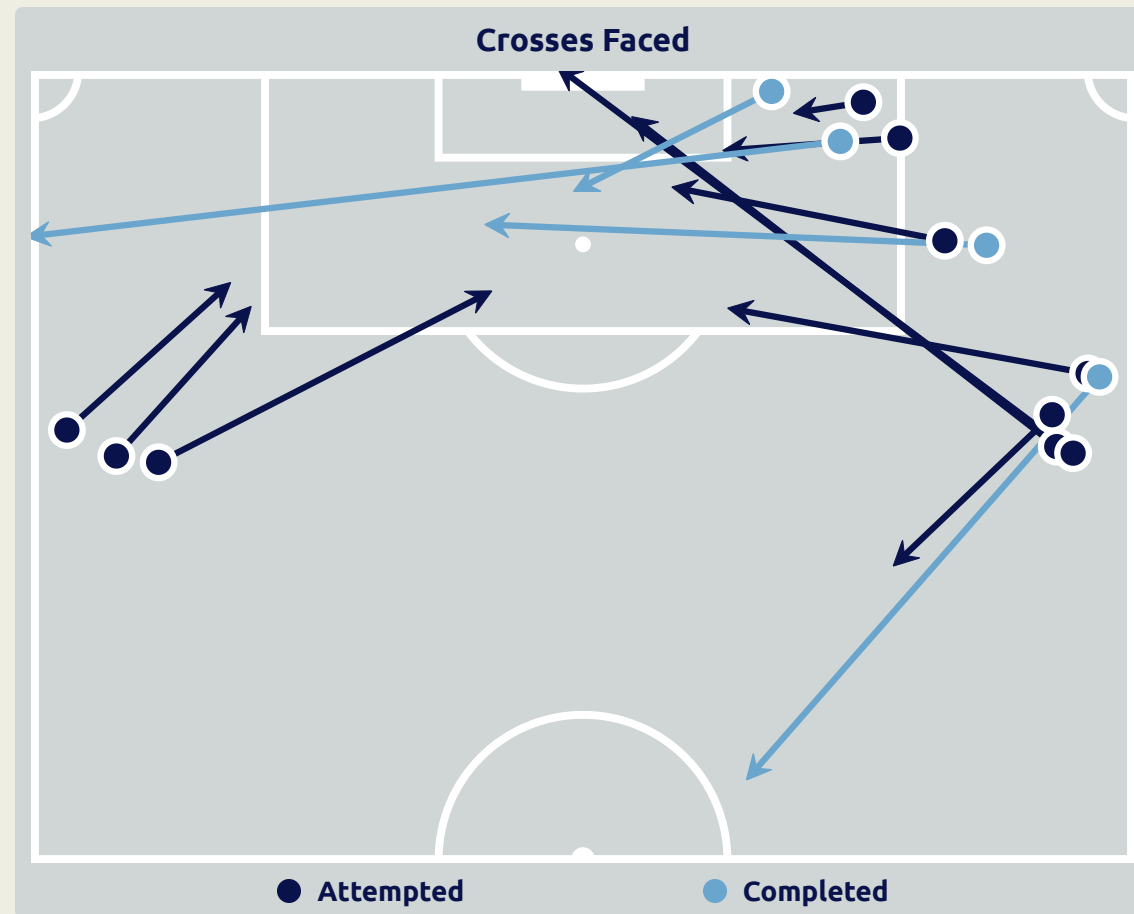
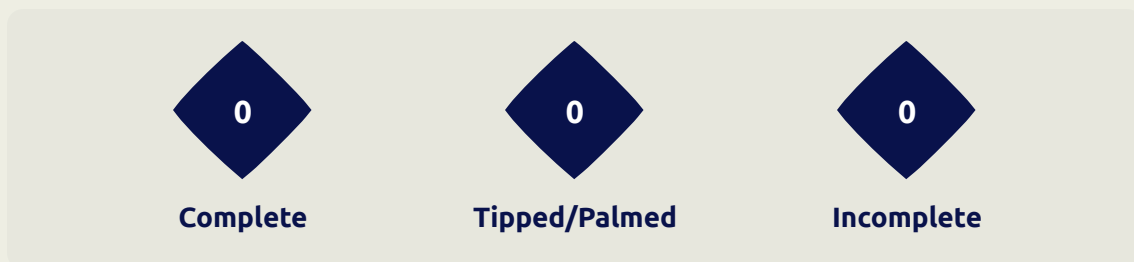


**16**  
Total Attempts on Goal Faced

**100**  
Save %

Total Attempts on Goal Faced	Total Goal Interventions	Save & Retain	Deflect & Retain	Save & Deflect	Save Attempt	No Save Attempt
16	2	1	0	1	1	11

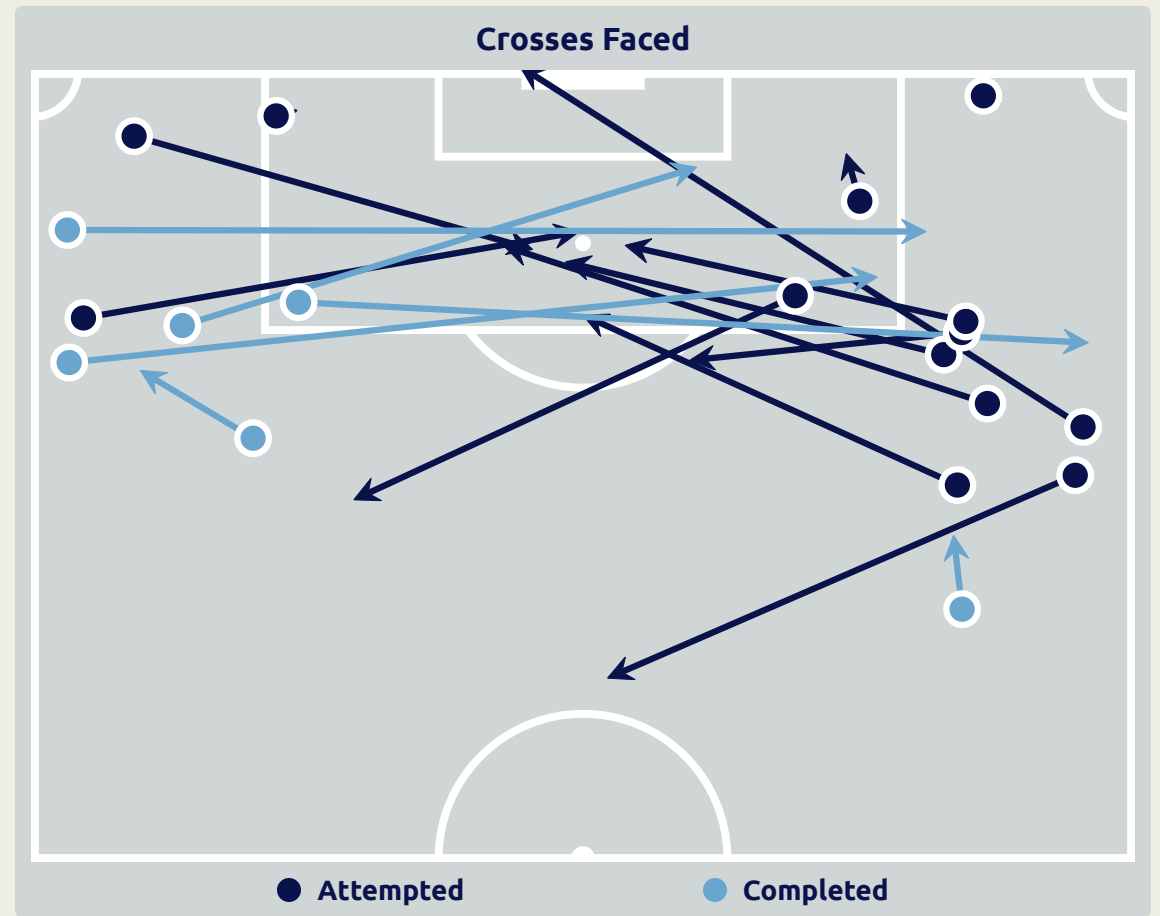
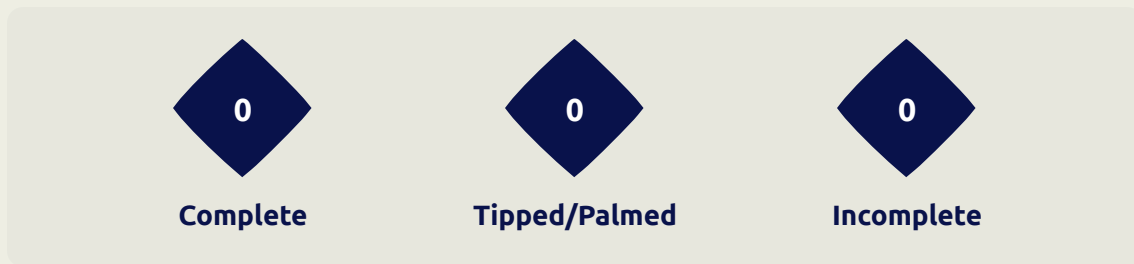
# Aerial Control



## Delivery Types Faced

Total	In Swing	Out Swing	Driven	Lofted	Cutback	Push
16	1	2	1	6	1	5

# Aerial Control



**Delivery Types Faced**

Total	In Swing	Out Swing	Driven	Lofted	Cutback	Push
22	3	8	1	6	0	4

# SET PLAYS



Gambia v Uruguay

## Set Plays - Corners

**31**

Total Set Plays

**11**

Total Free Kicks

**0**

Total Penalties

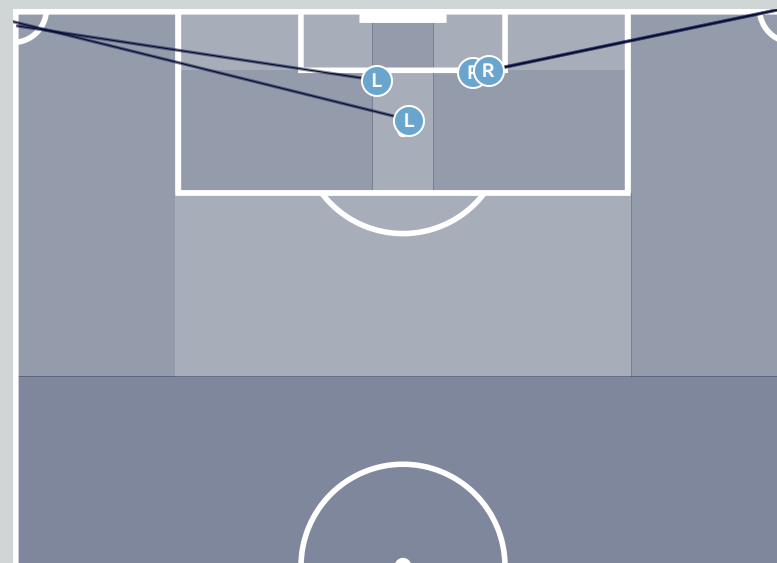
**4**

Total Corners

**16**

Total Throw Ins

### Corners - First Contact



● Gambia

● Uruguay

Delivery Type	From Left Side	From Right Side	Total
Direct to Area	1	2	3
Short	1	0	1
Edge of Penalty Area	0	0	0

Delivery Style	Total
Inswing	1
Outswing	1
Driven	0

### Free Kicks

Type	Total
Direct	11
Direct (on target)	0
Direct (off target)	0
Indirect	0

### First Contacts on Gambia Crosses

**0**

By Gambia

**4**

By Uruguay

### Top 5 Player First Contacts

Player	Team	Total
SOSA Ignacio	Uruguay	2
BOSELLI Sebastian	Uruguay	1
MATTURRO Alan	Uruguay	1

## Set Plays - Corners

30

Total Set Plays

10

Total Free Kicks

0

Total Penalties

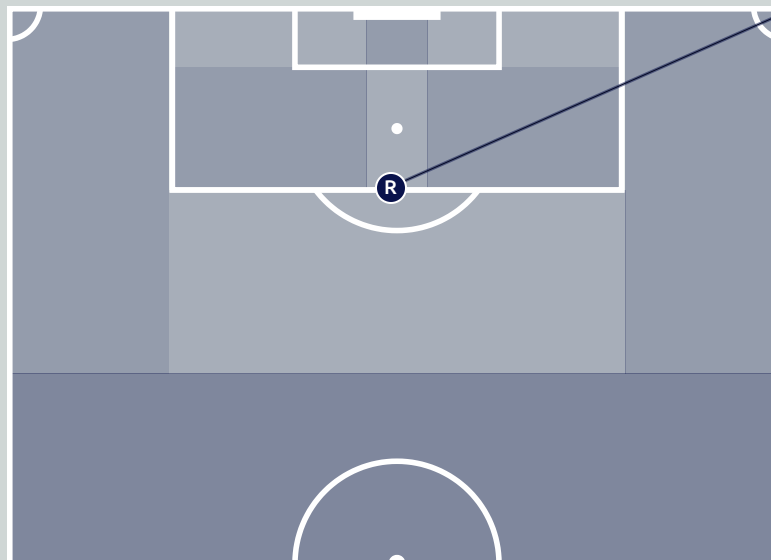
2

Total Corners

18

Total Throw Ins

### Corners - First Contact



● Uruguay

● Gambia

Delivery Type	From Left Side	From Right Side	Total
Direct to Area	1	1	2
Short	0	0	0
Edge of Penalty Area	0	0	0

Delivery Style	Total
Inswing	1
Outswing	0
Driven	0

### Free Kicks

Type	Total
Direct	9
Direct (on target)	0
Direct (off target)	0
Indirect	1

### First Contacts on Uruguay Crosses

1

By Uruguay

0

By Gambia

### Top 5 Player First Contacts

Player	Team	Total
BOSELLI Sebastian	Uruguay	1



# INDIVIDUAL DATA IN POSSESSION



Gambia v Uruguay

## In Possession - Distributions



#	Player	Passes Attempted	Passes Completed	Pass Completion %	Switches of Play	Crosses Attempted	Crosses Completed	Line Breaks Attempted	Line Breaks Completed	Line Break Completion %	Ball Progressions	Take Ons	Step Ins	Attempts at Goal	Goals
1	DAMPHA Pa Ebou	47	34	72%	2	0	0	9	5	55%	1	0	1	0	0
3	SANYANG Sainey	56	49	88%	1	7	4	14	11	78%	0	0	0	1	0
4	SAINE Alagie	61	52	85%	0	0	0	17	10	58%	2	0	2	1	0
5	SAIDYKHAN Dembo	54	49	91%	2	0	0	7	6	85%	2	0	2	0	0
6	BAJO Mahmudu	87	68	78%	1	2	1	37	26	70%	1	0	1	2	0
8	COLLEY Salifu	28	24	86%	0	0	0	7	6	85%	1	1	0	2	0
9	MBYE Mansour	4	2	50%	0	0	0	0	0	0%	0	0	0	0	0
13	NJIE Haruna Rasid	62	55	89%	4	0	0	20	19	95%	0	0	0	2	0
16	JAWARA Bakary	58	49	84%	0	5	0	14	7	50%	0	0	0	2	0
20	BOJANG Adama	28	25	89%	1	1	1	6	5	83%	0	0	0	2	0
21	SANYANG Mamin	23	18	78%	0	2	0	5	4	80%	3	1	2	1	0
2	SOWE Ba Lamin	17	12	71%	1	1	0	6	4	66%	2	2	0	1	0
11	MARONG Modou Lamin	6	5	83%	0	1	0	1	1	100%	1	0	1	0	0
14	SAWANEH Muhamed	8	8	100%	2	3	1	3	3	100%	1	1	0	1	0
19	SINGHATEH Ebrima	18	14	78%	1	0	0	2	2	100%	4	1	3	1	0



# In Possession - Offers & Receptions

			Offer movement types						
#	Player	Total Offers	In Front	In Between	Out to In	In to Out	In Behind	No Movement	Offers Received
1	DAMPHA Pa Ebou	4	0	0	0	0	0	4	3
3	SANYANG Sainey	43	13	1	0	0	15	14	11
4	SAINE Alagie	24	4	0	0	0	1	19	10
5	SAIDYKHAN Dembo	19	2	0	0	0	0	17	10
6	BAJO Mahmudu	39	23	7	2	1	0	6	19
8	COLLEY Salifu	21	5	8	1	1	6	0	9
9	MBYE Mansour	6	0	1	1	1	1	2	1
13	NJIE Haruna Rasid	67	29	20	1	4	5	8	27
16	JAWARA Bakary	78	19	0	0	0	18	41	24
20	BOJANG Adama	59	7	21	1	3	25	2	15
21	SANYANG Mamin	40	4	12	3	6	6	9	15
2	SOWE Ba Lamin	17	4	2	2	3	2	4	3
11	MARONG Modou Lamin	14	4	3	0	1	4	2	3
14	SAWANEH Muhamed	7	5	1	0	0	0	1	1
19	SINGHATEH Ebrima	33	7	11	0	0	6	9	19

## In Possession - Distributions



#	Player	Passes Attempted	Passes Completed	Pass Completion %	Switches of Play	Crosses Attempted	Crosses Completed	Line Breaks Attempted	Line Breaks Completed	Line Break Completion %	Ball Progressions	Take Ons	Step Ins	Attempts at Goal	Goals
12	RODRIGUEZ Randall	42	26	62%	0	0	0	15	5	33%	0	0	0	0	0
2	BOSELLI Sebastian	50	46	92%	0	0	0	11	8	72%	0	0	0	0	0
4	PONTE Mateo	48	38	79%	0	3	2	14	10	71%	3	1	2	0	0
5	DIAZ Fabricio	61	56	92%	0	3	1	11	9	81%	2	2	0	0	0
7	DUARTE Anderson	12	8	67%	0	0	0	2	1	50%	3	3	0	4	1
10	GONZALEZ Franco	22	19	86%	1	7	2	9	8	88%	3	0	3	3	0
11	DE LOS SANTOS Juan	12	9	75%	0	2	0	4	1	25%	1	1	0	2	0
13	MATTURRO Alan	41	29	71%	2	1	0	12	5	41%	4	2	2	0	0
14	GARCIA Damian	37	33	89%	0	0	0	6	6	100%	1	0	1	1	0
16	GONZALEZ Facundo	46	41	89%	0	0	0	6	3	50%	2	0	2	1	0
19	RODRIGUEZ Luciano	11	8	73%	0	0	0	2	1	50%	1	0	1	2	0
8	CHAGAS Rodrigo	5	3	60%	1	0	0	4	2	50%	0	0	0	0	0
15	SOSA Ignacio	24	21	88%	0	0	0	7	6	85%	2	1	1	0	0
18	HOMENCHENKO Santiago	2	1	50%	0	0	0	2	1	50%	0	0	0	0	0
20	SIRI Nicolas	6	5	83%	0	0	0	3	3	100%	1	0	1	0	0

# In Possession - Offers & Receptions

			Offer movement types						
#	Player	Total Offers	In Front	In Between	Out to In	In to Out	In Behind	No Movement	Offers Received
12	RODRIGUEZ Randall	10	0	0	0	0	0	10	6
2	BOSELLI Sebastian	3	1	0	0	0	1	1	1
4	PONTE Mateo	21	3	0	0	1	7	10	8
5	DIAZ Fabricio	24	9	2	0	1	8	4	10
7	DUARTE Anderson	54	2	13	3	0	36	0	12
10	GONZALEZ Franco	48	5	12	2	3	20	6	15
11	DE LOS SANTOS Juan	29	2	5	3	2	8	9	5
13	MATTURRO Alan	28	9	1	1	0	8	9	6
14	GARCIA Damian	3	1	1	0	1	0	0	2
16	GONZALEZ Facundo	0	0	0	0	0	0	0	0
19	RODRIGUEZ Luciano	18	0	10	0	0	7	1	4
8	CHAGAS Rodrigo	13	0	0	0	0	11	2	2
15	SOSA Ignacio	14	5	2	1	3	2	1	7
18	HOMENCHENKO Santiago	1	0	0	0	0	1	0	0
20	SIRI Nicolas	8	0	3	0	1	4	0	2

# INDIVIDUAL DATA OUT OF POSSESSION



Gambia v Uruguay

## Out of Possession



#	Player	Tackles Made / Won	Blocks	Interceptions	Pressing Direct	Pressing Indirect	Duels Won - Aerial	Duels Won - Physical	Possession Contests won	Clearances	Loose Ball Receptions	Pushing On	Pushing On into Pressing	Possession Regains	Possession Interrupted
1	DAMPHA Pa Ebou	0 / 0	0	0	0	0	0	0	0	1	8	0	0	10	1
3	SANYANG Sainey	2 / 0	1	3	6	16	2	0	3	1	6	21	11	8	1
4	SAINE Alagie	3 / 1	5	0	3	7	2	0	4	5	12	14	3	7	6
5	SAIDYKHAN Dembo	2 / 1	6	1	3	4	2	0	4	7	13	10	1	9	7
6	BAJO Mahmudu	6 / 0	2	1	8	26	0	0	2	2	12	28	9	5	2
8	COLLEY Salifu	2 / 0	1	0	5	24	1	0	2	0	0	17	10	1	2
9	MBYE Mansour	4 / 0	1	0	2	7	0	0	0	0	1	5	4	0	1
13	NJIE Haruna Rasid	0 / 0	1	0	0	27	0	0	2	0	12	20	11	1	0
16	JAWARA Bakary	1 / 1	0	1	1	9	0	0	0	4	4	14	5	4	2
20	BOJANG Adama	2 / 0	2	0	6	40	0	0	1	0	2	20	10	2	0
21	SANYANG Mamin	2 / 2	0	0	8	15	2	0	3	1	1	18	12	3	1
2	SOWE Ba Lamin	1 / 0	0	0	4	9	0	0	0	1	5	8	5	1	0
11	MARONG Modou Lamin	0 / 0	0	0	0	0	0	0	0	0	0	0	0	0	0
14	SAWANEH Muhamed	2 / 0	1	0	2	6	1	0	1	0	1	1	0	1	1
19	SINGHATEH Ebrima	1 / 0	0	0	2	8	2	1	3	0	1	8	3	0	0

## Out of Possession



#	Player	Tackles Made / Won	Blocks	Interceptions	Pressing Direct	Pressing Indirect	Duels Won - Aerial	Duels Won - Physical	Possession Contests won	Clearances	Loose Ball Receptions	Pushing On	Pushing On into Pressing	Possession Regains	Possession Interrupted
12	RODRIGUEZ Randall	0 / 0	0	0	0	0	0	0	0	0	4	0	0	7	0
2	BOSELLI Sebastian	3 / 2	4	2	3	6	2	0	2	12	1	14	6	9	9
4	PONTE Mateo	7 / 1	1	2	9	12	0	0	0	3	5	40	11	3	6
5	DIAZ Fabricio	4 / 2	3	1	8	37	3	0	4	4	12	35	11	8	2
7	DUARTE Anderson	2 / 1	0	0	7	48	0	0	1	1	4	31	18	2	1
10	GONZALEZ Franco	1 / 0	2	2	4	27	0	0	0	1	3	29	14	4	0
11	DE LOS SANTOS Juan	6 / 2	2	0	9	36	2	0	2	4	4	36	24	3	1
13	MATTURRO Alan	0 / 0	8	0	1	9	2	0	2	5	6	14	4	10	4
14	GARCIA Damian	2 / 0	3	0	4	20	3	0	3	3	6	23	8	2	7
16	GONZALEZ Facundo	3 / 2	2	1	5	8	1	0	1	2	3	2	1	5	1
19	RODRIGUEZ Luciano	0 / 0	1	0	2	14	2	0	2	0	1	14	11	1	0
8	CHAGAS Rodrigo	4 / 0	1	1	5	5	0	0	1	0	1	6	2	1	2
15	SOSA Ignacio	4 / 2	5	1	3	12	0	0	0	3	6	13	7	4	5
18	HOMENCHENKO Santiago	0 / 0	0	0	0	2	0	0	0	1	0	0	0	0	1
20	SIRI Nicolas	1 / 0	0	0	3	11	0	1	2	1	0	7	6	1	1



# INDIVIDUAL DATA PHYSICAL



Gambia v Uruguay

## Physical Data



#	Player	Total Distance (m)	Zone 1: 0-7 km/h (m)	Zone 2: 7-15 km/h (m)	Zone 3: 15-20 km/h (m)	Zone 4: 20-25 km/h (m)	Zone 5: 25+ km/h (m)	High Speed Runs (Zone 4)	Sprints (Zone 5)	Top Speed (km/h)
1	DAMPHA Pa Ebou	6146.1	4532.1	1254.4	292.6	67.6	0	32	8	26.2
3	SANYANG Sainey	12269.6	3900.5	5587.6	1560.7	955.8	263.8	144	74	32.3
4	SAINE Alagie	10404.3	4183.6	4633.0	1027.9	387.0	172.7	105	37	32.9
5	SAIDYKHAN Dembo	9814.7	4493.2	4021.1	810.7	357.3	132.5	77	32	31.4
6	BAJO Mahmudu	11713.1	4085.5	5192.4	1731.2	576.3	127.7	145	49	30.9
8	COLLEY Salifu	8286.7	2707.3	3796.1	1178.4	566.8	38.1	105	42	32.0
9	MBYE Mansour	1790.1	527.2	774.9	318.1	151.3	18.4	30	12	29.0
13	NJIE Haruna Rasid	10091.2	2960.8	5360.4	1343.1	356.2	70.6	103	30	28.7
16	JAWARA Bakary	10288.9	3774.0	3959.2	1605.1	693.5	257.2	130	50	31.6
20	BOJANG Adama	10466.9	3840.3	4202.5	1537.6	677.2	209.3	140	72	29.9
21	SANYANG Mamin	7816.6	2721.0	3197.0	1172.5	447.9	278.3	102	37	33.7
2	SOWE Ba Lamin	4616.2	1307.8	2117.4	719.7	440.4	31.4	57	27	28.8
11	MARONG Modou Lamin	1393.6	421.2	643.7	168.4	101.7	58.7	16	10	30.5
14	SAWANEH Muhamed	1935.7	485.9	992.8	279.1	177.9	0	25	11	25.3
19	SINGHATEH Ebrima	4454.4	1556.4	1891.8	639.2	272.2	94.9	61	23	31.5

## Physical Data



#	Player	Total Distance (m)	Zone 1: 0-7 km/h (m)	Zone 2: 7-15 km/h (m)	Zone 3: 15-20 km/h (m)	Zone 4: 20-25 km/h (m)	Zone 5: 25+ km/h (m)	High Speed Runs (Zone 4)	Sprints (Zone 5)	Top Speed (km/h)
12	RODRIGUEZ Randall	5132.8	4007.2	989.6	136.0	0	0	17	0	20.5
2	BOSELLI Sebastian	10358.1	4586.6	4700.5	792.4	233.1	45.6	79	16	28.0
4	PONTE Mateo	10956.3	4415.4	4724.3	819.5	661.8	336.4	85	53	33.9
5	DIAZ Fabricio	10942.8	3978.8	5052.3	1271.6	529.6	110.5	111	41	29.9
7	DUARTE Anderson	9207.5	2917.9	3833.1	1431.8	877.5	146.4	125	63	32.6
10	GONZALEZ Franco	11426.2	3670.1	4855.0	1346.0	1053.5	501.6	127	77	32.4
11	DE LOS SANTOS Juan	8521.9	3485.5	3124.1	1167.5	652.8	91.2	100	55	31.6
13	MATTURRO Alan	10561.2	4273.1	4268.8	1322.3	447.8	249.2	106	35	31.5
14	GARCIA Damian	6943.8	2240.1	3391.4	1002.0	284.7	25.7	73	22	26.4
16	GONZALEZ Facundo	9176.9	4263.6	3866.2	822.2	165.2	59.6	79	16	29.9
19	RODRIGUEZ Luciano	5377.6	1683.2	2633.4	664.7	282.3	113.5	62	25	32.7
8	CHAGAS Rodrigo	3274.7	814.1	1317.4	563.6	353.3	226.0	49	22	30.8
15	SOSA Ignacio	4677.0	1398.9	1986.8	881.1	298.9	111.3	72	23	29.9
18	HOMENCHENKO Santiago	789.4	189.3	353.9	114.9	94.4	36.9	12	8	29.1
20	SIRI Nicolas	2788.9	960.8	1035.2	408.3	247.9	136.7	35	16	32.6

