



FIFA
U-20 WORLD CUP
ARGENTINA 2023



Colombia 5 - 1 Slovakia

Round of 16 - Match 42


31 May 2023

14:30 Kick Off

Estadio San Juan del Bicentenario

POST MATCH SUMMARY REPORT

Match Summary - Teams

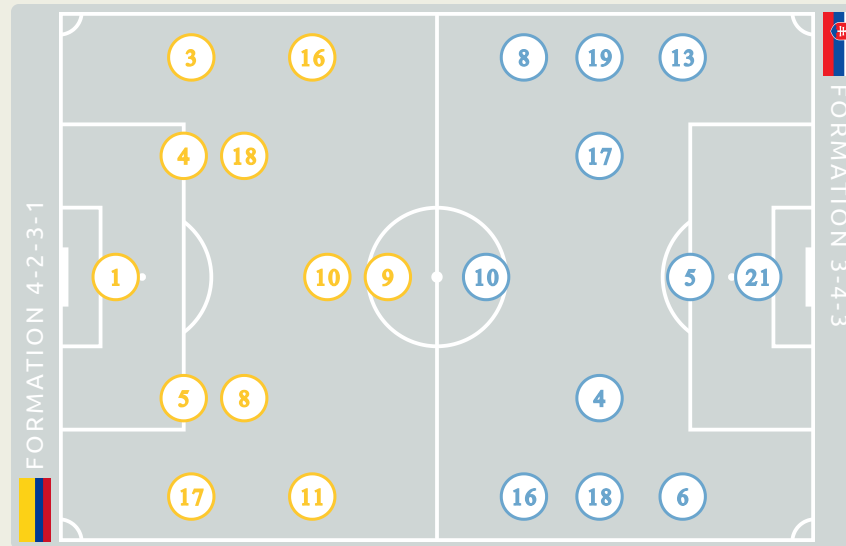


STARTING

1	GK	MARQUINEZ Luis	
3	DF	OCAMPO Edier	↓ 69'
4	DF	ALVAREZ Fernando	
5	DF	MANTILLA Kevin	
8	MF	PUERTA Gustavo (C)	↓ 64'
9	FW	ANGEL Tomas	⚽ 52' ⚽ 63' ↓ 64'
10	MF	ASPRILLA Yaser	⚽ 50'
11	MF	MANYOMA Alexis	↓ 70'
16	MF	CORTES Oscar	⚽ 48' ⚽ 90+4'
17	DF	SALAZAR Andres	
18	MF	TORRES Jhojan	↓ 64'

SUBSTITUTES

12	GK	CASTILLO Juan	
21	GK	ROJAS Alexei	
2	DF	PEDROZO Daniel	
6	MF	VELEZ Jhon	↑ 64'
7	FW	CABEZAS HURTADO Jorge	↑ 64'
13	MF	CASTILLA Juan	↑ 64'
14	DF	PALACIOS Julian	↑ 69'
15	DF	TANTON Devan	
19	MF	MONSALVE Miguel	↑ 70'
20	MF	LUNA Daniel	



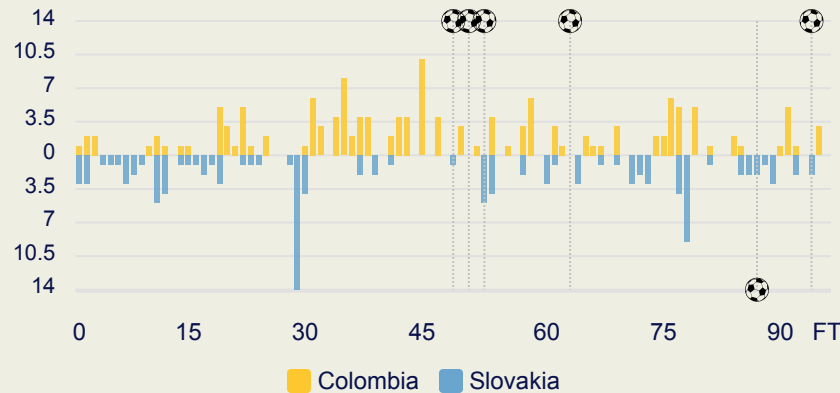
STARTING

	DANKO Adam	GK	21	
↓ 81'	MURGAS Jan	MF	4	
	OVSONKA David	DF	5	
	KOSA Sebastian	DF	6	
	GAJDOS Artur	MF	8	
⚽ 87'	(C) JAMBOR Timotej	FW	10	
↓ 71'	UJLAKY Marek	DF	13	
↓ 60'	SAUER Leo	FW	16	
19'	SNAJDER Dominik	MF	17	
	SIKULA Nicolas	DF	18	
↓ 81'	KOPASEK Samuel	DF	19	

SUBSTITUTES

	BELANIK Samuel	GK	1	
	HRDINA Adam	GK	12	
↑ 81'	MICUDA Simon	DF	2	
	BAGIN Samuel	DF	3	
	CSOKA Balint	FW	7	
	GRIGER Adam	FW	9	
↑ 71'	GAZI Adam	FW	11	
↑ 81'	SZOLGAI Mate	MF	14	
↑ 60'	MARCELLI Nino	FW	15	
	SAUER Mario	MF	20	

Distribution in the Final Third



Match Summary - Key Statistics



Possession

Total	42.4%	10.5%	47.1%	Total
5	Goals			1
22 (9)	Attempts at Goal (On Target)			6 (3)
488 (413)	Total Passes (Complete)			509 (425)
85 %	Pass Completion %			83 %
101	Completed Line Breaks			96
18	Defensive Line Breaks			4
123	Receptions in the Final Third			78
21	Crosses			13
23	Ball Progressions			22
282 (73)	Defensive Pressures Applied (Direct Pressures)			282 (54)
90	Forced Turnovers			77
77	Second Balls			75
111 km	Total Distance Covered			120 km
7.3 km	Zone 4 – Low Speed Sprinting: 20-25km/h			6.5 km



Colombia

Phases of Play

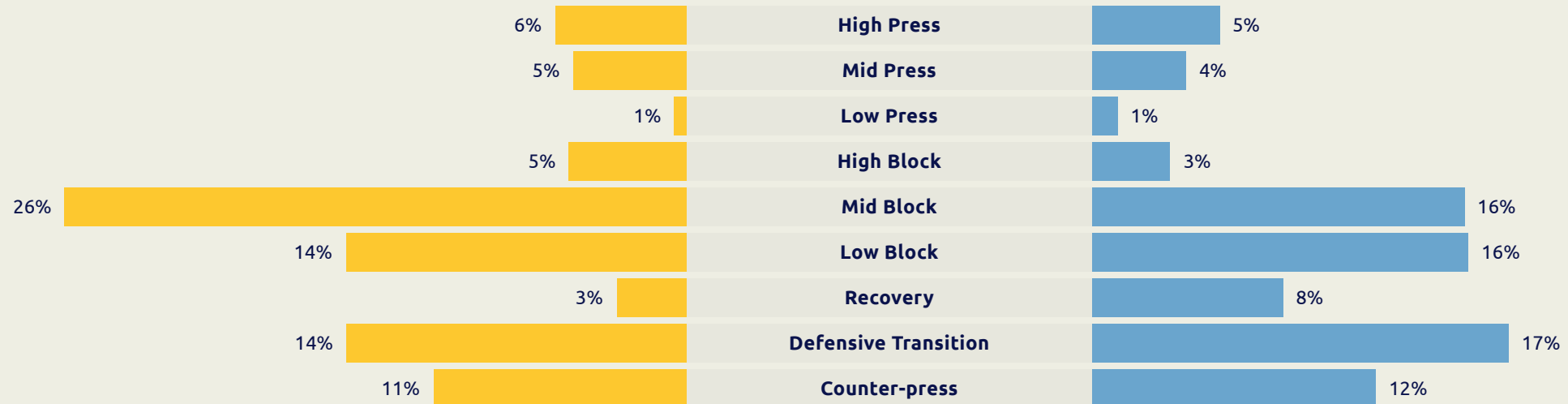
Slovakia



IN POSSESSION



OUT OF POSSESSION



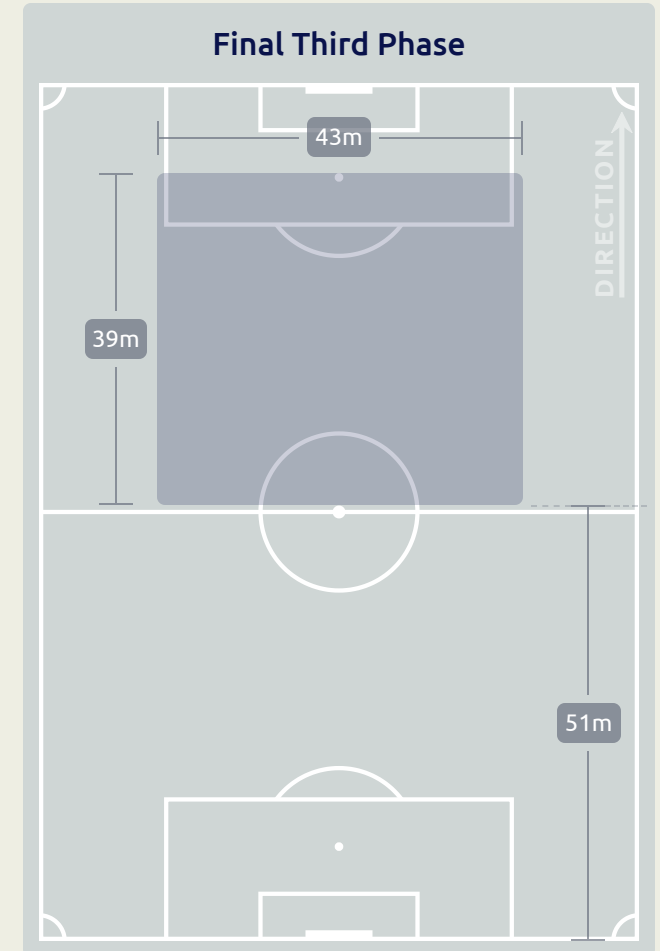
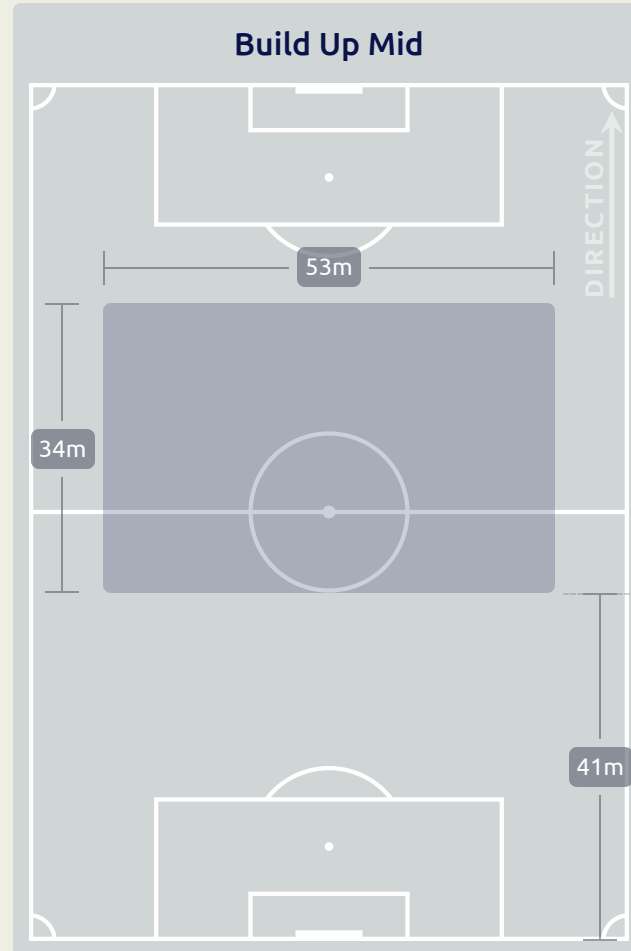
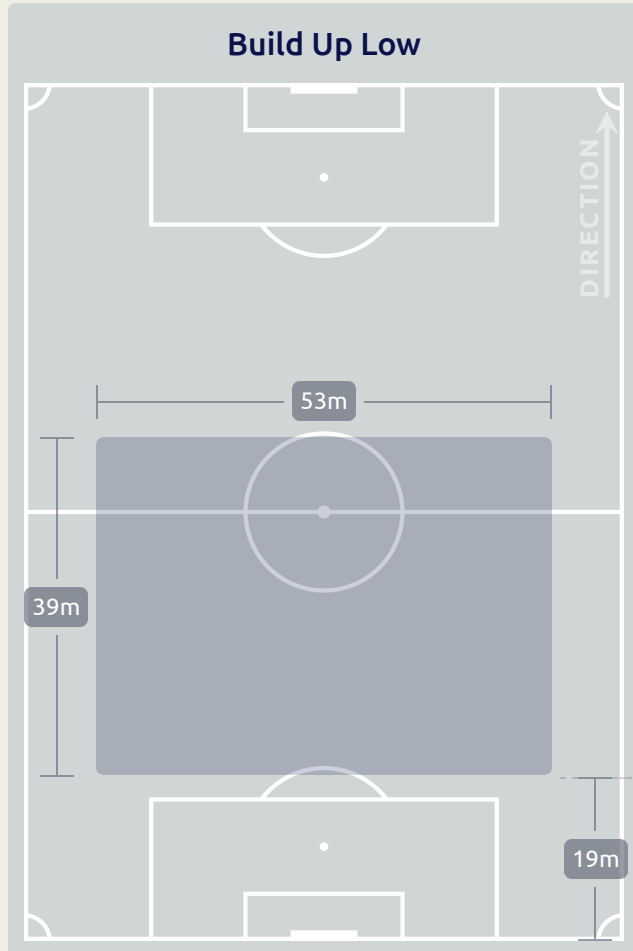
IN POSSESSION



Colombia v Slovakia

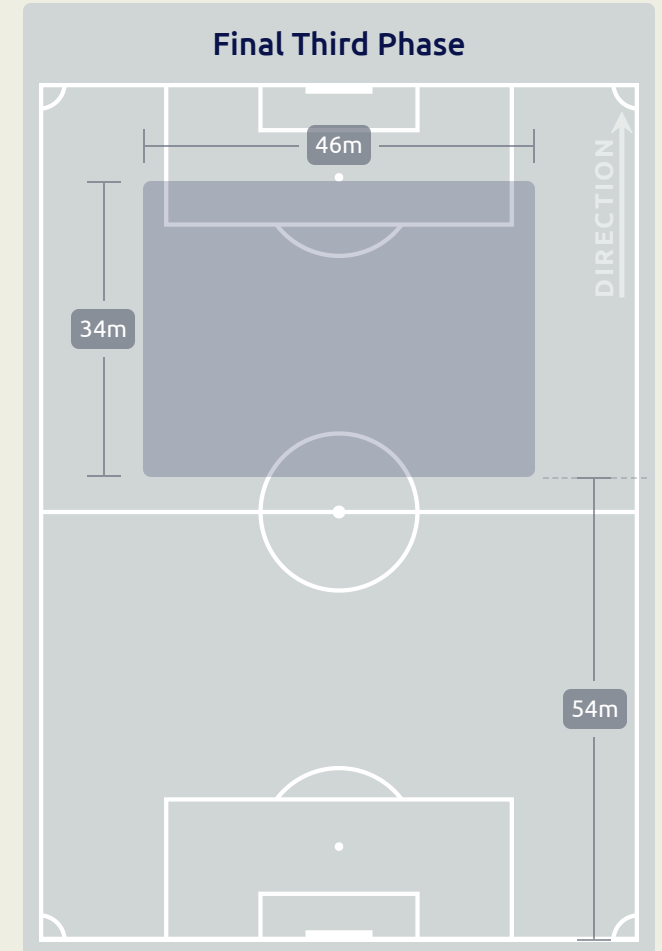
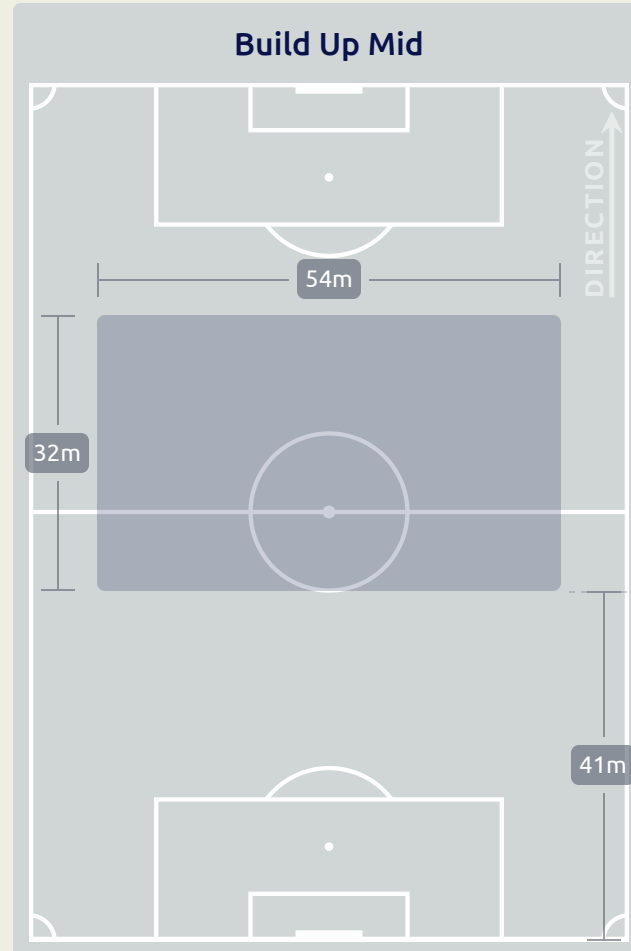
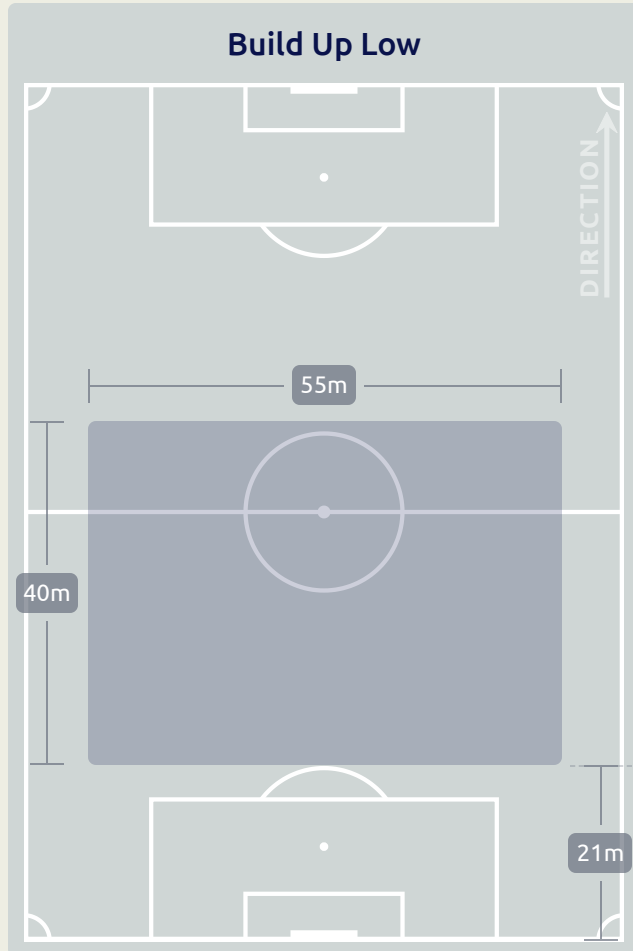


In Possession Line Height & Team Length





In Possession Line Height & Team Length



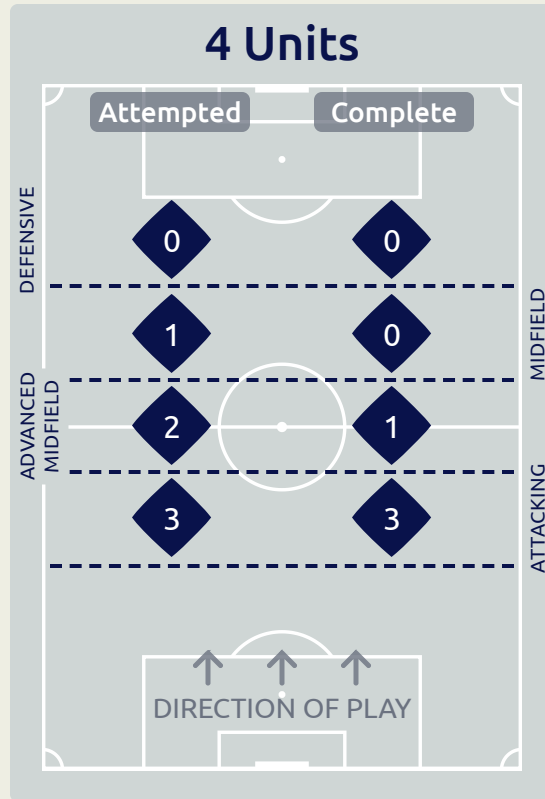
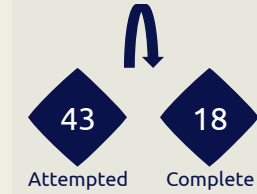
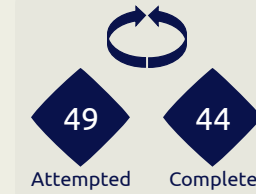
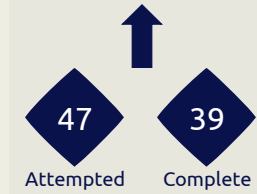
Line Breaks



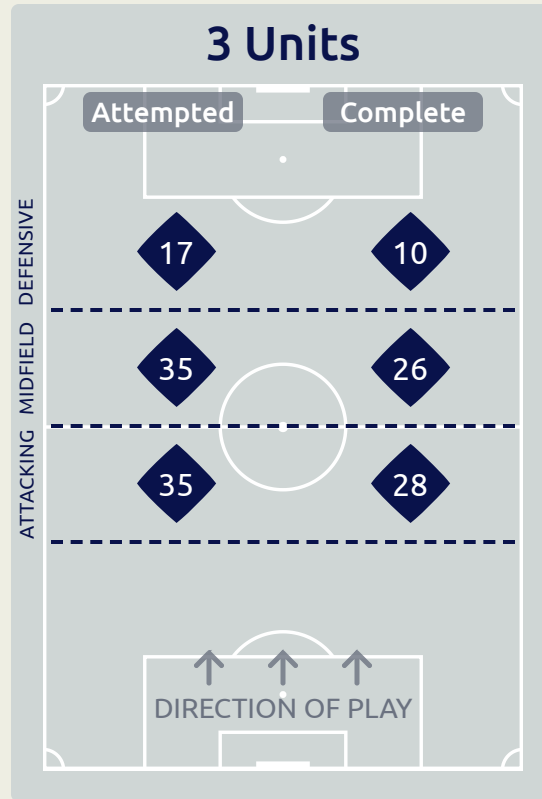
Colombia

Attempted Line Breaks

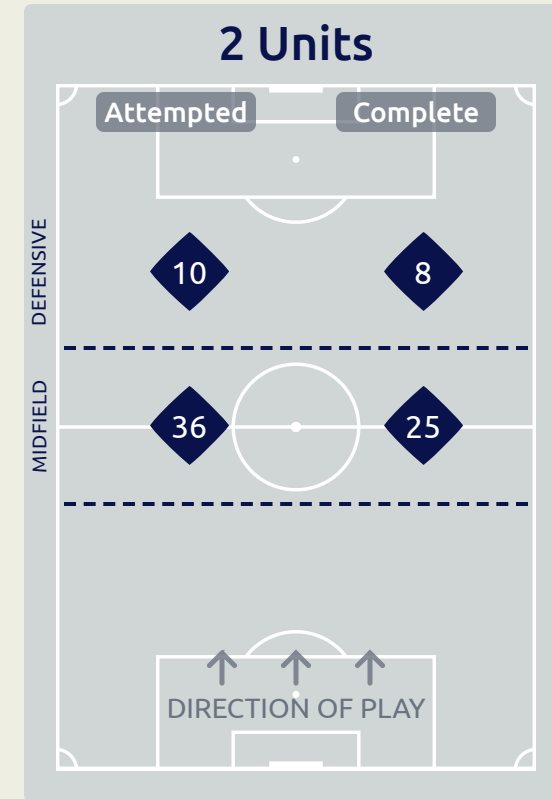
139



Attempted Line Breaks	6
Inside Shape	3
Outside Shape	3



Attempted Line Breaks	87
Inside Shape	54
Outside Shape	33



Attempted Line Breaks	46
Inside Shape	29
Outside Shape	17

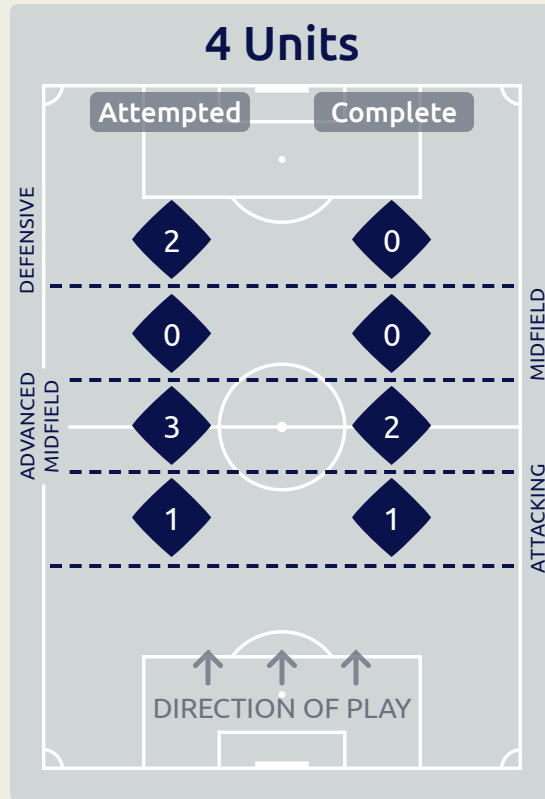
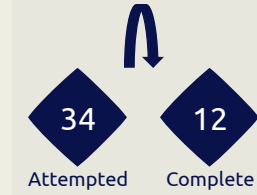

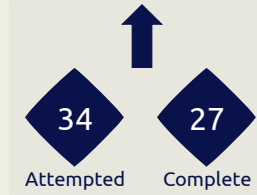
Line Breaks



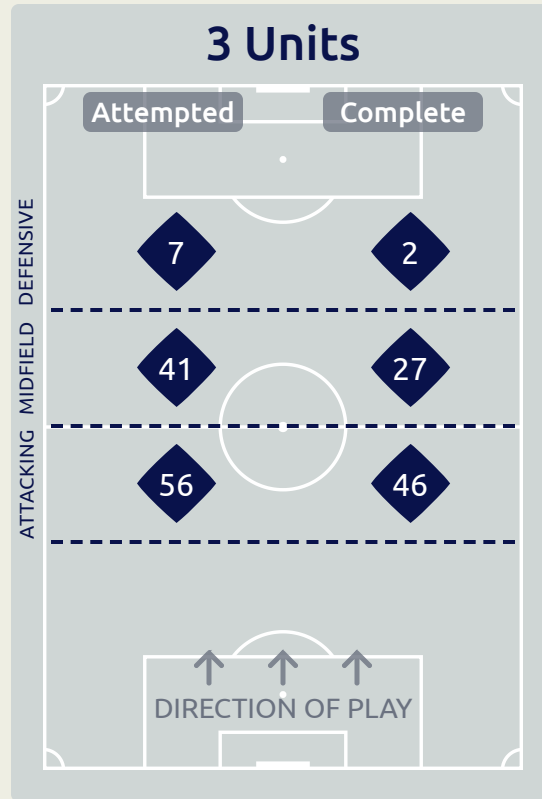
Slovakia

Attempted Line Breaks

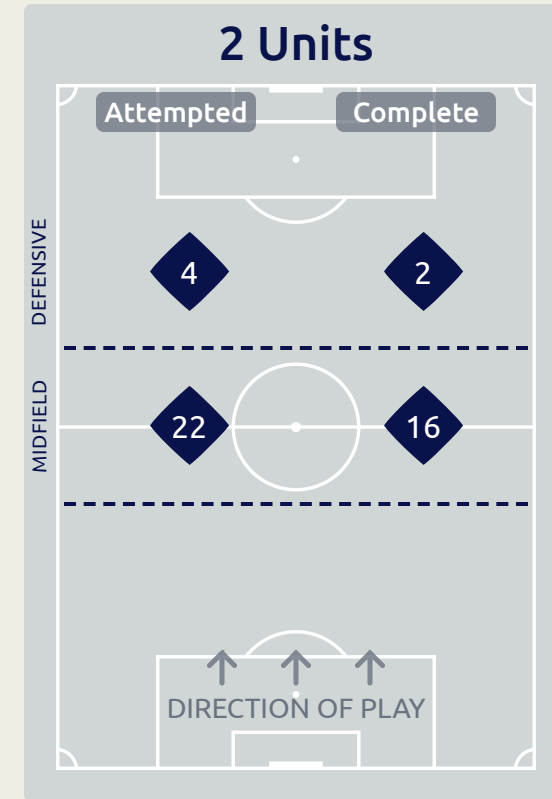
136



Attempted Line Breaks	6
Inside Shape	4
Outside Shape	2



Attempted Line Breaks	104
Inside Shape	52
Outside Shape	52



Attempted Line Breaks	26
Inside Shape	14
Outside Shape	12

Line Breaks



					4 Units				3 Units			2 Units		Direction			Distribution Type		
#	Player	Line Breaks Attempted	Line Breaks Completed	Line Break Completion %	Attacking Line	Attacking Midfield Line	Midfield Line	Defensive Line	Attacking Line	Midfield Line	Defensive Line	Midfield Line	Defensive Line	Through	Around	Over	Pass	Cross	Ball Progression
1	MARQUINEZ Luis	9	5	55%	0	0	1	0	2	5	0	1	0	3	0	6	9	0	0
3	OCAMPO Edier	16	10	62%	0	0	0	0	3	5	2	5	1	4	3	9	15	1	0
4	ALVAREZ Fernando	14	8	57%	1	1	0	0	6	3	1	2	0	4	5	5	14	0	0
5	MANTILLA Kevin	9	6	66%	1	0	0	0	4	2	0	2	0	2	5	2	9	0	0
8	PUERTA Gustavo	14	12	85%	0	0	0	0	4	4	0	4	2	1	9	4	13	1	0
9	ANGEL Tomas	1	0	0%	0	0	0	0	0	0	1	0	0	1	0	0	1	0	0
10	ASPRILLA Yaser	11	7	63%	0	0	0	0	1	4	2	4	0	4	4	3	10	1	0
11	MANYOMA Alexis	2	1	50%	0	0	0	0	1	1	0	0	0	1	0	1	2	0	0
16	CORTES Oscar	20	19	95%	0	0	0	0	4	4	7	2	3	11	8	1	16	0	4
17	SALAZAR Andres	13	10	76%	0	0	0	0	5	2	1	3	2	3	6	4	12	1	0
18	TORRES Jhojan	12	11	91%	1	0	0	0	2	1	0	8	0	3	6	3	11	0	1
6	VELEZ Jhon	3	2	66%	0	0	0	0	1	0	1	1	0	2	0	1	3	0	0
7	CABEZAS HURTADO Jorge	0	0	0%	0	0	0	0	0	0	0	0	0	0	0	0	0	0	0
13	CASTILLA Juan	5	3	60%	0	1	0	0	0	2	2	0	0	1	2	2	5	0	0
14	PALACIOS Julian	4	3	75%	0	0	0	0	2	0	0	1	1	2	0	2	3	0	1
19	MONSALVE Miguel	6	4	66%	0	0	0	0	0	2	0	3	1	5	1	0	5	0	1

Line Breaks



					4 Units				3 Units			2 Units		Direction			Distribution Type		
#	Player	Line Breaks Attempted	Line Breaks Completed	Line Break Completion %	Attacking Line	Attacking Midfield Line	Midfield Line	Defensive Line	Attacking Line	Midfield Line	Defensive Line	Midfield Line	Defensive Line	Through	Around	Over	Pass	Cross	Ball Progression
21	DANKO Adam	11	1	9%	0	0	0	1	5	3	0	2	0	1	0	10	11	0	0
4	MURGAS Jan	5	5	100%	0	0	0	0	0	3	0	1	1	1	3	1	5	0	0
5	OVSONKA David	13	8	61%	0	0	0	0	4	4	1	3	1	3	5	5	13	0	0
6	KOSA Sebastian	40	38	95%	0	2	0	0	28	7	0	3	0	14	23	3	39	0	1
8	GAJDOS Artur	11	9	81%	0	0	0	1	3	3	1	3	0	3	6	2	10	1	0
10	JAMBOR Timotej	1	0	0%	0	0	0	0	0	1	0	0	0	0	1	0	1	0	0
13	UJLAKY Marek	11	10	90%	0	0	0	0	7	4	0	0	0	2	8	1	10	0	1
16	SAUER Leo	2	1	50%	0	0	0	0	0	2	0	0	0	1	1	0	2	0	0
17	SNAJDER Dominik	10	5	50%	0	1	0	0	2	4	0	3	0	2	4	4	8	1	1
18	SIKULA Nicolas	11	6	54%	0	0	0	0	4	1	1	4	1	1	6	4	10	1	0
19	KOPASEK Samuel	8	5	62%	1	0	0	0	0	5	1	1	0	3	2	3	7	1	0
2	MICUDA Simon	5	3	60%	0	0	0	0	2	2	1	0	0	0	4	1	4	0	1
11	GAZI Adam	3	2	66%	0	0	0	0	0	0	1	2	0	2	1	0	2	0	1
14	SZOLGAI Mate	0	0	0%	0	0	0	0	0	0	0	0	0	0	0	0	0	0	0
15	MARCELLI Nino	5	3	60%	0	0	0	0	1	2	1	0	1	1	4	0	4	0	1



Passing Networks

#	Passes From ↓ to →	MARQUINEZ Luis	OCAMPO Edier	ALVAREZ Fernando	MANTILLA Kevin	PUERTA Gustavo	ANGEL Tomas	ASPRILLA Yaser	MANYOMA Alexis	CORTES Oscar	SALAZAR Andres	TORRES Jhojan	VELEZ Jhon	CABEZAS HURTADO Jorge	CASTILLA Juan	PALACIOS Julian	MONSALVE Miguel
1	MARQUINEZ Luis		1	6	5	4	0	1	1	2	2	2	0	0	0	0	0
3	OCAMPO Edier	0		0	1	5	4	2	6	1	0	4	2	0	0	0	0
4	ALVAREZ Fernando	6	0		5	3	0	1	1	3	10	1	1	0	0	2	0
5	MANTILLA Kevin	9	5	4		1	0	0	1	3	4	3	0	0	0	1	1
8	PUERTA Gustavo	1	8	5	6		2	7	4	0	4	4	0	0	0	0	0
9	ANGEL Tomas	0	2	0	0	0		2	2	2	1	0	0	0	0	0	0
10	ASPRILLA Yaser	0	0	2	1	3	1		1	10	3	3	4	2	3	2	1
11	MANYOMA Alexis	0	8	1	2	5	0	1		2	0	2	0	0	0	0	0
16	CORTES Oscar	0	1	2	1	5	1	9	3		7	2	1	5	2	0	1
17	SALAZAR Andres	2	1	8	0	1	0	4	0	5		1	2	0	3	0	2
18	TORRES Jhojan	2	5	2	3	0	1	6	0	2	1		0	0	0	0	0
6	VELEZ Jhon	2	0	6	1	0	0	4	1	1	3	0		1	1	0	1
7	CABEZAS HURTADO Jorge	0	0	0	0	0	0	2	0	0	0	0	2		1	0	2
13	CASTILLA Juan	0	0	1	1	0	0	0	0	1	3	0	3	1		1	1
14	PALACIOS Julian	0	0	0	1	0	0	4	0	0	0	0	1	1	1		1
19	MONSALVE Miguel	0	0	0	1	0	0	1	0	1	3	0	5	1	2	2	

Top 5 Player to Player Passers		
Player	Passed To	% of Total Team Passes
ALVAREZ Fernando	SALAZAR Andres	2.6%
ASPRILLA Yaser	CORTES Oscar	2.6%
MANTILLA Kevin	MARQUINEZ Luis	2.3%
CORTES Oscar	ASPRILLA Yaser	2.3%

PUERTA Gustavo	OCAMPO Edier	2.1%
----------------	--------------	------

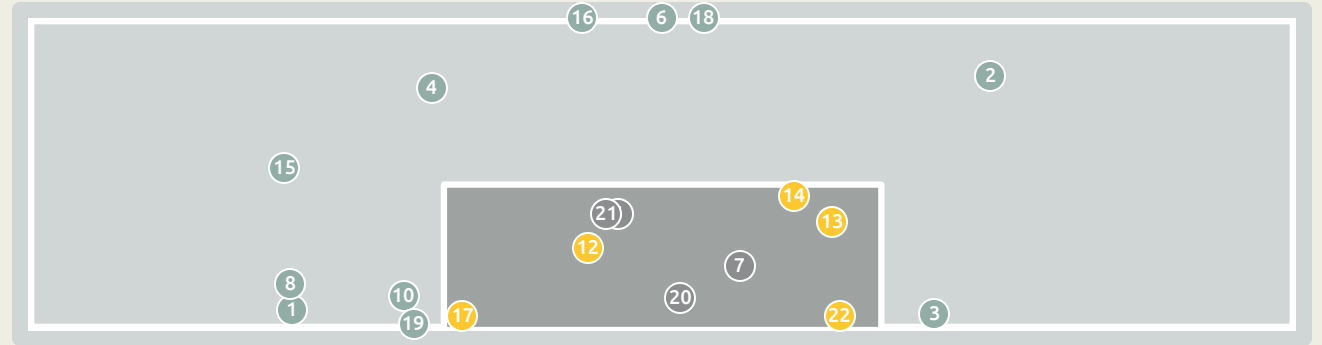
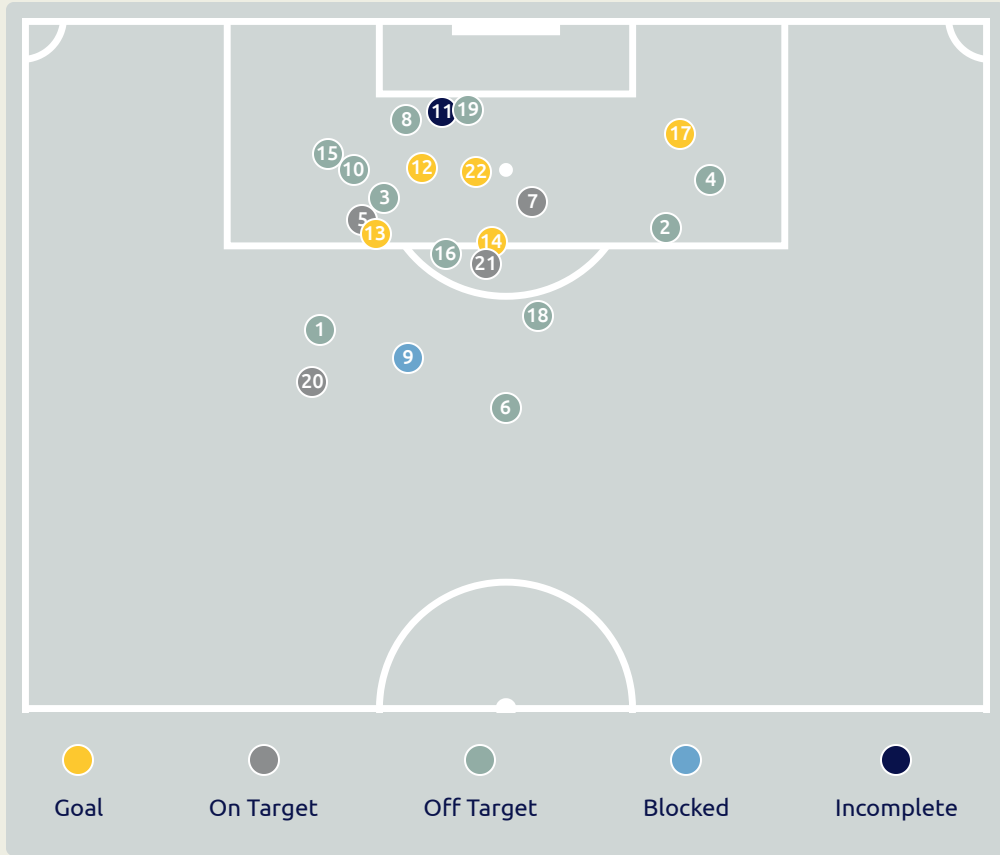
Passing Networks








#	Passes From ↓ to →	DANKO Adam	MURGAS Jan	OVSONKA David	KOSA Sebastian	GAJDOS Artur	JAMBOR Timotej	UJLAKY Marek	SAUER Leo	SNAJDER Dominik	SIKULA Nicolas	KOPASEK Samuel	MICUDA Simon	GAZI Adam	SZOLGAI Mate	MARCELLI Nino
21	DANKO Adam		0	8	20	0	0	9	0	2	3	0	2	0	0	0
4	MURGAS Jan	0		2	4	4	1	2	2	0	4	3	0	0	0	0
5	OVSONKA David	6	5		20	5	1	6	2	6	1	6	3	0	0	1
6	KOSA Sebastian	16	4	12		5	2	11	5	6	15	4	1	0	0	2
8	GAJDOS Artur	1	5	3	4		0	3	1	1	6	5	1	1	0	2
10	JAMBOR Timotej	0	1	6	0	3		0	0	2	1	1	0	2	0	0
13	UJLAKY Marek	7	0	5	12	2	0		0	0	0	5	0	0	0	0
16	SAUER Leo	0	0	0	4	2	0	0		0	2	0	0	0	0	0
17	SNAJDER Dominik	3	2	1	6	3	2	1	0		3	3	1	1	0	0
18	SIKULA Nicolas	1	0	5	17	1	1	0	2	1		2	0	0	0	1
19	KOPASEK Samuel	2	4	4	1	4	1	3	1	2	0		0	1	0	1
2	MICUDA Simon	0	0	2	0	0	0	0	0	0	0	0		2	0	2
11	GAZI Adam	0	0	1	0	2	0	0	0	0	0	0	0		0	0
14	SZOLGAI Mate	0	0	0	0	0	0	0	0	0	0	0	0	0		0
15	MARCELLI Nino	1	0	0	3	0	0	0	0	0	1	1	0	1	0	

Top 5 Player to Player Passers		
Player	Passed To	% of Total Team Passes
DANKO Adam	KOSA Sebastian	4.9%
OVSONKA David	KOSA Sebastian	4.9%
SIKULA Nicolas	KOSA Sebastian	4.2%
KOSA Sebastian	DANKO Adam	3.9%
KOSA Sebastian	SIKULA Nicolas	3.7%

Attempts at Goal



Key	Outcome	Shots
	Goals	5
	On Target	4
	Off Target	11
	Blocked	1
	Incomplete	1

Attempts at Goal

Colombia



Time	Player	Outcome	Body Part	Delivery Type
22	8 PUERTA Gustavo	Off Target	Right Foot	Pass
23	3 OCAMPO Edier	Off Target	Right Foot	Pass
27	9 ANGEL Tomas	Off Target	Left Foot	Loose Ball
31	11 MANYOMA Alexis	Off Target	Left Foot	Pass
32	5 MANTILLA Kevin	On Target - Saved	Right Foot	Loose Ball
33	18 TORRES Jhojan	Off Target	Right Foot	Loose Ball
36	8 PUERTA Gustavo	On Target - Saved	Left Foot	Pass
42	10 ASPRILLA Yaser	Deflected Off Target - Defensive Event	Left Foot	Pass
45	17 SALAZAR Andres	Incomplete - Blocked	Left Foot	Pass
46	10 ASPRILLA Yaser	Off Target - Saved	Left Foot	Cross
46	9 ANGEL Tomas	Incomplete	Head	Cross
47	16 CORTES Oscar	On Target - Goal	Right Foot	Interception
49	10 ASPRILLA Yaser	On Target - Goal	Right Foot	Pass
51	9 ANGEL Tomas	On Target - Goal	Left Foot	Pass
53	8 PUERTA Gustavo	Off Target	Left Foot	Pass
57	11 MANYOMA Alexis	Deflected Off Target - Defensive Event	Right Foot	Pass
62	9 ANGEL Tomas	On Target - Goal	Left Foot	Pass


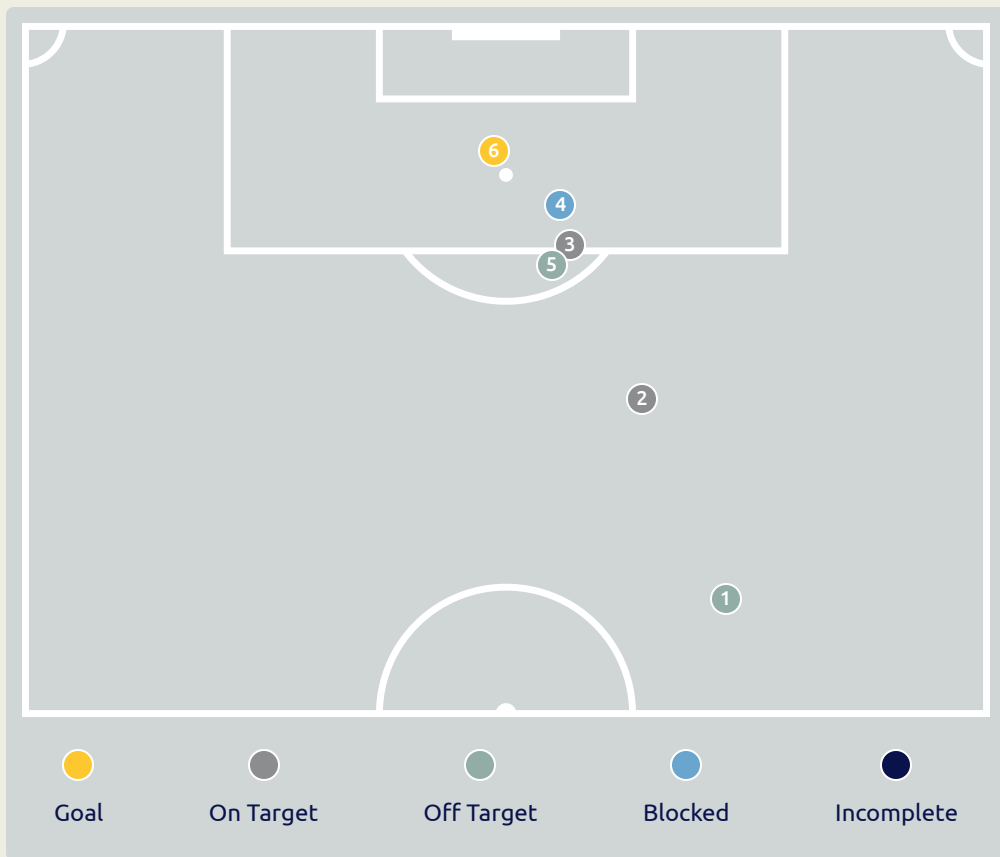
Attempts at Goal

Colombia

Time	Player	Outcome	Body Part	Delivery Type
65	7 CABEZAS HURTADO Jorge	Off Target	Left Foot	Pass
75	13 CASTILLA Juan	Off Target	Left Foot	Pass
81	17 SALAZAR Andres	On Target - Saved	Left Foot	Pass
89	7 CABEZAS HURTADO Jorge	On Target - Saved	Left Foot	Loose Ball
93	16 CORTES Oscar	On Target - Goal	Right Foot	Ball Progression



Attempts at Goal



Key	Outcome	Shots
●	Goals	1
●	On Target	2
●	Off Target	2
●	Blocked	1
●	Incomplete	0

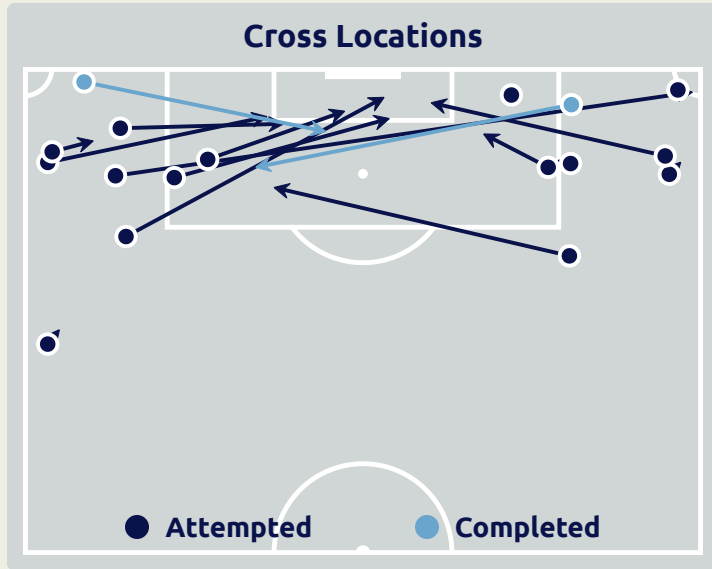
Attempts at Goal

Slovakia

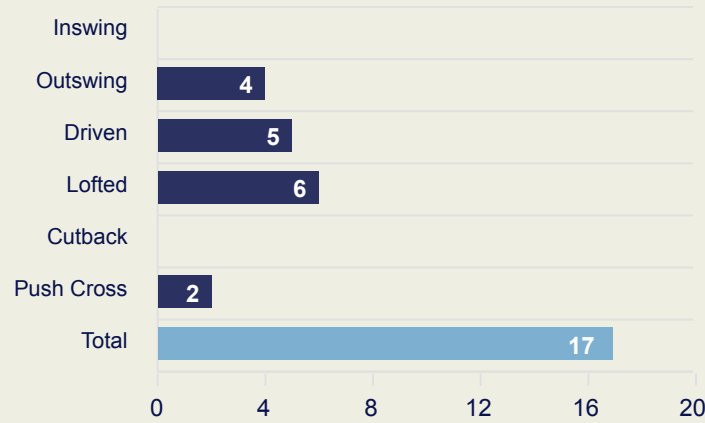


Time	Player	Outcome	Body Part	Delivery Type
5	17 SNAJDER Dominik	Off Target	Right Foot	Interception
29	19 KOPASEK Samuel	On Target - Saved	Right Foot	Pass
60	4 MURGAS Jan	Deflected On Target - Saved	Right Foot	Pass
73	4 MURGAS Jan	Incomplete - Blocked	Right Foot	Cross
73	5 OVSONKA David	Deflected Off Target - Defensive Event	Left Foot	Loose Ball
86	10 JAMBOR Timotej	On Target - Goal	Head	Cross

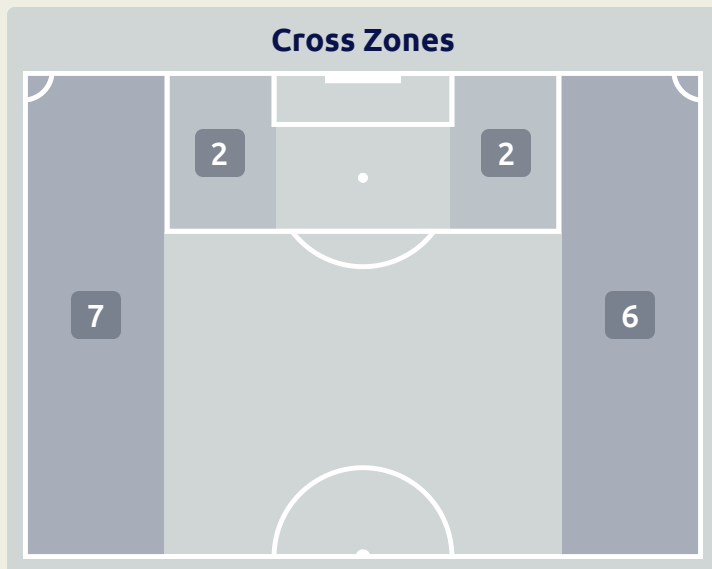
Crosses (Open Play)



Delivery Type



#	Player	Inswing	Outswing	Driven	Lofted	Cutback	Push Cross	Total Attempted
1	MARQUINEZ Luis	0	0	0	0	0	0	0
3	OCAMPO Edier	0	2	0	2	0	0	4
4	ALVAREZ Fernando	0	0	0	0	0	0	0
5	MANTILLA Kevin	0	0	0	0	0	0	0
8	PUERTA Gustavo	0	1	0	0	0	0	1
9	ANGEL Tomas	0	0	0	0	0	0	0
10	ASPRILLA Yaser	0	0	1	1	0	0	2
11	MANYOMA Alexis	0	0	0	1	0	1	2
16	CORTES Oscar	0	1	1	0	0	0	2
17	SALAZAR Andres	0	0	2	2	0	1	5
18	TORRES Jhojan	0	0	0	0	0	0	0
6	VELEZ Jhon	0	0	0	0	0	0	0
7	CABEZAS HURTADO Jorge	0	0	0	0	0	0	0
13	CASTILLA Juan	0	0	1	0	0	0	1
14	PALACIOS Julian	0	0	0	0	0	0	0
19	MONSALVE Miguel	0	0	0	0	0	0	0



Attempted

17

Completed

2

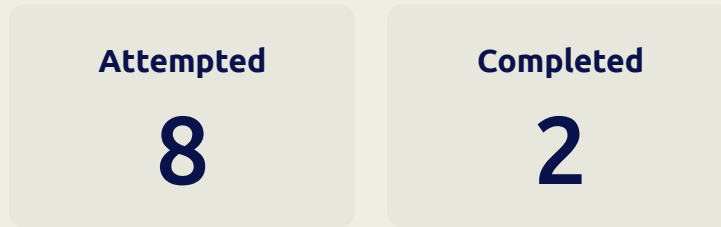
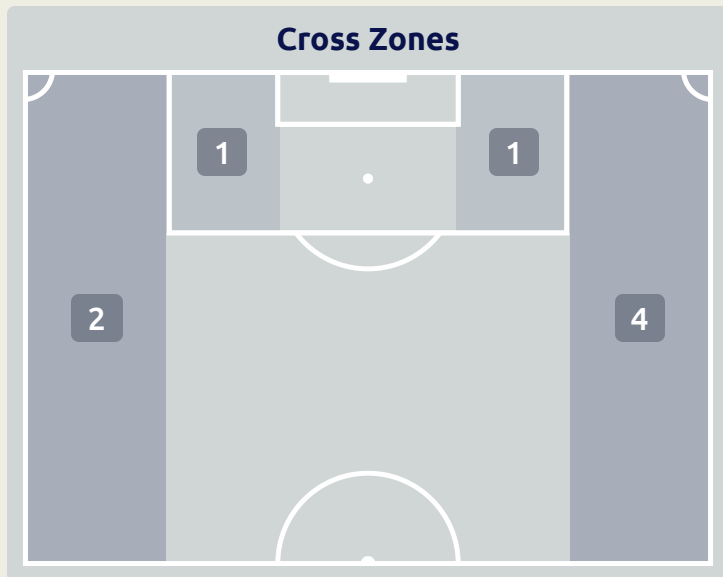
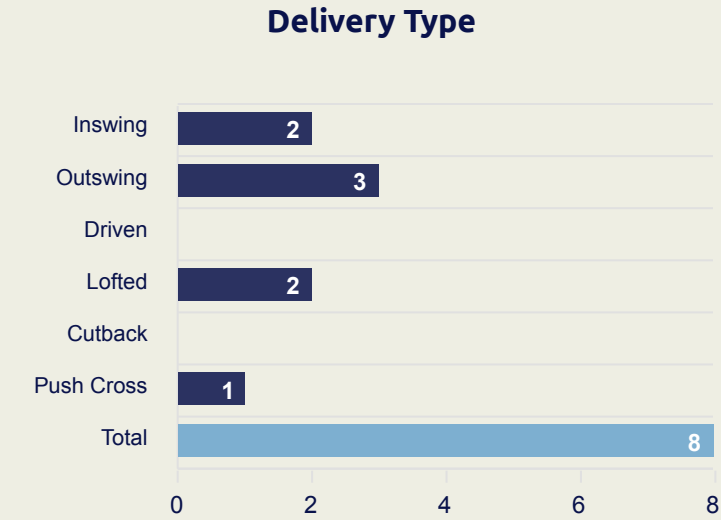
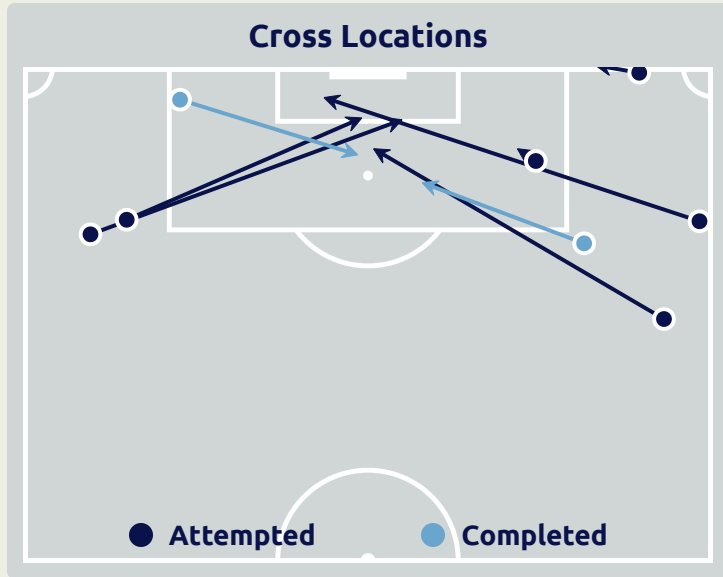
Most Crosses Attempted

5

SALAZAR Andres
RIGHT BACK



Crosses (Open Play)



#	Player	Inswing	Outswing	Driven	Lofted	Cutback	Push Cross	Total Attempted
21	DANKO Adam	0	0	0	0	0	0	0
4	MURGAS Jan	0	0	0	0	0	0	0
5	OVSONKA David	0	0	0	0	0	0	0
6	KOSA Sebastian	0	0	0	0	0	0	0
8	GAJDOS Artur	0	1	0	0	0	0	1
10	JAMBOR Timotej	0	0	0	0	0	0	0
13	UJLAKY Marek	0	0	0	0	0	0	0
16	SAUER Leo	0	0	0	0	0	0	0
17	SNAJDER Dominik	0	0	0	0	0	1	1
18	SIKULA Nicolas	1	0	0	1	0	0	2
19	KOPASEK Samuel	0	1	0	0	0	0	1
2	MICUDA Simon	0	0	0	0	0	0	0
11	GAZI Adam	0	0	0	1	0	0	1
14	SZOLGAI Mate	0	0	0	0	0	0	0
15	MARCELLI Nino	1	1	0	0	0	0	2

Offering to Receive

453
Total Offers Made

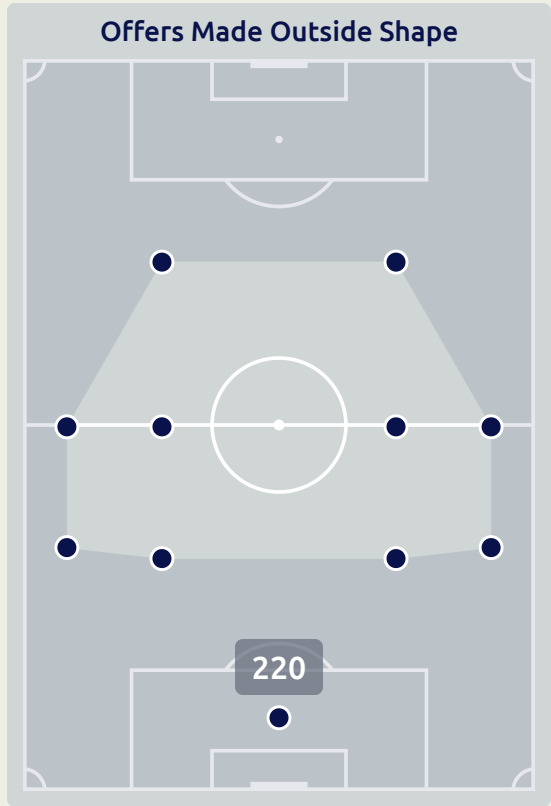
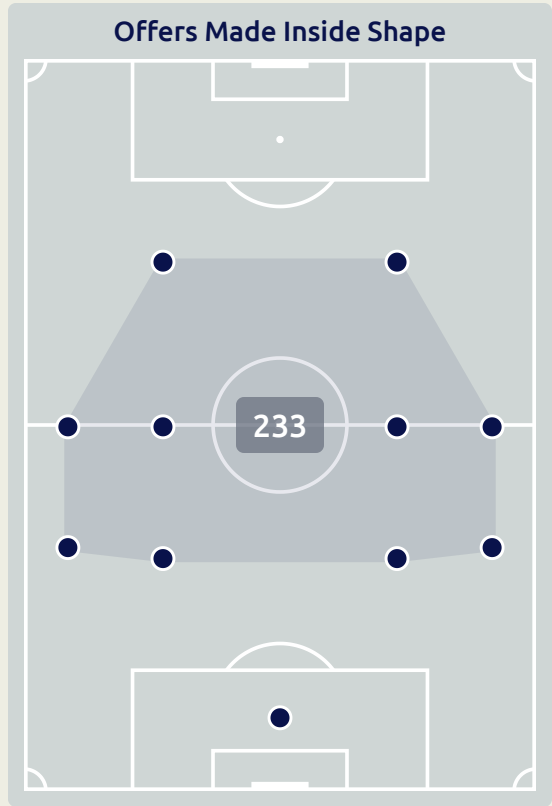
163
Total Offers Received

Most Offers
72
CORTES Oscar
ATTACKING MIDFIELD LEFT

209
Offers Made in Final Third

189
Offers Made in Middle Third

55
Offers Made in Defensive Third



#	Player	Offers Made	Offers Received	% Made & Received
1	MARQUINEZ Luis	0	0	0%
3	OCAMPO Edier	25	10	40%
4	ALVAREZ Fernando	8	4	50%
5	MANTILLA Kevin	18	8	44.4%
8	PUERTA Gustavo	38	18	47.4%
9	ANGEL Tomas	35	7	20%
10	ASPRILLA Yaser	58	23	39.7%
11	MANYOMA Alexis	40	16	40%
16	CORTES Oscar	72	26	36.1%
17	SALAZAR Andres	46	15	32.6%
18	TORRES Jhojan	29	4	13.8%
6	VELEZ Jhon	9	3	33.3%
7	CABEZAS HURTADO Jorge	18	5	27.8%
13	CASTILLA Juan	35	10	28.6%
14	PALACIOS Julian	5	3	60%
19	MONSALVE Miguel	17	11	64.7%



Offering to Receive

411

Total Offers Made

138

Total Offers Received

Most Offers

66

OVSONKA David
CENTRE BACK

131

Offers Made in Final Third

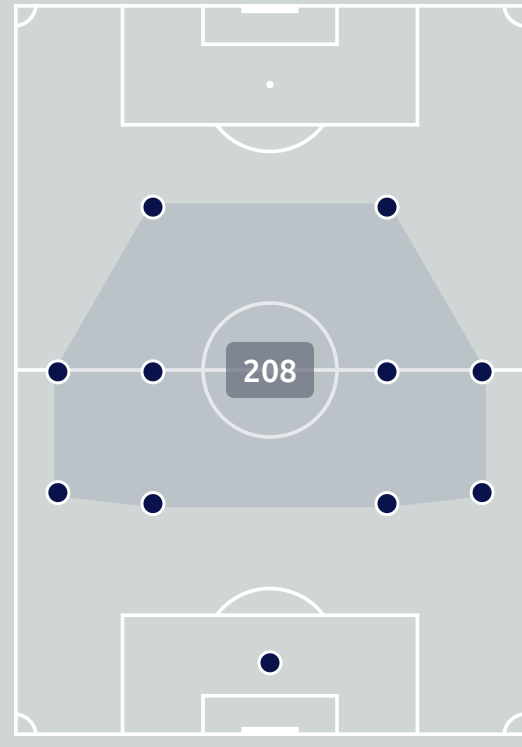
198

Offers Made in Middle Third

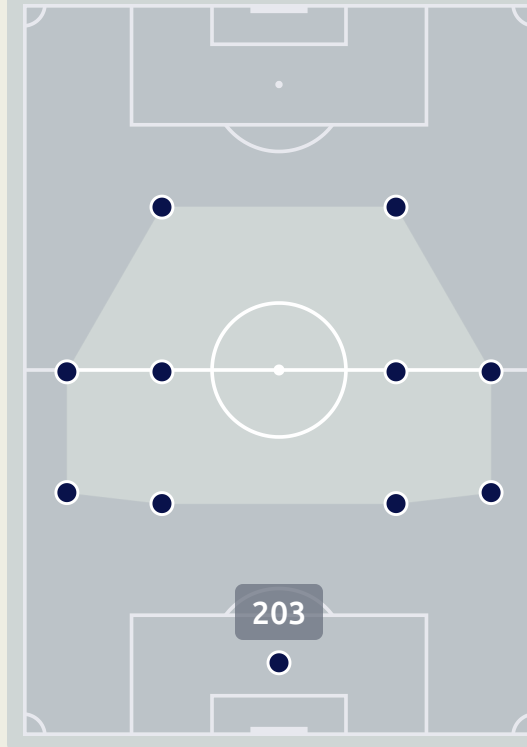
82

Offers Made in Defensive Third

Offers Made Inside Shape



Offers Made Outside Shape

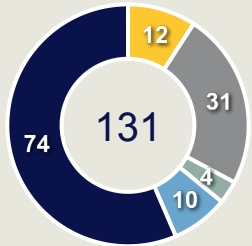


#	Player	Offers Made	Offers Received	% Made & Received
21	DANKO Adam	10	6	60%
4	MURGAS Jan	61	13	21.3%
5	OVSONKA David	66	30	45.5%
6	KOSA Sebastian	15	6	40%
8	GAJDOS Artur	32	12	37.5%
10	JAMBOR Timotej	30	10	33.3%
13	UJLAKY Marek	4	2	50%
16	SAUER Leo	40	8	20%
17	SNAJDER Dominik	52	20	38.5%
18	SIKULA Nicolas	40	17	42.5%
19	KOPASEK Samuel	16	5	31.2%
2	MICUDA Simon	5	1	20%
11	GAZI Adam	10	1	10%
14	SZOLGAI Mate	5	1	20%
15	MARCELLI Nino	25	6	24%

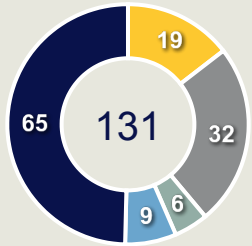
Movement to Receive

Movement Types by Phase

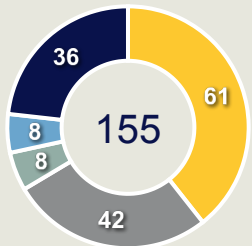
Final Third Phase



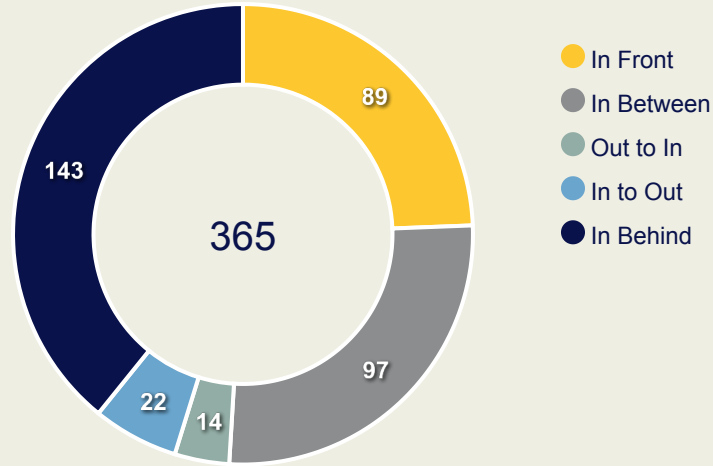
Progression Phase



Build Up Phase



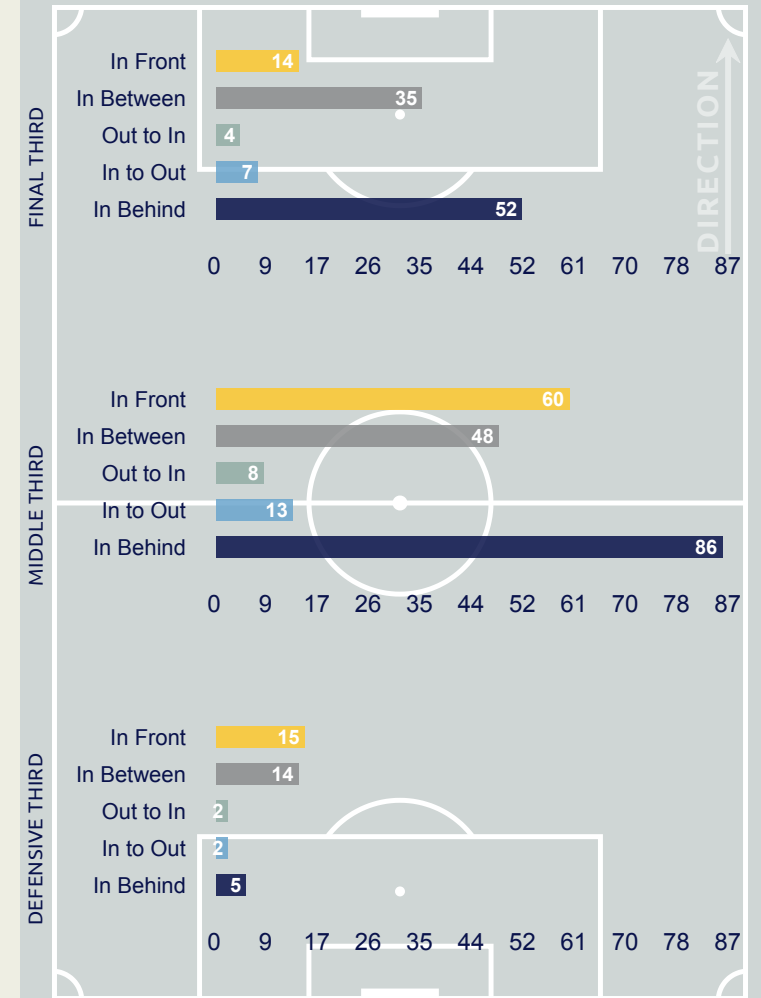
All Movement Types



Top Ranked Players

Type	Player	Movements
In Front	8 PUERTA Gustavo	15
In Between	10 ASPRILLA Yaser	22
Out to In	16 CORTES Oscar	4
In to Out	16 CORTES Oscar	5
In Behind	16 CORTES Oscar	28

Movement Types Pitch Third

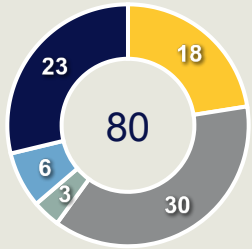




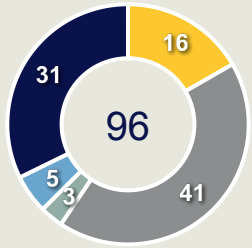
Movement to Receive

Movement Types by Phase

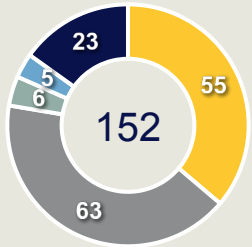
Final Third Phase



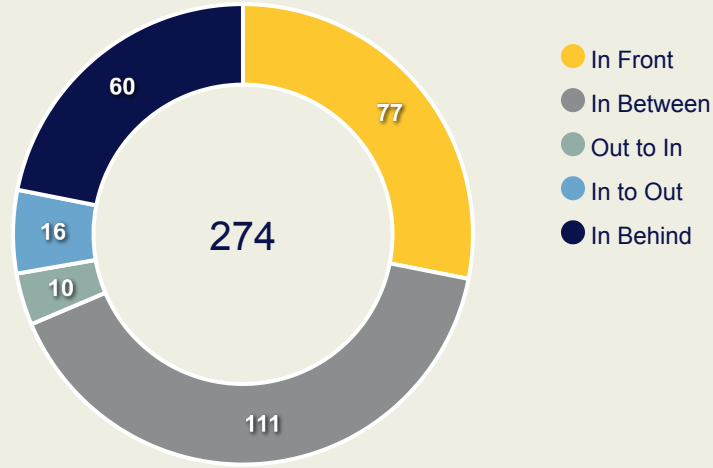
Progression Phase



Build Up Phase



All Movement Types

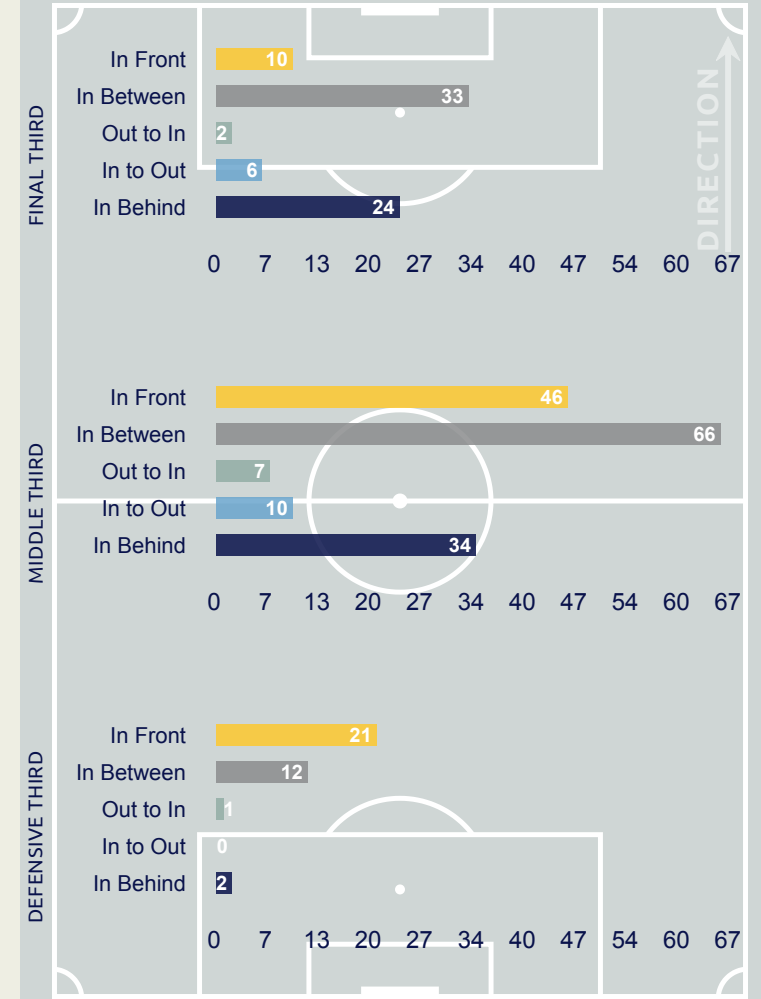


- In Front
- In Between
- Out to In
- In to Out
- In Behind

Top Ranked Players

Type	Player	Movements
In Front	5 OVSONKA David	26
In Between	4 MURGAS Jan	38
Out to In	18 SIKULA Nicolas	3
In to Out	4 MURGAS Jan	8
In Behind	10 JAMBOR Timotej	12

Movement Types Pitch Third

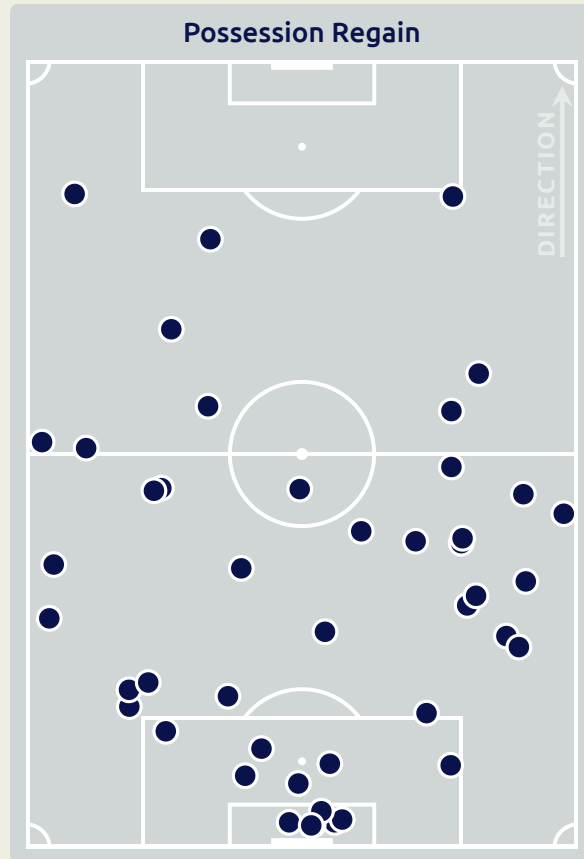
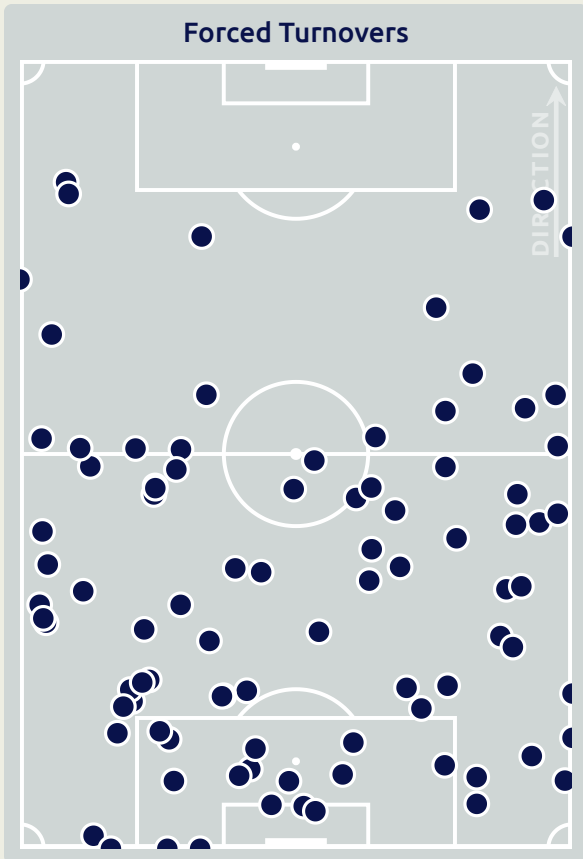


OUT OF POSSESSION

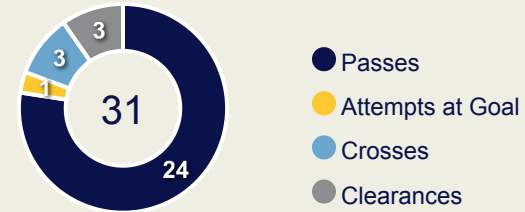


Colombia v Slovakia

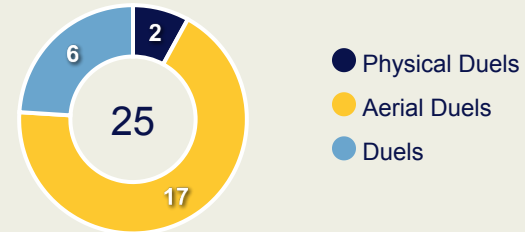
Defensive Actions



Blocks



Possession Contests



Most Possession Regains

9
PUERTA Gustavo
DEFENSIVE MIDFIELD CENTRE RIGHT

#	Player	Total Possession Regains
1	MARQUINEZ Luis	5
3	OCAMPO Edier	5
4	ALVAREZ Fernando	6
5	MANTILLA Kevin	2
8	PUERTA Gustavo	9
9	ANGEL Tomas	0
10	ASPRILLA Yaser	3
11	MANYOMA Alexis	0
16	CORTES Oscar	3
17	SALAZAR Andres	8
18	TORRES Jhojan	3
6	VELEZ Jhon	0
7	CABEZAS HURTADO Jorge	0
13	CASTILLA Juan	1
14	PALACIOS Julian	4
19	MONSALVE Miguel	0



Defensive Actions

77

Forced Turnovers

40

Possession Regained

4

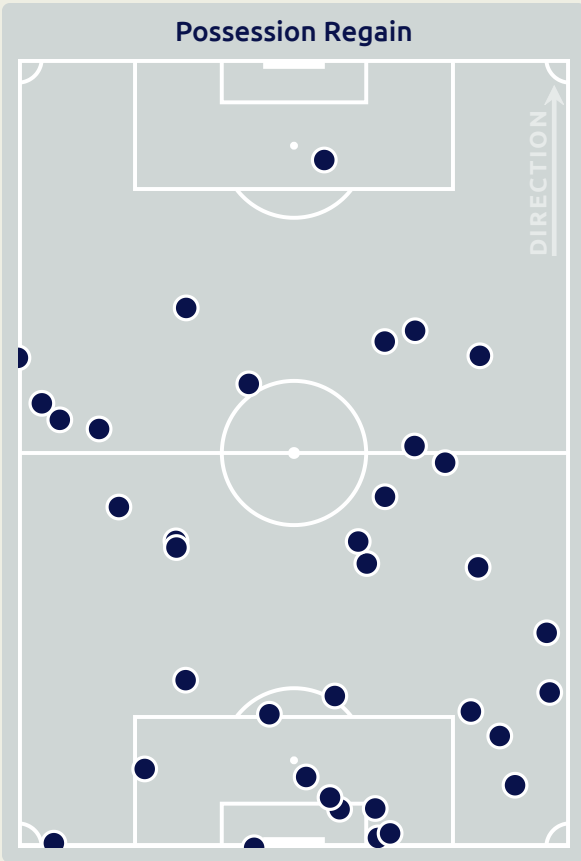
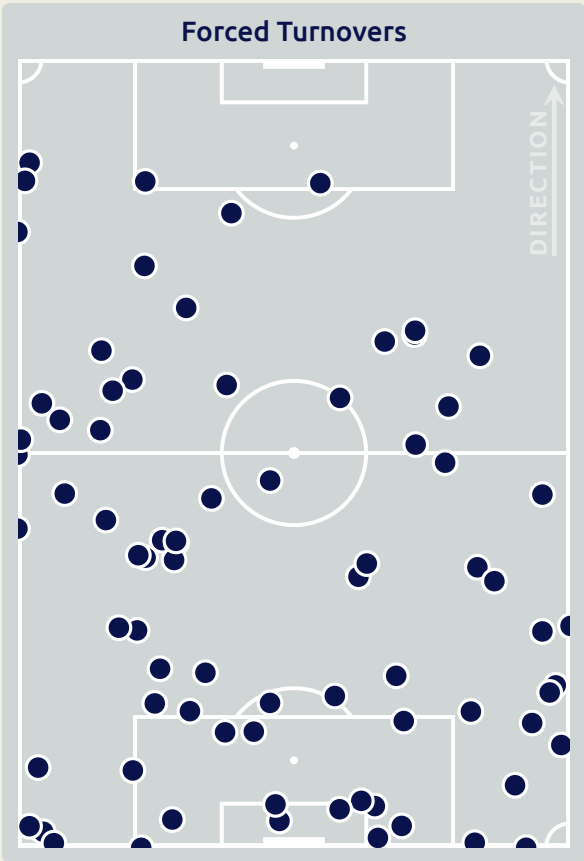
Interceptions

44

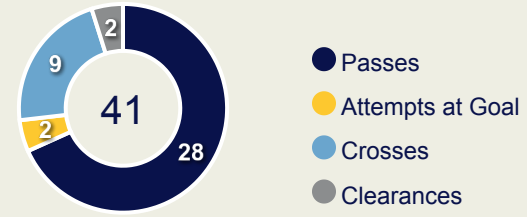
Tackles

3.69

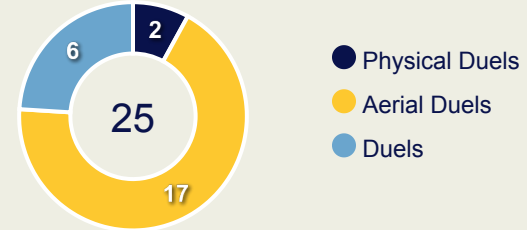
Possession Actions / Defensive Action



Blocks



Possession Contests



Most Possession Regains

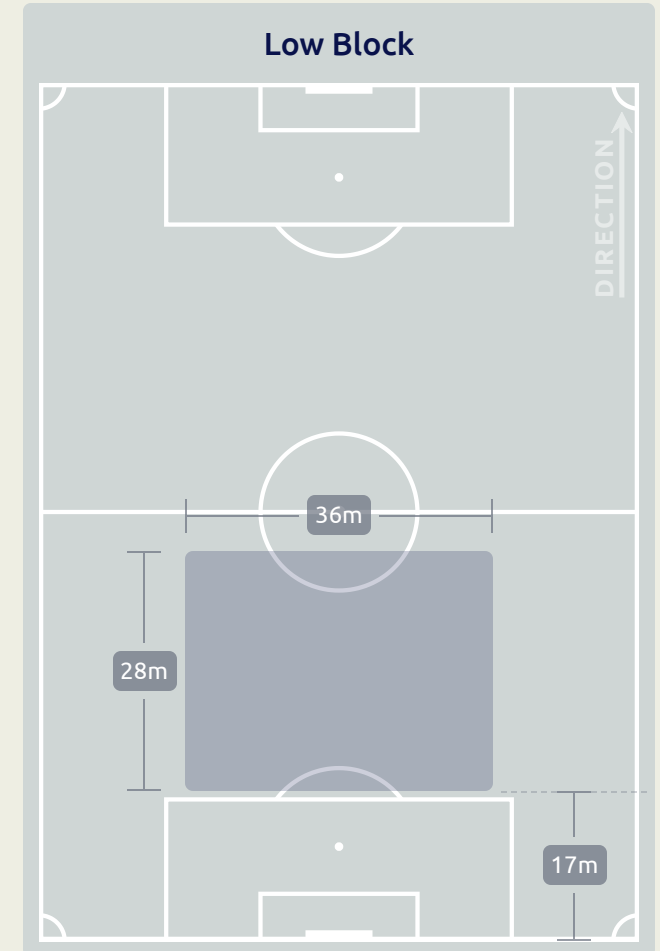
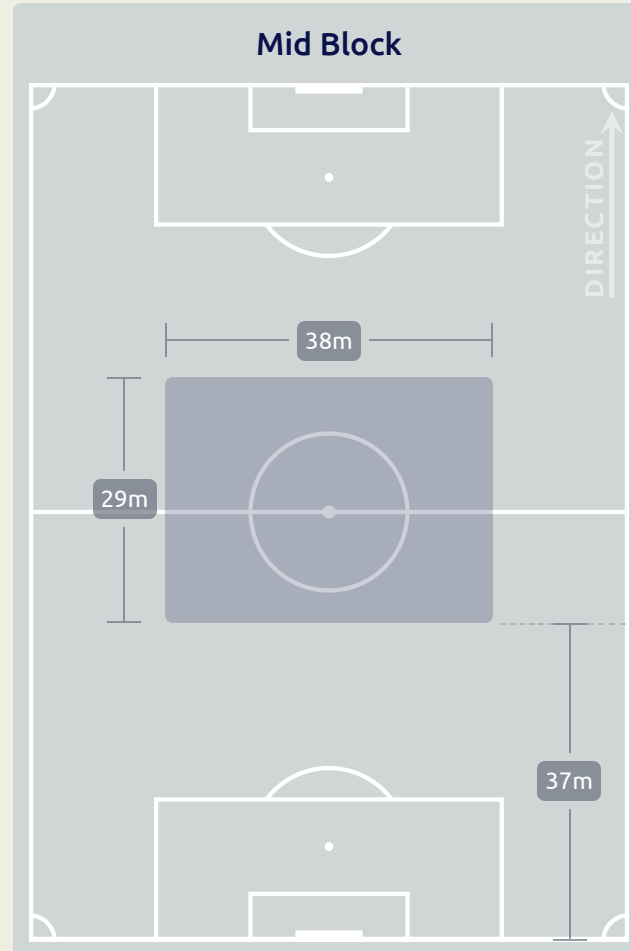
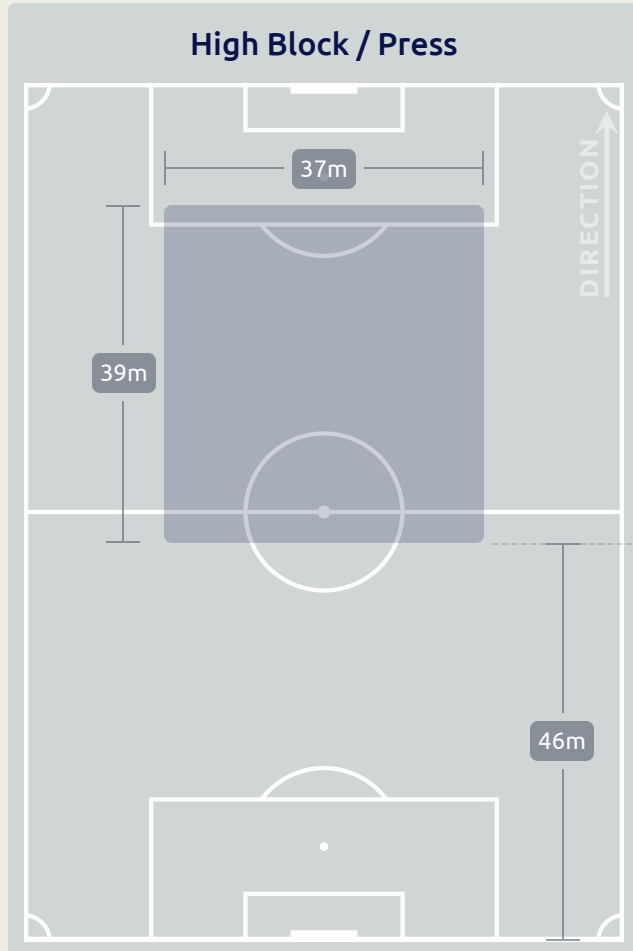
7

OVSONKA David

CENTRE BACK

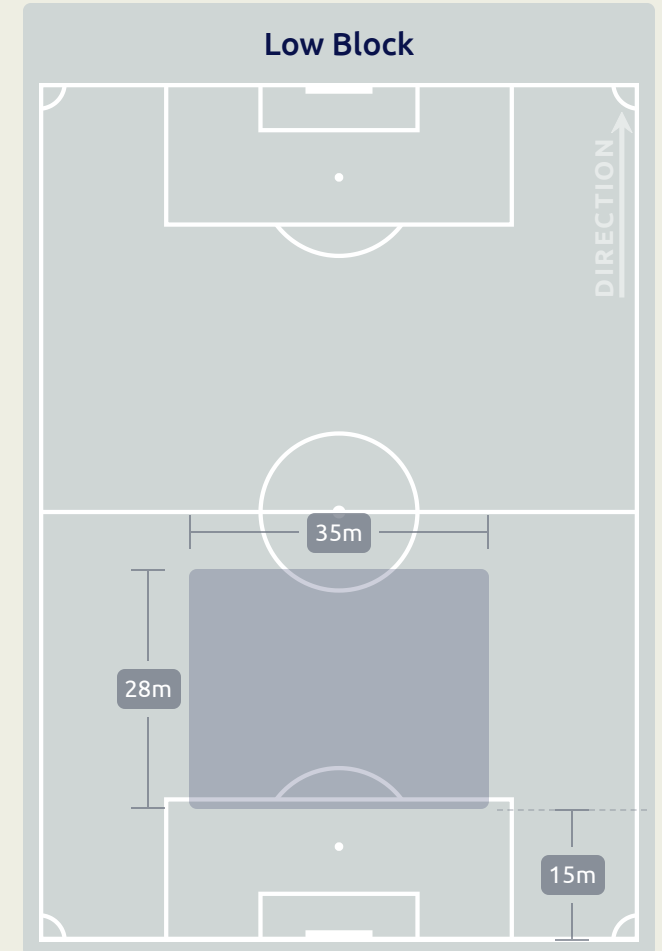
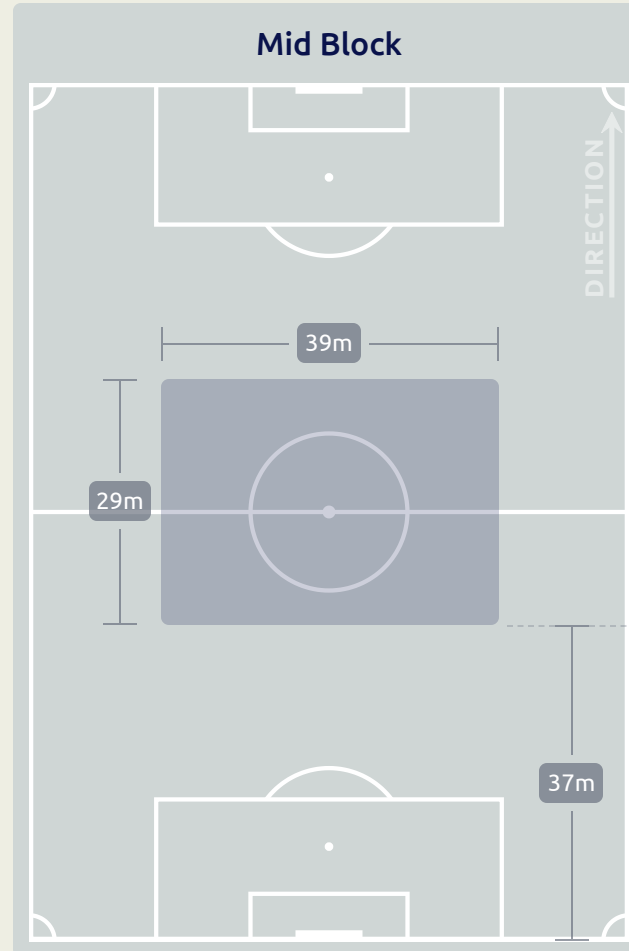
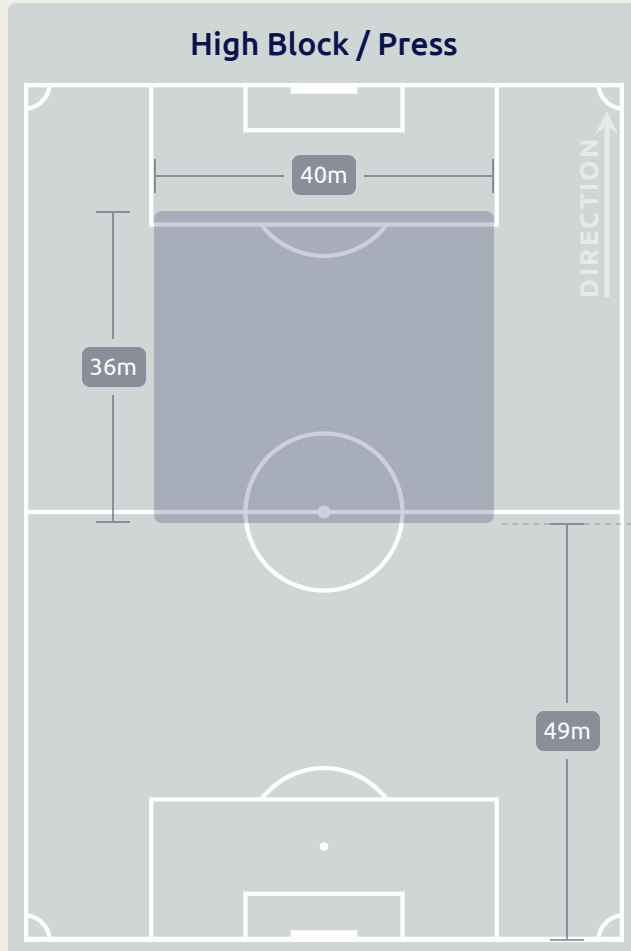
#	Player	Total Possession Regains
21	DANKO Adam	5
4	MURGAS Jan	2
5	OVSONKA David	7
6	KOSA Sebastian	6
8	GAJDOS Artur	5
10	JAMBOR Timotej	0
13	UJLAKY Marek	5
16	SAUER Leo	0
17	SNAJDER Dominik	5
18	SIKULA Nicolas	3
19	KOPASEK Samuel	0
2	MICUDA Simon	0
11	GAZI Adam	0
14	SZOLGAI Mate	1
15	MARCELLI Nino	1

Defensive Line Height & Team Length

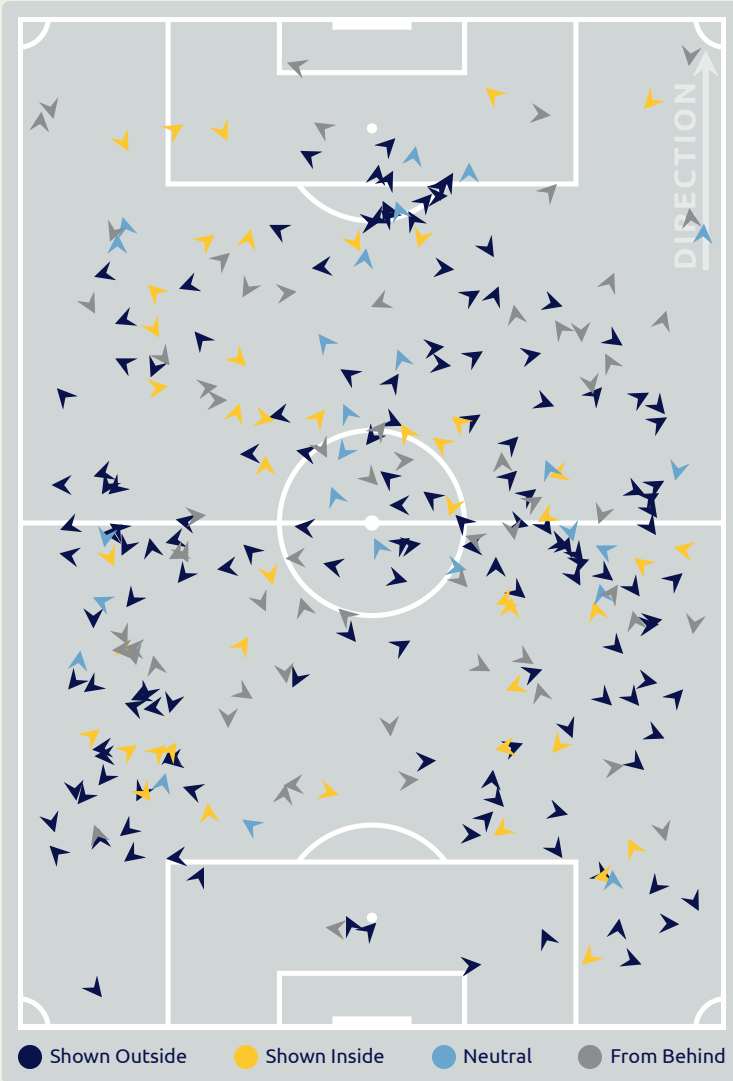




Defensive Line Height & Team Length



Defensive Pressure



282	Total Pressures	282
73	Direct Pressures	54
1.36s	Avg Pressure Duration	1.48s
90	Forced Turnovers	77
9.7s	Ball Recovery Time	10.65s
132	Pushing on into Pressing	99
278	Pushing on	234
46	Pressing Direction Inside	53
148	Pressing Direction Outside	163

Most Direct Pressures

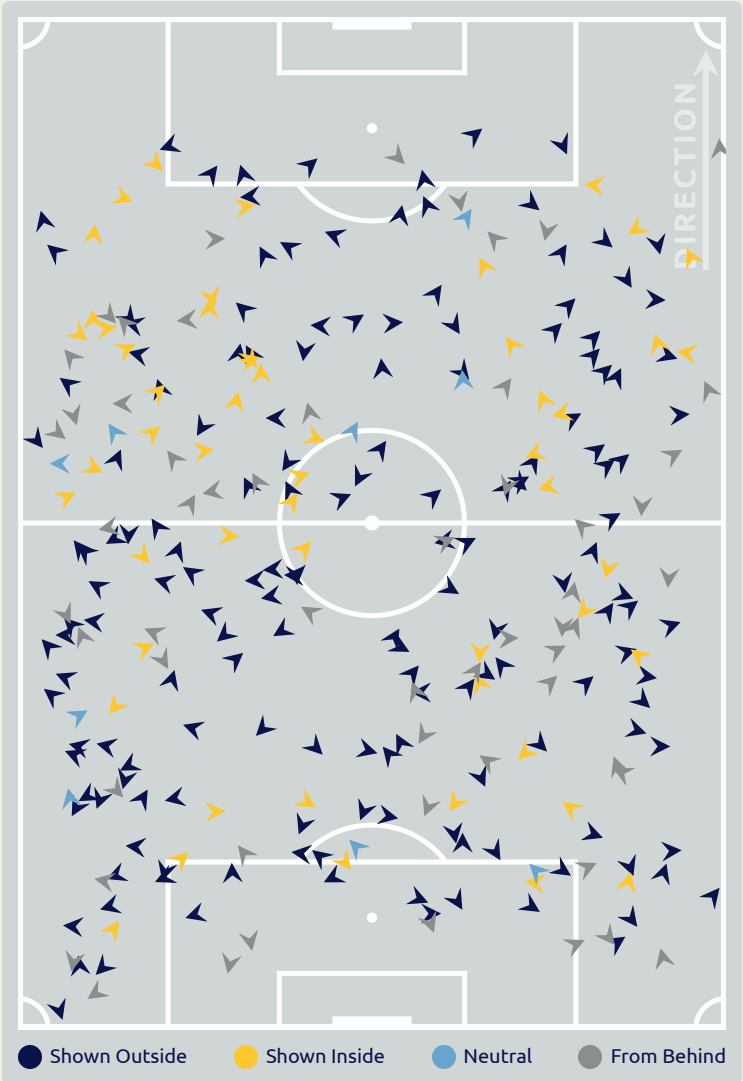
16

MANYOMA Alexis
ATTACKING MIDFIELD RIGHT

Most Direct Pressures

9

SIKULA Nicolas
LEFT MIDFIELD



GOALKEEPING

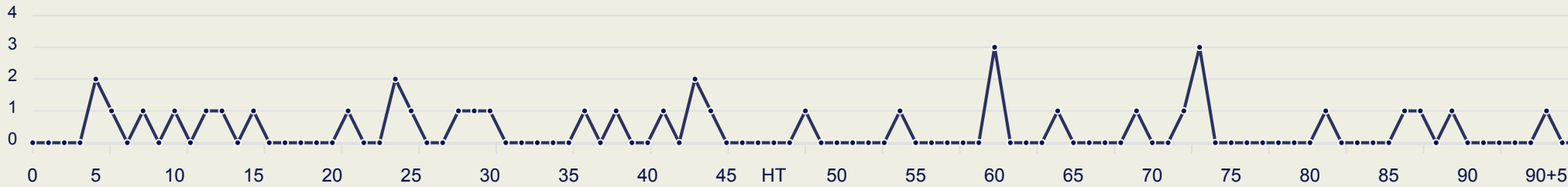


Colombia v Slovakia

Goalkeeping Involvement



Colombia GK Involvement Timeline

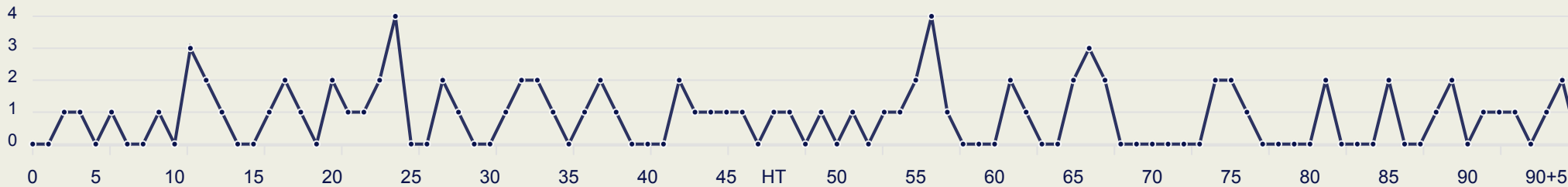


39

Total Involvements



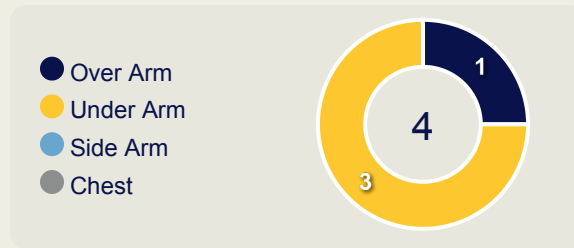
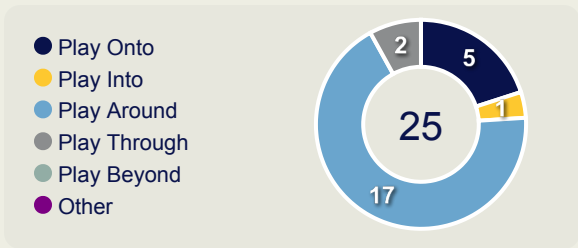
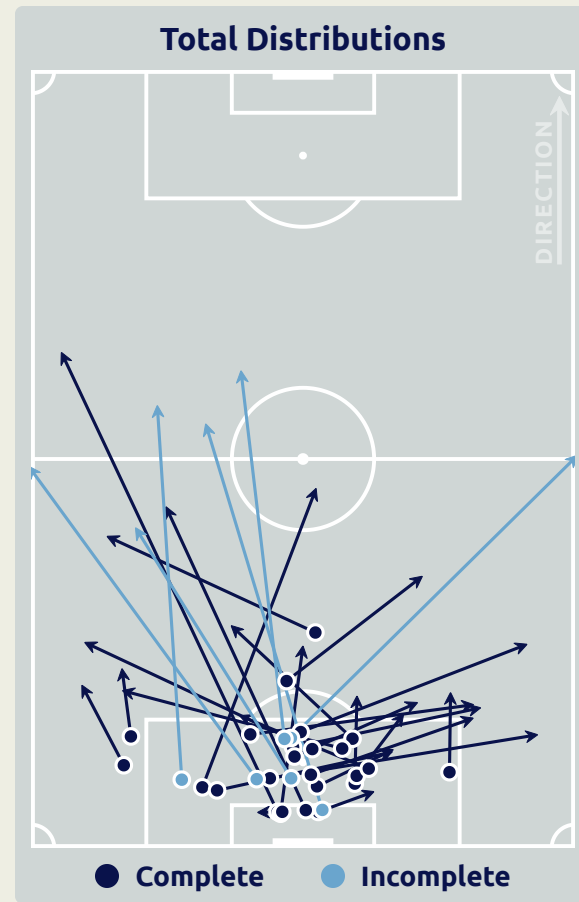
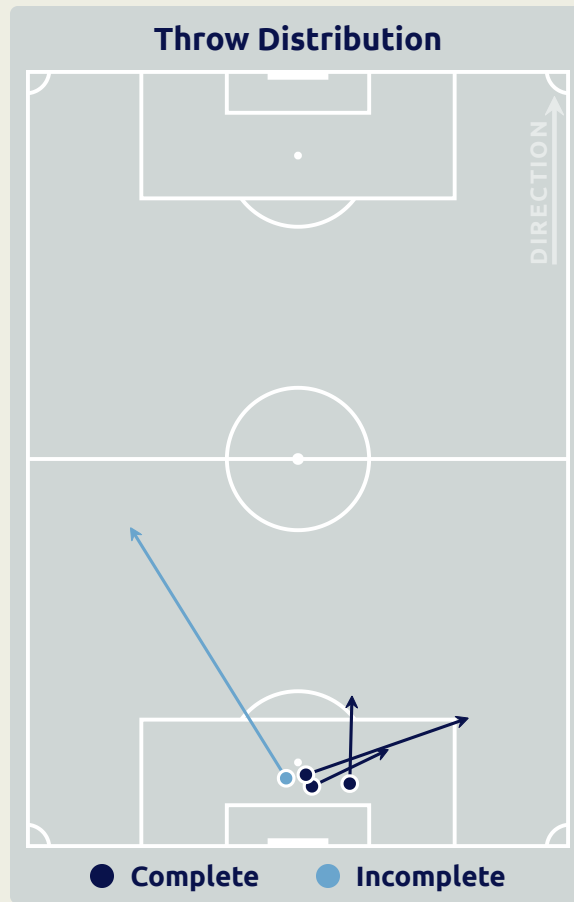
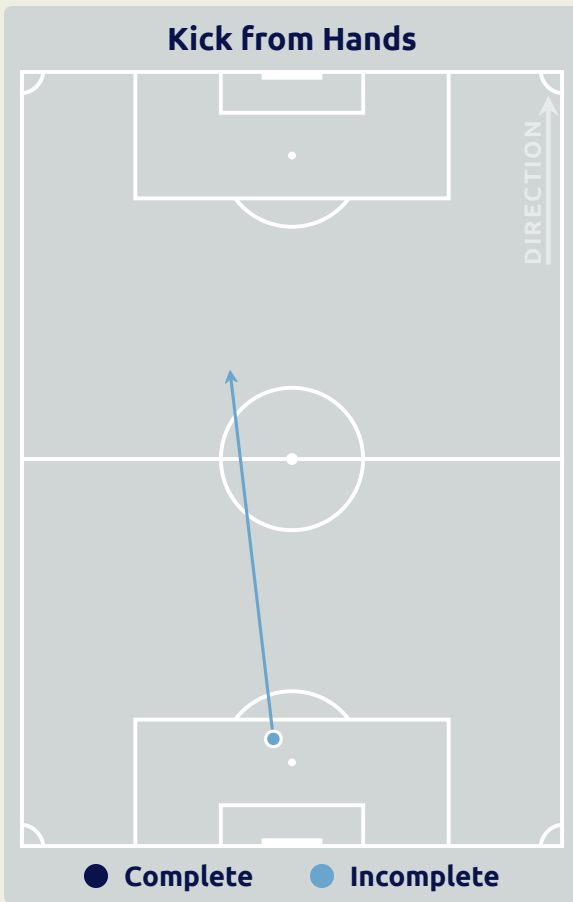
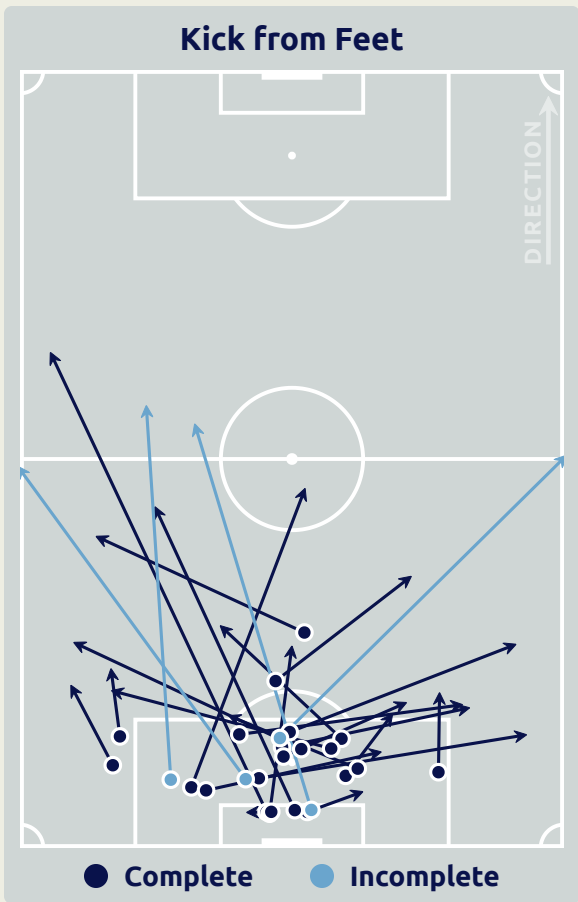
Slovakia GK Involvement Timeline



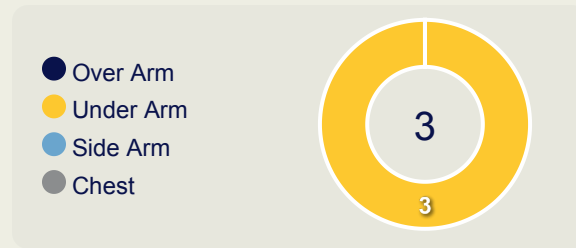
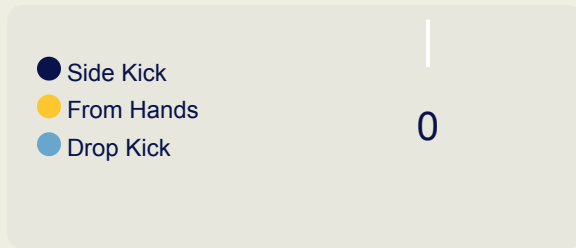
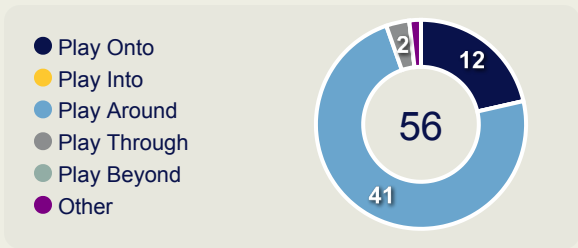
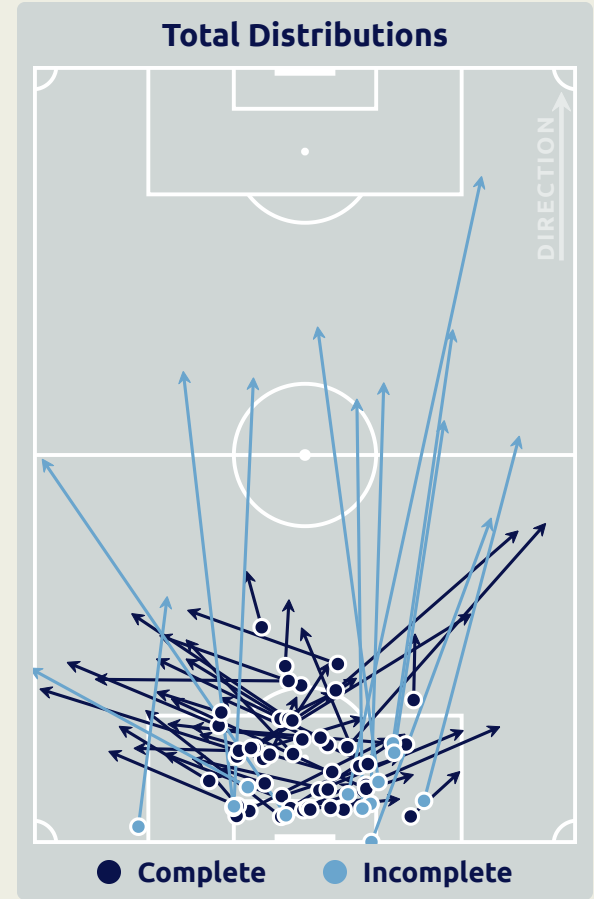
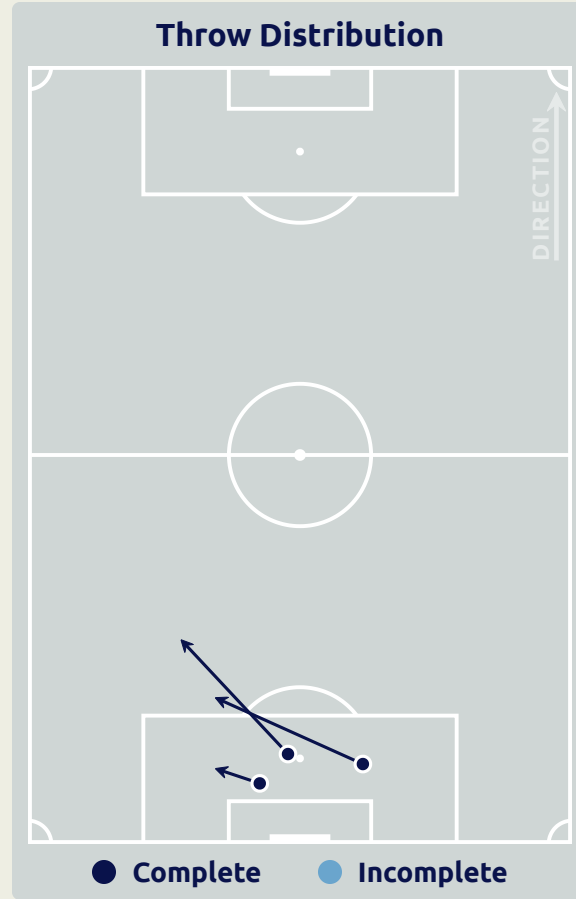
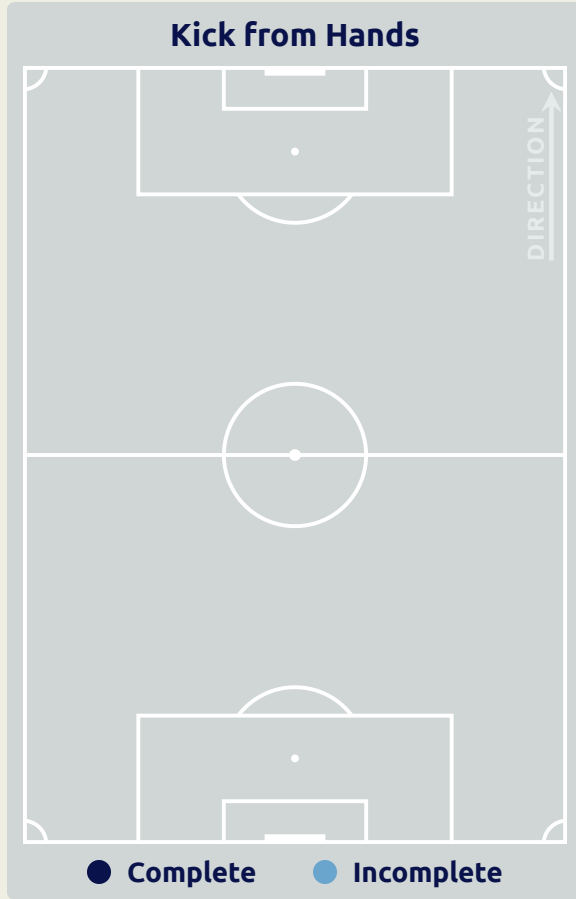
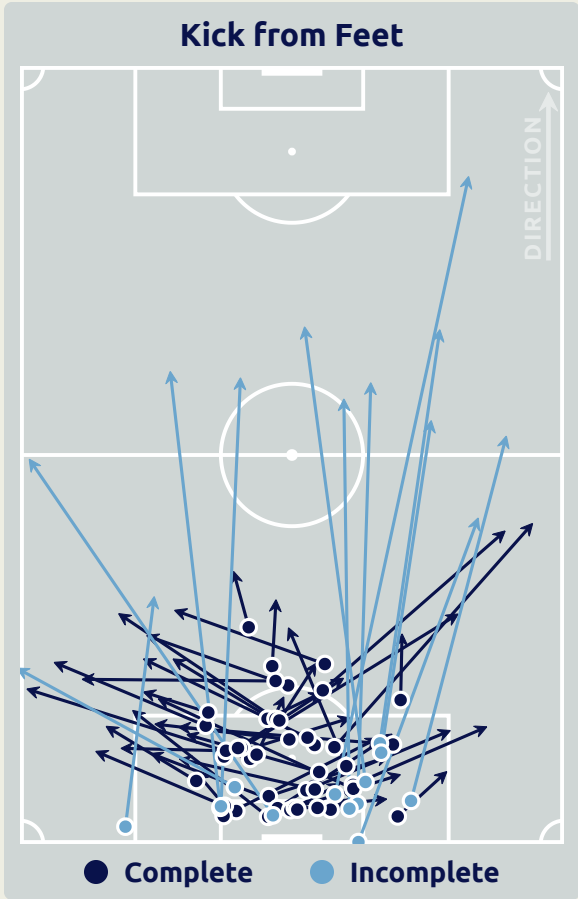
85

Total Involvements

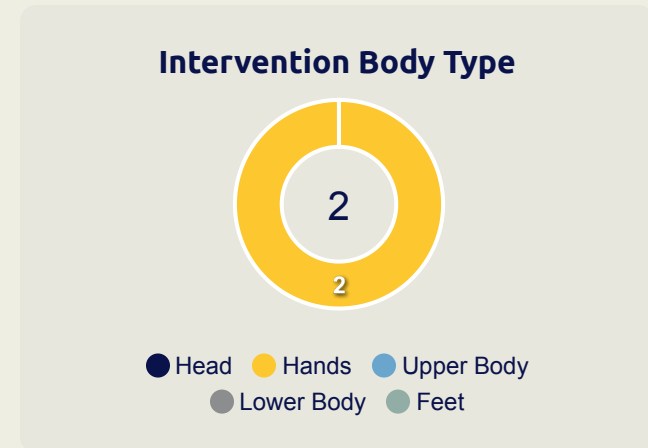
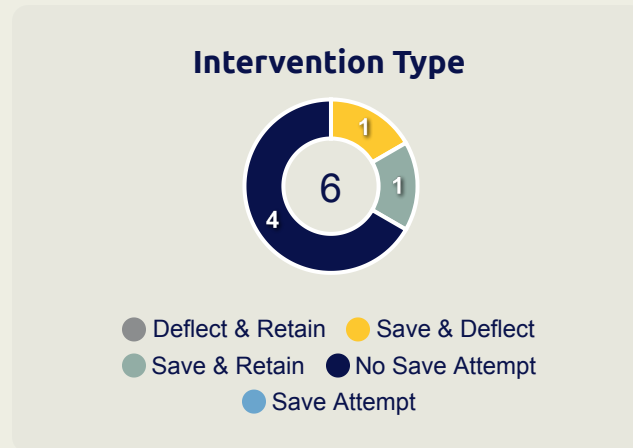
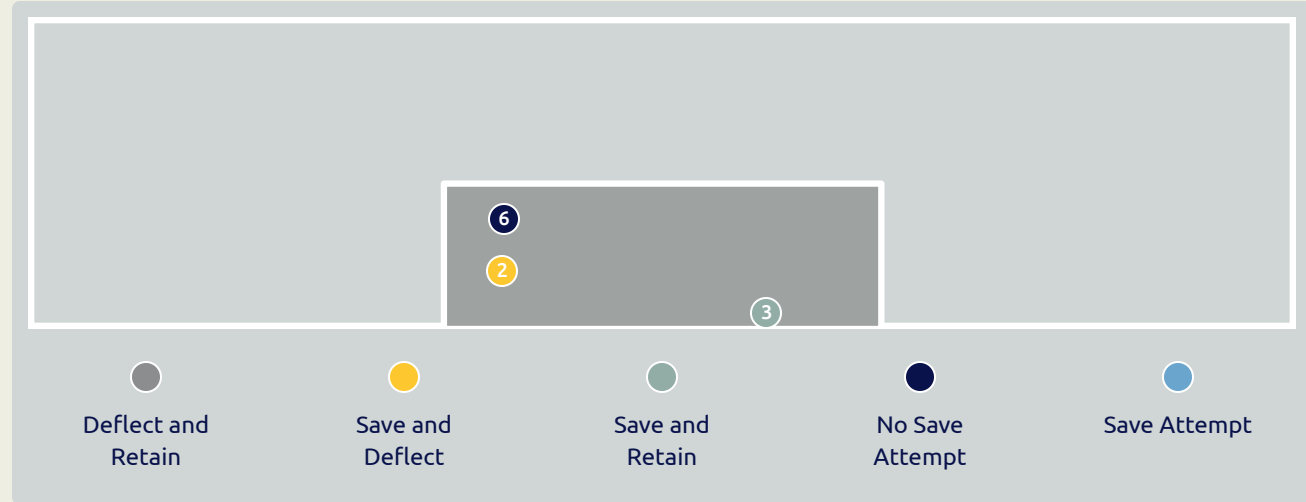
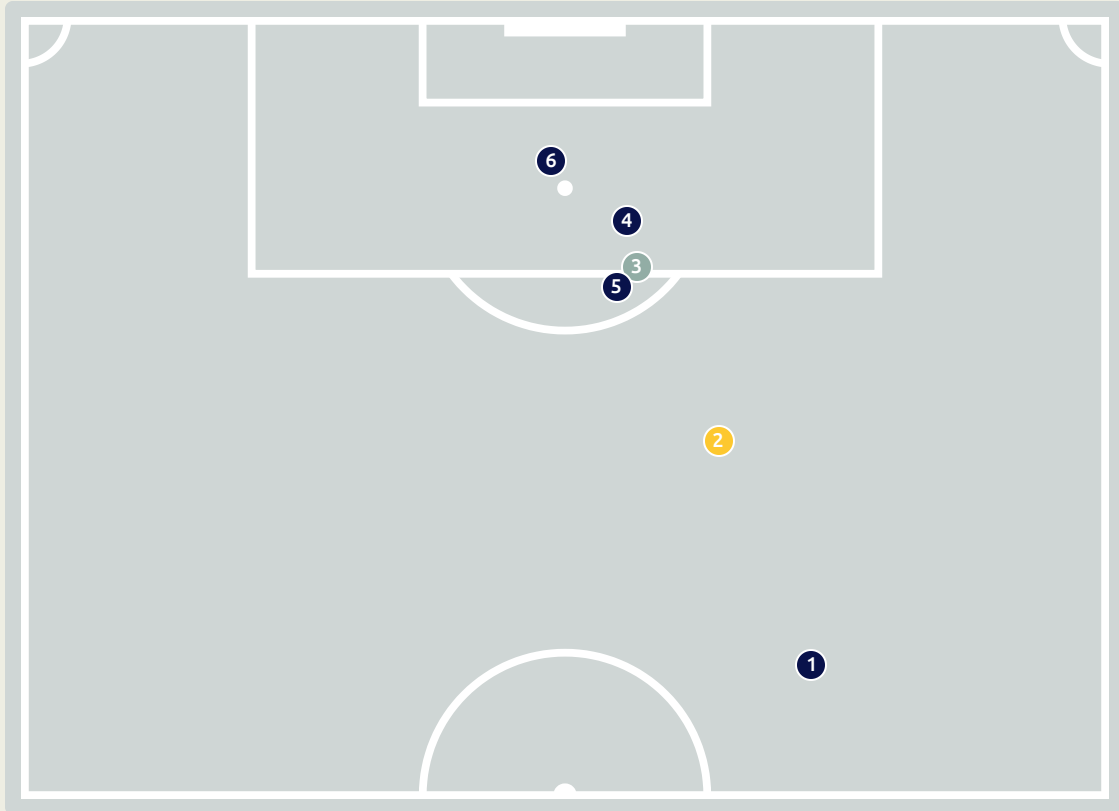
Goalkeeping Distribution



Goalkeeping Distribution



Goal Prevention



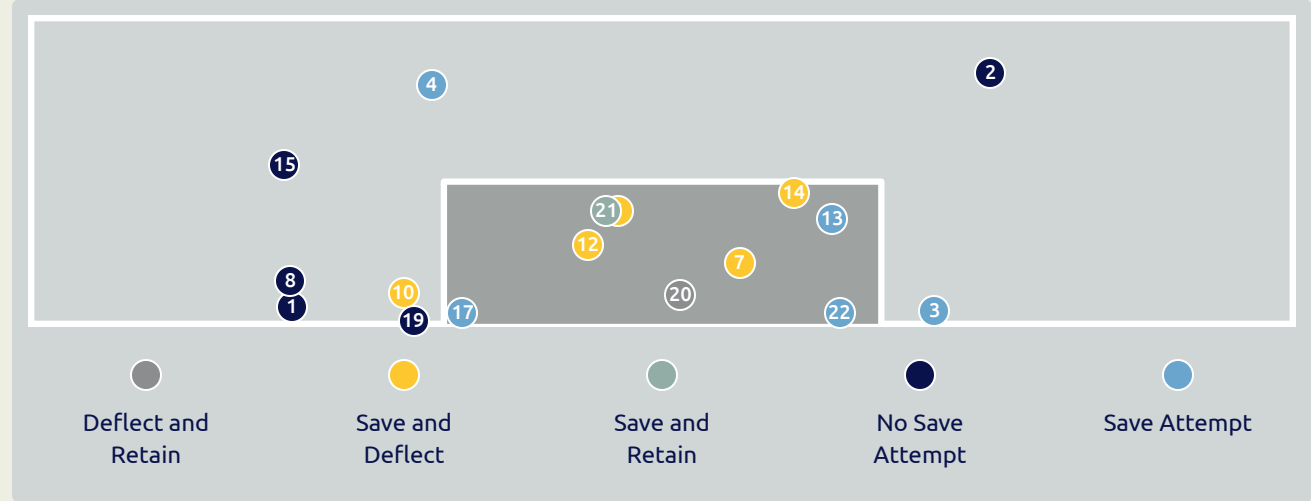
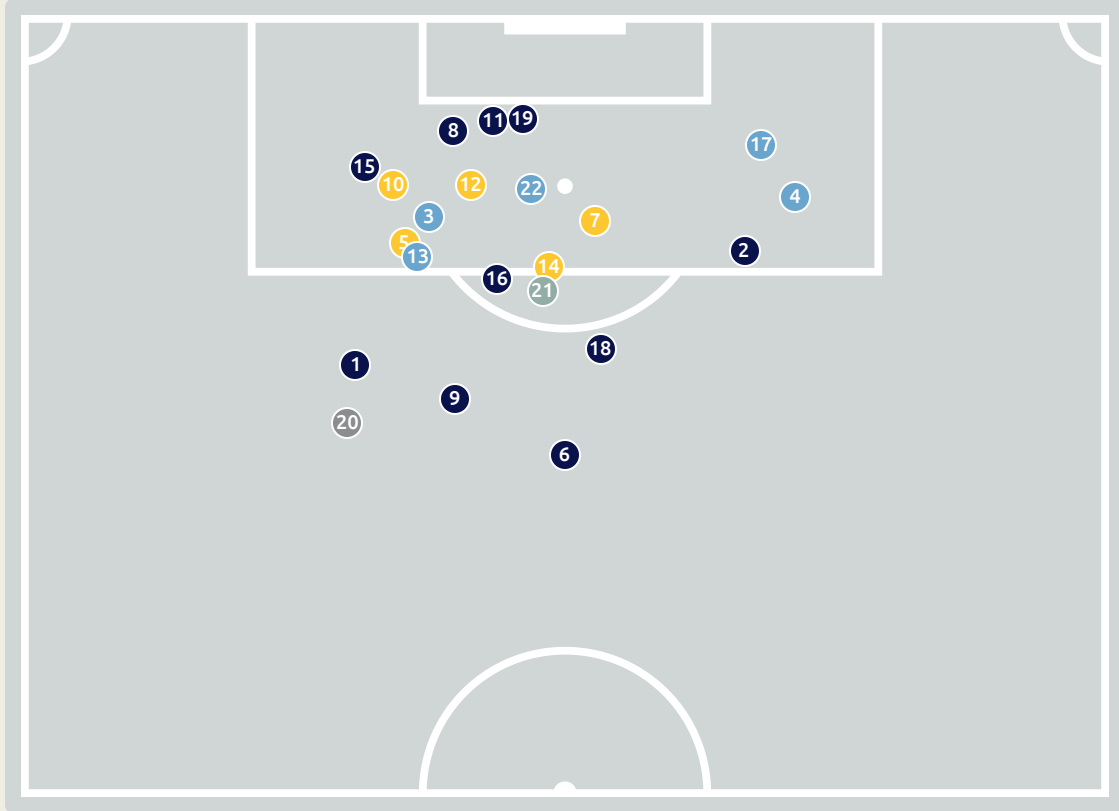
6
Total Attempts on Goal Faced

67
Save %

Total Attempts on Goal Faced	Total Goal Interventions	Save & Retain	Deflect & Retain	Save & Deflect	Save Attempt	No Save Attempt
6	2	1	0	1	0	4



Goal Prevention

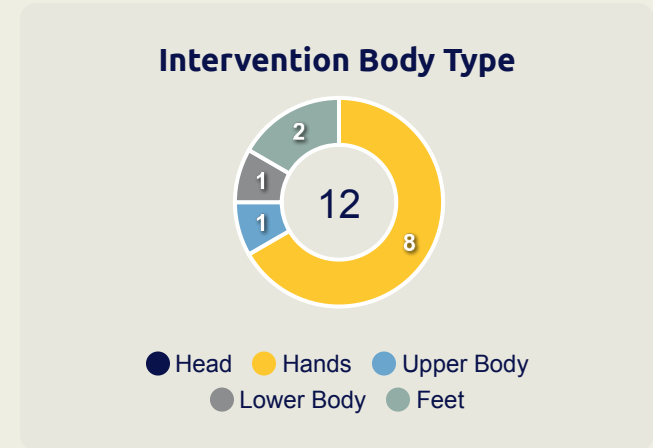
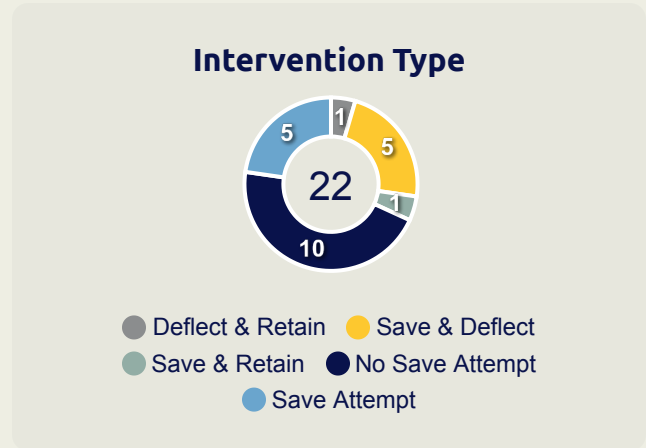


22

Total Attempts on Goal Faced

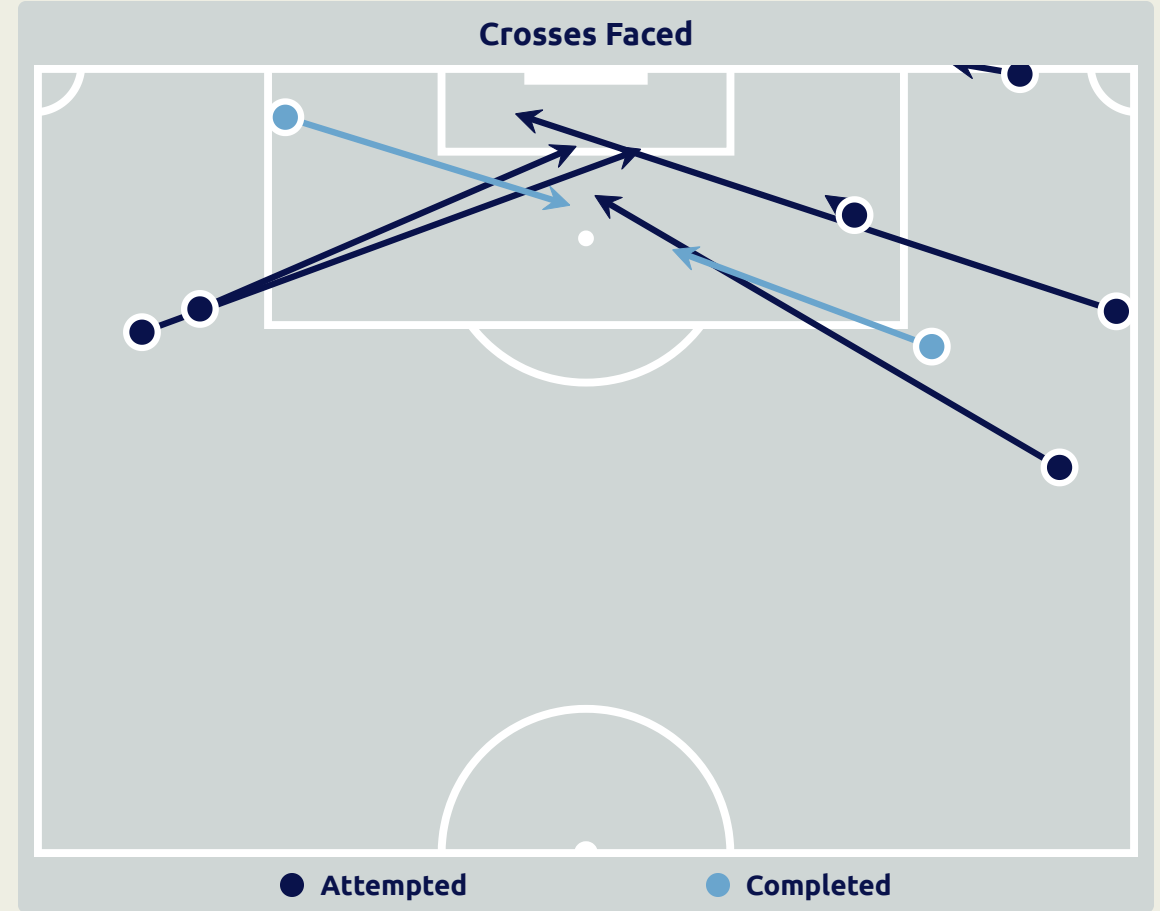
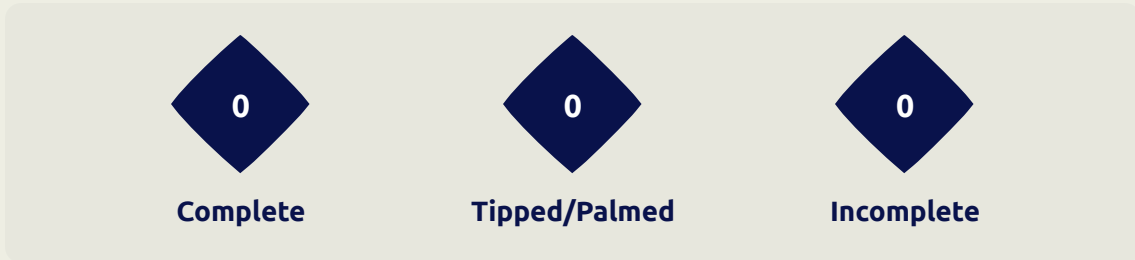
44

Save %



Total Attempts on Goal Faced	Total Goal Interventions	Save & Retain	Deflect & Retain	Save & Deflect	Save Attempt	No Save Attempt
22	6	1	0	5	5	10

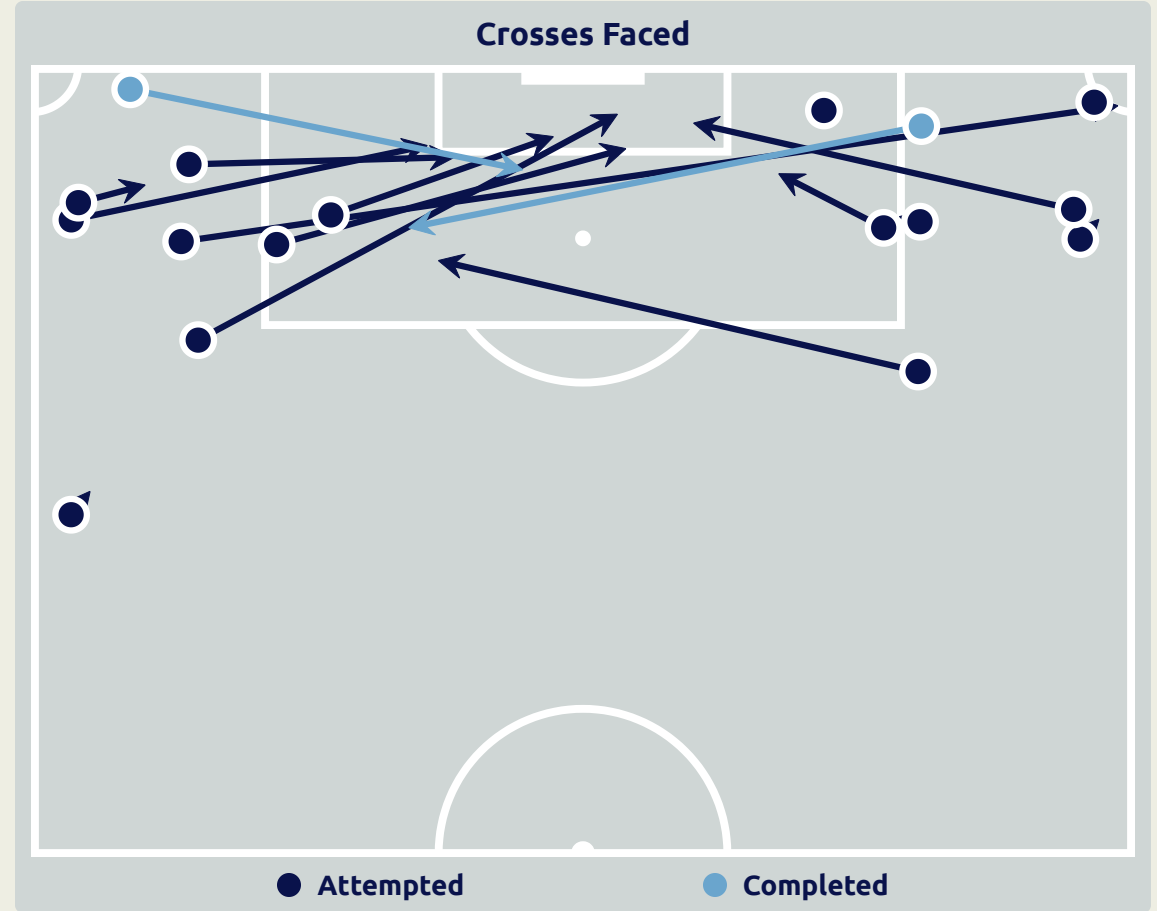
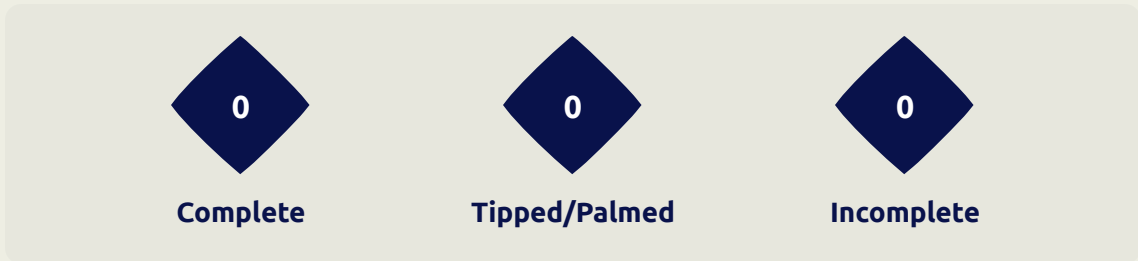
Aerial Control



Delivery Types Faced

Total	In Swing	Out Swing	Driven	Lofted	Cutback	Push
13	4	5	1	2	0	1

Aerial Control



Delivery Types Faced

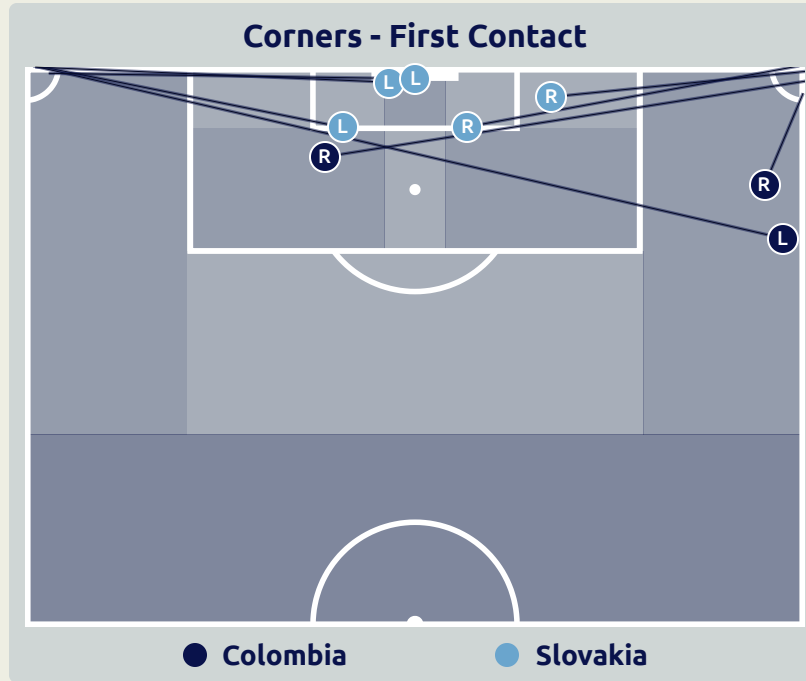
Total	In Swing	Out Swing	Driven	Lofted	Cutback	Push
21	2	5	5	7	0	2

SET PLAYS



Colombia v Slovakia

Set Plays - Corners



Delivery Type	From Left Side	From Right Side	Total
Direct to Area	3	1	4
Short	1	3	4
Edge of Penalty Area	0	0	0

Delivery Style	Total
Inswing	2
Outswing	1
Driven	0

Free Kicks	
Type	Total
Direct	13
Direct (on target)	0
Direct (off target)	0
Indirect	1



Top 5 Player First Contacts		
Player	Team	Total
DANKO Adam	Slovakia	2
MANTILLA Kevin	Colombia	1
ANGEL Tomas	Colombia	1
ASPRILLA Yaser	Colombia	1
KOSA Sebastian	Slovakia	1



Set Plays - Corners

42

Total Set Plays

17

Total Free Kicks

0

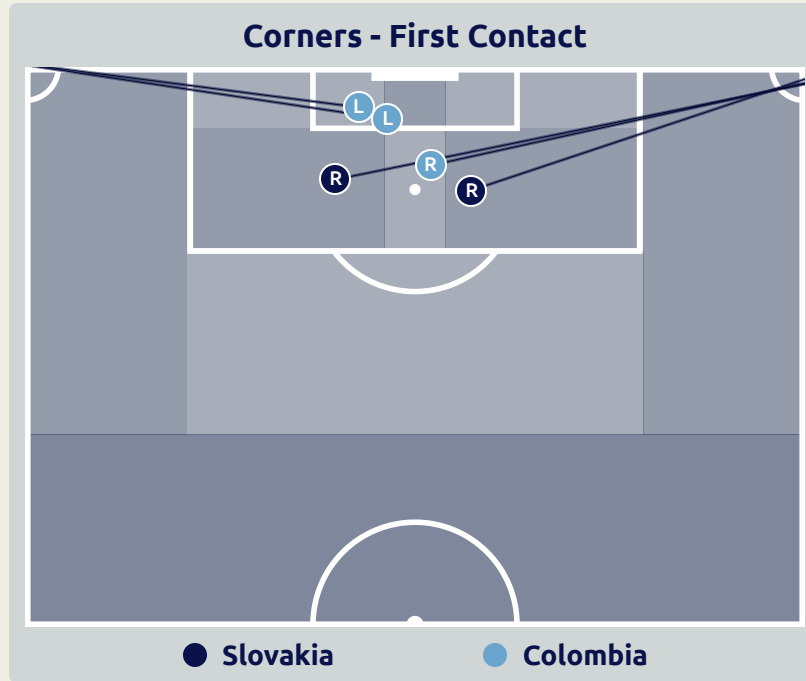
Total Penalties

5

Total Corners

20

Total Throw Ins



Delivery Type	From Left Side	From Right Side	Total
Direct to Area	2	2	4
Short	0	1	1
Edge of Penalty Area	0	0	0

Delivery Style	Total
Inswing	2
Outswing	2
Driven	0

Free Kicks	
Type	Total
Direct	12
Direct (on target)	0
Direct (off target)	0
Indirect	5

First Contacts on Slovakia Crosses

2

By Slovakia

3

By Colombia

Top 5 Player First Contacts		
Player	Team	Total
MURGAS Jan	Slovakia	1
OVSONKA David	Slovakia	1
ALVAREZ Fernando	Colombia	1
MANTILLA Kevin	Colombia	1
PALACIOS Julian	Colombia	1

INDIVIDUAL DATA IN POSSESSION



Colombia v Slovakia


Colombia



In Possession - Distributions

#	Player	Passes Attempted	Passes Completed	Pass Completion %	Switches of Play	Crosses Attempted	Crosses Completed	Line Breaks Attempted	Line Breaks Completed	Line Break Completion %	Ball Progressions	Take Ons	Step Ins	Attempts at Goal	Goals
1	MARQUINEZ Luis	31	25	81%	0	0	0	9	5	55%	0	0	0	0	0
3	OCAMPO Edier	44	34	77%	0	4	1	16	10	62%	3	2	1	1	0
4	ALVAREZ Fernando	42	35	83%	1	0	0	14	8	57%	0	0	0	0	0
5	MANTILLA Kevin	37	32	86%	1	0	0	9	6	66%	1	0	1	1	0
8	PUERTA Gustavo	44	42	95%	0	3	1	14	12	85%	1	0	1	3	0
9	ANGEL Tomas	12	9	75%	0	0	0	1	0	0%	0	0	0	4	2
10	ASPRILLA Yaser	50	38	76%	1	2	0	11	7	63%	1	1	0	3	1
11	MANYOMA Alexis	28	22	79%	0	2	0	2	1	50%	1	1	0	2	0
16	CORTES Oscar	48	43	90%	1	4	2	20	19	95%	6	1	5	2	2
17	SALAZAR Andres	43	37	86%	1	5	0	13	10	76%	3	1	2	2	0
18	TORRES Jhojan	28	26	93%	2	0	0	12	11	91%	1	0	1	1	0
6	VELEZ Jhon	25	22	88%	1	0	0	3	2	66%	0	0	0	0	0
7	CABEZAS HURTADO Jorge	8	7	88%	0	0	0	0	0	0%	1	1	0	2	0
13	CASTILLA Juan	15	13	87%	0	1	0	5	3	60%	0	0	0	1	0
14	PALACIOS Julian	15	12	80%	0	0	0	4	3	75%	3	2	1	0	0
19	MONSALVE Miguel	18	16	89%	0	0	0	6	4	66%	2	2	0	0	0

In Possession - Offers & Receptions



			Offer movement types						
#	Player	Total Offers	In Front	In Between	Out to In	In to Out	In Behind	No Movement	Offers Received
1	MARQUINEZ Luis	0	0	0	0	0	0	0	0
3	OCAMPO Edier	25	4	3	0	0	13	5	10
4	ALVAREZ Fernando	8	1	0	0	0	0	7	4
5	MANTILLA Kevin	18	2	0	0	0	1	15	8
8	PUERTA Gustavo	38	15	11	1	3	4	4	18
9	ANGEL Tomas	35	0	3	2	2	27	1	7
10	ASPRILLA Yaser	58	9	22	2	4	12	9	23
11	MANYOMA Alexis	40	7	15	0	2	14	2	16
16	CORTES Oscar	72	13	12	4	5	28	10	26
17	SALAZAR Andres	46	9	2	1	0	13	21	15
18	TORRES Jhojan	29	9	12	2	3	1	2	4
6	VELEZ Jhon	9	4	3	0	0	0	2	3
7	CABEZAS HURTADO Jorge	18	0	3	0	0	15	0	5
13	CASTILLA Juan	35	10	6	1	3	8	7	10
14	PALACIOS Julian	5	1	0	0	0	2	2	3
19	MONSALVE Miguel	17	5	5	1	0	5	1	11

Slovakia



In Possession - Distributions

#	Player	Passes Attempted	Passes Completed	Pass Completion %	Switches of Play	Crosses Attempted	Crosses Completed	Line Breaks Attempted	Line Breaks Completed	Line Break Completion %	Ball Progressions	Take Ons	Step Ins	Attempts at Goal	Goals
21	DANKO Adam	59	46	78%	0	0	0	11	1	9%	0	0	0	0	0
4	MURGAS Jan	25	23	92%	1	1	0	5	5	100%	0	0	0	2	0
5	OVSONKA David	72	63	88%	1	0	0	13	8	61%	1	0	1	1	0
6	KOSA Sebastian	93	87	94%	4	0	0	40	38	95%	5	0	5	0	0
8	GAJDOS Artur	42	34	81%	2	5	1	11	9	81%	2	1	1	0	0
10	JAMBOR Timotej	20	17	85%	0	0	0	1	0	0%	0	0	0	1	1
13	UJLAKY Marek	38	33	87%	1	0	0	11	10	90%	1	0	1	0	0
16	SAUER Leo	11	8	73%	0	0	0	2	1	50%	1	0	1	0	0
17	SNAJDER Dominik	34	26	76%	0	1	1	10	5	50%	3	0	3	1	0
18	SIKULA Nicolas	51	42	82%	1	2	1	11	6	54%	2	1	1	0	0
19	KOPASEK Samuel	37	28	76%	1	1	0	8	5	62%	2	1	1	1	0
2	MICUDA Simon	8	7	88%	0	0	0	5	3	60%	1	0	1	0	0
11	GAZI Adam	6	3	50%	0	1	0	3	2	66%	2	0	2	0	0
14	SZOLGAI Mate	0	0	0%	0	0	0	0	0	0%	0	0	0	0	0
15	MARCELLI Nino	13	8	62%	0	2	0	5	3	60%	2	1	1	0	0



In Possession - Offers & Receptions


			Offer movement types						
#	Player	Total Offers	In Front	In Between	Out to In	In to Out	In Behind	No Movement	Offers Received
21	DANKO Adam	10	0	0	0	0	0	10	6
4	MURGAS Jan	61	5	38	1	8	6	3	13
5	OVSONKA David	66	26	14	0	0	0	26	30
6	KOSA Sebastian	15	3	0	0	0	0	12	6
8	GAJDOS Artur	32	9	8	1	0	9	5	12
10	JAMBOR Timotej	30	0	15	0	1	12	2	10
13	UJLAKY Marek	4	0	0	0	0	0	4	2
16	SAUER Leo	40	2	7	1	2	9	19	8
17	SNAJDER Dominik	52	21	21	0	2	0	8	20
18	SIKULA Nicolas	40	6	4	3	1	4	22	17
19	KOPASEK Samuel	16	1	2	1	1	7	4	5
2	MICUDA Simon	5	1	0	0	0	2	2	1
11	GAZI Adam	10	0	0	0	1	5	4	1
14	SZOLGAI Mate	5	0	2	1	0	1	1	1
15	MARCELLI Nino	25	3	0	2	0	5	15	6

INDIVIDUAL DATA OUT OF POSSESSION



Colombia v Slovakia

Out of Possession



#	Player	Tackles Made / Won	Blocks	Interceptions	Pressing Direct	Pressing Indirect	Duels Won - Aerial	Duels Won - Physical	Possession Contests won	Clearances	Loose Ball Receptions	Pushing On	Pushing On into Pressing	Possession Regains	Possession Interrupted
1	MARQUINEZ Luis	0 / 0	0	0	0	0	0	0	0	0	4	0	0	5	0
3	OCAMPO Edier	6 / 2	0	1	7	5	1	0	1	1	7	13	3	5	3
4	ALVAREZ Fernando	1 / 1	5	0	1	7	2	0	2	9	6	13	3	6	7
5	MANTILLA Kevin	0 / 0	3	1	0	2	2	0	2	1	2	14	1	2	1
8	PUERTA Gustavo	5 / 4	2	0	8	11	3	0	3	3	6	19	6	9	4
9	ANGEL Tomas	2 / 0	1	0	4	33	0	0	0	0	1	30	19	0	2
10	ASPRILLA Yaser	6 / 2	3	0	6	39	0	0	0	0	7	34	19	3	2
11	MANYOMA Alexis	4 / 0	2	0	16	18	2	0	3	0	5	23	15	0	2
16	CORTES Oscar	3 / 0	1	3	4	37	0	0	0	0	7	38	24	3	1
17	SALAZAR Andres	9 / 3	8	0	13	14	0	0	0	5	8	22	15	8	5
18	TORRES Jhojan	3 / 1	2	1	6	13	0	0	0	2	8	23	5	3	4
6	VELEZ Jhon	1 / 0	1	0	3	4	0	0	0	0	4	10	2	0	0
7	CABEZAS HURTADO Jorge	2 / 0	2	0	2	3	0	0	0	0	3	11	4	0	2
13	CASTILLA Juan	0 / 0	2	0	1	9	0	0	0	0	0	11	7	1	1
14	PALACIOS Julian	2 / 1	1	1	0	1	0	0	1	2	4	4	0	4	2
19	MONSALVE Miguel	1 / 0	0	0	2	13	0	0	0	0	1	13	9	0	1

Out of Possession

Slovakia



#	Player	Tackles Made / Won	Blocks	Interceptions	Pressing Direct	Pressing Indirect	Duels Won - Aerial	Duels Won - Physical	Possession Contests won	Clearances	Loose Ball Receptions	Pushing On	Pushing On into Pressing	Possession Regains	Possession Interrupted
21	DANKO Adam	0 / 0	0	0	0	0	0	0	0	1	2	0	0	5	0
4	MURGAS Jan	2 / 0	2	1	2	37	0	0	1	1	4	26	15	2	2
5	OVSONKA David	3 / 3	5	0	6	22	1	0	2	3	11	22	8	7	4
6	KOSA Sebastian	3 / 1	4	0	2	1	3	1	4	6	7	8	1	6	4
8	GAJDOS Artur	5 / 1	7	0	4	29	0	0	0	1	8	31	19	5	4
10	JAMBOR Timotej	1 / 0	1	0	5	28	0	0	0	2	3	20	12	0	2
13	UJLAKY Marek	3 / 1	9	1	4	4	1	0	1	5	2	3	1	5	8
16	SAUER Leo	4 / 0	3	0	3	19	0	0	2	1	4	12	6	0	4
17	SNAJDER Dominik	6 / 3	1	1	8	25	1	1	2	0	13	37	9	5	0
18	SIKULA Nicolas	5 / 0	6	0	9	21	0	0	0	1	6	26	13	3	4
19	KOPASEK Samuel	3 / 0	2	0	6	17	0	0	0	1	6	24	6	0	2
2	MICUDA Simon	1 / 0	0	0	1	4	0	0	0	0	1	1	0	0	0
11	GAZI Adam	4 / 0	1	0	2	8	0	0	0	0	0	4	2	0	3
14	SZOLGAI Mate	0 / 0	0	0	0	10	1	0	1	0	0	8	4	1	0
15	MARCELLI Nino	4 / 0	1	1	2	3	0	0	0	0	3	12	3	1	1

INDIVIDUAL DATA PHYSICAL



Colombia v Slovakia

Physical Data

Colombia



#	Player	Total Distance (m)	Zone 1: 0-7 km/h (m)	Zone 2: 7-15 km/h (m)	Zone 3: 15-20 km/h (m)	Zone 4: 20-25 km/h (m)	Zone 5: 25+ km/h (m)	High Speed Runs (Zone 4)	Sprints (Zone 5)	Top Speed (km/h)
1	MARQUINEZ Luis	3273.2	2711.8	486.4	75.0	0	0	9	0	20.2
3	OCAMPO Edier	7820.1	2520.4	3390.8	1008.0	712.4	189.2	89	51	31.4
4	ALVAREZ Fernando	9506.0	3529.6	4422.2	1083.7	394.5	76.0	99	32	29.9
5	MANTILLA Kevin	10625.8	3869.9	5265.1	1098.7	328.3	64.8	95	17	34.1
8	PUERTA Gustavo	8409.5	2177.2	4551.2	1146.2	462.5	72.3	103	38	30.0
9	ANGEL Tomas	7125.4	2602.9	2649.2	921.3	619.9	332.0	95	54	32.6
10	ASPRILLA Yaser	10380.0	4153.0	3968.3	1258.1	660.2	340.5	120	54	32.4
11	MANYOMA Alexis	7385.9	2966.2	2492.0	1167.7	514.8	245.2	102	46	32.2
16	CORTES Oscar	11037.8	3692.1	4469.2	1544.2	954.8	377.5	139	76	30.5
17	SALAZAR Andres	9250.1	3701.0	3152.4	1214.5	661.4	520.8	117	58	34.3
18	TORRES Jhojan	7892.9	2109.0	3873.8	1160.3	620.4	129.4	102	39	31.3
6	VELEZ Jhon	3754.0	1059.8	1938.2	633.7	89.3	32.7	48	9	31.8
7	CABEZAS HURTADO Jorge	3263.7	1291.1	1087.5	560.7	198.8	125.7	44	17	33.4
13	CASTILLA Juan	4387.3	1105.2	1957.2	901.1	384.8	38.6	74	26	29.2
14	PALACIOS Julian	3370.8	924.6	1675.6	410.6	284.5	75.5	41	19	28.9
19	MONSALVE Miguel	3515.9	1009.8	1414.5	546.4	381.8	163.1	44	26	30.7

Physical Data

Slovakia



#	Player	Total Distance (m)	Zone 1: 0-7 km/h (m)	Zone 2: 7-15 km/h (m)	Zone 3: 15-20 km/h (m)	Zone 4: 20-25 km/h (m)	Zone 5: 25+ km/h (m)	High Speed Runs (Zone 4)	Sprints (Zone 5)	Top Speed (km/h)
21	DANKO Adam	6275.4	4292.3	1639.7	262.9	70.9	9.4	32	7	27.0
4	MURGAS Jan	11244.8	2479.5	5768.6	2229.8	680.3	86.6	162	49	29.5
5	OVSONKA David	10742.0	3417.0	5213.1	1578.0	452.2	82.7	130	33	30.4
6	KOSA Sebastian	10497.8	3308.9	5442.0	1311.2	323.3	111.3	105	27	30.2
8	GAJDOS Artur	11136.9	4080.5	4572.8	1657.2	644.8	181.5	141	46	29.8
10	JAMBOR Timotej	11085.8	3296.9	5545.1	1453.4	643.0	147.4	135	56	29.1
13	UJLAKY Marek	8119.9	2595.1	4224.0	811.2	344.3	145.3	76	29	32.1
16	SAUER Leo	6789.1	2439.3	2992.0	740.7	446.0	171.1	68	37	33.4
17	SNAJDER Dominik	11682.8	3433.6	5604.2	1900.8	601.7	142.5	160	39	31.0
18	SIKULA Nicolas	10691.0	4122.5	4320.2	1288.3	650.0	310.0	127	54	32.3
19	KOPASEK Samuel	9500.9	2993.7	4036.9	1506.8	708.8	254.6	120	49	32.9
2	MICUDA Simon	2081.8	555.2	877.7	326.4	139.9	182.4	30	16	34.1
11	GAZI Adam	3256.9	890.8	1417.4	533.8	256.6	158.3	45	20	30.7
14	SZOLGAI Mate	2273.2	494.9	1059.8	463.3	212.5	42.7	30	10	28.2
15	MARCELLI Nino	4602.6	1408.4	2026.5	647.1	360.4	160.2	53	28	32.9

