



FIFA
U-20 WORLD CUP
ARGENTINA 2023



USA 4 - 0 New Zealand

Round of 16 - Match 38

30 May 2023

14:30 Kick Off

Estadio Malvinas Argentinas

POST MATCH SUMMARY REPORT

Match Summary - Teams

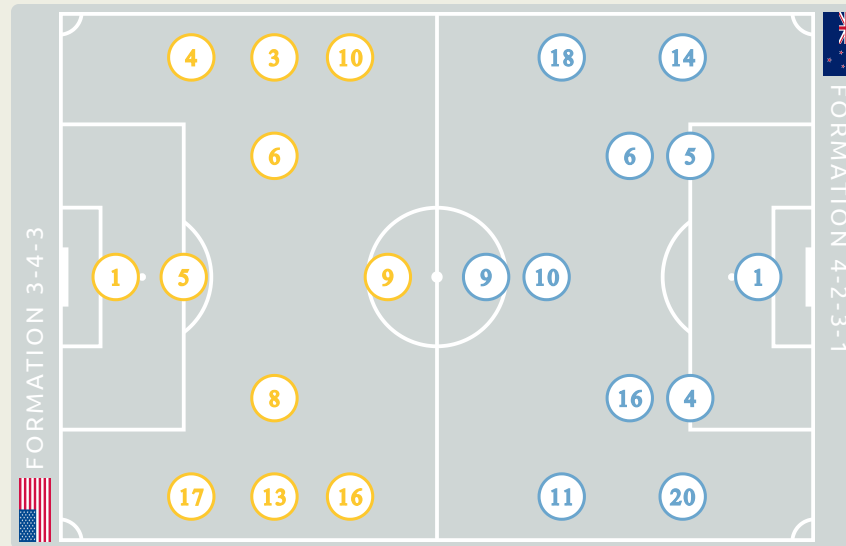


STARTING

1	GK	SLONINA Gaga	
3	DF	WILEY Caleb	↓ 71'
4	DF	WYNDER Joshua	
5	DF	CRAIG Brandan	
6	MF	EDELMAN Daniel (C)	
8	MF	McGLYNN Jack	↓ 71'
9	FW	COWELL Cade	⚽ 61' ↓ 83'
10	MF	LUNA Diego	↓ 79'
13	DF	GOMEZ Jonathan	
16	MF	WOLFF Owen	⚽ 14' ↓ 79'
17	DF	CHE Justin	⚽ 75'

SUBSTITUTES

12	GK	CARRERA Antonio	
21	GK	BORTO Alexander	
2	DF	HALLIDAY Michael	↑ 71'
7	MF	SULLIVAN Quinn	
11	MF	PAREDES Kevin	↑ 83'
14	MF	FERKRANUS Marcus	
15	MF	TSAKIRIS Niko	↑ 79'
18	MF	VARGAS Obed	↑ 71'
19	FW	YAPI Darren	
20	MF	PUKSTAS Rokas	↑ 79' ⚽ 82'



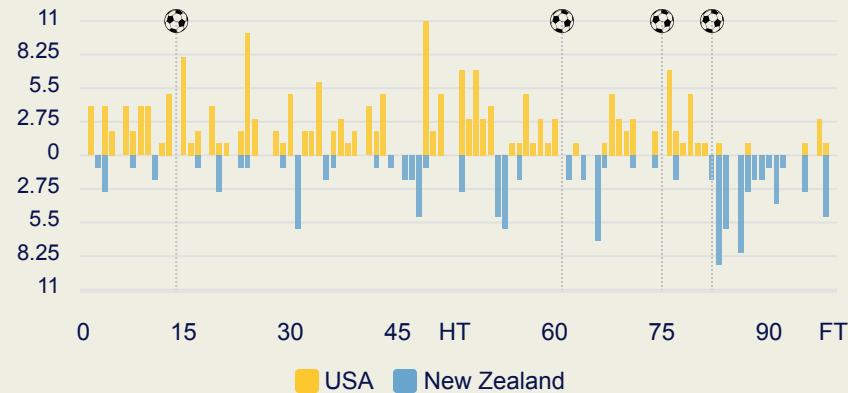
STARTING

SIMS Kees	GK	1	
HUGHES Isaac	DF	4	
(C) SURMAN Finn	DF	5	
CONCHIE Fin	MF	6	
↓ 80'	COLLOTY Oliver	FW	9
HERDMAN Jay	MF	10	
GARBETT Norman	FW	11	
↓ 50'	LINDER Finn	DF	14
↓ 66'	McKAY Dan	MF	16
↓ 80'	WALLACE Benjamin	MF	18
KELLY-HEALD Lukas	DF	20	


SUBSTITUTES

GRAY Henry	GK	13	
KELLY-HEALD Albert	GK	21	
JARVIE Jackson	DF	2	
SUPYK Adam	DF	3	
↑ 66'	KARUNARATNE Noah	FW	7
MANUEL Jackson	MF	8	
OLEARY Everton	DF	12	
↑ 50'	RAJ Aaryan	DF	15
↑ 80'	FAY Oliver	FW	17
↑ 80'	DONKERS Kian	FW	19

Distribution in the Final Third



Match Summary - Key Statistics



Possession

Total	52.3%	9.6%	38.1%	Total
4	Goals			0
23 (8)	Attempts at Goal (On Target)			3 (2)
581 (521)	Total Passes (Complete)			432 (357)
90 %	Pass Completion %			83 %
122	Completed Line Breaks			76
19	Defensive Line Breaks			5
140	Receptions in the Final Third			73
31	Crosses			14
20	Ball Progressions			7
266 (52)	Defensive Pressures Applied (Direct Pressures)			325 (54)
68	Forced Turnovers			69
79	Second Balls			66
122.6 km	Total Distance Covered			119.9 km
17.6 km	High Speed (Zone 4) Distance Covered			18.7 km



USA

Phases of Play

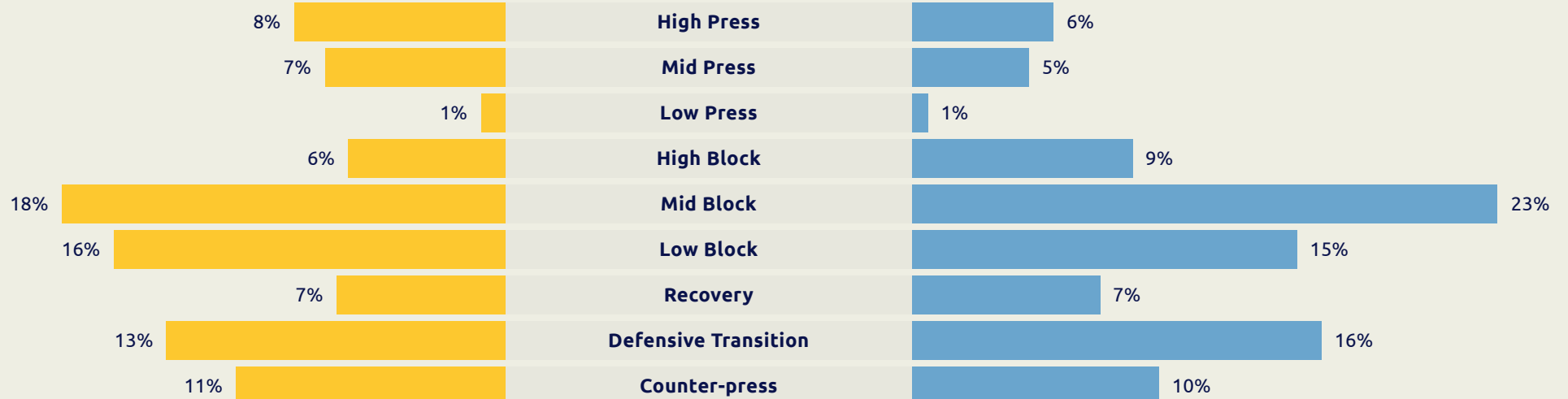
New Zealand



IN POSSESSION



OUT OF POSSESSION

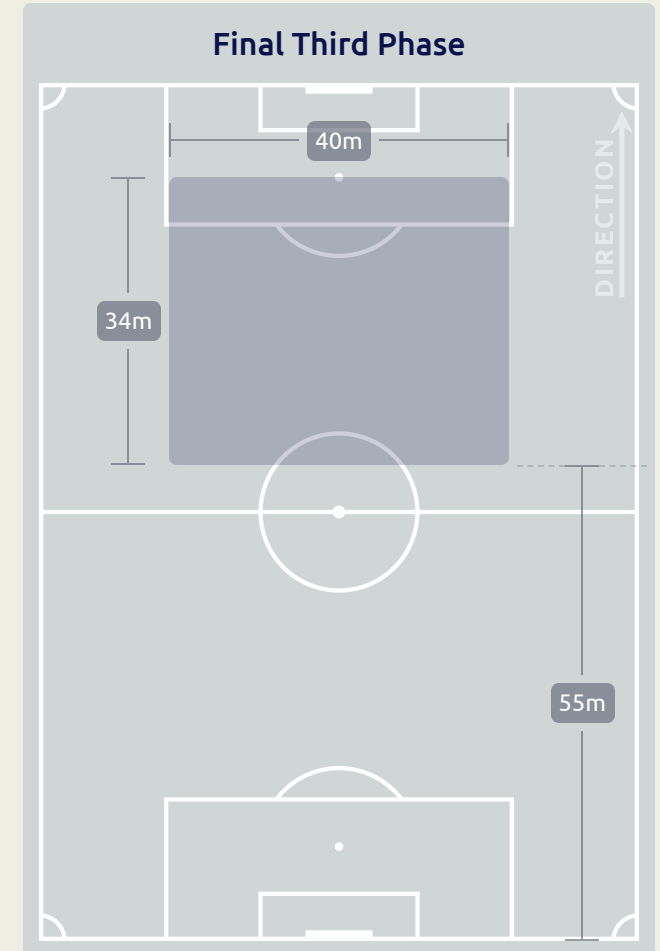
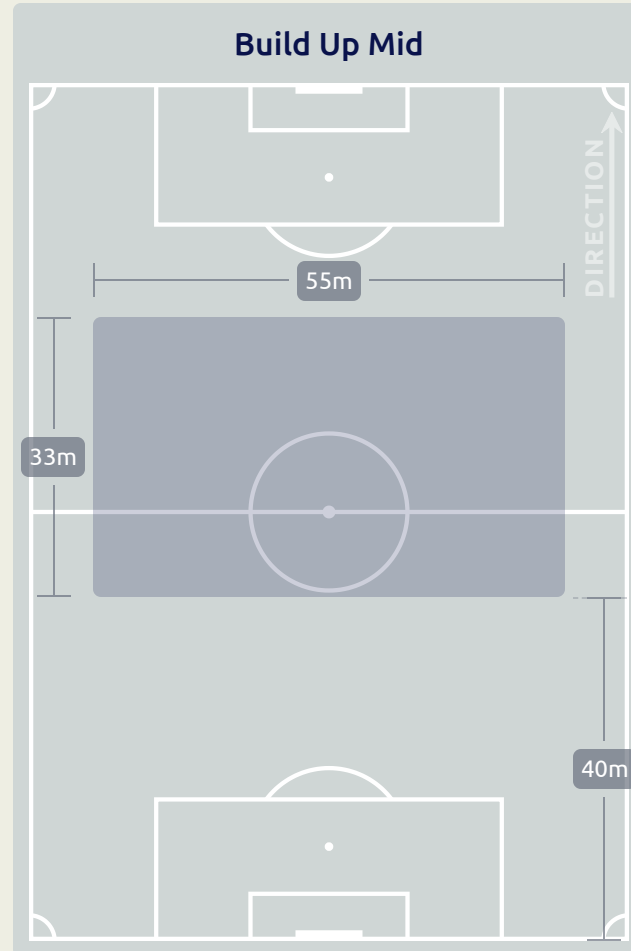
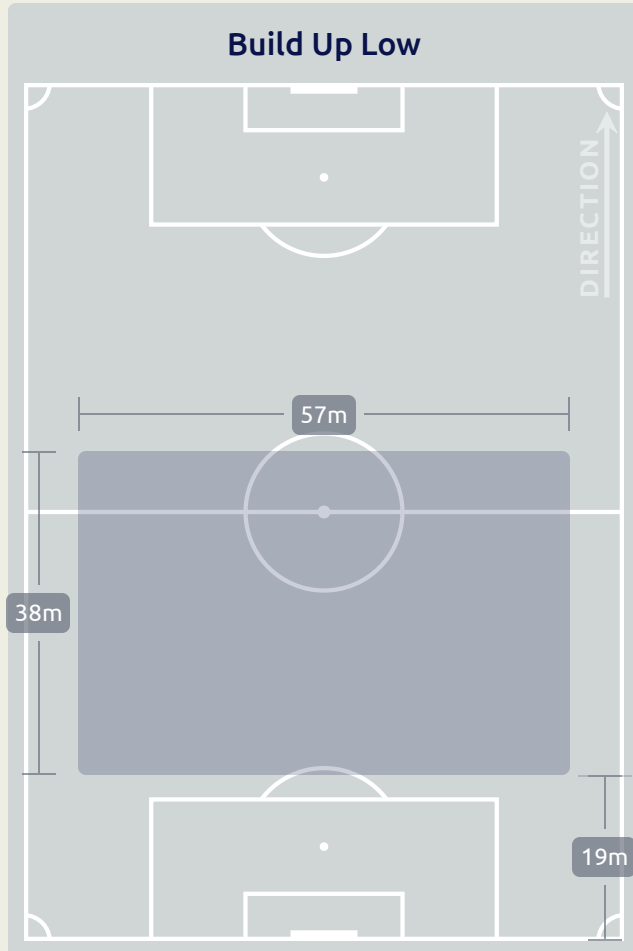


IN POSSESSION

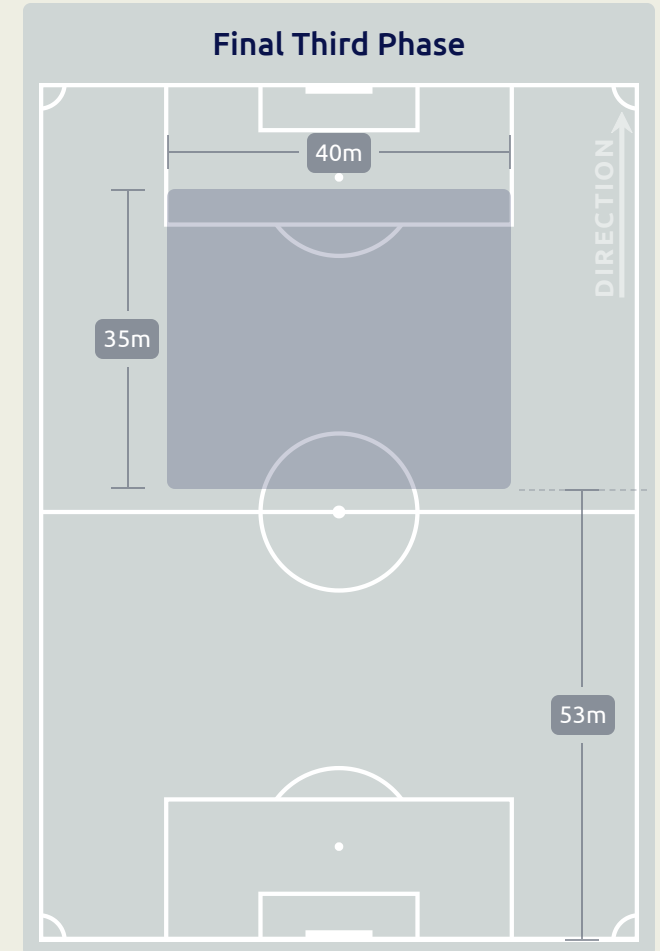
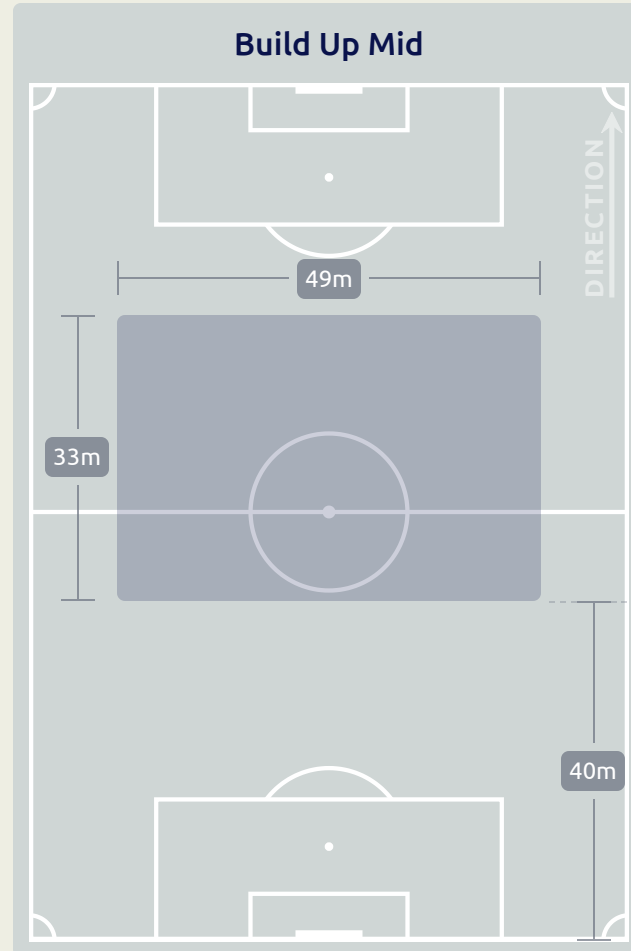
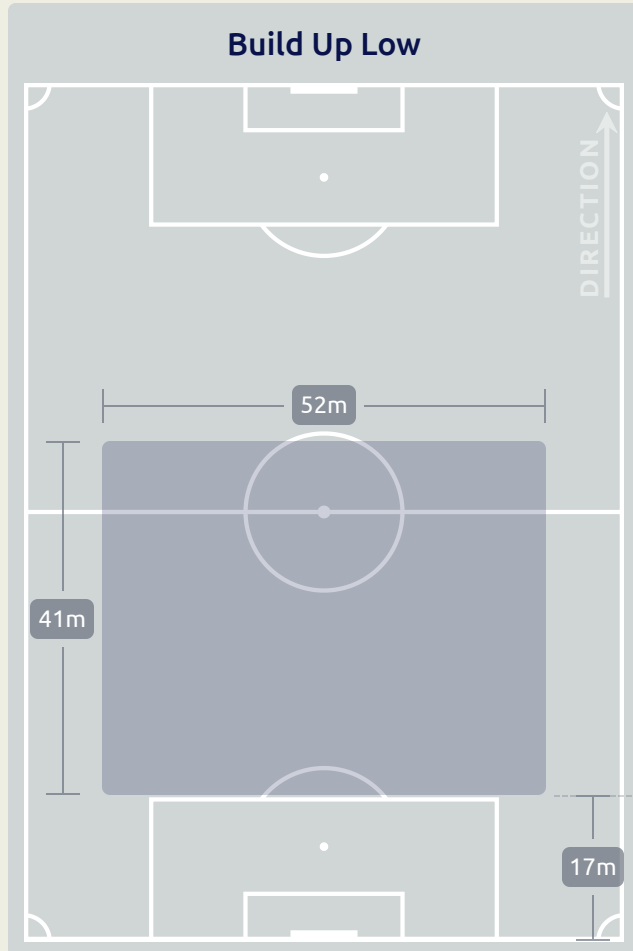


USA v New Zealand

In Possession Line Height & Team Length



In Possession Line Height & Team Length



Line Breaks

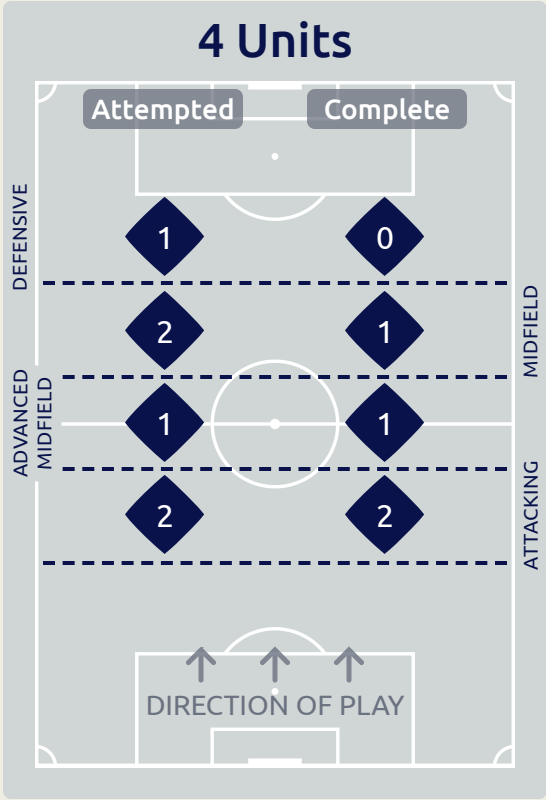


Attempted Line Breaks
153

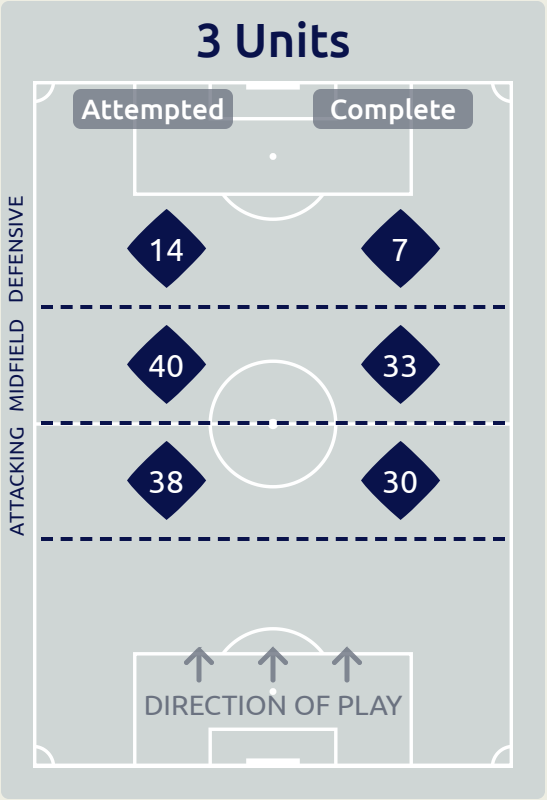
62 Attempted
53 Complete

41 Attempted
40 Complete

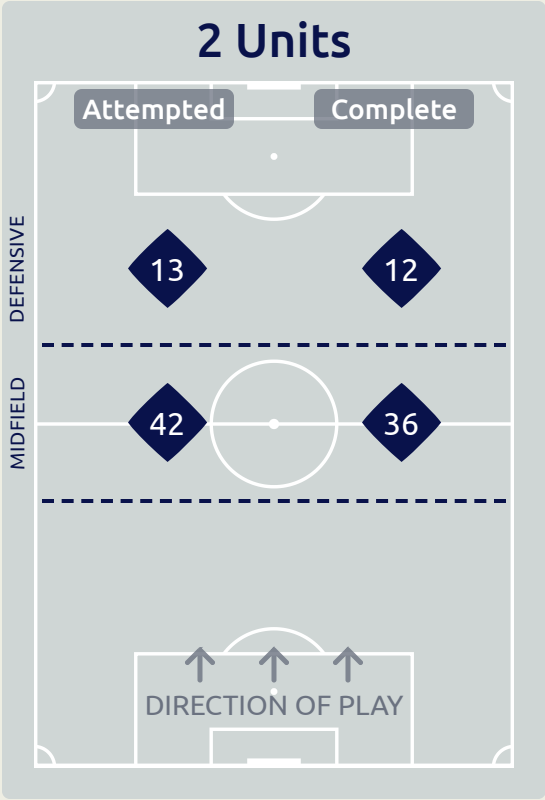
50 Attempted
29 Complete



Attempted Line Breaks 6
Inside Shape 5
Outside Shape 1



Attempted Line Breaks 92
Inside Shape 57
Outside Shape 35



Attempted Line Breaks 55
Inside Shape 28
Outside Shape 27

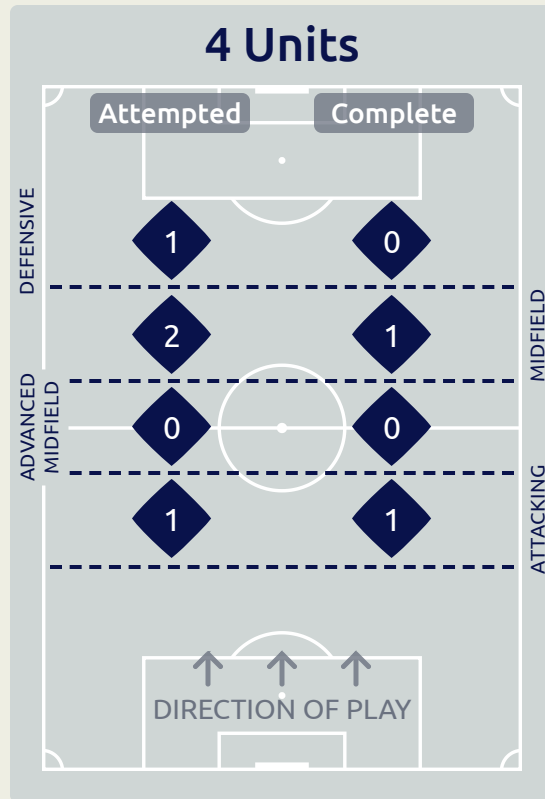
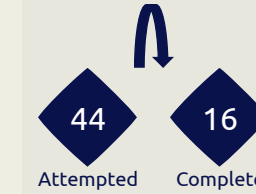
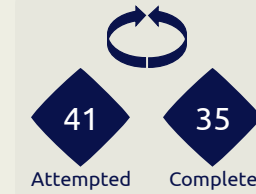
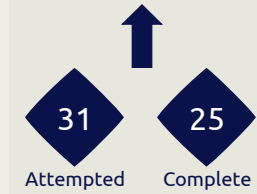
Line Breaks



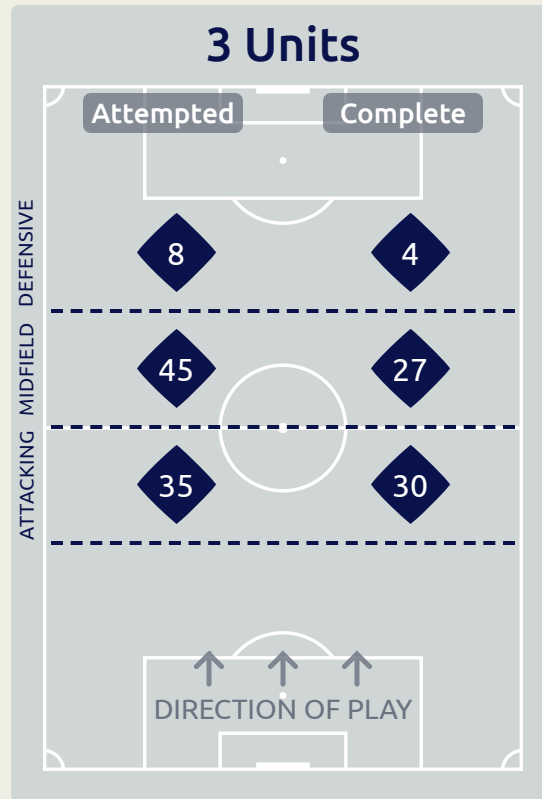
New Zealand

Attempted Line Breaks

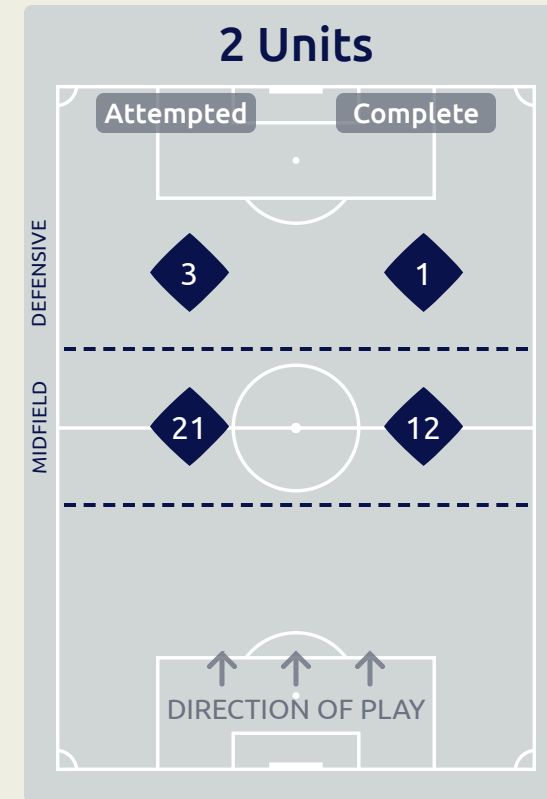
116



Attempted Line Breaks	4
Inside Shape	2
Outside Shape	2



Attempted Line Breaks	88
Inside Shape	51
Outside Shape	37



Attempted Line Breaks	24
Inside Shape	15
Outside Shape	9

Line Breaks



					4 Units				3 Units			2 Units		Direction			Distribution Type		
#	Player	Line Breaks Attempted	Line Breaks Completed	Line Break Completion %	Attacking Line	Attacking Midfield Line	Midfield Line	Defensive Line	Attacking Line	Midfield Line	Defensive Line	Midfield Line	Defensive Line	Through	Around	Over	Pass	Cross	Ball Progression
1	SLONINA Gaga	3	2	66%	0	0	0	0	0	1	0	2	0	0	0	3	3	0	0
3	WILEY Caleb	5	3	60%	0	0	0	0	1	0	1	2	1	0	3	2	5	0	0
4	WYNDER Joshua	26	21	80%	1	1	0	1	16	1	1	4	1	10	8	8	25	1	0
5	CRAIG Brandan	17	11	64%	0	0	1	0	5	5	1	4	1	8	2	7	16	1	0
6	EDELMAN Daniel	18	17	94%	0	0	0	0	3	5	0	10	0	11	7	0	18	0	0
8	McGLYNN Jack	36	30	83%	0	0	1	0	5	11	5	12	2	18	4	14	36	0	0
9	COWELL Cade	8	6	75%	0	0	0	0	0	1	3	1	3	1	5	2	6	0	2
10	LUNA Diego	6	5	83%	0	0	0	0	0	2	2	1	1	3	2	1	5	0	1
13	GOMEZ Jonathan	5	3	60%	0	0	0	0	0	2	1	1	1	0	1	4	3	1	1
16	WOLFF Owen	7	7	100%	0	0	0	0	0	5	0	1	1	5	2	0	7	0	0
17	CHE Justin	17	13	76%	1	0	0	0	7	5	0	3	1	5	4	8	15	1	1
2	HALLIDAY Michael	2	1	50%	0	0	0	0	1	1	0	0	0	0	1	1	2	0	0
11	PAREDES Kevin	1	1	100%	0	0	0	0	0	0	0	0	1	0	1	0	1	0	0
15	TSAKIRIS Niko	0	0	0%	0	0	0	0	0	0	0	0	0	0	0	0	0	0	0
18	VARGAS Obed	1	1	100%	0	0	0	0	0	0	0	1	0	0	1	0	1	0	0
20	PUKSTAS Rokas	1	1	100%	0	0	0	0	0	1	0	0	0	1	0	0	1	0	0

Line Breaks

New Zealand



					4 Units				3 Units			2 Units		Direction			Distribution Type		
#	Player	Line Breaks Attempted	Line Breaks Completed	Line Break Completion %	Attacking Line	Attacking Midfield Line	Midfield Line	Defensive Line	Attacking Line	Midfield Line	Defensive Line	Midfield Line	Defensive Line	Through	Around	Over	Pass	Cross	Ball Progression
1	SIMS Kees	10	4	40%	0	0	0	0	4	5	0	1	0	0	0	10	10	0	0
4	HUGHES Isaac	13	10	76%	0	0	0	0	10	2	0	0	1	2	8	3	13	0	0
5	SURMAN Finn	9	7	77%	1	0	0	0	5	2	0	1	0	2	5	2	9	0	0
6	CONCHIE Fin	21	13	61%	0	0	0	0	4	4	3	10	0	10	2	9	20	1	0
9	COLLOTY Oliver	1	0	0%	0	0	0	0	0	1	0	0	0	0	0	1	1	0	0
10	HERDMAN Jay	9	8	88%	0	0	0	0	1	5	1	2	0	5	2	2	8	0	1
11	GARBETT Norman	2	1	50%	0	0	0	0	0	0	1	1	0	0	2	0	1	0	1
14	LINDER Finn	7	4	57%	0	0	0	0	4	2	0	1	0	2	3	2	7	0	0
16	McKAY Dan	2	1	50%	0	0	0	1	0	1	0	0	0	1	0	1	2	0	0
18	WALLACE Benjamin	7	6	85%	0	0	1	0	0	3	1	1	1	3	2	2	7	0	0
20	KELLY-HEALD Lukas	23	14	60%	0	0	1	0	4	12	1	4	1	4	12	7	22	1	0
7	KARUNARATNE Noah	2	2	100%	0	0	0	0	0	2	0	0	0	0	2	0	2	0	0
15	RAJ Aaryan	8	5	62%	0	0	0	0	3	5	0	0	0	1	3	4	8	0	0
17	FAY Oliver	1	1	100%	0	0	0	0	0	0	1	0	0	0	0	1	1	0	0
19	DONKERS Kian	1	0	0%	0	0	0	0	0	1	0	0	0	1	0	0	1	0	0



Passing Networks

#	Passes From ↓ to →	SLONINA Gaga	WILEY Caleb	WYNDER Joshua	CRAIG Brandan	EDELMAN Daniel	McGLYNN Jack	COWELL Cade	LUNA Diego	GOMEZ Jonathan	WOLFF Owen	CHE Justin	HALLIDAY Michael	PAREDES Kevin	TSAKIRIS Niko	VARGAS Obed	PUKSTAS Rokas
1	SLONINA Gaga		0	10	10	3	1	0	0	0	0	2	0	0	0	0	2
3	WILEY Caleb	0		2	0	5	2	2	6	0	0	1	0	0	0	0	0
4	WYNDER Joshua	8	4		22	9	8	4	7	4	2	4	0	0	0	2	0
5	CRAIG Brandan	4	0	30		9	6	2	3	1	1	10	0	1	0	0	1
6	EDELMAN Daniel	2	4	11	8		8	8	8	2	7	4	2	0	1	0	0
8	McGLYNN Jack	0	7	13	8	6		6	7	4	3	11	0	0	0	0	0
9	COWELL Cade	0	4	4	0	0	1		7	2	2	1	0	0	1	1	0
10	LUNA Diego	0	2	4	1	6	9	8		5	3	1	0	0	0	0	0
13	GOMEZ Jonathan	0	0	1	2	1	5	2	1		4	4	0	0	0	2	0
16	WOLFF Owen	0	0	2	3	4	5	3	4	3		4	0	0	0	0	0
17	CHE Justin	5	4	2	11	6	9	2	0	2	3		1	0	0	0	0
2	HALLIDAY Michael	0	0	0	0	1	0	0	0	0	0	0		1	0	0	0
11	PAREDES Kevin	0	0	0	0	0	0	0	0	1	0	0	0		0	0	0
15	TSAKIRIS Niko	0	0	0	0	1	0	0	0	0	0	1	0	1		0	0
18	VARGAS Obed	0	0	2	0	0	0	0	0	2	0	0	0	0	0		3
20	PUKSTAS Rokas	0	0	0	0	0	0	0	0	1	0	1	0	2	0	1	

Top 5 Player to Player Passers		
Player	Passed To	% of Total Team Passes
CRAIG Brandan	WYNDER Joshua	6%
WYNDER Joshua	CRAIG Brandan	4.4%
McGLYNN Jack	WYNDER Joshua	2.6%
EDELMAN Daniel	WYNDER Joshua	2.2%
McGLYNN Jack	CHE Justin	2.2%

Passing Networks

New Zealand



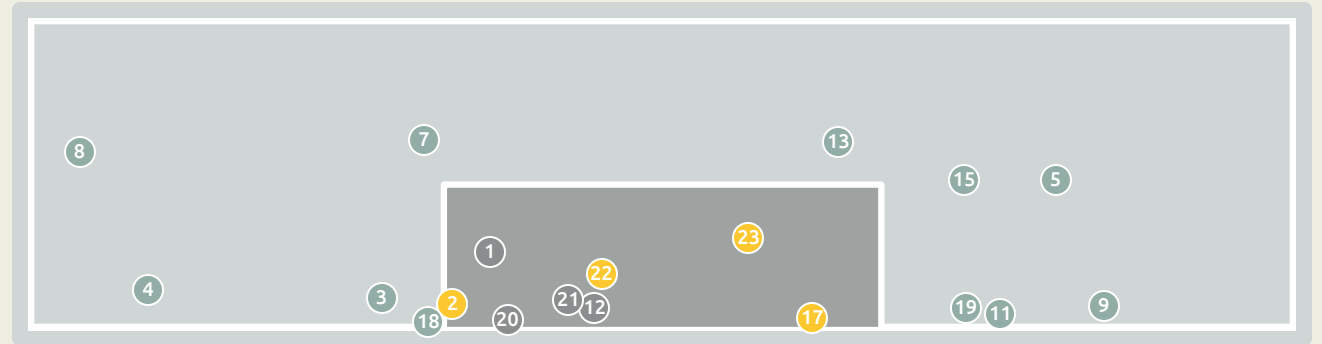
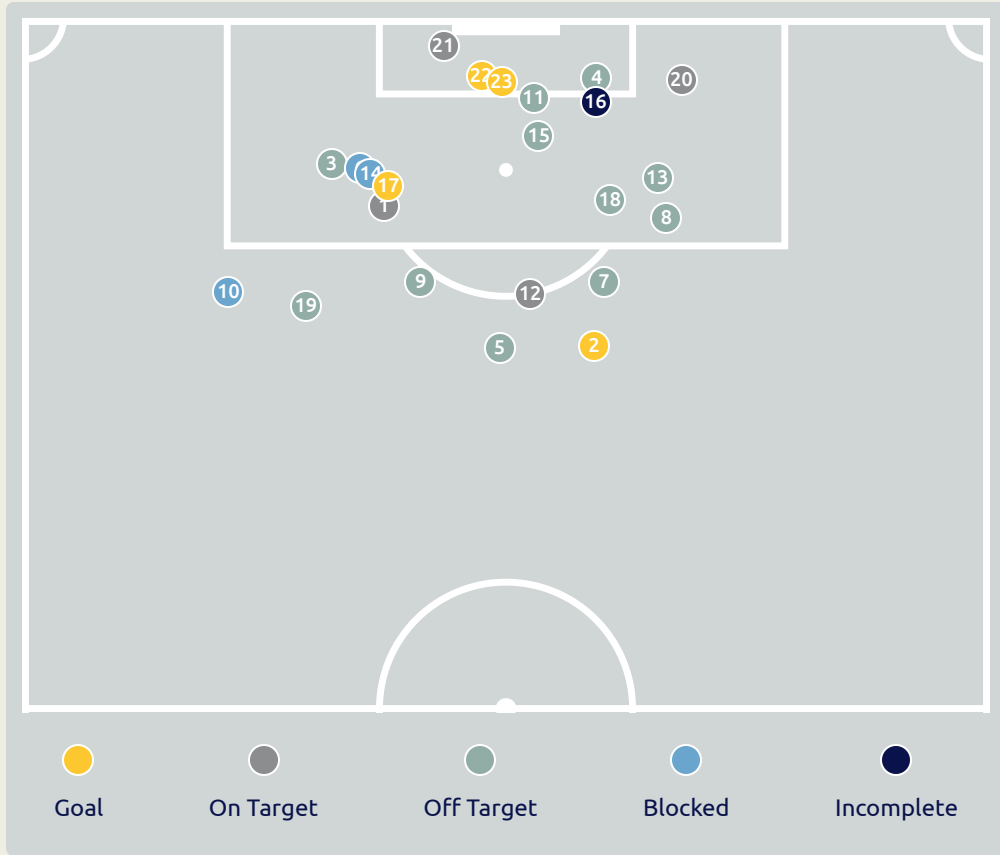
#	Passes From ↓ to →	SIMS Kees	HUGHES Isaac	SURMAN Finn	CONCHIE Fin	COLLOTY Oliver	HERDMAN Jay	GARBETT Norman	LINDER Finn	McKAY Dan	WALLACE Benjamin	KELLY-HEALD Lukas	KARUNARATNE Noah	RAJ Aaryan	FAY Oliver	DONKERS Kian
1	SIMS Kees		13	5	4	0	0	0	1	0	1	4	0	0	0	0
4	HUGHES Isaac	3		15	6	1	1	0	0	0	0	23	0	2	0	0
5	SURMAN Finn	2	14		7	1	0	0	5	3	3	1	0	5	0	0
6	CONCHIE Fin	0	10	7		2	4	3	1	2	1	9	2	3	0	1
9	COLLOTY Oliver	0	0	0	4		1	1	0	3	3	0	0	0	0	0
10	HERDMAN Jay	0	3	0	7	4		1	2	4	3	1	2	6	1	1
11	GARBETT Norman	0	0	0	4	0	3		0	5	0	5	0	0	0	1
14	LINDER Finn	1	0	6	2	0	0	0		1	0	0	0	0	0	0
16	McKAY Dan	0	3	1	5	1	2	1	0		0	4	0	3	0	0
18	WALLACE Benjamin	0	0	0	2	2	3	2	0	0		0	0	0	0	0
20	KELLY-HEALD Lukas	0	6	1	7	1	2	5	0	4	1		1	0	1	0
7	KARUNARATNE Noah	0	1	0	0	0	1	0	0	0	0	1		1	1	1
15	RAJ Aaryan	1	2	10	6	0	2	3	0	1	0	0	0		0	0
17	FAY Oliver	0	1	0	0	0	0	0	0	0	0	1	0	0		0
19	DONKERS Kian	0	0	0	0	0	2	0	0	0	0	0	0	0	0	

Top 5 Player to Player Passers

Player	Passed To	% of Total Team Passes
HUGHES Isaac	KELLY-HEALD Lukas	6.7%
HUGHES Isaac	SURMAN Finn	4.4%
SURMAN Finn	HUGHES Isaac	4.1%
SIMS Kees	HUGHES Isaac	3.8%
CONCHIE Fin	HUGHES Isaac	2.9%



Attempts at Goal



Key	Outcome	Shots
●	Goals	4
●	On Target	4
●	Off Target	11
●	Blocked	3
●	Incomplete	1



Attempts at Goal

Time	Player	Outcome	Body Part	Delivery Type
10	4 WYNDER Joshua	On Target - Saved	Right Foot	Pass
13	16 WOLFF Owen	On Target - Goal	Right Foot	Pass
17	10 LUNA Diego	Deflected Off Target - Defensive Event	Left Foot	Ball Progression
21	17 CHE Justin	Off Target	Head	Corner
32	16 WOLFF Owen	Off Target	Right Foot	Pass
33	9 COWELL Cade	Incomplete - Blocked	Right Foot	Pass
33	8 McGLYNN Jack	Off Target	Left Foot	Pass
34	13 GOMEZ Jonathan	Off Target	Left Foot	Other
37	10 LUNA Diego	Deflected Off Target - Defensive Event	Left Foot	Ball Progression
48	9 COWELL Cade	Incomplete - Blocked	Right Foot	Pass
49	13 GOMEZ Jonathan	Off Target	Right Foot	Cross
51	6 EDELMAN Daniel	On Target - Saved	Right Foot	Loose Ball
51	6 EDELMAN Daniel	Off Target	Right Foot	Loose Ball
51	17 CHE Justin	Incomplete - Blocked	Right Foot	Loose Ball
51	4 WYNDER Joshua	Off Target	Right Foot	Pass
59	5 CRAIG Brandan	Incomplete - Player On Ball Error	Upper Body	Corner
60	9 COWELL Cade	On Target - Goal	Left Foot	Pass

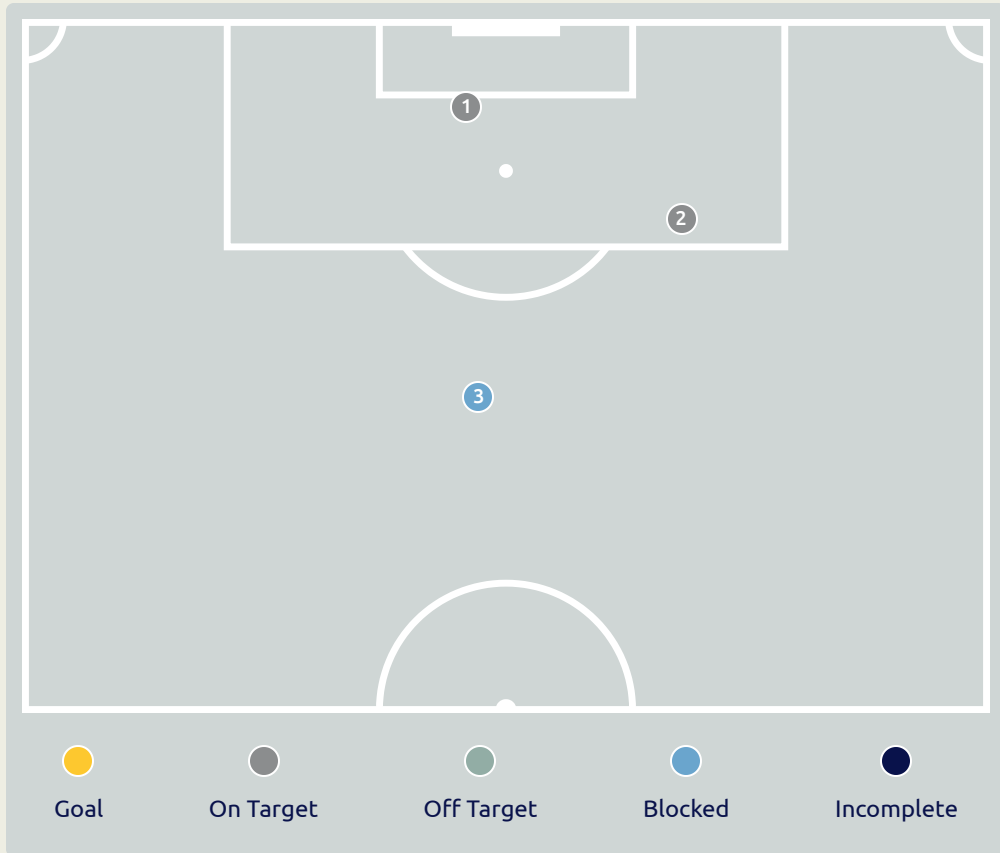


Attempts at Goal

Time	Player	Outcome	Body Part	Delivery Type
63	10 LUNA Diego	Off Target	Right Foot	Ball Progression
69	9 COWELL Cade	Off Target	Right Foot	Pass
71	2 HALLIDAY Michael	On Target - Saved	Right Foot	Cross
74	10 LUNA Diego	On Target - Goal Prevented	Right Foot	Cross
74	17 CHE Justin	On Target - Goal	Left Foot	Loose Ball
81	20 PUKSTAS Rokas	On Target - Goal	Head	Freekick

Attempts at Goal

New Zealand



Key	Outcome	Shots
●	Goals	0
●	On Target	2
●	Off Target	0
●	Blocked	1
●	Incomplete	0

Attempts at Goal

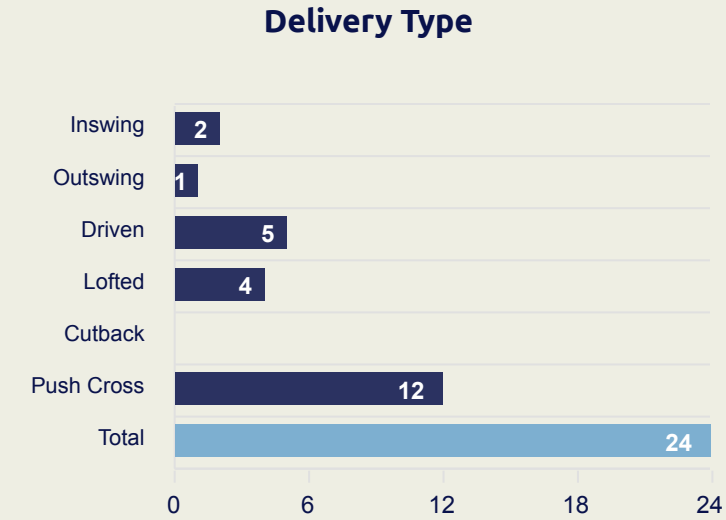
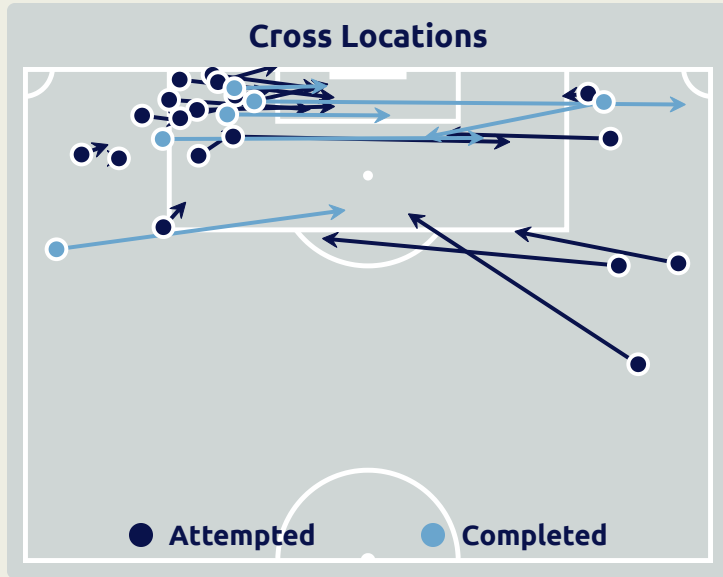
New Zealand



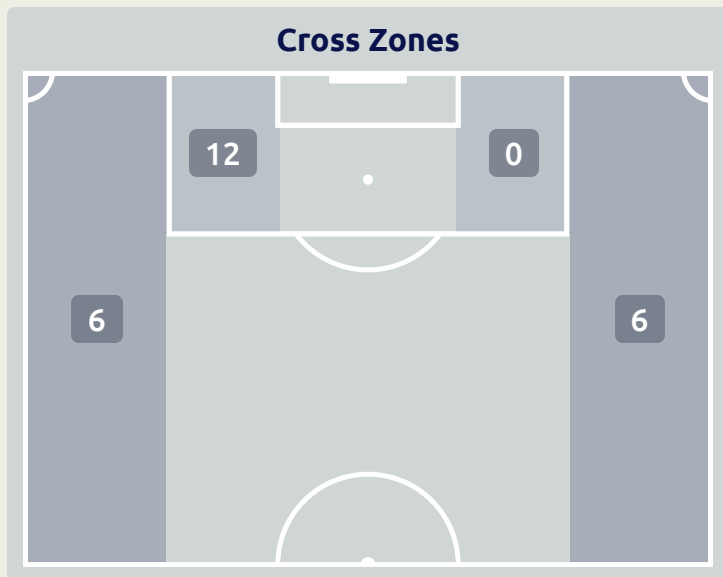
Time	Player	Outcome	Body Part	Delivery Type
4	11 GARBETT Norman	Deflected On Target - Saved	Right Foot	Cross
11	10 HERDMAN Jay	On Target - Saved	Left Foot	Loose Ball
31	6 CONCHIE Fin	Incomplete - Blocked	Right Foot	Pass



Crosses (Open Play)



#	Player	Inswing	Outswing	Driven	Lofted	Cutback	Push Cross	Total Attempted
1	SLONINA Gaga	0	0	0	0	0	0	0
3	WILEY Caleb	0	0	4	2	0	3	9
4	WYNDER Joshua	1	0	0	0	0	0	1
5	CRAIG Brandan	0	0	0	0	0	0	0
6	EDELMAN Daniel	0	0	0	0	0	0	0
8	McGLYNN Jack	0	0	1	0	0	0	1
9	COWELL Cade	0	0	0	0	0	7	7
10	LUNA Diego	0	0	0	0	0	0	0
13	GOMEZ Jonathan	1	0	0	2	0	2	5
16	WOLFF Owen	0	0	0	0	0	0	0
17	CHE Justin	0	1	0	0	0	0	1
2	HALLIDAY Michael	0	0	0	0	0	0	0
11	PAREDES Kevin	0	0	0	0	0	0	0
15	TSAKIRIS Niko	0	0	0	0	0	0	0
18	VARGAS Obed	0	0	0	0	0	0	0
20	PUKSTAS Rokas	0	0	0	0	0	0	0



Attempted

24

Completed

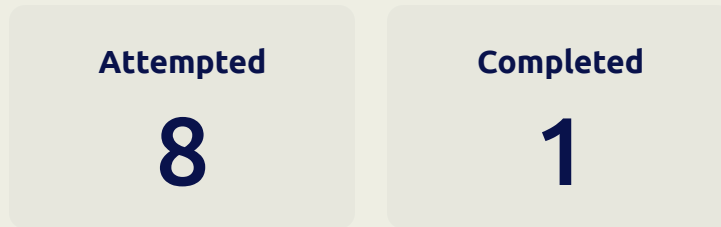
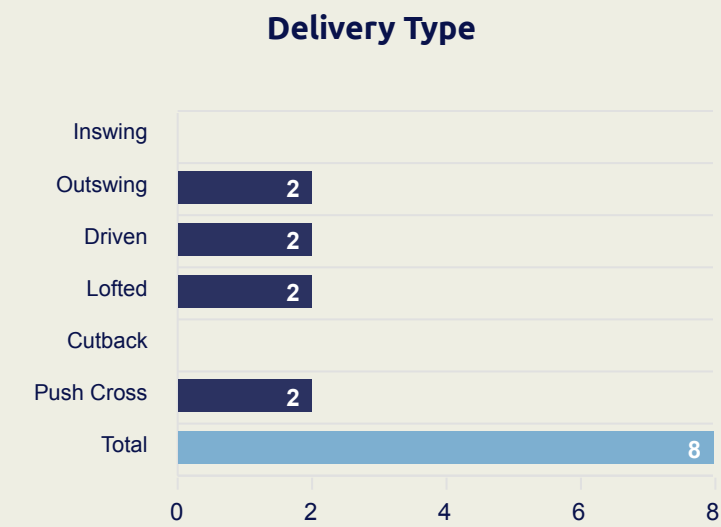
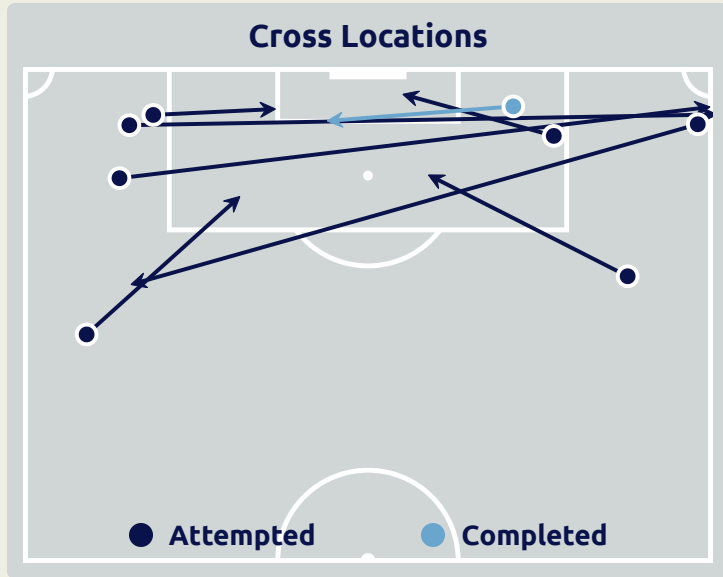
6

Most Crosses Attempted

9

WILEY Caleb
LEFT MIDFIELD

Crosses (Open Play)



#	Player	Inswing	Outswing	Driven	Lofted	Cutback	Push Cross	Total Attempted
1	SIMS Kees	0	0	0	0	0	0	0
4	HUGHES Isaac	0	0	0	0	0	0	0
5	SURMAN Finn	0	0	0	0	0	0	0
6	CONCHIE Fin	0	1	0	0	0	0	1
9	COLLOTY Oliver	0	0	0	0	0	0	0
10	HERDMAN Jay	0	0	0	1	0	1	2
11	GARBETT Norman	0	1	0	0	0	0	1
14	LINDER Finn	0	0	0	0	0	0	0
16	McKAY Dan	0	0	0	0	0	0	0
18	WALLACE Benjamin	0	0	1	0	0	0	1
20	KELLY-HEALD Lukas	0	0	0	1	0	1	2
7	KARUNARATNE Noah	0	0	0	0	0	0	0
15	RAJ Aaryan	0	0	0	0	0	0	0
17	FAY Oliver	0	0	1	0	0	0	1
19	DONKERS Kian	0	0	0	0	0	0	0



Offering to Receive

525
Total Offers Made

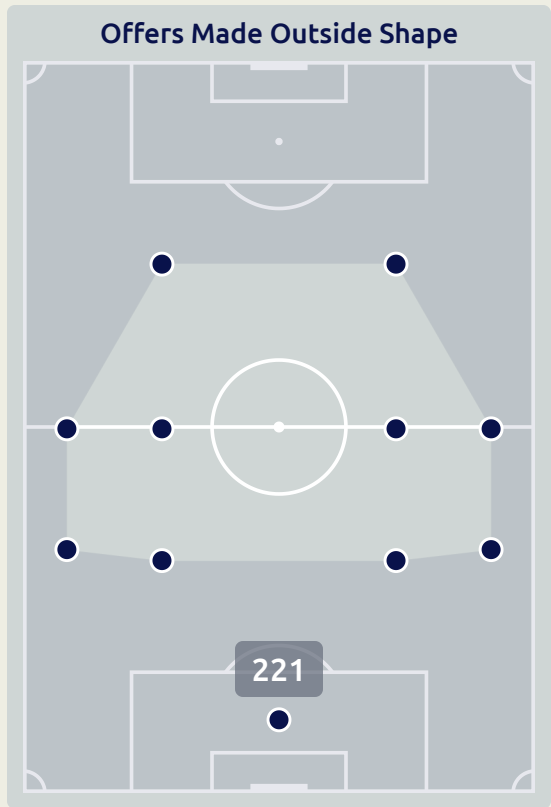
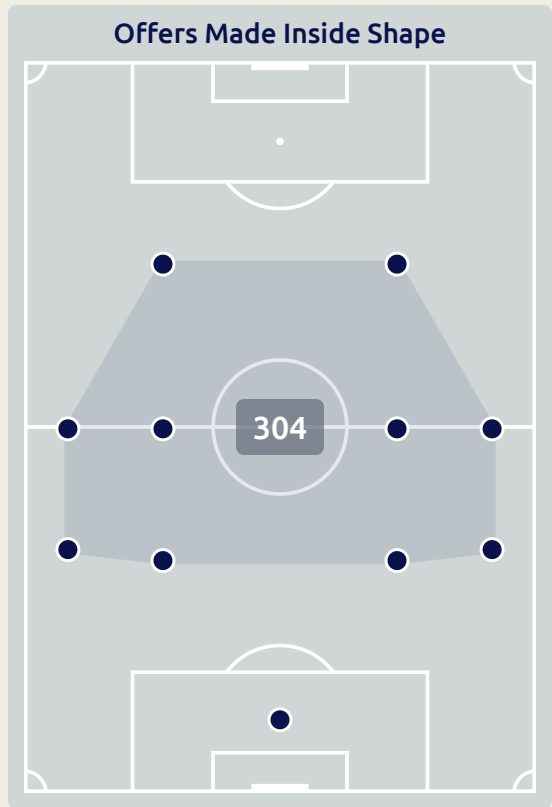
186
Total Offers Received

Most Offers
71
WOLFF Owen
RIGHT WINGER

226
Offers Made in Final Third

197
Offers Made in Middle Third

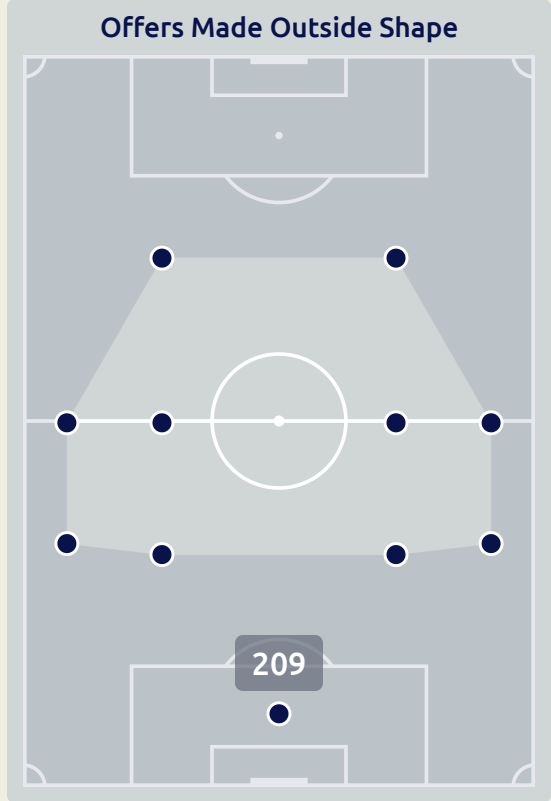
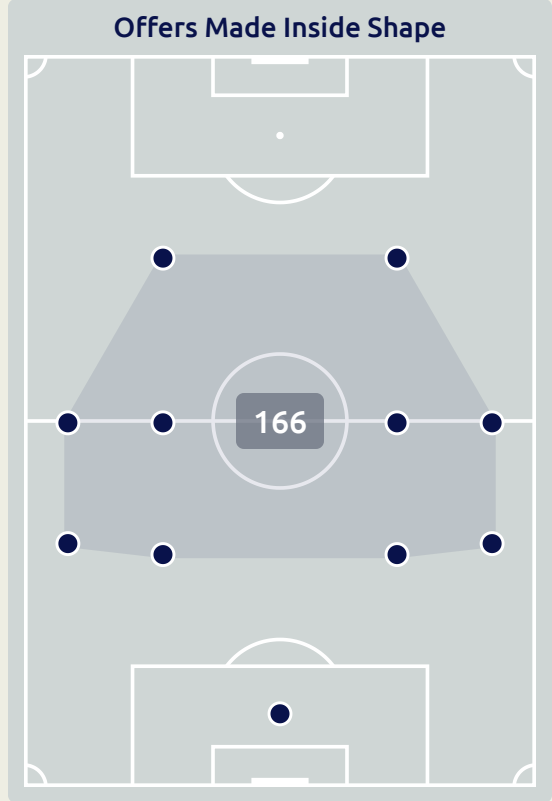
102
Offers Made in Defensive Third



#	Player	Offers Made	Offers Received	% Made & Received
1	SLONINA Gaga	20	2	10%
3	WILEY Caleb	32	12	37.5%
4	WYNDER Joshua	26	17	65.4%
5	CRAIG Brandan	23	13	56.5%
6	EDELMAN Daniel	68	22	32.4%
8	McGLYNN Jack	58	30	51.7%
9	COWELL Cade	70	21	30%
10	LUNA Diego	50	20	40%
13	GOMEZ Jonathan	53	19	35.8%
16	WOLFF Owen	71	16	22.5%
17	CHE Justin	18	4	22.2%
2	HALLIDAY Michael	5	1	20%
11	PAREDES Kevin	4	3	75%
15	TSAKIRIS Niko	15	5	33.3%
18	VARGAS Obed	5	0	0%
20	PUKSTAS Rokas	7	1	14.3%

Offering to Receive

New Zealand



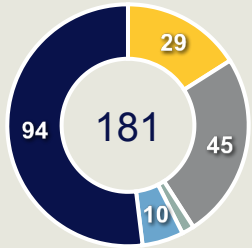
#	Player	Offers Made	Offers Received	% Made & Received
1	SIMS Kees	5	3	60%
4	HUGHES Isaac	23	9	39.1%
5	SURMAN Finn	15	7	46.7%
6	CONCHIE Fin	11	5	45.5%
9	COLLOTY Oliver	26	9	34.6%
10	HERDMAN Jay	88	22	25%
11	GARBETT Norman	76	17	22.4%
14	LINDER Finn	8	5	62.5%
16	McKAY Dan	33	11	33.3%
18	WALLACE Benjamin	30	12	40%
20	KELLY-HEALD Lukas	12	2	16.7%
7	KARUNARATNE Noah	13	3	23.1%
15	RAJ Aaryan	17	12	70.6%
17	FAY Oliver	10	4	40%
19	DONKERS Kian	8	2	25%



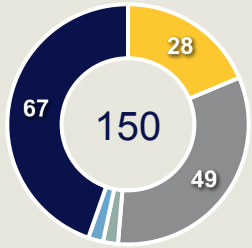
Movement to Receive

Movement Types by Phase

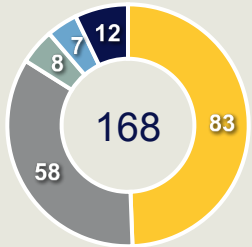
Final Third Phase



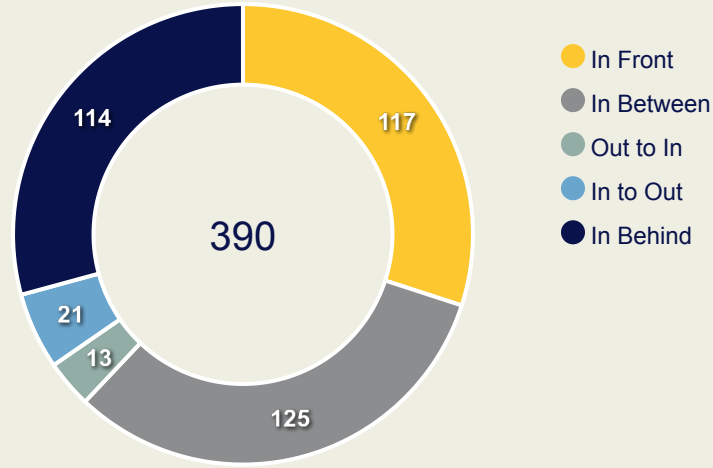
Progression Phase



Build Up Phase



All Movement Types

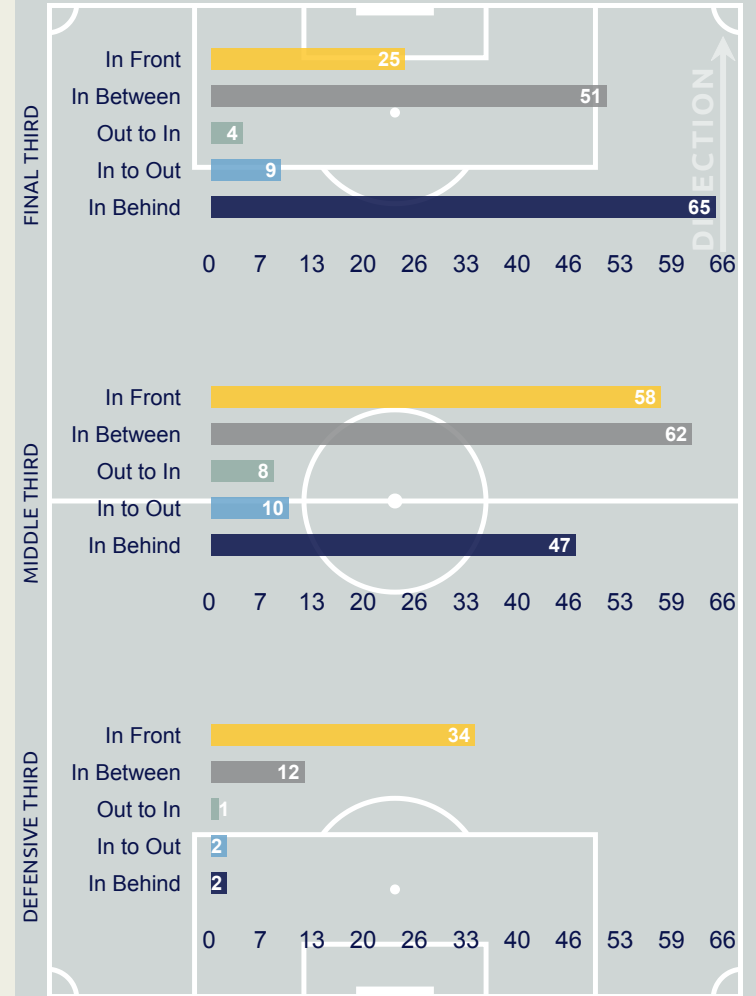


- In Front
- In Between
- Out to In
- In to Out
- In Behind

Top Ranked Players

Type	Player	Movements
In Front	8 McGLYNN Jack	39
In Between	16 WOLFF Owen	29
Out to In	9 COWELL Cade	5
In to Out	16 WOLFF Owen	6
In Behind	9 COWELL Cade	23

Movement Types Pitch Third

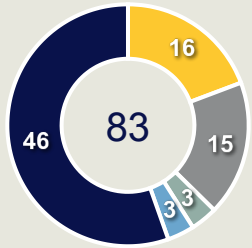


Movement to Receive

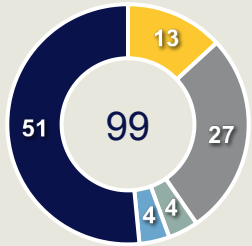


Movement Types by Phase

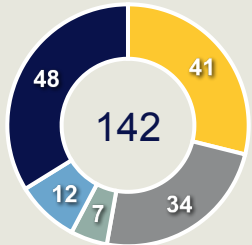
Final Third Phase



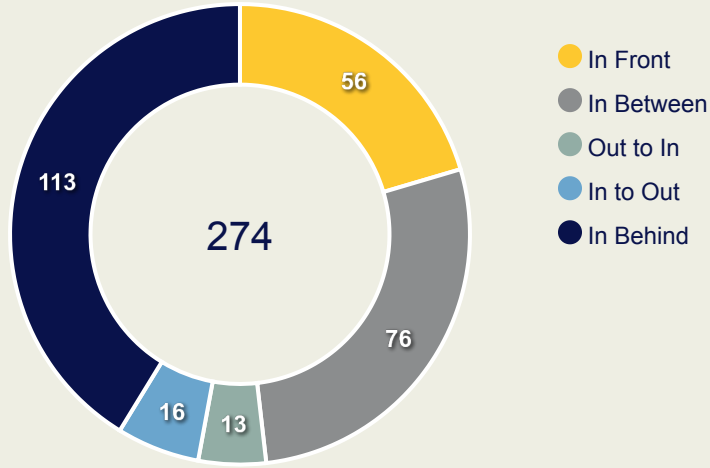
Progression Phase



Build Up Phase



All Movement Types

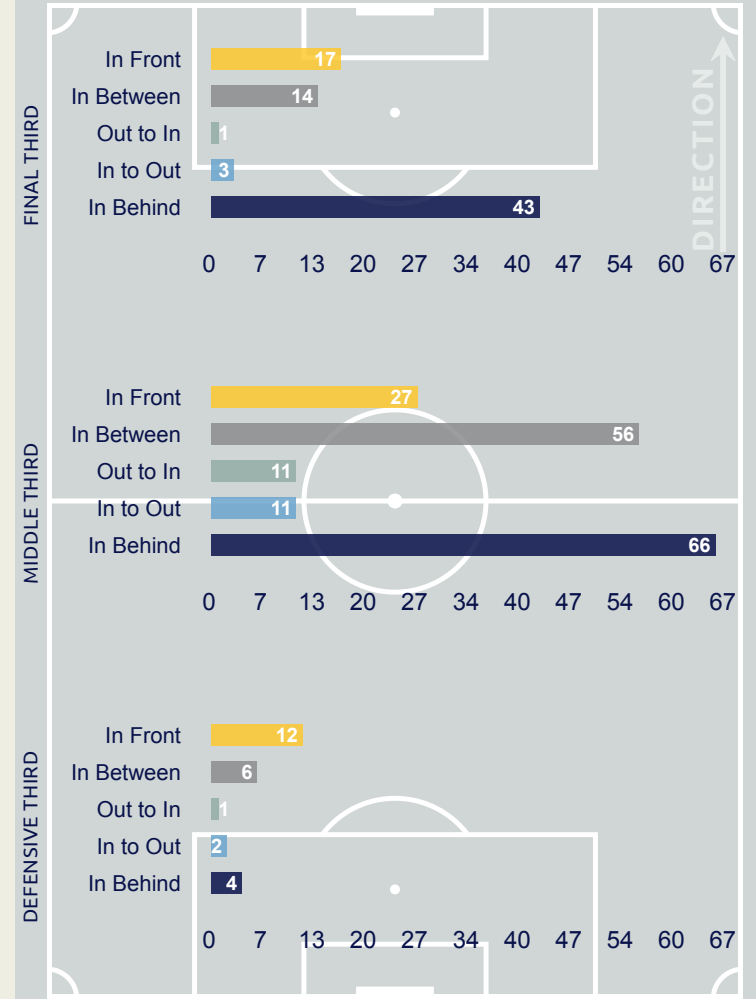


- In Front
- In Between
- Out to In
- In to Out
- In Behind

Top Ranked Players

Type	Player	Movements
In Front	10 HERDMAN Jay	14
In Between	10 HERDMAN Jay	37
Out to In	11 GARBETT Norman	5
In to Out	10 HERDMAN Jay	9
In Behind	11 GARBETT Norman	37

Movement Types Pitch Third



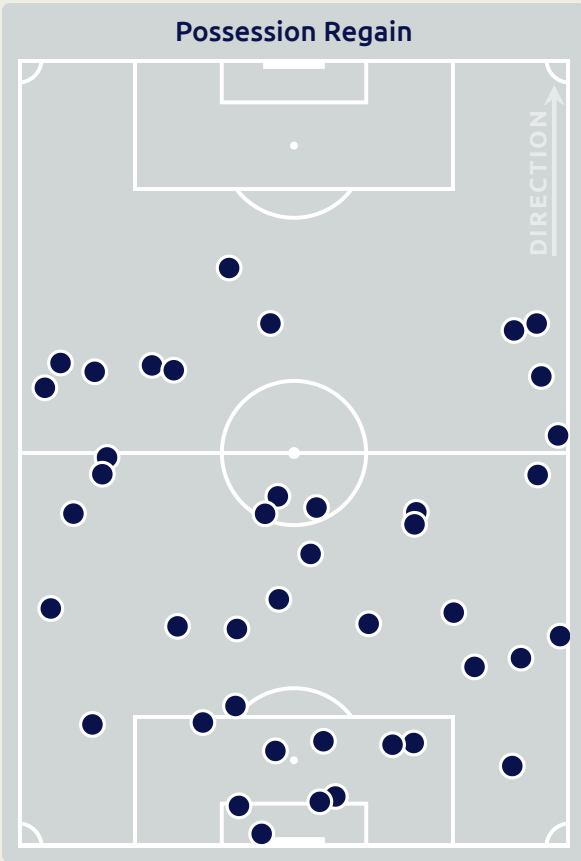
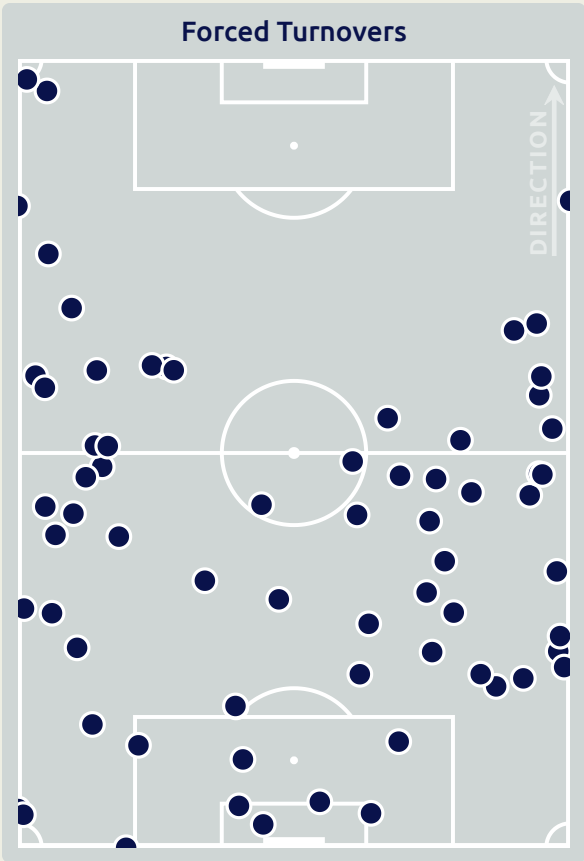
OUT OF POSSESSION



USA v New Zealand



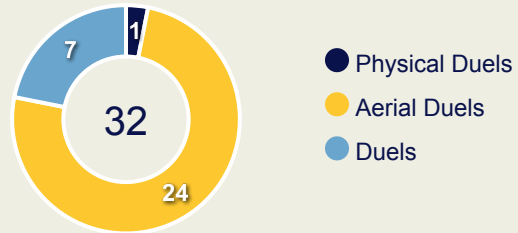
Defensive Actions



Blocks



Possession Contests



Most Possession Regains



#	Player	Total Possession Regains
1	SLONINA Gaga	8
3	WILEY Caleb	2
4	WYNDER Joshua	3
5	CRAIG Brandon	6
6	EDELMAN Daniel	9
8	McGLYNN Jack	4
9	COWELL Cade	1
10	LUNA Diego	1
13	GOMEZ Jonathan	5
16	WOLFF Owen	1
17	CHE Justin	4
2	HALLIDAY Michael	0
11	PAREDES Kevin	0
15	TSAKIRIS Niko	0
18	VARGAS Obed	3
20	PUKSTAS Rokas	0

Defensive Actions

69

Forced Turnovers

40

Possession Regained

4

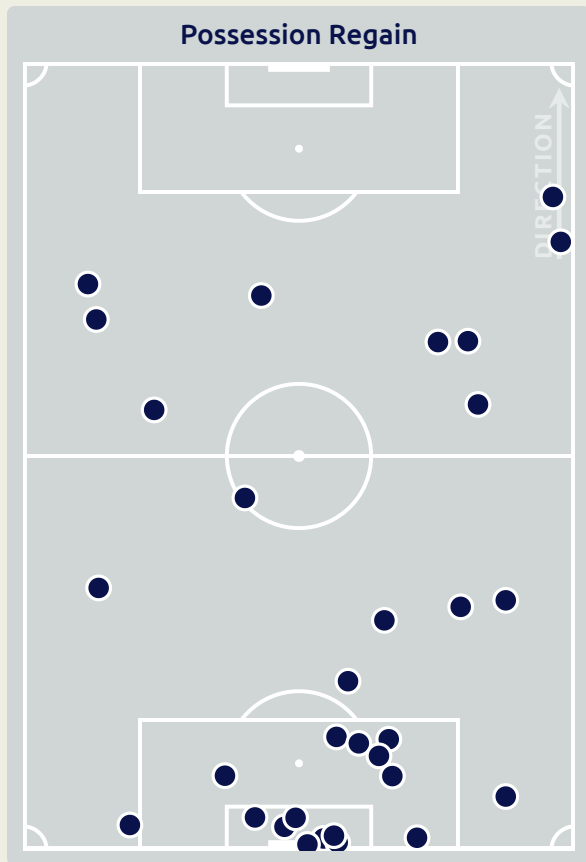
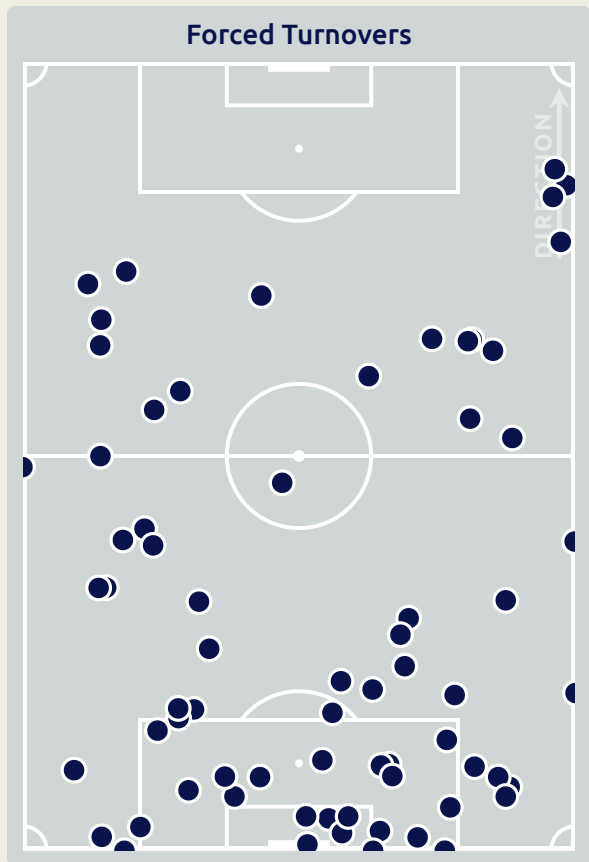
Interceptions

32

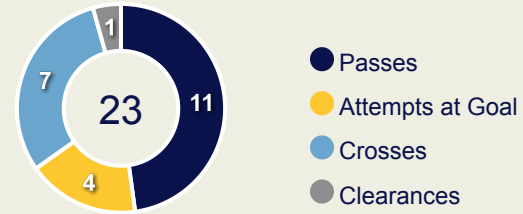
Tackles

3.51

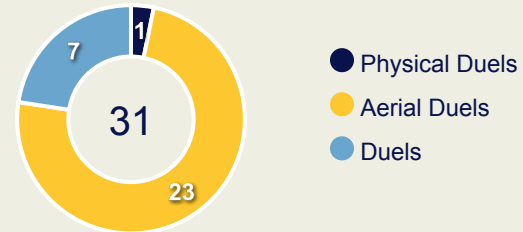
Possession Actions /
Defensive Action



Blocks



Possession Contests



Most Possession Regains

7

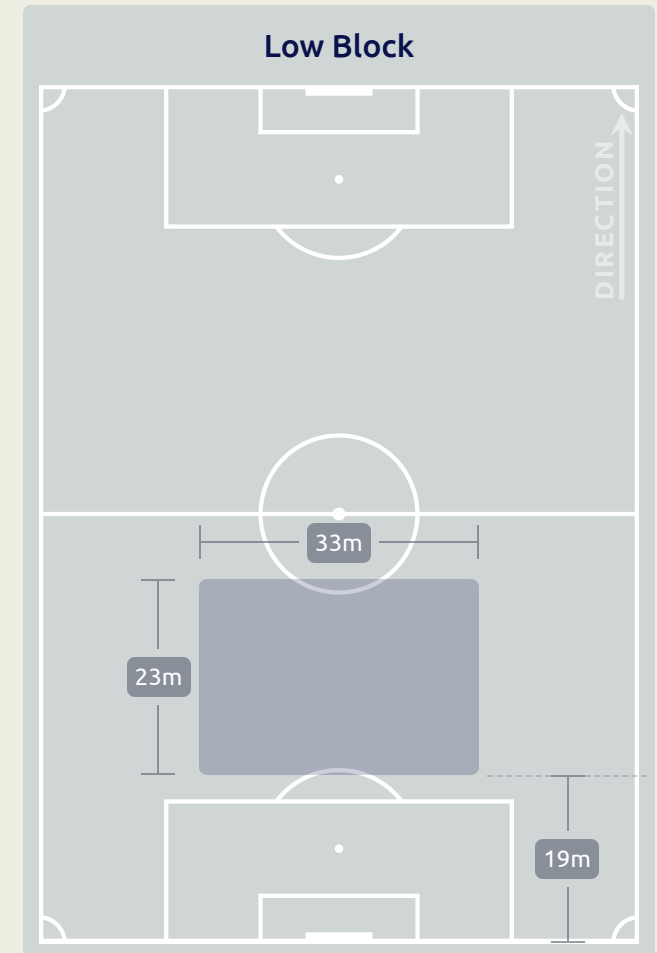
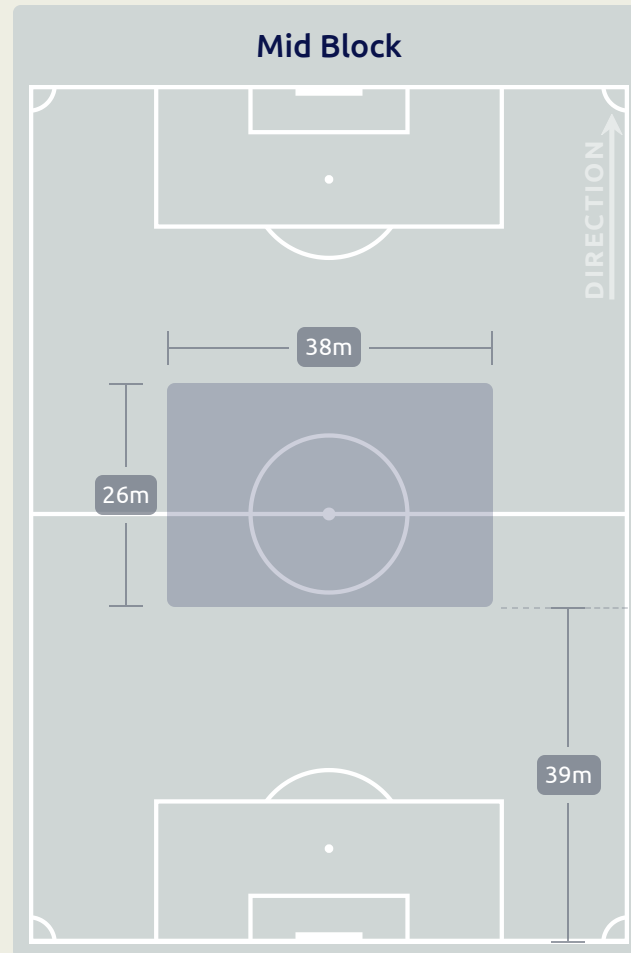
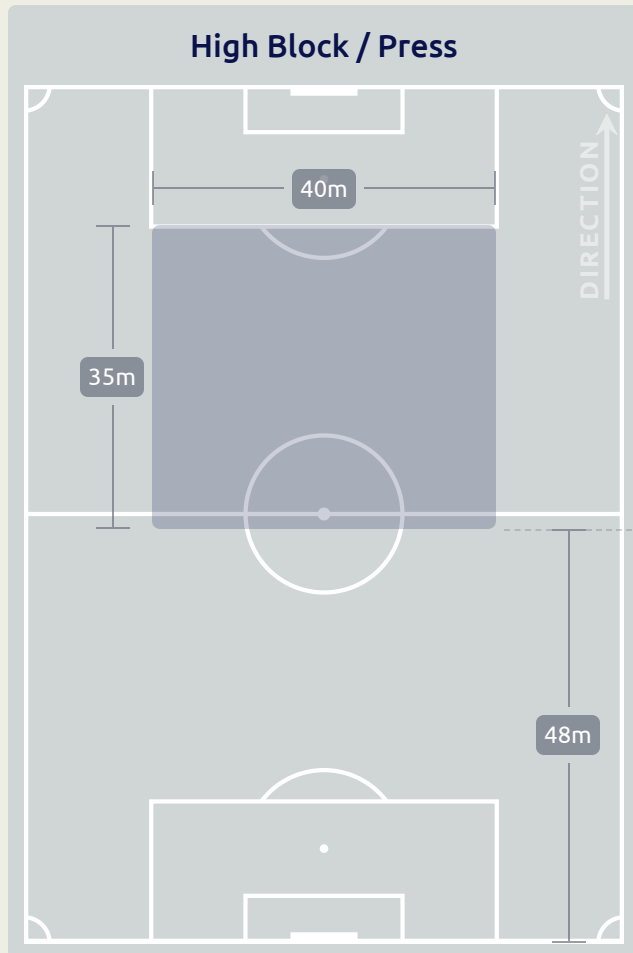
SIMS Kees
GOALKEEPER

New Zealand

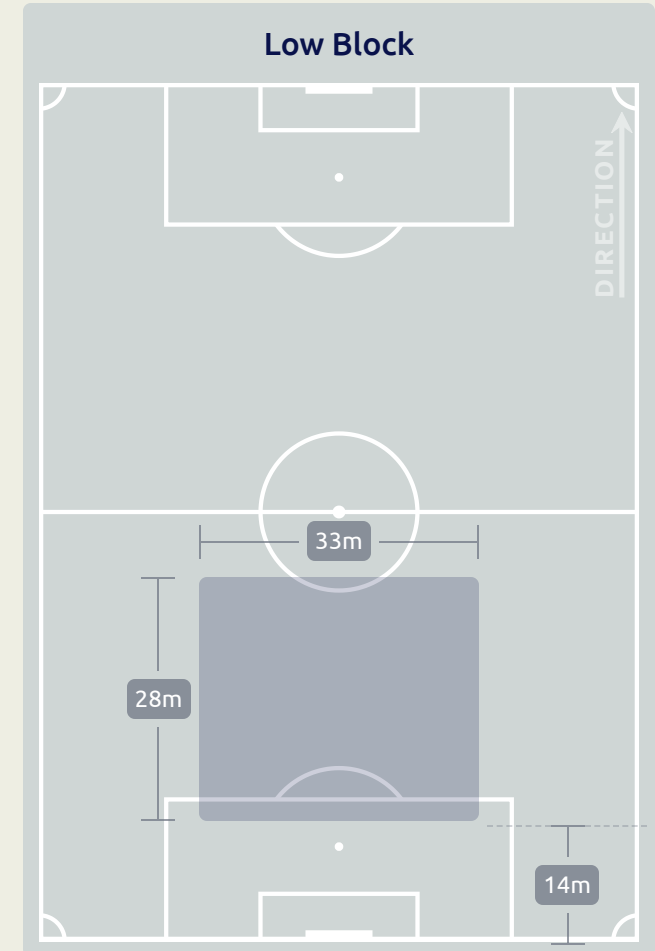
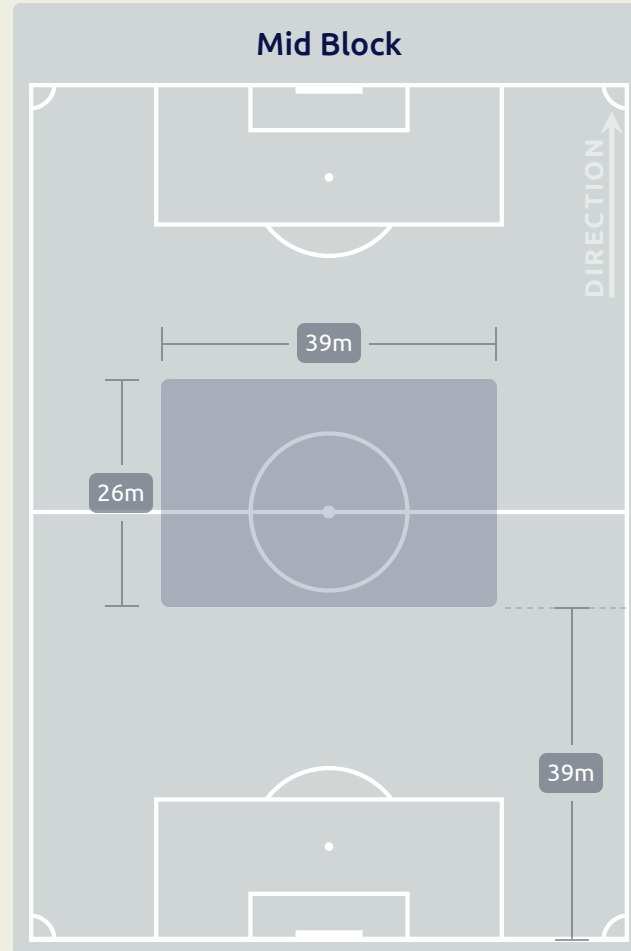
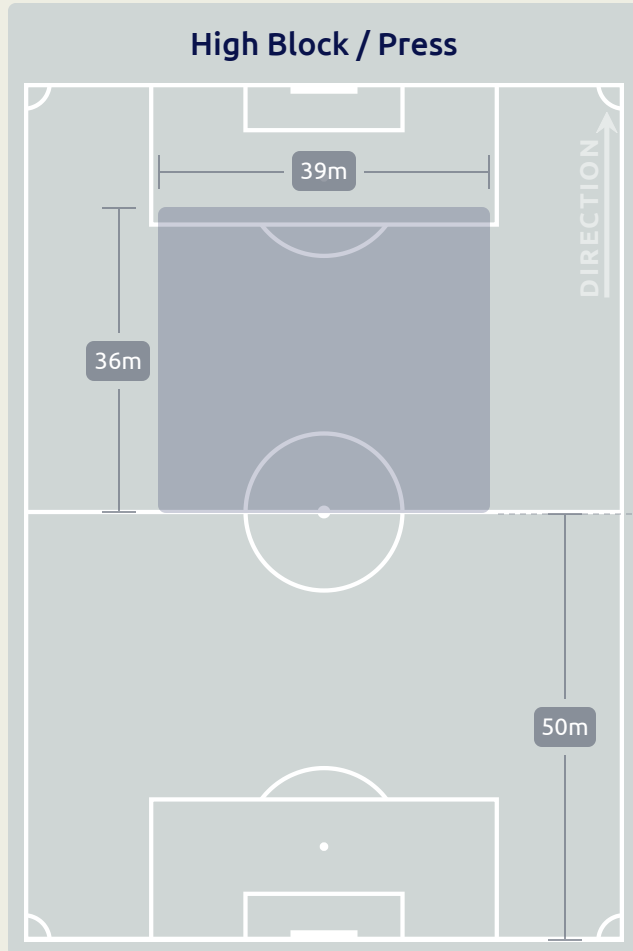


#	Player	Total Possession Regains
1	SIMS Kees	7
4	HUGHES Isaac	1
5	SURMAN Finn	4
6	CONCHIE Fin	5
9	COLLOTY Oliver	1
10	HERDMAN Jay	2
11	GARBETT Norman	3
14	LINDER Finn	3
16	McKAY Dan	1
18	WALLACE Benjamin	3
20	KELLY-HEALD Lukas	6
7	KARUNARATNE Noah	0
15	RAJ Aaryan	4
17	FAY Oliver	0
19	DONKERS Kian	0


Defensive Line Height & Team Length



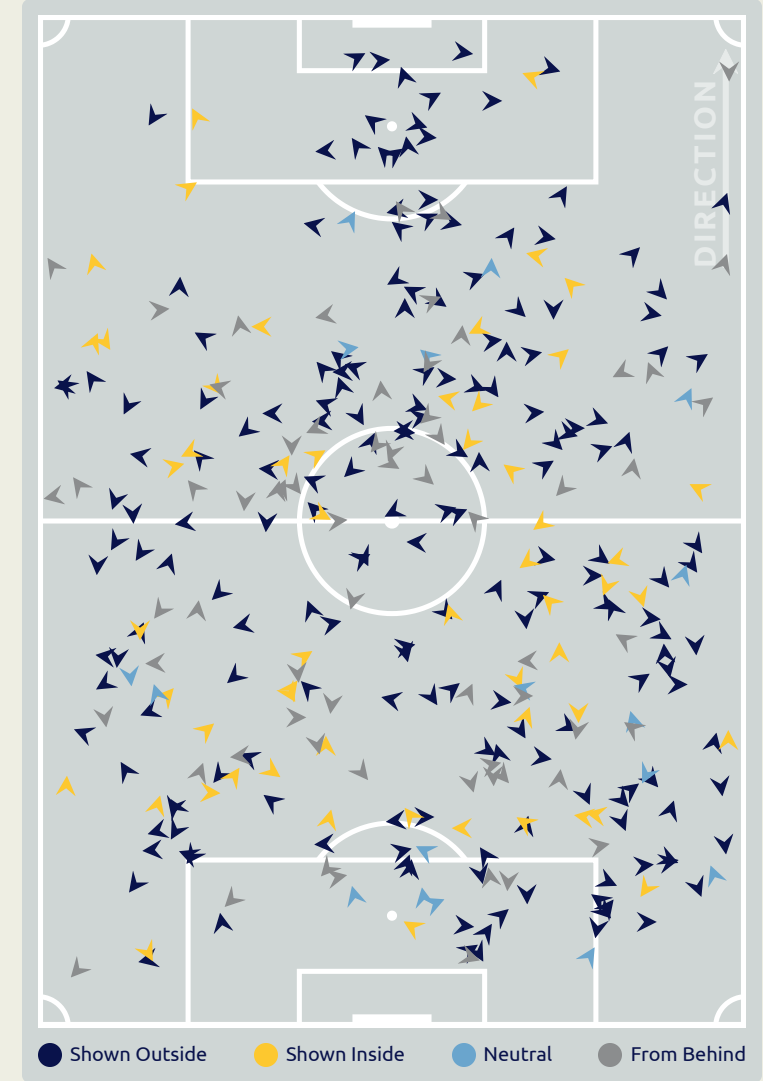
Defensive Line Height & Team Length



Defensive Pressure



266	Total Pressures	325
52	Direct Pressures	54
1.47s	Avg Pressure Duration	1.66s
68	Forced Turnovers	69
9.82s	Ball Recovery Time	14.46s
141	Pushing on into Pressing	164
281	Pushing on	356
37	Pressing Direction Inside	55
145	Pressing Direction Outside	187



Most Direct Pressures

11

EDELMAN Daniel
LEFT CENTRE MIDFIELD

Most Direct Pressures

10

CONCHIE Fin
DEFENSIVE MIDFIELD CENTRE RIGHT

GOALKEEPING

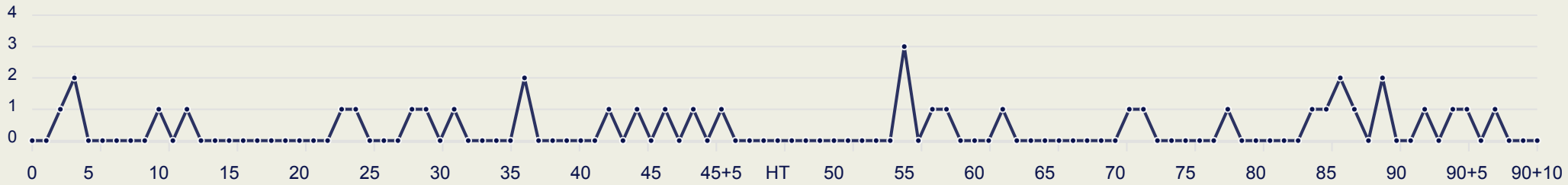


USA v New Zealand

Goalkeeping Involvement



USA GK Involvement Timeline

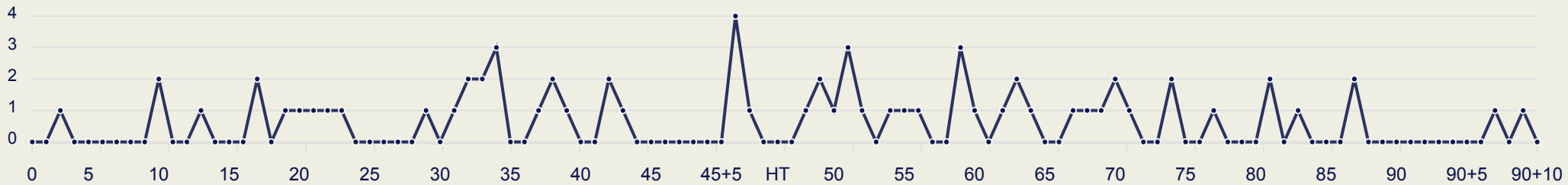


37

Total Involvements



New Zealand GK Involvement Timeline

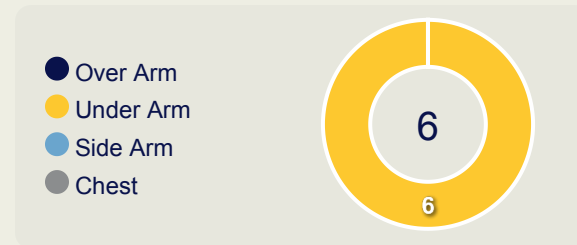
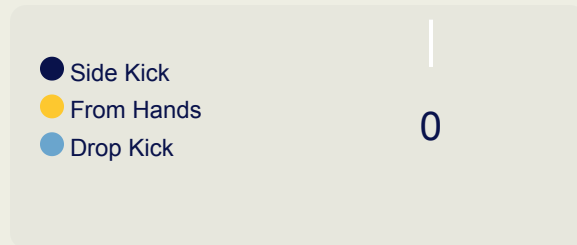
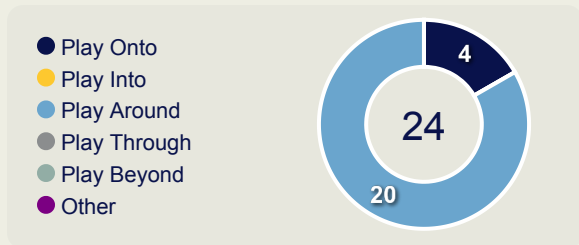
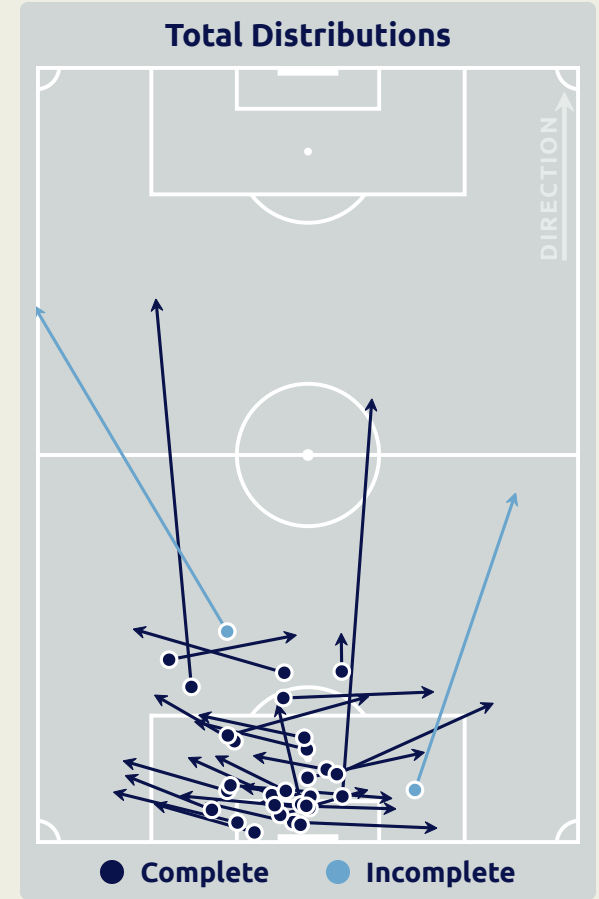
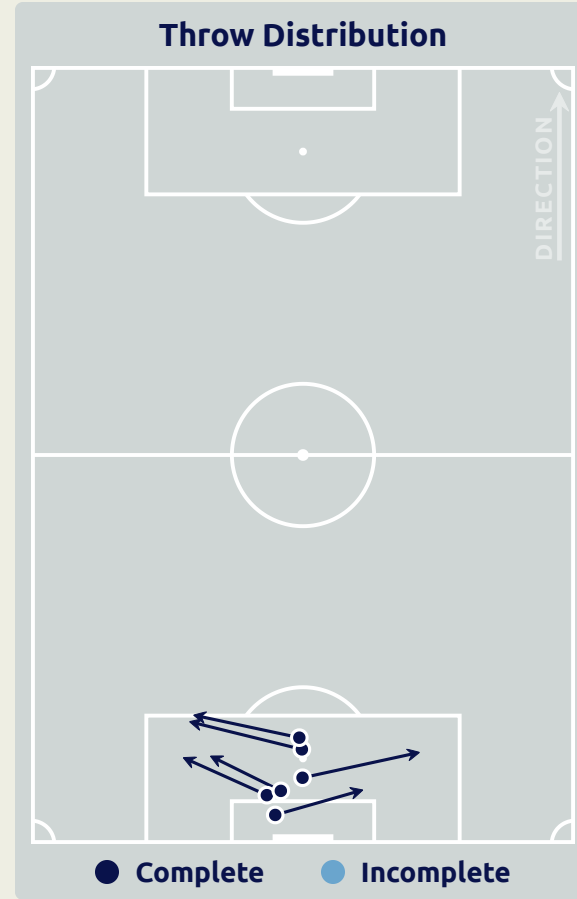
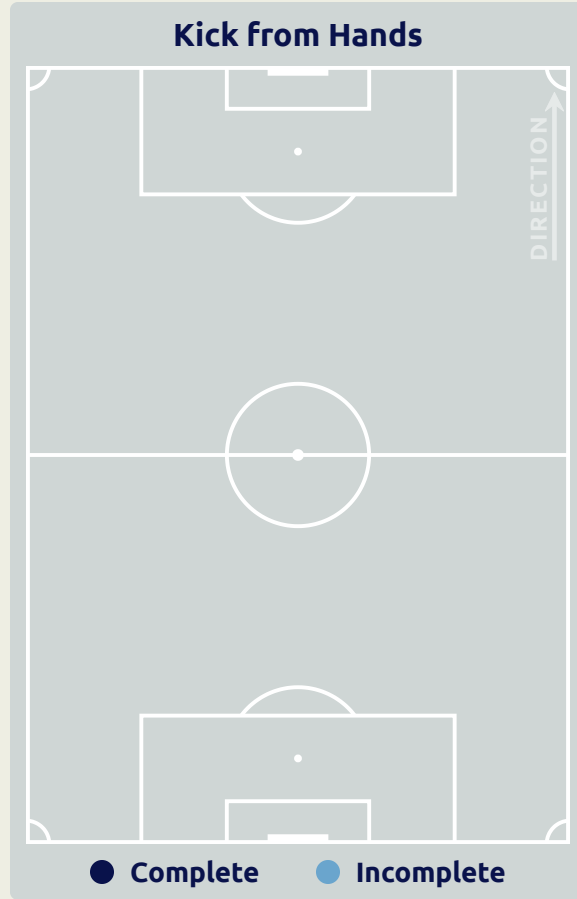
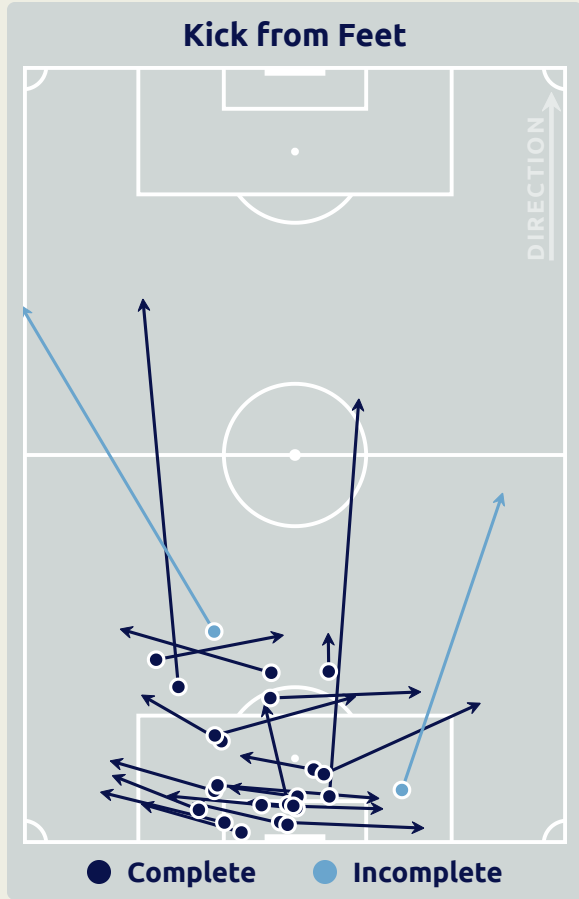


70

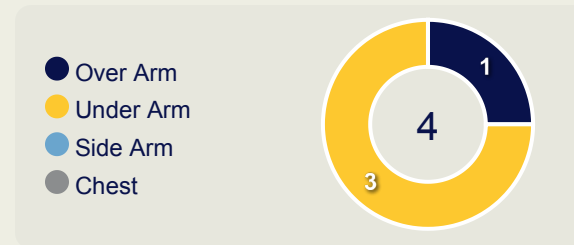
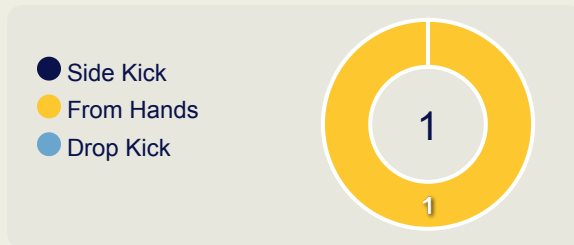
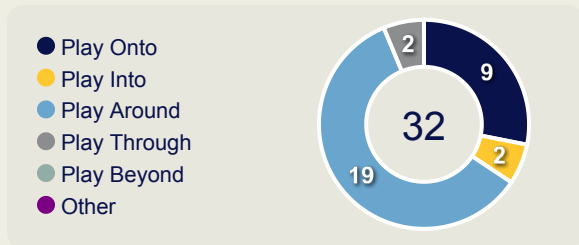
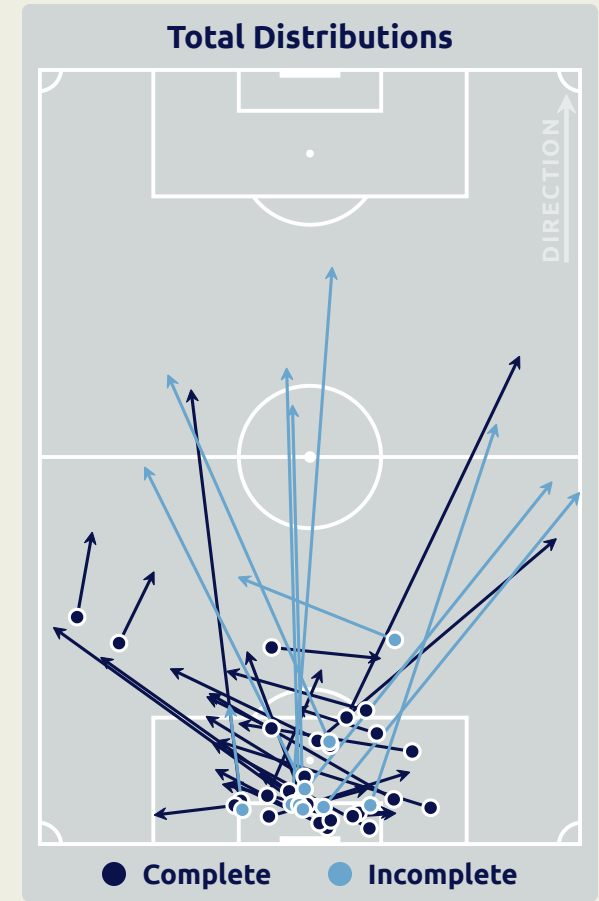
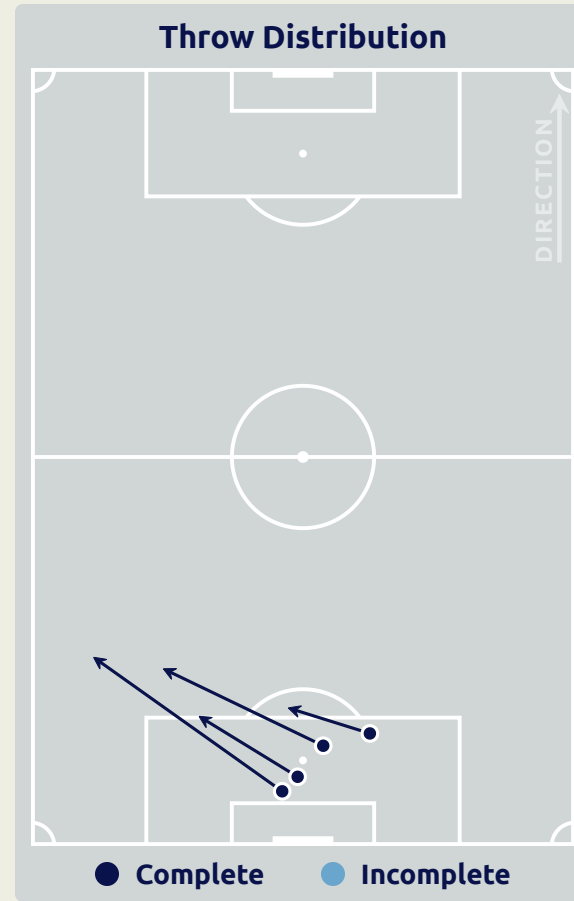
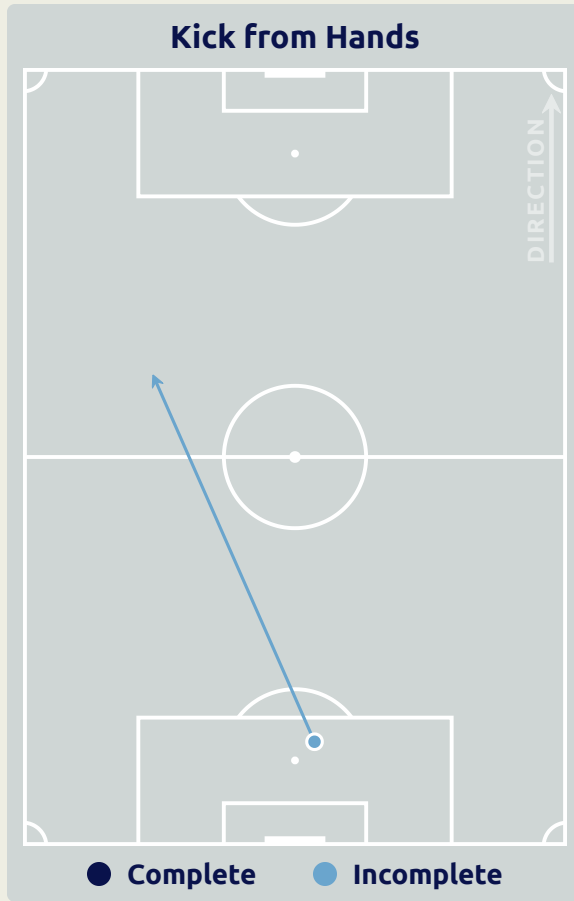
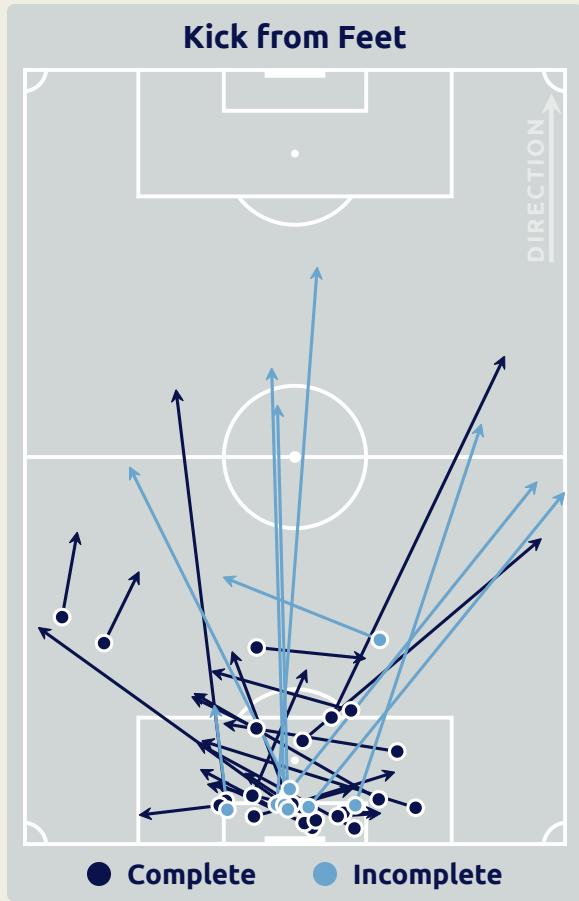
Total Involvements



Goalkeeping Distribution

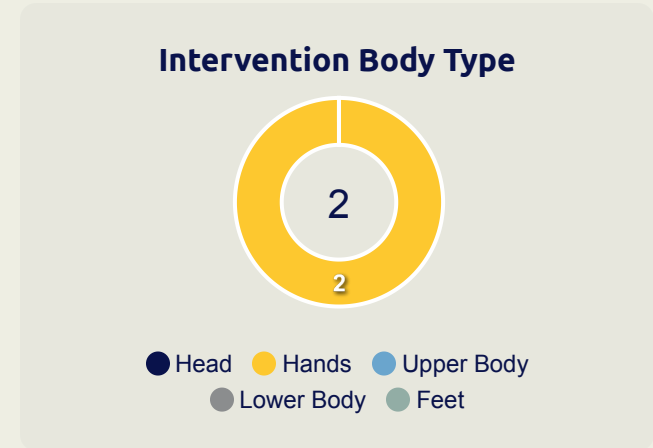
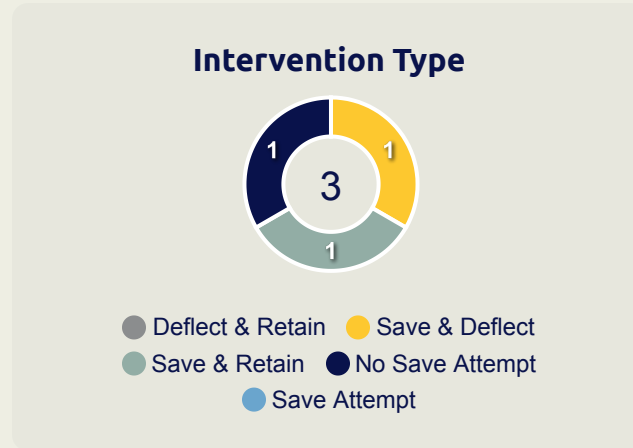
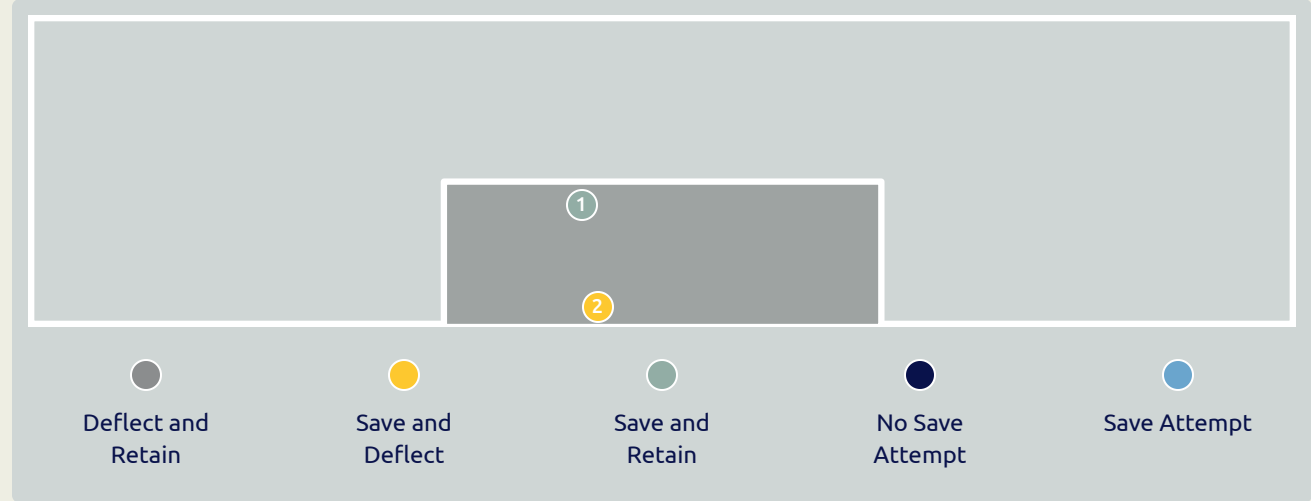
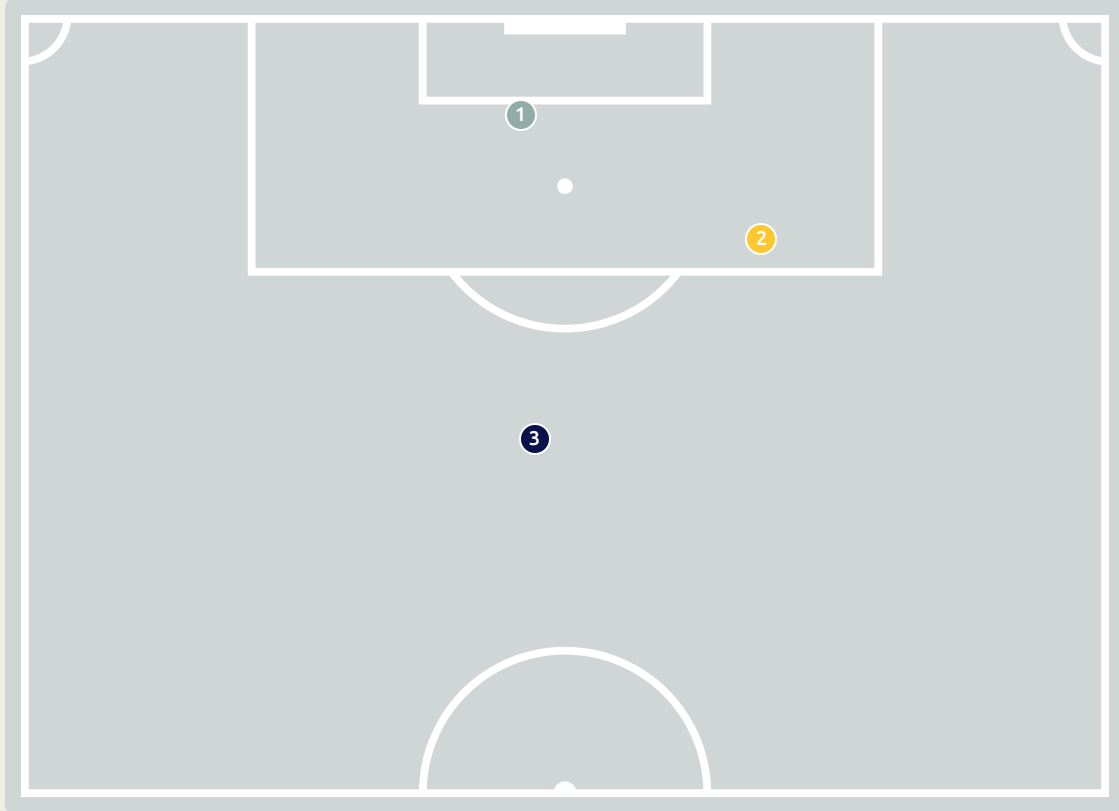


Goalkeeping Distribution





Goal Prevention

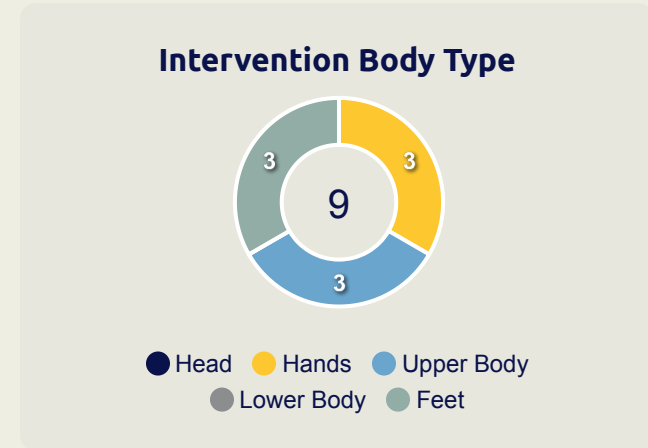
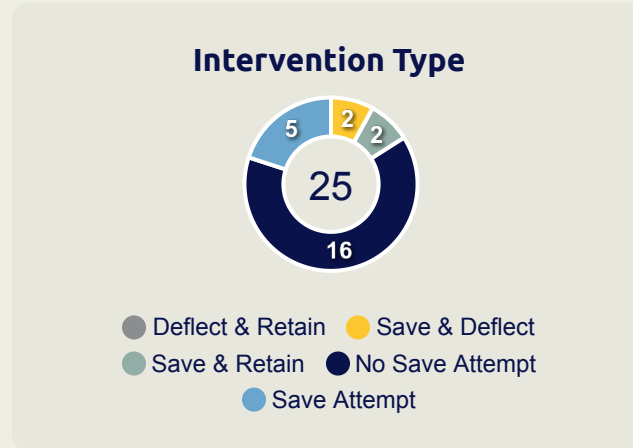
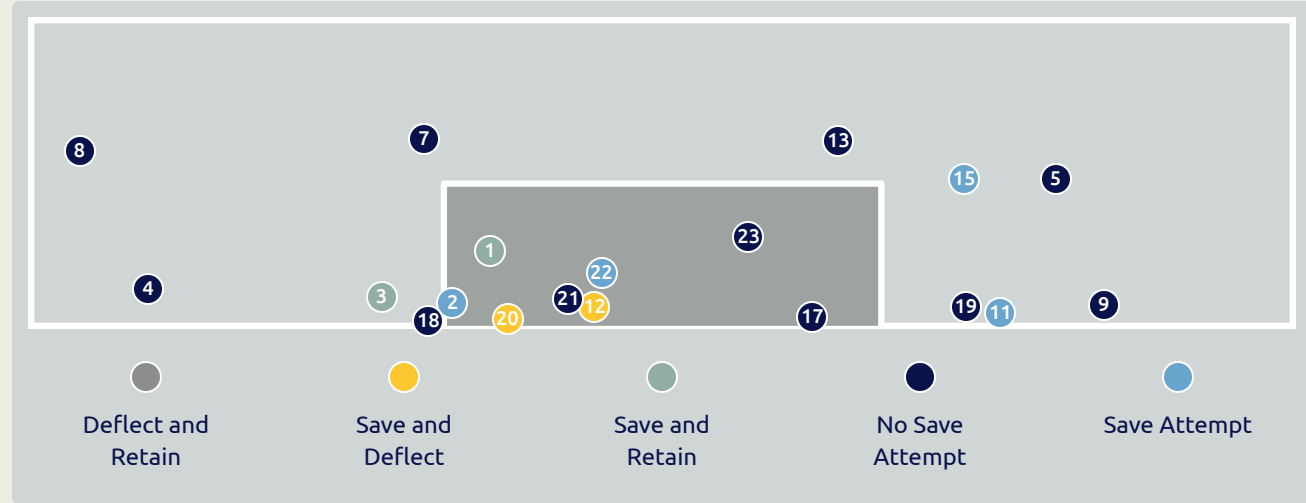
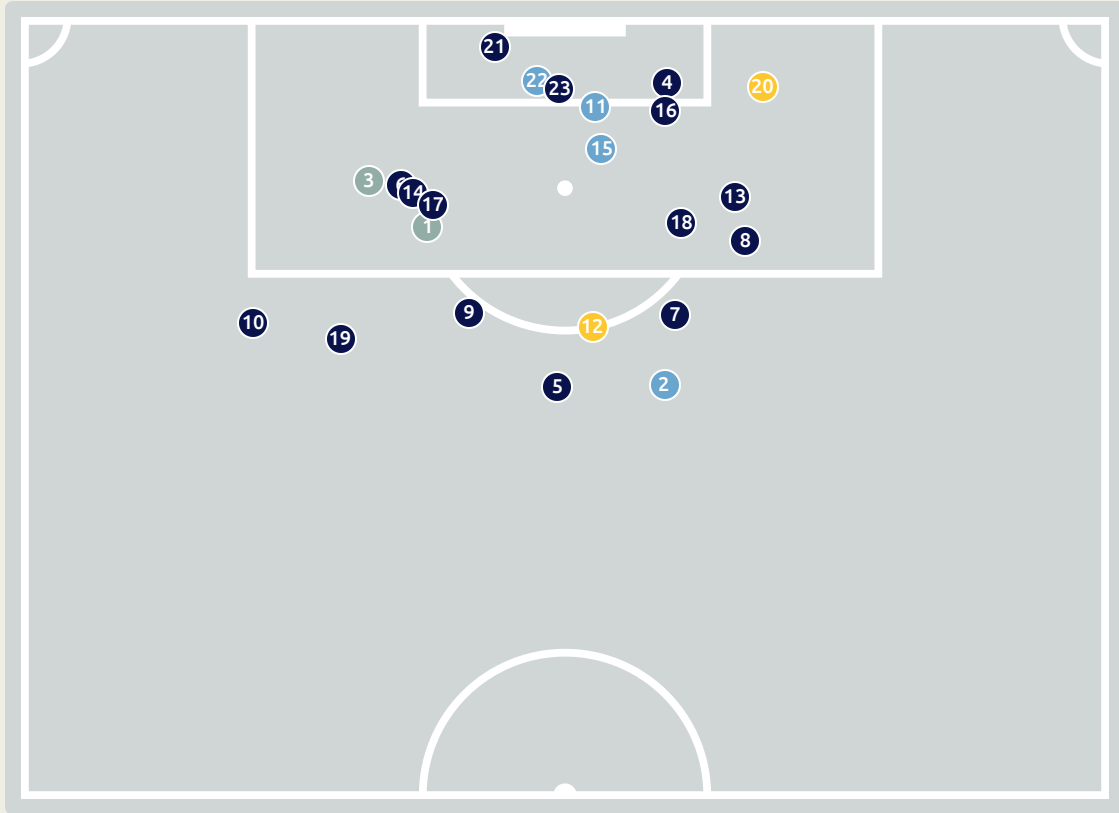


3
Total Attempts on Goal Faced

100
Save %

Total Attempts on Goal Faced	Total Goal Interventions	Save & Retain	Deflect & Retain	Save & Deflect	Save Attempt	No Save Attempt
3	2	1	0	1	0	1

Goal Prevention



25
Total Attempts on Goal Faced

43
Save %

Total Attempts on Goal Faced	Total Goal Interventions	Save & Retain	Deflect & Retain	Save & Deflect	Save Attempt	No Save Attempt
25	4	2	0	2	5	16



Aerial Control

1
Total Interventions

0
Complete

0
Punches

0
Incomplete

0
Complete

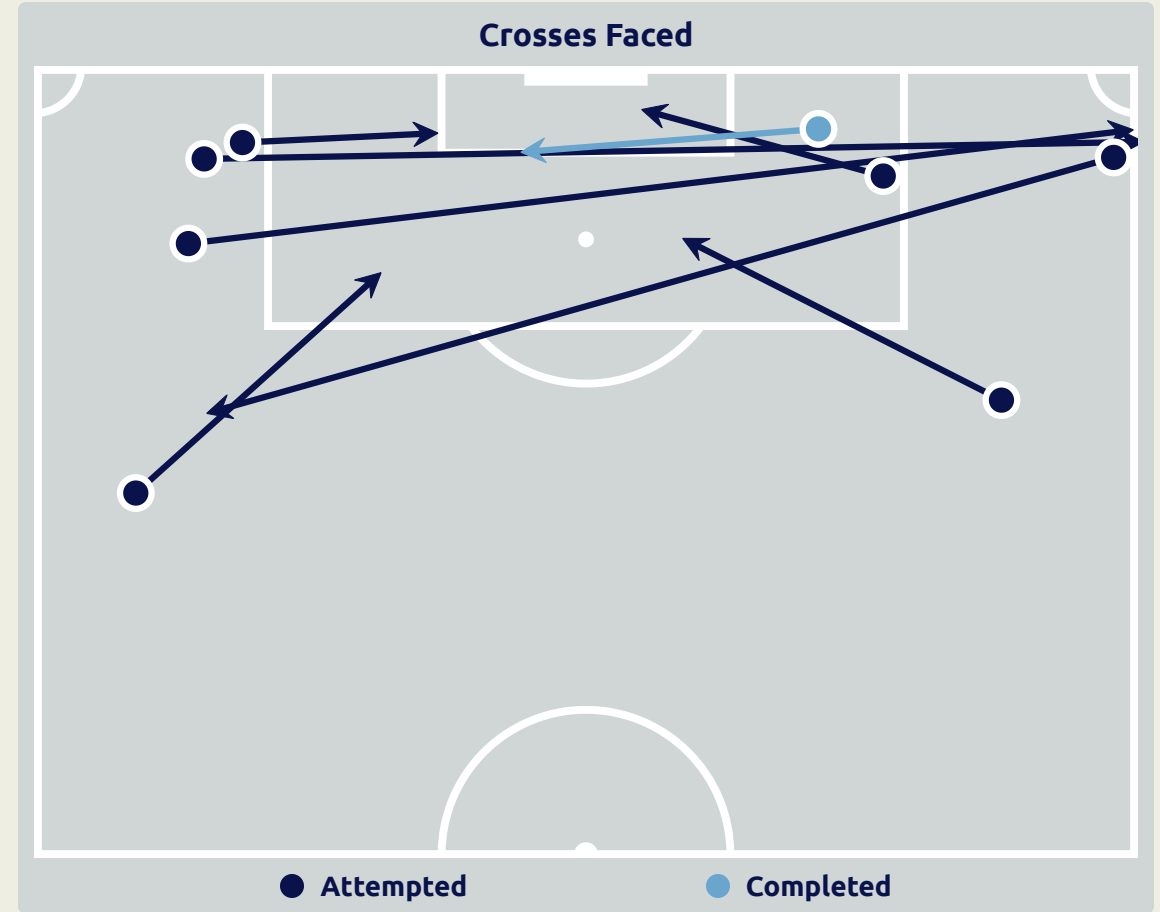
1
Claims

1
Incomplete

0
Complete

0
Tipped/Palmed

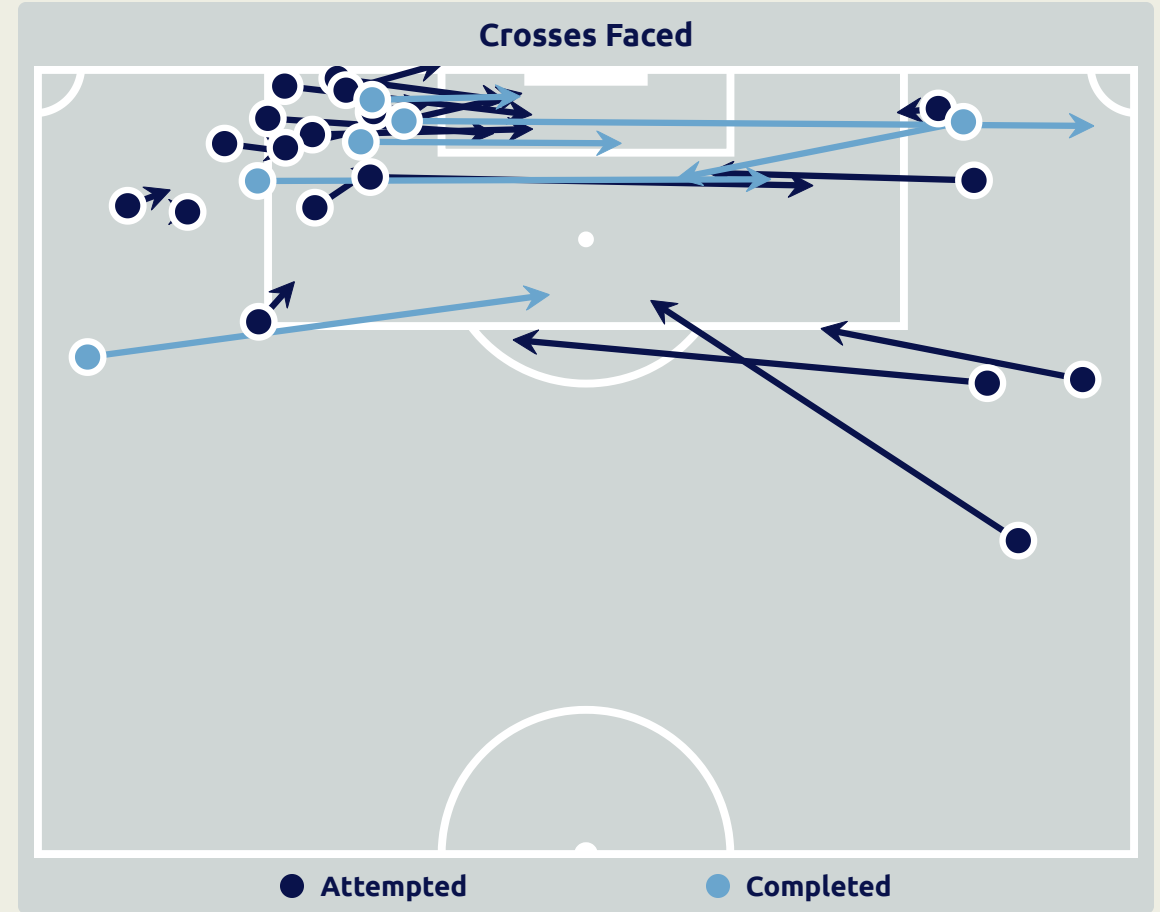
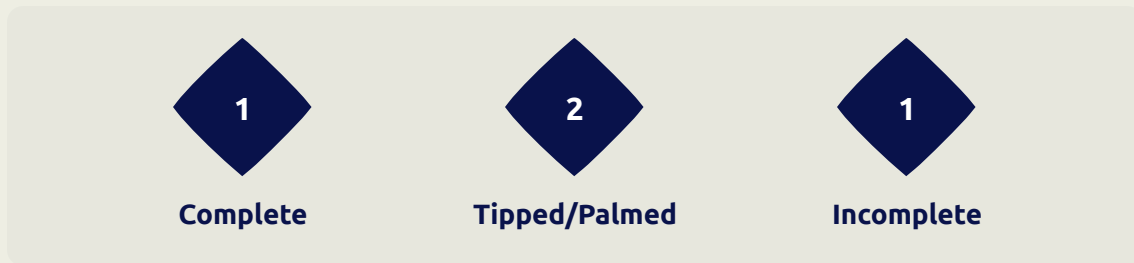
0
Incomplete



Delivery Types Faced

Total	In Swing	Out Swing	Driven	Lofted	Cutback	Push
14	5	3	2	2	0	2

Aerial Control



Delivery Types Faced

Total	In Swing	Out Swing	Driven	Lofted	Cutback	Push
31	8	1	5	5	0	12

SET PLAYS



USA v New Zealand



Set Plays - Corners

42

Total Set Plays

15

Total Free Kicks

0

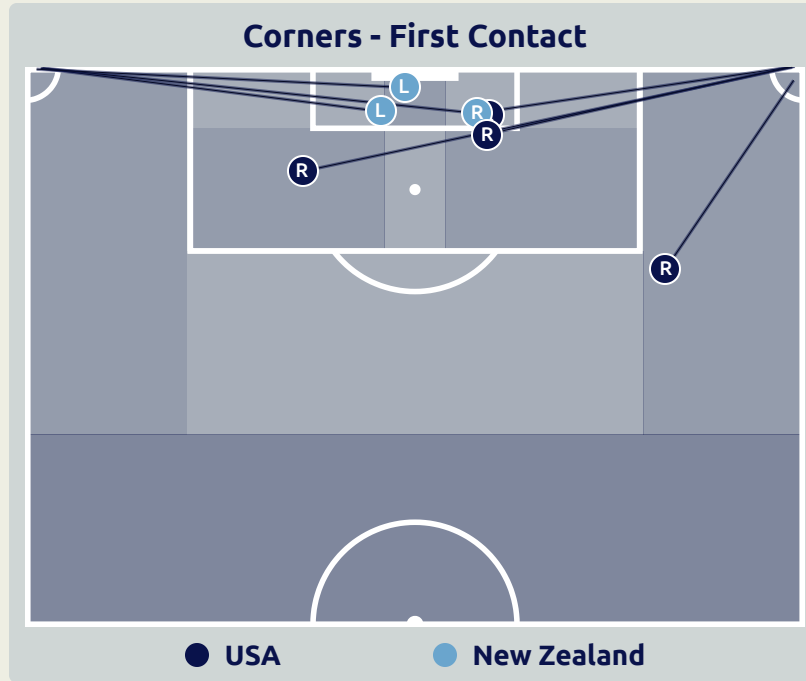
Total Penalties

7

Total Corners

20

Total Throw Ins



Delivery Type	From Left Side	From Right Side	Total
Direct to Area	3	3	6
Short	0	1	1
Edge of Penalty Area	0	0	0

Delivery Style	Total
Inswing	5
Outswing	0
Driven	0

Free Kicks	
Type	Total
Direct	11
Direct (on target)	0
Direct (off target)	0
Indirect	4

First Contacts on USA Crosses

4

By USA

3

By New Zealand

Top 5 Player First Contacts		
Player	Team	Total
WILEY Caleb	USA	1
CRAIG Brandan	USA	1
GOMEZ Jonathan	USA	1
CHE Justin	USA	1
SIMS Kees	New Zealand	1

Set Plays - Corners



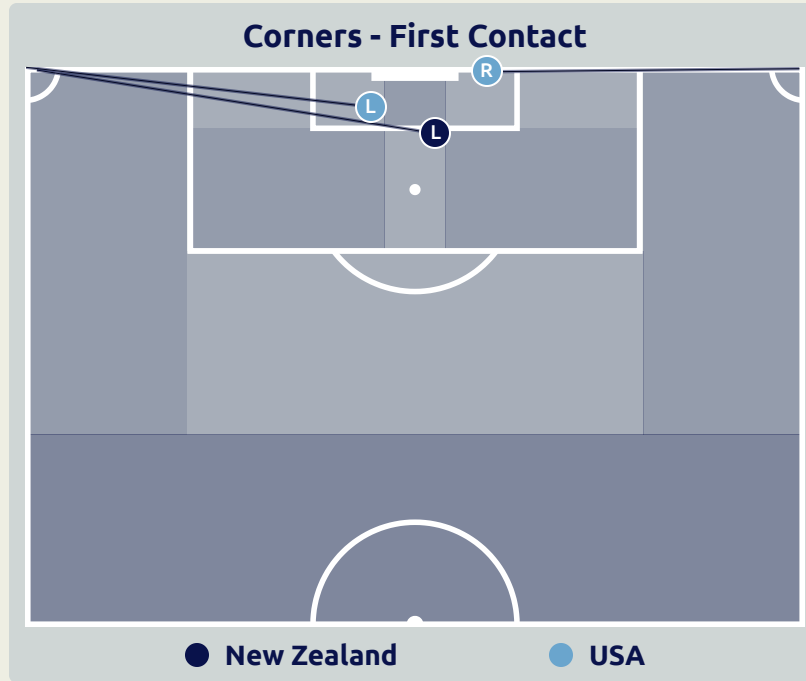
35
Total Set Plays

14
Total Free Kicks

0
Total Penalties

4
Total Corners

17
Total Throw Ins



Delivery Type	From Left Side	From Right Side	Total
Direct to Area	2	2	4
Short	0	0	0
Edge of Penalty Area	0	0	0

Delivery Style	Total
Inswing	4
Outswing	0
Driven	0

Free Kicks	
Type	Total
Direct	14
Direct (on target)	0
Direct (off target)	0
Indirect	0

First Contacts on New Zealand Crosses

1 By New Zealand

2 By USA

Top 5 Player First Contacts		
Player	Team	Total
CHE Justin	USA	2
KELLY-HEALD Lukas	New Zealand	1

INDIVIDUAL DATA IN POSSESSION



USA v New Zealand



In Possession - Distributions

#	Player	Passes Attempted	Passes Completed	Pass Completion %	Switches of Play	Crosses Attempted	Crosses Completed	Line Breaks Attempted	Line Breaks Completed	Line Break Completion %	Ball Progressions	Take Ons	Step Ins	Attempts at Goal	Goals
1	SLONINA Gaga	30	28	93%	0	0	0	3	2	66%	0	0	0	0	0
3	WILEY Caleb	31	26	84%	0	9	1	5	3	60%	0	0	0	0	0
4	WYNDER Joshua	88	78	89%	1	1	1	26	21	80%	1	0	1	2	0
5	CRAIG Brandan	76	69	91%	0	4	2	17	11	64%	0	0	0	1	0
6	EDELMAN Daniel	70	66	94%	0	0	0	18	17	94%	1	0	1	2	0
8	McGLYNN Jack	75	67	89%	3	4	2	36	30	83%	1	1	0	1	0
9	COWELL Cade	26	24	92%	1	7	2	8	6	75%	5	3	2	4	1
10	LUNA Diego	44	40	91%	0	0	0	6	5	83%	4	1	3	4	0
13	GOMEZ Jonathan	34	30	88%	0	5	2	5	3	60%	3	1	2	2	0
16	WOLFF Owen	32	28	88%	0	0	0	7	7	100%	0	0	0	2	1
17	CHE Justin	49	45	92%	2	1	0	17	13	76%	1	1	0	3	1
2	HALLIDAY Michael	5	3	60%	0	0	0	2	1	50%	1	1	0	1	0
11	PAREDES Kevin	3	2	67%	0	0	0	1	1	100%	3	2	1	0	0
15	TSAKIRIS Niko	5	3	60%	0	0	0	0	0	0%	0	0	0	0	0
18	VARGAS Obed	8	7	88%	0	0	0	1	1	100%	0	0	0	0	0
20	PUKSTAS Rokas	5	5	100%	0	0	0	1	1	100%	0	0	0	1	1



In Possession - Offers & Receptions

			Offer movement types						
#	Player	Total Offers	In Front	In Between	Out to In	In to Out	In Behind	No Movement	Offers Received
1	SLONINA Gaga	20	0	0	0	0	0	20	2
3	WILEY Caleb	32	2	2	1	2	16	9	12
4	WYNDER Joshua	26	9	1	0	0	0	16	17
5	CRAIG Brandan	23	2	0	0	0	1	20	13
6	EDELMAN Daniel	68	36	24	1	2	3	2	22
8	McGLYNN Jack	58	39	6	1	0	1	11	30
9	COWELL Cade	70	1	23	5	5	23	13	21
10	LUNA Diego	50	8	25	2	3	8	4	20
13	GOMEZ Jonathan	53	4	2	1	0	23	23	19
16	WOLFF Owen	71	7	29	1	6	23	5	16
17	CHE Justin	18	2	2	0	0	6	8	4
2	HALLIDAY Michael	5	1	0	0	0	3	1	1
11	PAREDES Kevin	4	0	1	0	1	1	1	3
15	TSAKIRIS Niko	15	3	6	0	1	4	1	5
18	VARGAS Obed	5	2	2	0	0	0	1	0
20	PUKSTAS Rokas	7	1	2	1	1	2	0	1

In Possession - Distributions



#	Player	Passes Attempted	Passes Completed	Pass Completion %	Switches of Play	Crosses Attempted	Crosses Completed	Line Breaks Attempted	Line Breaks Completed	Line Break Completion %	Ball Progressions	Take Ons	Step Ins	Attempts at Goal	Goals
1	SIMS Kees	38	28	74%	0	0	0	10	4	40%	0	0	0	0	0
4	HUGHES Isaac	57	51	89%	0	0	0	13	10	76%	0	0	0	0	0
5	SURMAN Finn	48	46	96%	0	0	0	9	7	77%	0	0	0	0	0
6	CONCHIE Fin	57	46	81%	0	4	1	21	13	61%	1	0	1	1	0
9	COLLOTY Oliver	15	13	87%	0	0	0	1	0	0%	0	0	0	0	0
10	HERDMAN Jay	41	38	93%	1	2	1	9	8	88%	2	2	0	1	0
11	GARBETT Norman	18	18	100%	0	4	0	2	1	50%	1	1	0	1	0
14	LINDER Finn	20	11	55%	0	0	0	7	4	57%	0	0	0	0	0
16	McKAY Dan	22	20	91%	0	0	0	2	1	50%	0	0	0	0	0
18	WALLACE Benjamin	16	10	62%	0	1	0	7	6	85%	0	0	0	0	0
20	KELLY-HEALD Lukas	56	39	70%	0	2	0	23	14	60%	2	0	2	0	0
7	KARUNARATNE Noah	6	6	100%	0	0	0	2	2	100%	0	0	0	0	0
15	RAJ Aaryan	32	27	84%	0	0	0	8	5	62%	0	0	0	0	0
17	FAY Oliver	2	2	100%	0	1	0	1	1	100%	1	0	1	0	0
19	DONKERS Kian	4	2	50%	0	0	0	1	0	0%	0	0	0	0	0

In Possession - Offers & Receptions

			Offer movement types						
#	Player	Total Offers	In Front	In Between	Out to In	In to Out	In Behind	No Movement	Offers Received
1	SIMS Kees	5	0	0	0	0	0	5	3
4	HUGHES Isaac	23	4	0	0	0	0	19	9
5	SURMAN Finn	15	1	0	0	0	0	14	7
6	CONCHIE Fin	11	4	7	0	0	0	0	5
9	COLLOTY Oliver	26	1	4	2	2	14	3	9
10	HERDMAN Jay	88	14	37	2	9	18	8	22
11	GARBETT Norman	76	4	8	5	1	37	21	17
14	LINDER Finn	8	6	0	0	0	0	2	5
16	McKAY Dan	33	9	17	1	3	2	1	11
18	WALLACE Benjamin	30	0	1	0	0	19	10	12
20	KELLY-HEALD Lukas	12	0	0	0	0	6	6	2
7	KARUNARATNE Noah	13	4	2	1	1	4	1	3
15	RAJ Aaryan	17	8	0	1	0	0	8	12
17	FAY Oliver	10	1	0	0	0	7	2	4
19	DONKERS Kian	8	0	0	1	0	6	1	2

INDIVIDUAL DATA OUT OF POSSESSION



USA v New Zealand

Out of Possession



#	Player	Tackles Made / Won	Blocks	Interceptions	Pressing Direct	Pressing Indirect	Duels Won - Aerial	Duels Won - Physical	Possession Contests won	Clearances	Loose Ball Receptions	Pushing On	Pushing On into Pressing	Possession Regains	Possession Interrupted
1	SLONINA Gaga	0 / 0	0	0	0	0	0	0	0	0	3	0	0	8	0
3	WILEY Caleb	2 / 0	3	1	3	9	1	0	1	1	2	26	6	2	2
4	WYNDER Joshua	1 / 0	2	0	1	5	1	0	2	2	7	20	4	3	2
5	CRAIG Brandan	2 / 0	1	1	1	0	3	0	3	5	2	13	1	6	3
6	EDELMAN Daniel	6 / 3	5	1	11	27	3	0	6	2	11	36	20	9	7
8	McGLYNN Jack	2 / 1	2	0	5	18	0	0	0	0	8	16	7	4	1
9	COWELL Cade	2 / 1	0	0	2	28	1	0	1	0	7	30	23	1	0
10	LUNA Diego	1 / 1	0	0	3	35	0	0	0	0	1	27	20	1	0
13	GOMEZ Jonathan	2 / 0	5	1	3	18	0	0	0	1	3	28	14	5	1
16	WOLFF Owen	3 / 0	1	0	6	40	0	0	1	1	6	31	26	1	4
17	CHE Justin	4 / 1	0	1	2	3	4	1	5	11	13	24	3	4	6
2	HALLIDAY Michael	1 / 0	0	0	1	3	1	0	1	1	1	3	2	0	1
11	PAREDES Kevin	2 / 0	0	0	3	6	0	0	1	0	0	8	4	0	1
15	TSAKIRIS Niko	2 / 0	0	0	2	5	0	0	0	0	0	3	1	0	1
18	VARGAS Obed	4 / 2	1	0	6	7	0	0	0	2	1	6	4	3	4
20	PUKSTAS Rokas	1 / 0	0	0	3	10	2	0	2	0	3	10	6	0	0

Out of Possession

New Zealand



#	Player	Tackles Made / Won	Blocks	Interceptions	Pressing Direct	Pressing Indirect	Duels Won - Aerial	Duels Won - Physical	Possession Contests won	Clearances	Loose Ball Receptions	Pushing On	Pushing On into Pressing	Possession Regains	Possession Interrupted
1	SIMS Kees	0 / 0	0	0	0	0	0	0	0	0	7	0	0	7	0
4	HUGHES Isaac	4 / 0	0	0	6	7	1	0	1	4	5	30	7	1	5
5	SURMAN Finn	7 / 0	7	0	4	5	0	0	0	8	4	12	1	4	13
6	CONCHIE Fin	4 / 0	4	1	10	19	0	0	0	2	10	55	20	5	3
9	COLLOTY Oliver	1 / 0	0	0	3	52	1	0	1	0	2	32	23	1	0
10	HERDMAN Jay	4 / 0	1	2	5	68	0	0	0	0	9	74	46	2	2
11	GARBETT Norman	3 / 2	1	0	10	29	0	0	1	0	5	48	22	3	2
14	LINDER Finn	1 / 1	6	0	2	3	0	0	0	3	3	8	1	3	6
16	McKAY Dan	0 / 0	2	0	3	24	0	0	0	2	2	42	14	1	3
18	WALLACE Benjamin	2 / 1	2	1	4	26	1	0	1	1	4	10	9	3	2
20	KELLY-HEALD Lukas	5 / 2	2	0	4	11	1	0	1	5	7	10	2	6	4
7	KARUNARATNE Noah	0 / 0	0	0	1	7	0	0	0	0	1	9	4	0	0
15	RAJ Aaryan	1 / 1	0	0	2	6	1	0	1	2	4	11	5	4	0
17	FAY Oliver	0 / 0	0	0	0	2	0	0	0	0	2	4	2	0	0
19	DONKERS Kian	0 / 0	0	0	0	12	0	0	0	0	1	11	8	0	0

INDIVIDUAL DATA PHYSICAL



USA v New Zealand

Physical Data



#	Player	Total Distance (m)	Zone 1: 0-7 km/h (m)	Zone 2: 7-15 km/h (m)	Zone 3: 15-20 km/h (m)	Zone 4: 20-25 km/h (m)	Zone 5: 25+ km/h (m)	High Speed Runs (Zone 4)	Sprints (Zone 5)	Top Speed (km/h)
1	SLONINA Gaga	4892.3	3722.1	1029.8	110.6	29.8	0	14	3	24.0
3	WILEY Caleb	9519.2	2421.7	4368.4	1343.2	969.1	417.9	139	71	33.6
4	WYNDER Joshua	10697.5	3585.8	5043.9	1525.5	452.5	89.9	126	34	31.7
5	CRAIG Brandan	10163.0	3342.6	5189.2	1175.9	392.3	62.0	100	28	30.9
6	EDELMAN Daniel	12672.3	3373.4	5920.5	2211.3	885.8	281.3	182	59	31.6
8	McGLYNN Jack	8946.7	2561.4	4573.6	1494.1	239.8	76.9	109	16	30.0
9	COWELL Cade	8801.8	3450.3	3231.1	879.3	654.9	585.3	92	58	34.5
10	LUNA Diego	9734.7	3491.9	4083.7	1368.7	617.2	174.3	115	39	29.8
13	GOMEZ Jonathan	12151.6	3780.4	5089.1	1932.1	1023.2	328.1	164	74	31.6
16	WOLFF Owen	10382.5	3532.1	4035.7	1537.6	952.1	325.0	130	66	31.7
17	CHE Justin	11608.3	3477.8	5421.1	1697.1	718.6	293.7	137	58	33.0
2	HALLIDAY Michael	3199.1	832.1	1377.5	503.2	291.1	195.1	41	25	32.7
11	PAREDES Kevin	1774.4	597.1	706.0	203.0	192.0	76.3	19	15	30.7
15	TSAKIRIS Niko	2339.8	511.5	1121.5	420.7	165.4	120.7	34	14	32.7
18	VARGAS Obed	3180.5	798.6	1433.1	625.9	299.9	22.9	46	14	28.0
20	PUKSTAS Rokas	2576.4	695.9	1072.0	532.8	242.4	33.5	46	19	28.8

Physical Data

New Zealand



#	Player	Total Distance (m)	Zone 1: 0-7 km/h (m)	Zone 2: 7-15 km/h (m)	Zone 3: 15-20 km/h (m)	Zone 4: 20-25 km/h (m)	Zone 5: 25+ km/h (m)	High Speed Runs (Zone 4)	Sprints (Zone 5)	Top Speed (km/h)
1	SIMS Kees	4271.0	2939.7	1068.2	198.6	51.7	12.8	23	5	26.3
4	HUGHES Isaac	10081.8	3683.9	4489.4	1174.5	498.0	235.9	104	39	30.9
5	SURMAN Finn	10109.7	3631.4	4608.0	1190.9	413.5	265.9	113	38	33.6
6	CONCHIE Fin	12201.4	3317.6	5579.7	2302.4	813.8	189.1	193	60	31.3
9	COLLOTY Oliver	10530.6	2568.4	5693.9	1658.6	525.5	84.2	143	38	28.3
10	HERDMAN Jay	11832.6	3003.1	5647.7	2473.0	508.8	200.0	189	47	30.1
11	GARBETT Norman	12063.4	3704.7	5438.2	1710.6	867.4	342.6	143	70	33.0
14	LINDER Finn	5459.5	1910.3	2624.9	453.1	317.2	154.0	41	29	33.5
16	McKAY Dan	9446.8	2352.3	4483.5	1858.2	648.1	104.9	166	48	30.0
18	WALLACE Benjamin	10500.0	2672.2	4754.4	1997.1	878.8	197.4	169	68	29.8
20	KELLY-HEALD Lukas	11283.7	3494.5	5154.4	1734.3	662.4	238.1	137	49	32.8
7	KARUNARATNE Noah	3480.4	910.1	1598.5	641.4	241.5	88.8	57	18	29.4
15	RAJ Aaryan	4483.4	1566.1	1843.6	602.1	315.6	156.0	61	24	30.0
17	FAY Oliver	2019.2	660.7	837.0	315.2	174.3	32.1	31	11	31.1
19	DONKERS Kian	2184.2	630.6	921.1	354.5	231.5	46.5	32	14	29.1

