



FIFA
U-20 WORLD CUP
ARGENTINA 2023



France 1 - 2 Gambia

Group F - Match 23


25 May 2023

15:00 Kick Off

Estadio Malvinas Argentinas

POST MATCH SUMMARY REPORT

Match Summary - Teams

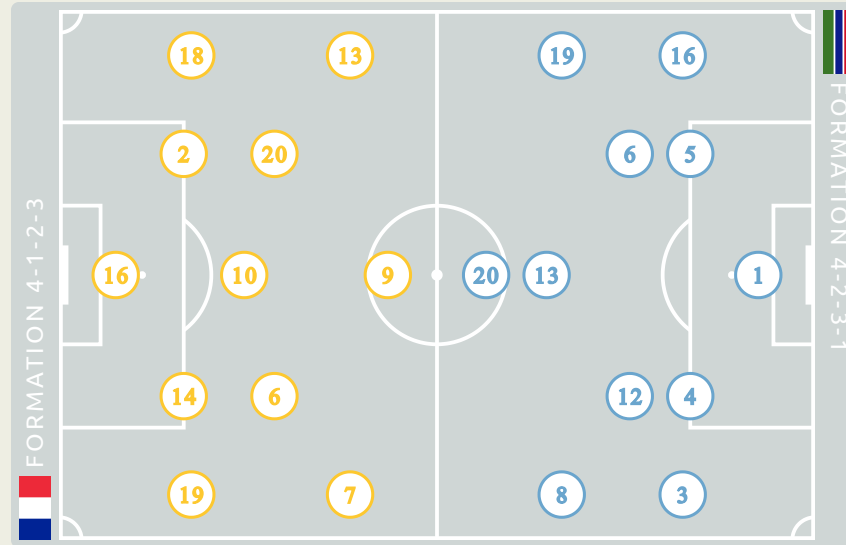


STARTING

16	GK	LIENARD Yann	
2	DF	ZOUKROU Tanguy	
6	MF	DA SILVA-SANCHEZ Florent	54'
7	FW	VIRGINIUS Alan (C)	
9	FW	EFEKELE Malamine	↓ 65'
10	MF	MAGASSA Soungoutou	↓ 65'
13	FW	ODOBERT Wilson	⚽ 61'
14	DF	KEITA Cheick	↓ 78'
18	DF	SEMEDO VARELA Jordan	
19	DF	PEREIRA Brayann	↓ 65'
20	MF	ADELIN Martin	↓ 65'

SUBSTITUTES

1	GK	LO-TUTALA Thimothee	
21	GK	LAVALLEE Lucas	
3	DF	KOUDOU Therence	↑ 65'
4	DF	CAMARA Ousmane	↑ 78'
5	DF	NZOUANGO Felix	
8	MF	BONDO Warren	↑ 65'
11	FW	LEGA Sekou	
12	FW	JOUJOU Antoine	↑ 65'
15	MF	CAMARA Etienne	
17	FW	TIBIDI Alexis	↑ 65' 90'



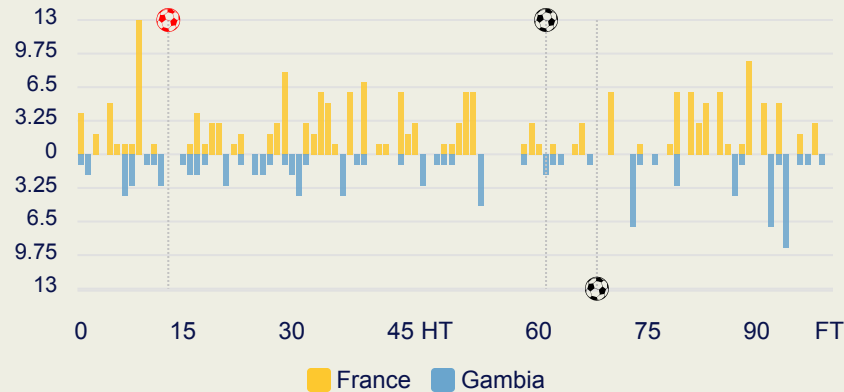
STARTING

DAMPHA Pa Ebou	GK	1	
SANYANG Sainey	DF	3	
(C) SAINE Alagie	DF	4	
SAIDYKHAN Dembo	DF	5	
BAJO Mahmudu	MF	6	
↓ 73'	COLLEY Salifu	MF	8
	JOBE Muhammed	MF	12
82'	NJIE Haruna Rasid	MF	13
90'	JAWARA Bakary	DF	16
↓ 45'	SINGHATEH Ebrima	FW	19
↓ 82'	BOJANG Adama	FW	20


SUBSTITUTES

SANYANG Youkassah	GK	17		
JAITEH Ebrima	GK	18		
↑ 82'	SOWE Ba Lamin	DF	2	
	BAH Bailo	MF	7	
90'	↑ 73'	MBYE Mansour	FW	9
	DRAMMEH Kajally	FW	10	
	MARONG Modou Lamin	FW	11	
	SAWANEH Muhamed	MF	14	
	JARJU Moses	DF	15	
⚽ 68'	↑ 45'	SANYANG Mamin	FW	21

Distribution in the Final Third



Match Summary - Key Statistics



Possession



Total

Total

1

2

5 (2)

5 (3)

596 (526)

426 (347)

88 %

81 %

112

76

11

11

101

97

18

13

27

11

201 (36)

262 (54)

71

74

81

75

114.8 km

116.4 km

14.4 km

15.3 km

Goals

Attempts at Goal (On Target)

Total Passes (Complete)

Pass Completion %

Completed Line Breaks

Defensive Line Breaks

Receptions in the Final Third

Crosses

Ball Progressions

Defensive Pressures Applied (Direct Pressures)

Forced Turnovers

Second Balls

Total Distance Covered

High Speed (Zone 4) Distance Covered



Phases of Play



IN POSSESSION



OUT OF POSSESSION

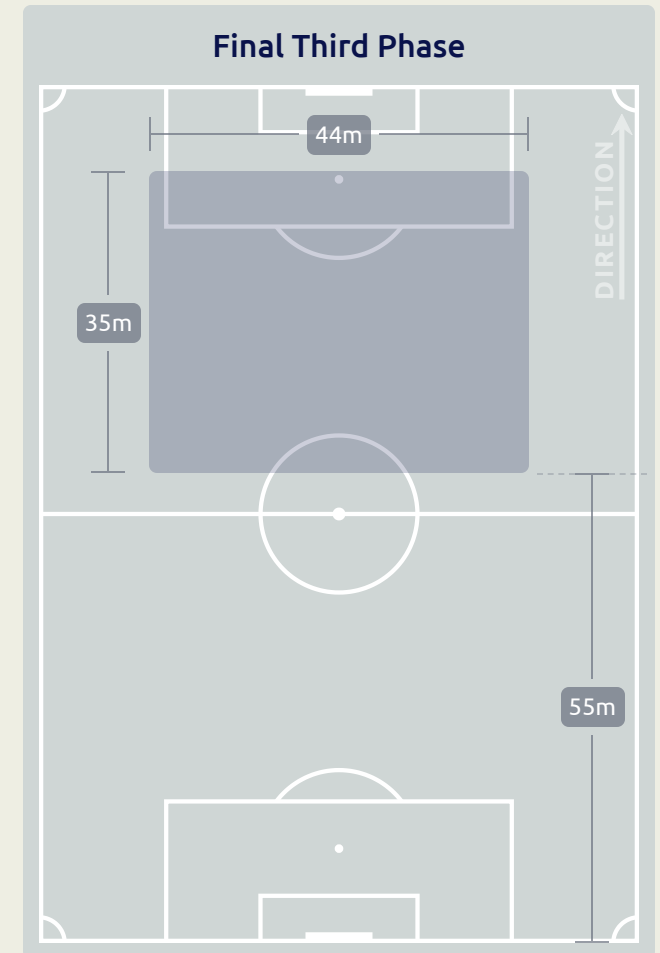
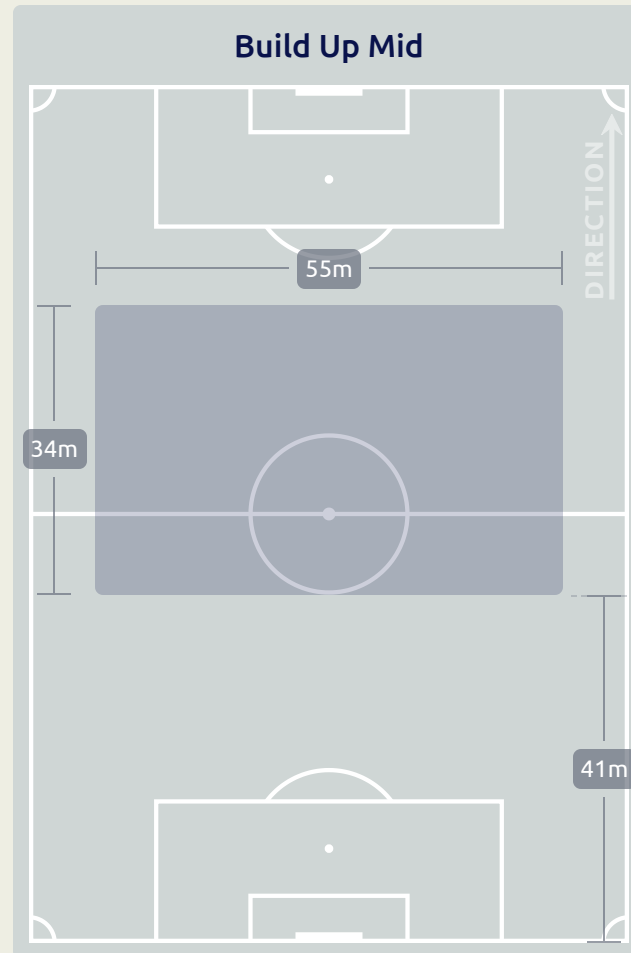
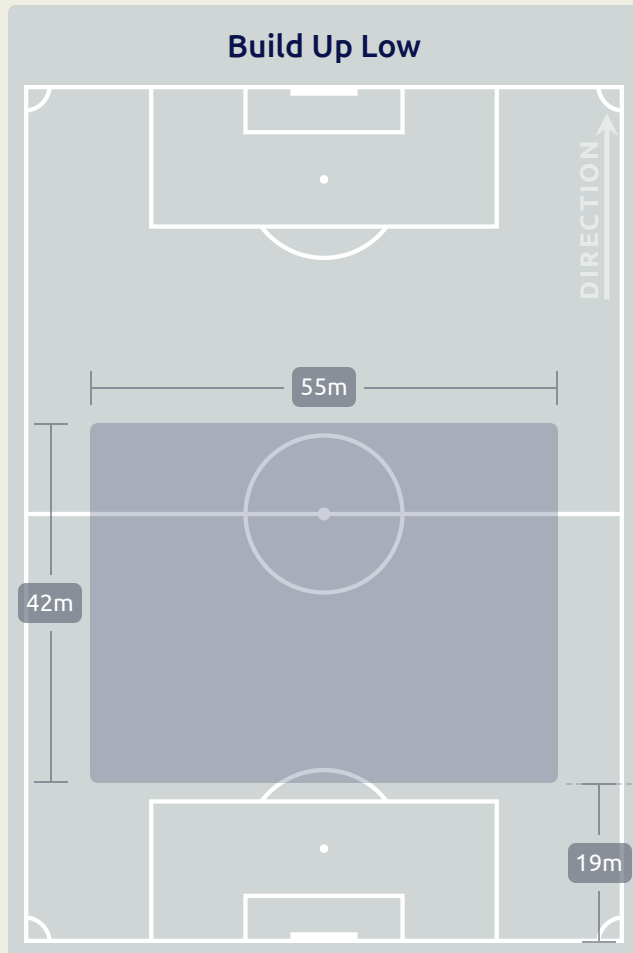


IN POSSESSION

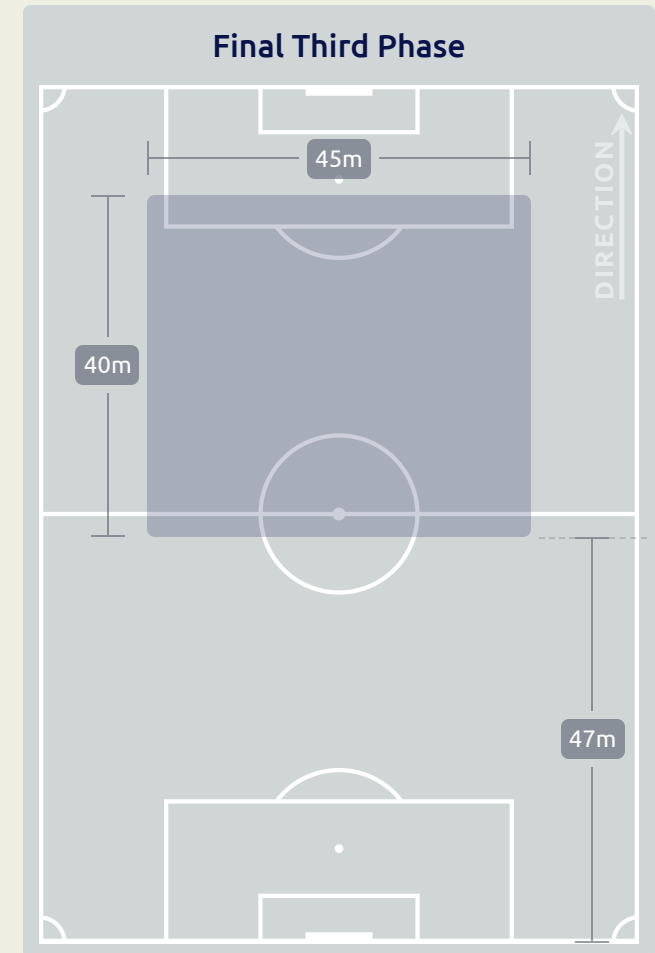
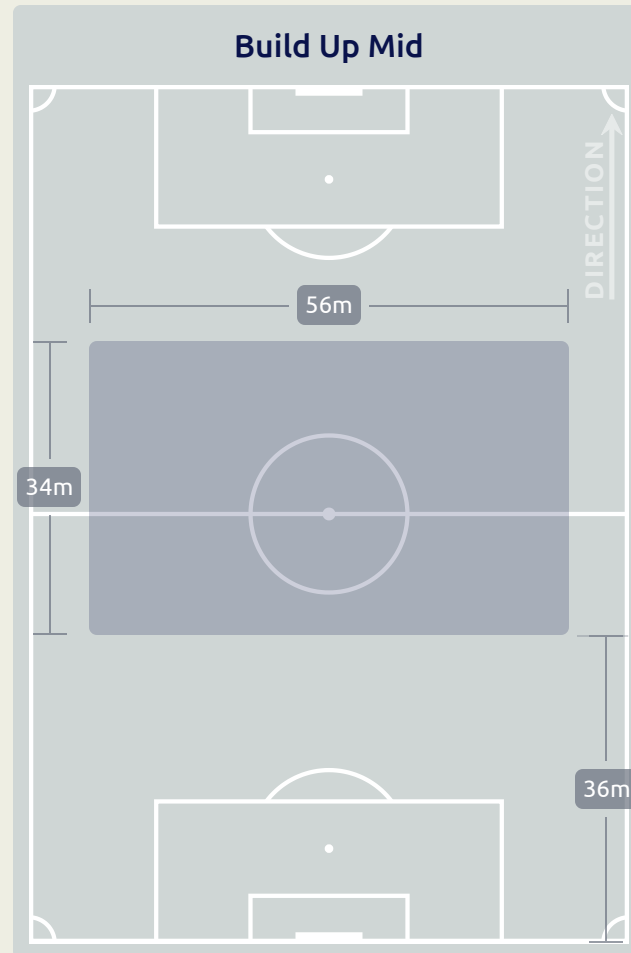
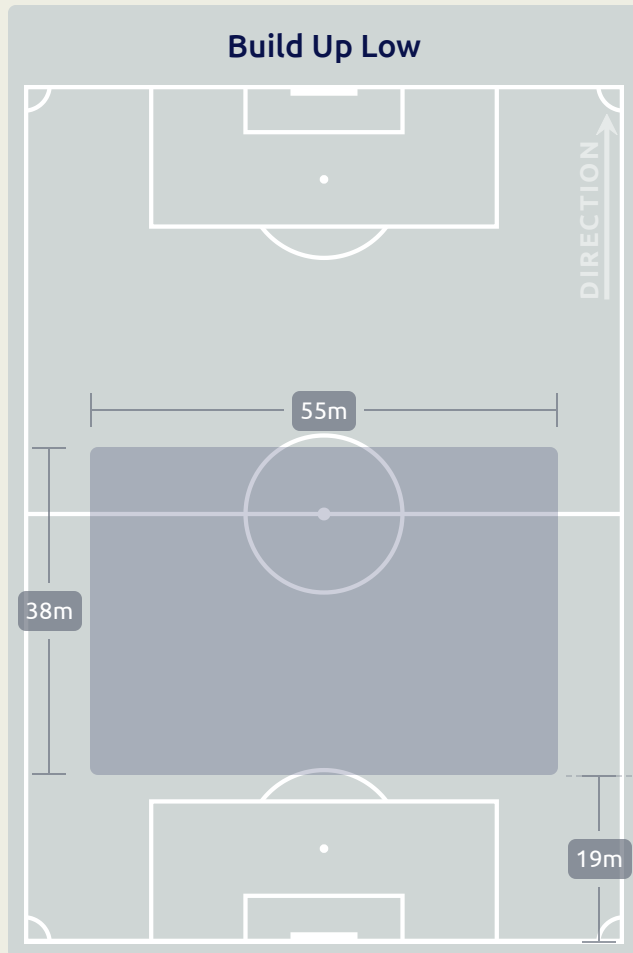


France v Gambia

In Possession Line Height & Team Length



In Possession Line Height & Team Length

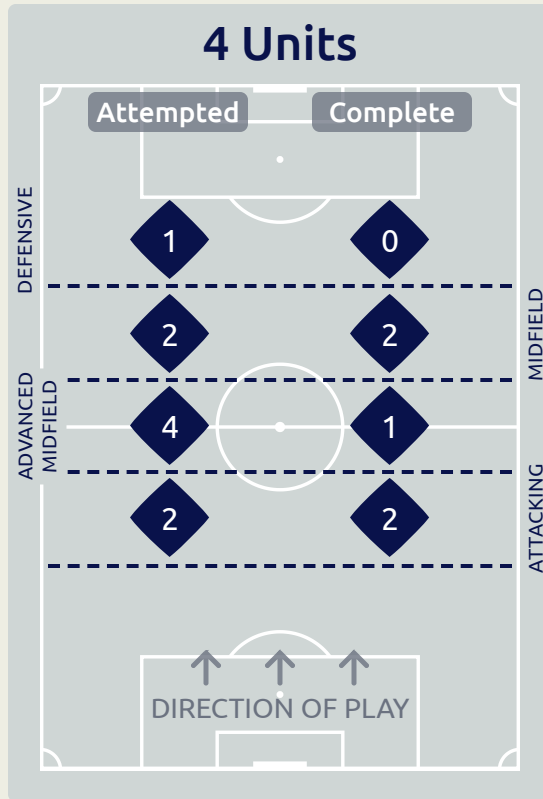
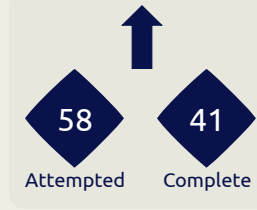


Line Breaks

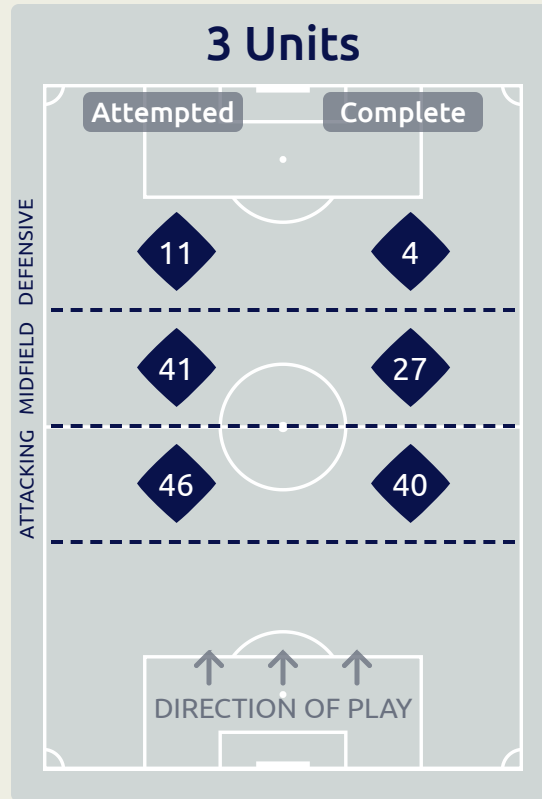


Attempted Line Breaks

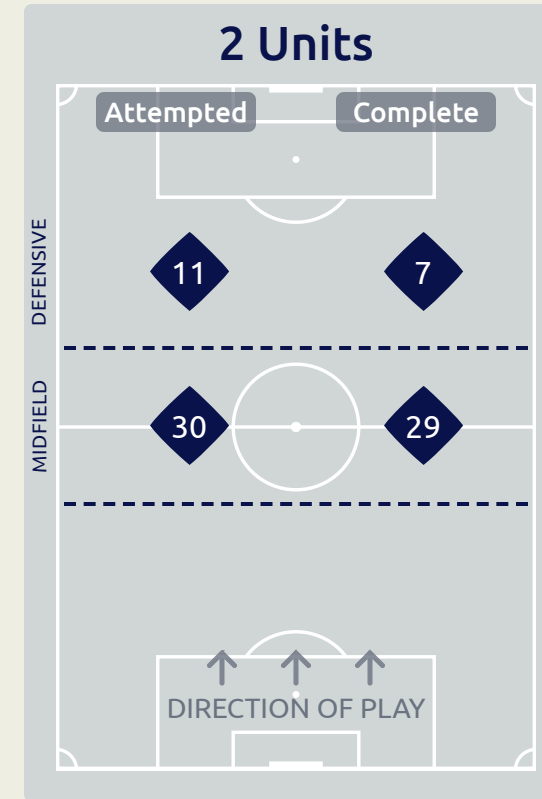
148



Attempted Line Breaks	9
Inside Shape	7
Outside Shape	2



Attempted Line Breaks	98
Inside Shape	50
Outside Shape	48

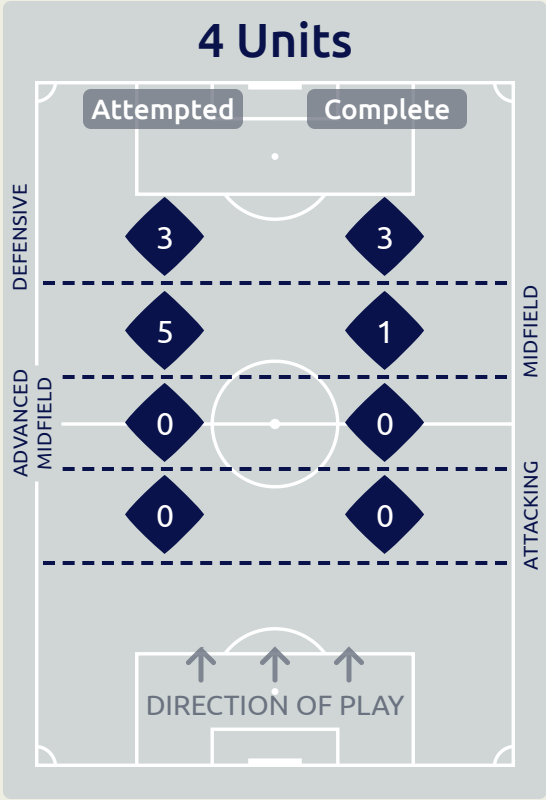


Attempted Line Breaks	41
Inside Shape	21
Outside Shape	20

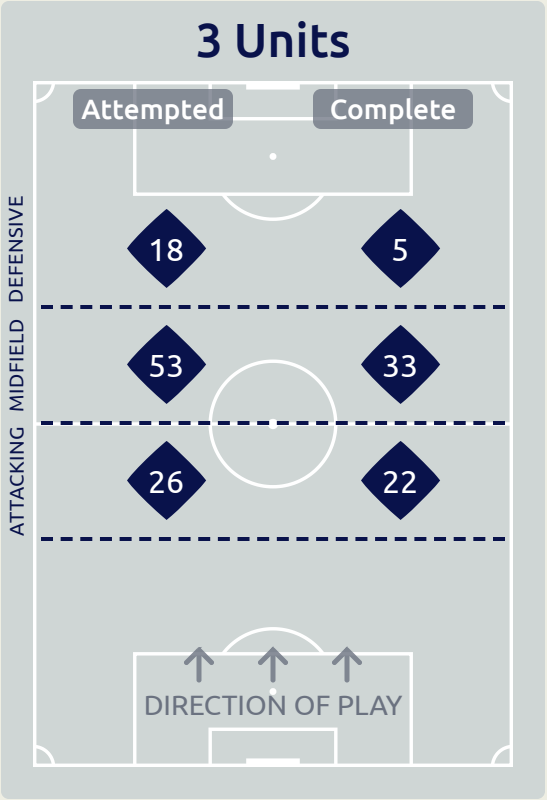
Line Breaks



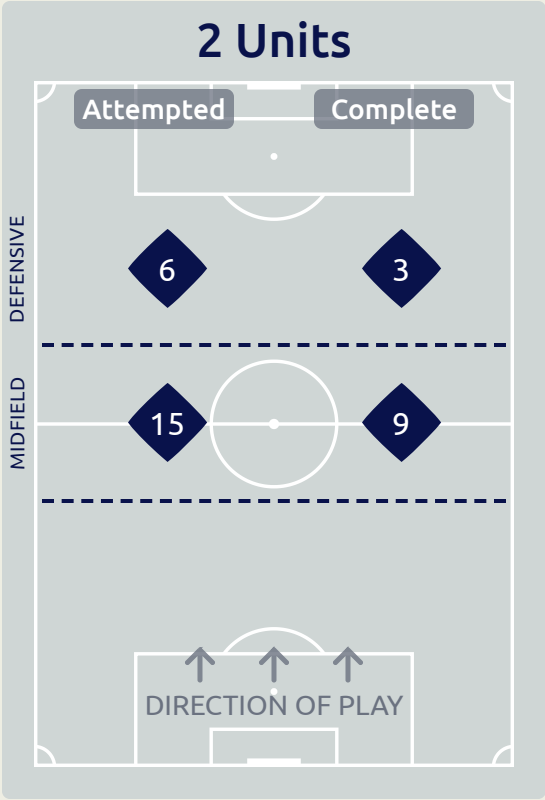
Attempted Line Breaks
126



Attempted Line Breaks	8
Inside Shape	6
Outside Shape	2



Attempted Line Breaks	97
Inside Shape	64
Outside Shape	33



Attempted Line Breaks	21
Inside Shape	12
Outside Shape	9

Line Breaks



					4 Units				3 Units			2 Units		Direction			Distribution Type		
#	Player	Line Breaks Attempted	Line Breaks Completed	Line Break Completion %	Attacking Line	Attacking Midfield Line	Midfield Line	Defensive Line	Attacking Line	Midfield Line	Defensive Line	Midfield Line	Defensive Line	Through	Around	Over	Pass	Cross	Ball Progression
16	LIENARD Yann	9	4	44%	0	1	1	0	5	2	0	0	0	4	0	5	9	0	0
2	ZOUKROU Tanguy	18	15	83%	0	0	0	0	11	0	2	4	1	4	13	1	17	0	1
6	DA SILVA-SANCHEZ Florent	31	25	80%	0	1	0	1	4	11	5	7	2	15	7	9	28	3	0
7	VIRGINIUS Alan	2	0	0%	0	0	0	0	0	1	1	0	0	1	1	0	1	0	1
9	EFEKELE Malamine	0	0	0%	0	0	0	0	0	0	0	0	0	0	0	0	0	0	0
10	MAGASSA Soungoutou	18	16	88%	0	0	0	0	7	4	0	7	0	9	5	4	17	0	1
13	ODOBERT Wilson	8	7	87%	0	0	1	0	0	4	0	1	2	5	2	1	8	0	0
14	KEITA Cheick	12	11	91%	0	1	0	0	6	4	1	0	0	2	4	6	11	0	1
18	SEMEDO VARELA Jordan	16	12	75%	1	0	0	0	1	4	2	6	2	3	8	5	14	2	0
19	PEREIRA Brayann	8	6	75%	0	0	0	0	3	1	0	2	2	1	6	1	7	0	1
20	ADELINE Martin	13	8	61%	0	0	0	0	3	7	0	2	1	8	5	0	12	0	1
3	KOUDOU Therence	5	3	60%	0	0	0	0	3	1	0	0	1	2	1	2	5	0	0
4	CAMARA Ousmane	3	2	66%	1	0	0	0	0	1	0	1	0	2	0	1	3	0	0
8	BONDO Warren	2	2	100%	0	0	0	0	2	0	0	0	0	2	0	0	2	0	0
12	JOUJOU Antoine	2	0	0%	0	1	0	0	1	0	0	0	0	0	2	0	1	0	1
17	TIBIDI Alexis	1	1	100%	0	0	0	0	0	1	0	0	0	0	1	0	1	0	0

Line Breaks



					4 Units				3 Units			2 Units		Direction			Distribution Type		
#	Player	Line Breaks Attempted	Line Breaks Completed	Line Break Completion %	Attacking Line	Attacking Midfield Line	Midfield Line	Defensive Line	Attacking Line	Midfield Line	Defensive Line	Midfield Line	Defensive Line	Through	Around	Over	Pass	Cross	Ball Progression
1	DAMPHA Pa Ebou	22	8	36%	0	0	2	0	4	13	2	1	0	0	1	21	22	0	0
3	SANYANG Sainey	15	13	86%	0	0	0	0	2	11	1	1	0	1	8	6	14	1	0
4	SAINE Alagie	14	9	64%	0	0	1	1	6	4	1	1	0	3	4	7	14	0	0
5	SAIDYKHAN Dembo	8	5	62%	0	0	0	0	4	4	0	0	0	3	1	4	8	0	0
6	BAJO Mahmudu	11	9	81%	0	0	0	0	2	5	1	3	0	5	3	3	11	0	0
8	COLLEY Salifu	5	1	20%	0	0	0	0	2	2	0	1	0	3	2	0	5	0	0
12	JOBE Muhammed	4	4	100%	0	0	1	0	1	0	1	1	0	2	1	1	4	0	0
13	NJIE Haruna Rasid	13	11	84%	0	0	0	1	0	7	1	3	1	4	5	4	13	0	0
16	JAWARA Bakary	24	13	54%	0	0	1	1	5	7	5	4	1	1	7	16	22	1	1
19	SINGHATEH Ebrima	1	0	0%	0	0	0	0	0	0	0	0	1	0	1	0	0	1	0
20	BOJANG Adama	2	0	0%	0	0	0	0	0	0	2	0	0	1	1	0	1	0	1
2	SOWE Ba Lamin	1	0	0%	0	0	0	0	0	0	1	0	0	0	0	1	0	1	0
9	MBYE Mansour	1	1	100%	0	0	0	0	0	0	0	0	1	0	1	0	1	0	0
21	SANYANG Mamin	5	2	40%	0	0	0	0	0	0	3	0	2	2	2	1	2	0	3



Passing Networks

#	Passes From ↓ to →	LIENARD Yann	ZOUKROU Tanguy	DA SILVA-SANCHEZ Florent	VIRGINIUS Alan	EFEKELE Malamine	MAGASSA Soungoutou	ODOBERT Wilson	KEITA Cheick	SEMEDO VARELA Jordan	PEREIRA Brayann	ADELINE Martin	KOUDOU Therence	CAMARA Ousmane	BONDO Warren	JOUJOU Antoine	TIBIDI Alexis
16	LIENARD Yann		19	2	0	0	2	1	16	1	0	0	0	2	0	0	0
2	ZOUKROU Tanguy	20		18	3	0	5	1	8	9	2	1	0	2	2	3	0
6	DA SILVA-SANCHEZ Florent	2	14		7	2	6	6	2	8	1	7	3	5	8	1	3
7	VIRGINIUS Alan	0	2	5		1	3	1	1	0	0	2	1	0	0	1	1
9	EFEKELE Malamine	0	0	0	1		0	4	0	0	0	1	0	0	0	0	0
10	MAGASSA Soungoutou	0	9	3	5	4		2	4	3	7	4	0	0	0	0	0
13	ODOBERT Wilson	0	1	7	3	1	3		2	1	2	1	1	0	0	1	3
14	KEITA Cheick	3	12	5	1	3	3	3		1	8	9	0	0	0	0	0
18	SEMEDO VARELA Jordan	1	8	6	3	0	8	2	4		0	2	0	1	2	1	1
19	PEREIRA Brayann	1	1	0	0	1	8	1	10	1		2	0	0	0	0	0
20	ADELINE Martin	0	2	8	3	0	4	4	5	2	7		0	0	0	0	0
3	KOUDOU Therence	0	2	2	1	0	0	4	1	0	0	0		1	1	0	1
4	CAMARA Ousmane	0	5	6	0	0	0	2	0	1	0	0	1		1	0	0
8	BONDO Warren	0	3	7	0	0	0	1	1	0	0	0	2	1		0	1
12	JOUJOU Antoine	0	1	3	0	0	0	0	1	0	0	0	0	0	0		2
17	TIBIDI Alexis	0	0	1	0	0	0	2	0	0	0	0	3	1	1	0	

Top 5 Player to Player Passers		
Player	Passed To	% of Total Team Passes
ZOUKROU Tanguy	LIENARD Yann	4%
LIENARD Yann	ZOUKROU Tanguy	3.8%
ZOUKROU Tanguy	DA SILVA-SANCHEZ Florent	3.6%
LIENARD Yann	KEITA Cheick	3.2%
DA SILVA-SANCHEZ Florent	ZOUKROU Tanguy	2.8%


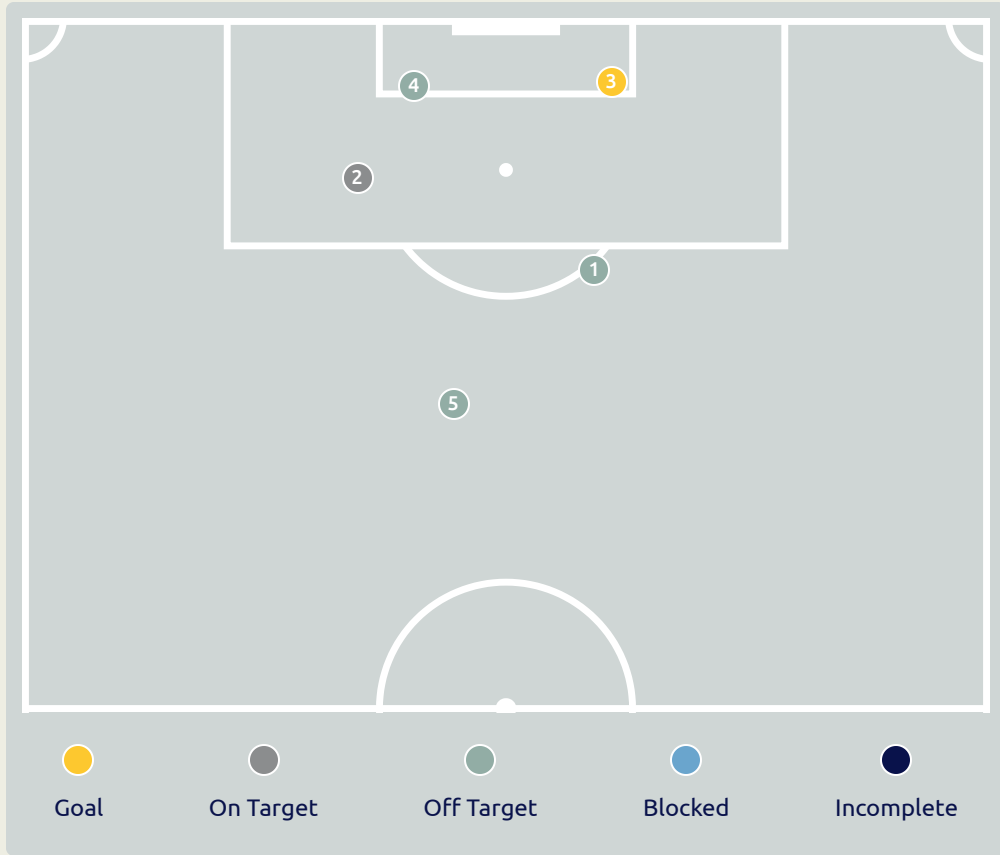


Passing Networks

#	Passes From ↓ to →	DAMPHA Pa Ebou	SANYANG Sainey	SAINE Alagie	SAIDYKHAN Dembo	BAJO Mahmudu	COLLEY Salifu	JOBE Muhammed	NJIE Haruna Rasid	JAWARA Bakary	SINGHATEH Ebrima	BOJANG Adama	SOWE Ba Lamin	MBYE Mansour	SANYANG Mamin
1	DAMPHA Pa Ebou		2	17	13	2	1	2	0	1	1	1	0	2	0
3	SANYANG Sainey	4		8	2	1	8	2	4	0	0	0	1	0	0
4	SAINE Alagie	11	11		6	5	2	1	3	1	1	3	0	1	0
5	SAIDYKHAN Dembo	12	1	6		4	0	1	0	6	1	0	0	0	1
6	BAJO Mahmudu	1	2	9	5		1	4	4	6	3	4	1	0	1
8	COLLEY Salifu	0	6	1	0	1		3	1	1	1	3	0	0	0
12	JOBE Muhammed	0	3	2	3	3	1		4	2	1	2	0	0	2
13	NJIE Haruna Rasid	0	2	2	3	6	4	0		4	2	2	0	2	6
16	JAWARA Bakary	2	1	0	2	9	0	1	2		3	1	0	0	3
19	SINGHATEH Ebrima	0	0	1	1	3	1	1	1	2		0	0	0	0
20	BOJANG Adama	0	0	0	0	2	0	0	4	0	0		0	0	2
2	SOWE Ba Lamin	0	0	0	0	1	0	0	0	0	0	0		1	0
9	MBYE Mansour	0	0	0	0	1	0	0	2	1	0	1	1		0
21	SANYANG Mamin	0	0	0	1	1	0	1	1	2	0	1	0	1	

Top 5 Player to Player Passers		
Player	Passed To	% of Total Team Passes
DAMPHA Pa Ebou	SAINE Alagie	5.1%
DAMPHA Pa Ebou	SAIDYKHAN Dembo	3.9%
SAIDYKHAN Dembo	DAMPHA Pa Ebou	3.6%
SAINE Alagie	SANYANG Sainey	3.3%
SAINE Alagie	DAMPHA Pa Ebou	3.3%

Attempts at Goal



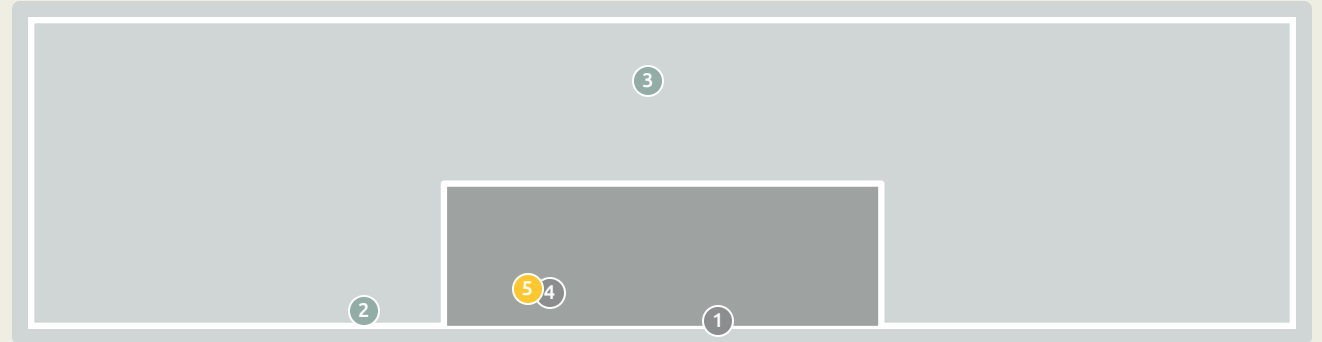
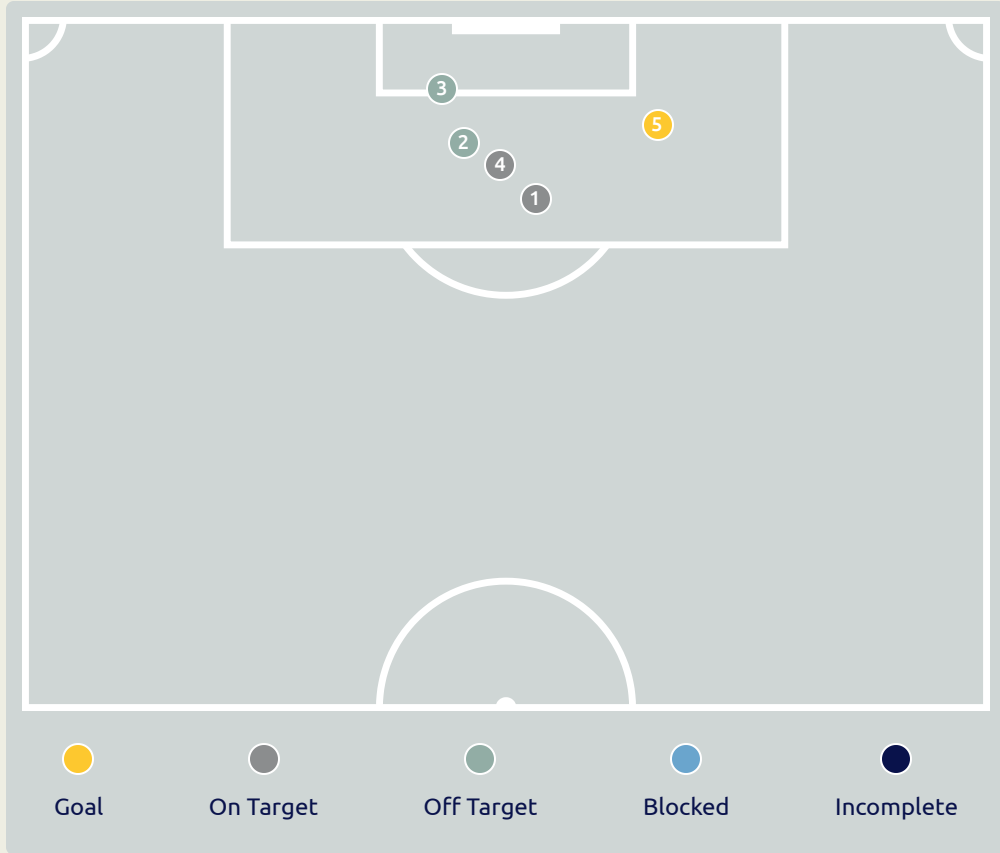
Key	Outcome	Shots
●	Goals	1
●	On Target	1
●	Off Target	3
●	Blocked	0
●	Incomplete	0

Attempts at Goal



Time	Player	Outcome	Body Part	Delivery Type
5	6 DA SILVA-SANCHEZ Florent	Off Target	Right Foot	Pass
9	13 ODOBERT Wilson	On Target - Saved	Left Foot	Pass
60	13 ODOBERT Wilson	On Target - Goal	Head	Freekick
70	12 JOUJOU Antoine	Off Target	Head	Cross
89	8 BONDO Warren	Off Target	Right Foot	Pass

Attempts at Goal

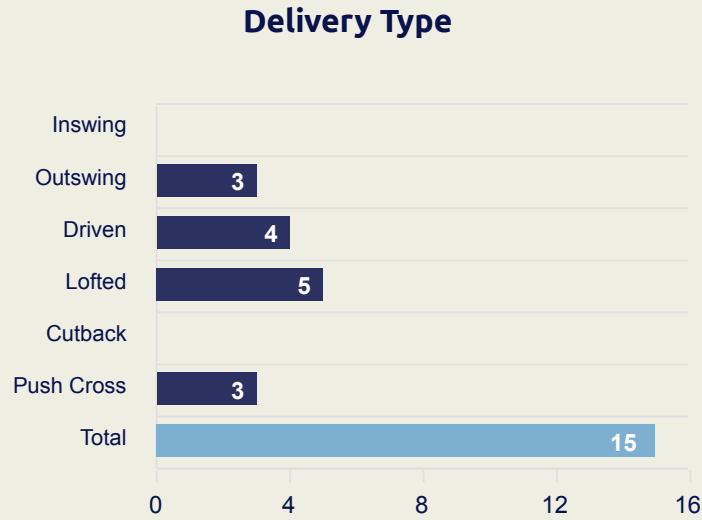
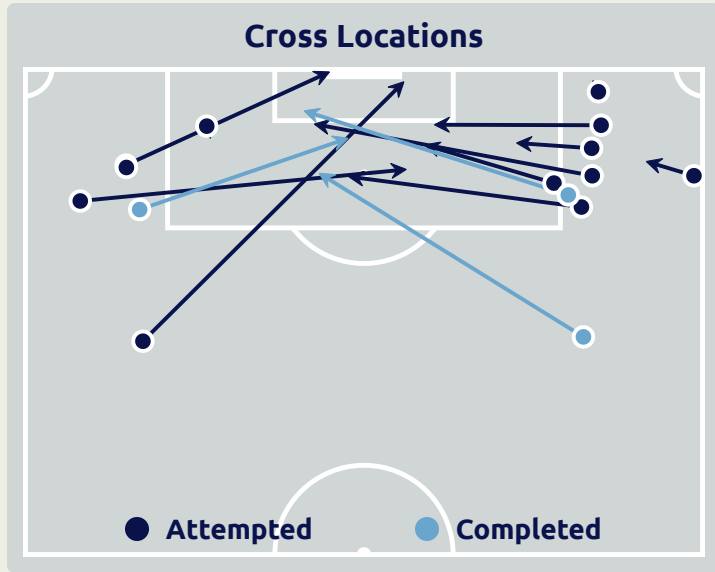


Key	Outcome	Shots
●	Goals	1
●	On Target	2
●	Off Target	2
●	Blocked	0
●	Incomplete	0

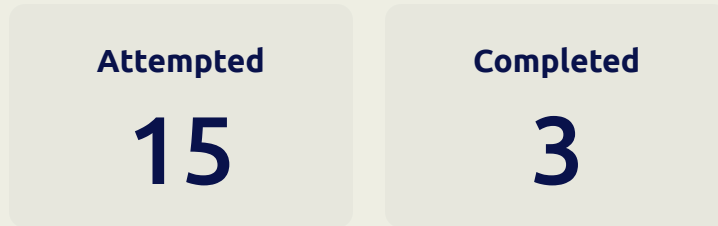
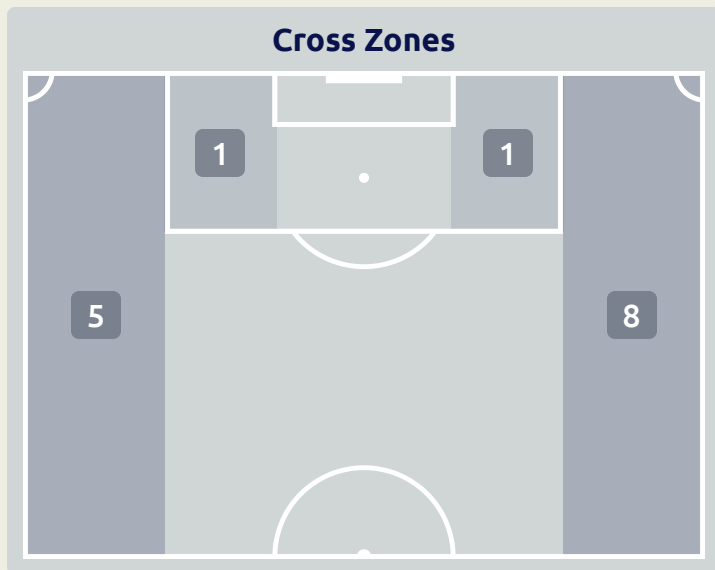
Attempts at Goal

Time	Player	Outcome	Body Part	Delivery Type
12	20 BOJANG Adama	On Target - Saved	Right Foot	Pass
27	20 BOJANG Adama	Off Target - Saved	Right Foot	Pass
52	20 BOJANG Adama	Off Target	Head	Pass
56	4 SAINE Alagie	On Target - Saved	Right Foot	Penalty
67	21 SANYANG Mamin	On Target - Goal	Right Foot	Ball Progression

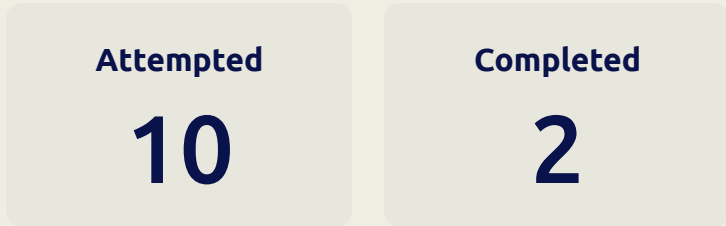
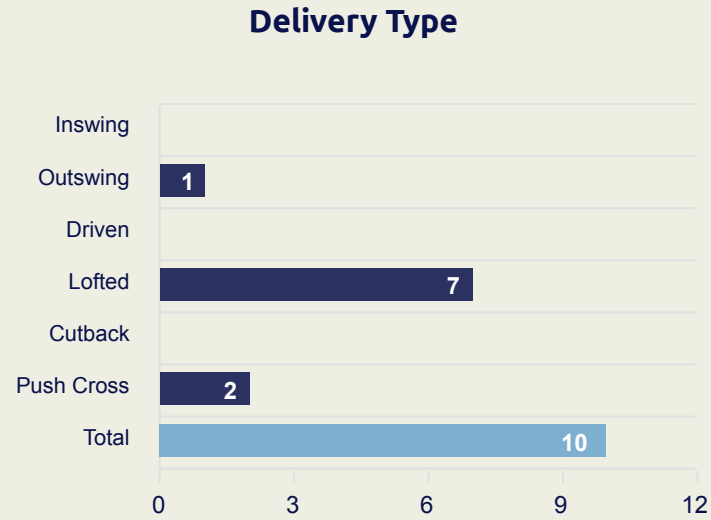
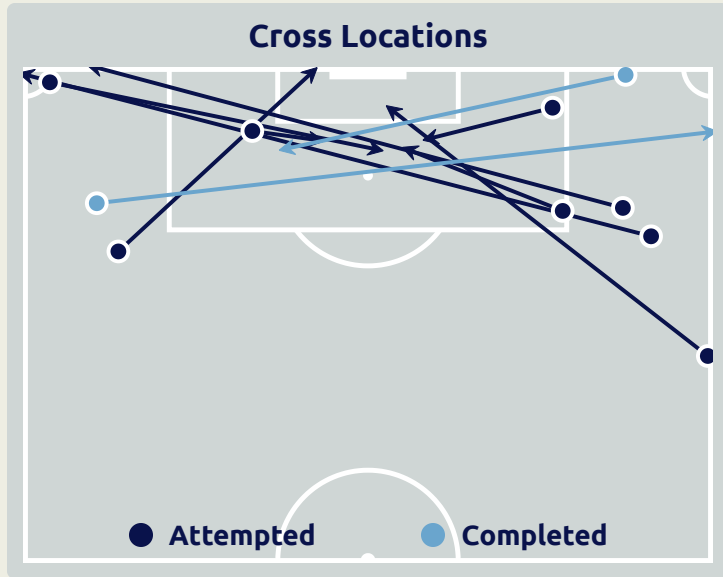
Crosses (Open Play)



#	Player	Inswing	Outswing	Driven	Lofted	Cutback	Push Cross	Total Attempted
16	LIENARD Yann	0	0	0	0	0	0	0
2	ZOUKROU Tanguy	0	0	0	0	0	0	0
6	DA SILVA-SANCHEZ Florent	0	2	0	1	0	1	4
7	VIRGINIUS Alan	0	0	0	0	0	0	0
9	EFEKELE Malamine	0	0	0	0	0	0	0
10	MAGASSA Soungoutou	0	0	0	0	0	0	0
13	ODOBERT Wilson	0	0	0	0	0	1	1
14	KEITA Cheick	0	0	0	0	0	0	0
18	SEMEDO VARELA Jordan	0	1	0	1	0	1	3
19	PEREIRA Brayann	0	0	2	0	0	0	2
20	ADELINE Martin	0	0	1	0	0	0	1
3	KOUDOU Therence	0	0	1	3	0	0	4
4	CAMARA Ousmane	0	0	0	0	0	0	0
8	BONDO Warren	0	0	0	0	0	0	0
12	JOUJOU Antoine	0	0	0	0	0	0	0
17	TIBIDI Alexis	0	0	0	0	0	0	0



Crosses (Open Play)



#	Player	Inswing	Outswing	Driven	Lofted	Cutback	Push Cross	Total Attempted
1	DAMPHA Pa Ebou	0	0	0	0	0	0	0
3	SANYANG Sainey	0	1	0	0	0	0	1
4	SAINE Alagie	0	0	0	0	0	0	0
5	SAIDYKHAN Dembo	0	0	0	0	0	0	0
6	BAJO Mahmudu	0	0	0	1	0	0	1
8	COLLEY Salifu	0	0	0	1	0	0	1
12	JOBÉ Muhammed	0	0	0	0	0	0	0
13	NJIE Haruna Rasid	0	0	0	1	0	0	1
16	JAWARA Bakary	0	0	0	2	0	1	3
19	SINGHATEH Ebrima	0	0	0	0	0	1	1
20	BOJANG Adama	0	0	0	0	0	0	0
2	SOWE Ba Lamin	0	0	0	1	0	0	1
9	MBYE Mansour	0	0	0	0	0	0	0
21	SANYANG Mamin	0	0	0	1	0	0	1

Offering to Receive

537
Total Offers Made

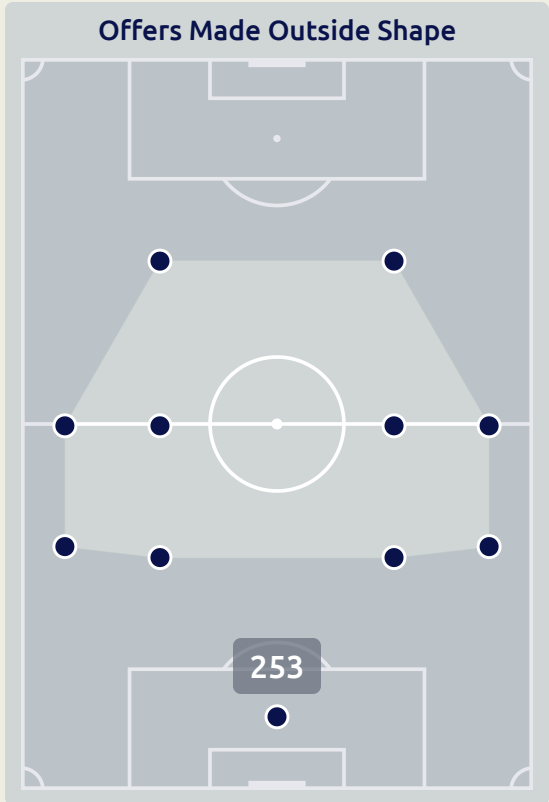
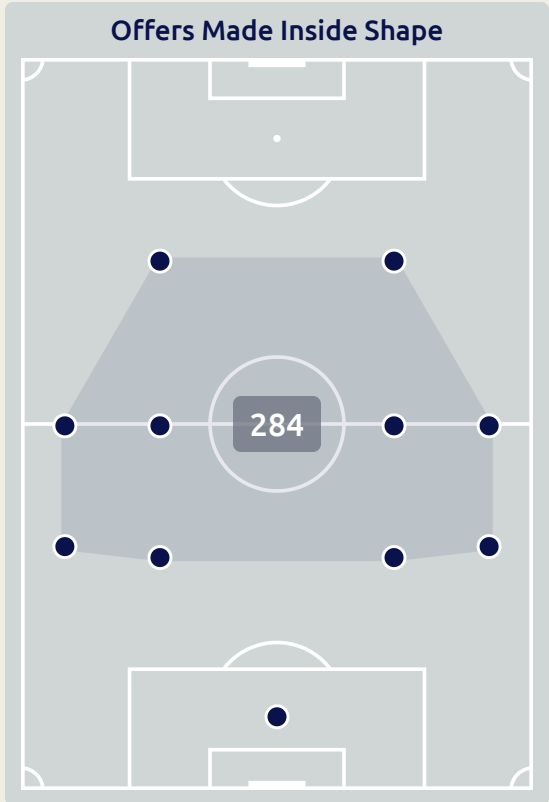
188
Total Offers Received

Most Offers
80
DA SILVA-SANCHEZ Florent
RIGHT CENTRE MIDFIELD

197
Offers Made in Final Third

265
Offers Made in Middle Third

75
Offers Made in Defensive Third



#	Player	Offers Made	Offers Received	% Made & Received
16	LIENARD Yann	7	6	85.7%
2	ZOUKROU Tanguy	17	10	58.8%
6	DA SILVA-SANCHEZ Florent	80	40	50%
7	VIRGINIUS Alan	66	11	16.7%
9	EFEKELE Malamine	27	6	22.2%
10	MAGASSA Soungoutou	26	10	38.5%
13	ODOBERT Wilson	50	20	40%
14	KEITA Cheick	8	3	37.5%
18	SEMEDO VARELA Jordan	67	21	31.3%
19	PEREIRA Brayann	28	9	32.1%
20	ADELINE Martin	78	24	30.8%
3	KOUDOU Therence	26	8	30.8%
4	CAMARA Ousmane	6	4	66.7%
8	BONDO Warren	21	6	28.6%
12	JOJOU Antoine	15	4	26.7%
17	TIBIDI Alexis	15	6	40%

Offering to Receive

280
Total Offers Made

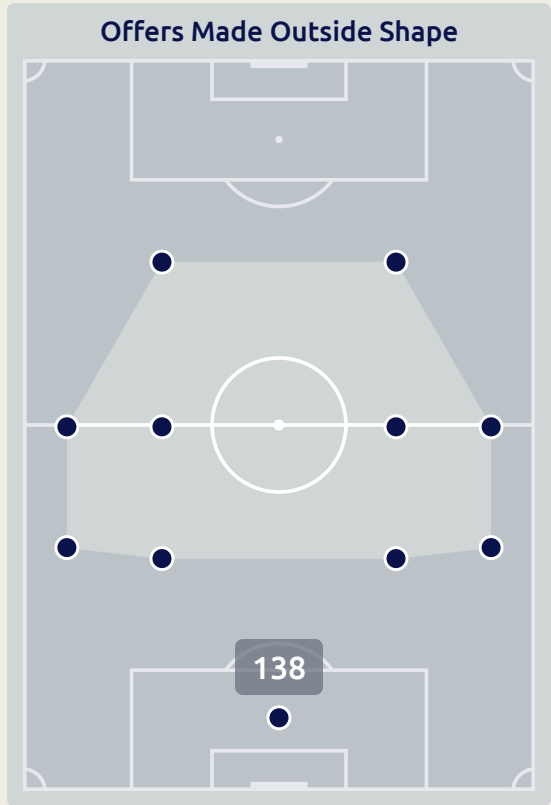
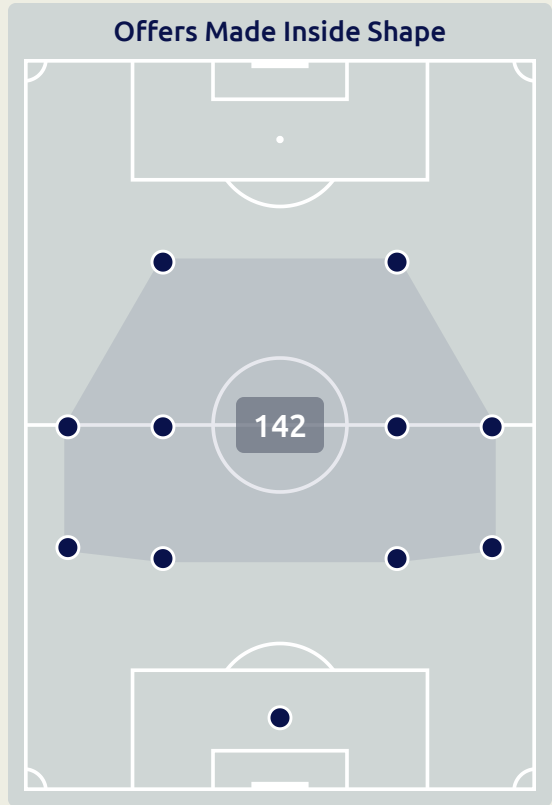
110
Total Offers Received

Most Offers
65
NJIE Haruna Rasid
ATTACKING MIDFIELD

77
Offers Made in Final Third

134
Offers Made in Middle Third

69
Offers Made in Defensive Third

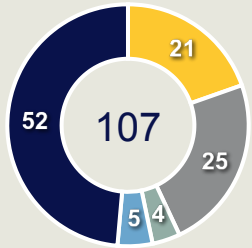


#	Player	Offers Made	Offers Received	% Made & Received
1	DAMPHA Pa Ebou	9	7	77.8%
3	SANYANG Sainey	14	6	42.9%
4	SAINE Alagie	17	11	64.7%
5	SAIDYKHAN Dembo	2	2	100%
6	BAJO Mahmudu	33	12	36.4%
8	COLLEY Salifu	42	12	28.6%
12	JOBE Muhammed	12	3	25%
13	NJIE Haruna Rasid	65	22	33.8%
16	JAWARA Bakary	20	10	50%
19	SINGHATEH Ebrima	12	7	58.3%
20	BOJANG Adama	25	7	28%
2	SOWE Ba Lamin	0	0	0%
9	MBYE Mansour	15	5	33.3%
21	SANYANG Mamin	14	6	42.9%

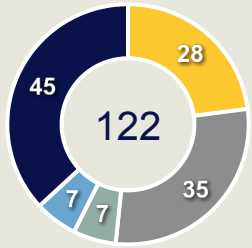
Movement to Receive

Movement Types by Phase

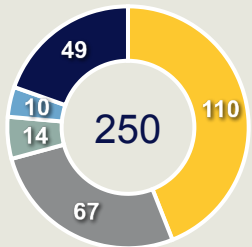
Final Third Phase



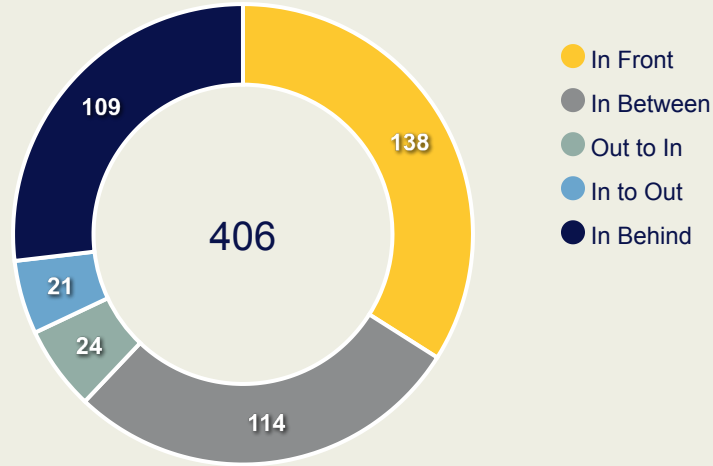
Progression Phase



Build Up Phase



All Movement Types

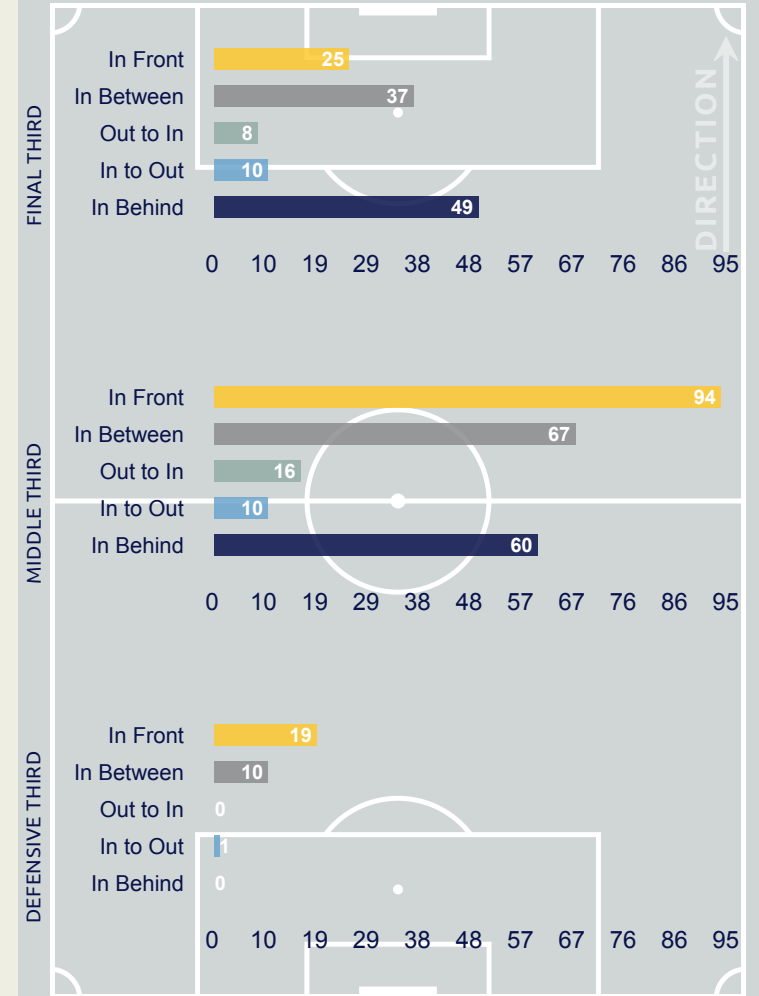


- In Front
- In Between
- Out to In
- In to Out
- In Behind

Top Ranked Players

Type	Player	Movements
In Front	20 ADELINE Martin	27
In Between	20 ADELINE Martin	37
Out to In	13 ODOBERT Wilson	9
In to Out	20 ADELINE Martin	5
In Behind	7 VIRGINIUS Alan	23

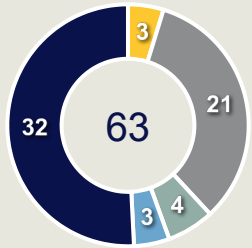
Movement Types Pitch Third



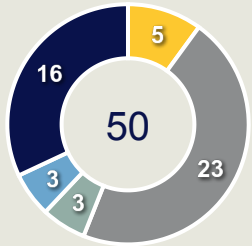
Movement to Receive

Movement Types by Phase

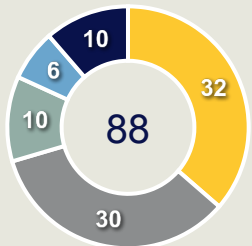
Final Third Phase



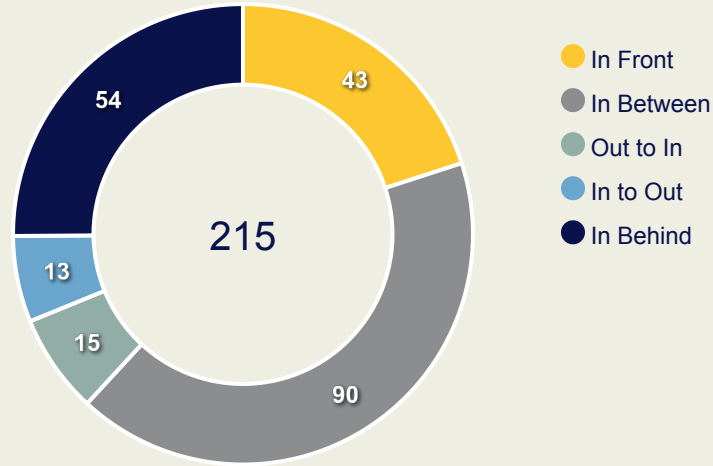
Progression Phase



Build Up Phase



All Movement Types

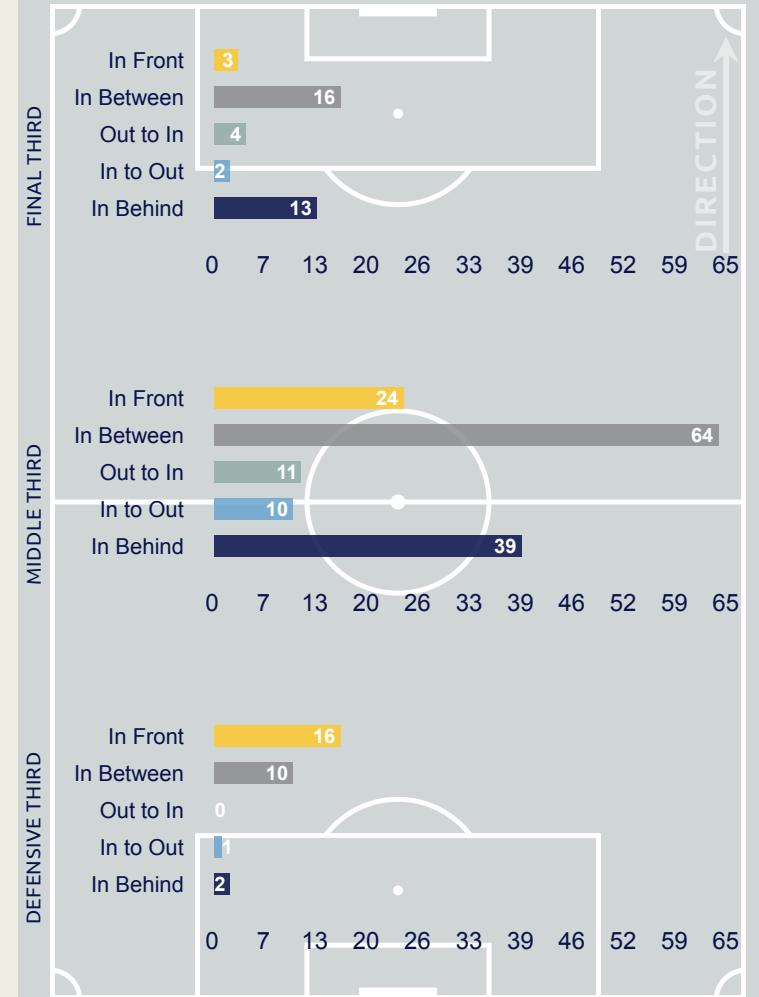


- In Front
- In Between
- Out to In
- In to Out
- In Behind

Top Ranked Players

Type	Player	Movements
In Front	6 BAJO Mahmudu	15
In Between	13 NJIE Haruna Rasid	44
Out to In	8 COLLEY Salifu	9
In to Out	13 NJIE Haruna Rasid	7
In Behind	20 BOJANG Adama	17

Movement Types Pitch Third



OUT OF POSSESSION



France v Gambia



Defensive Actions

71

Forced Turnovers

45

Possession Regained

6

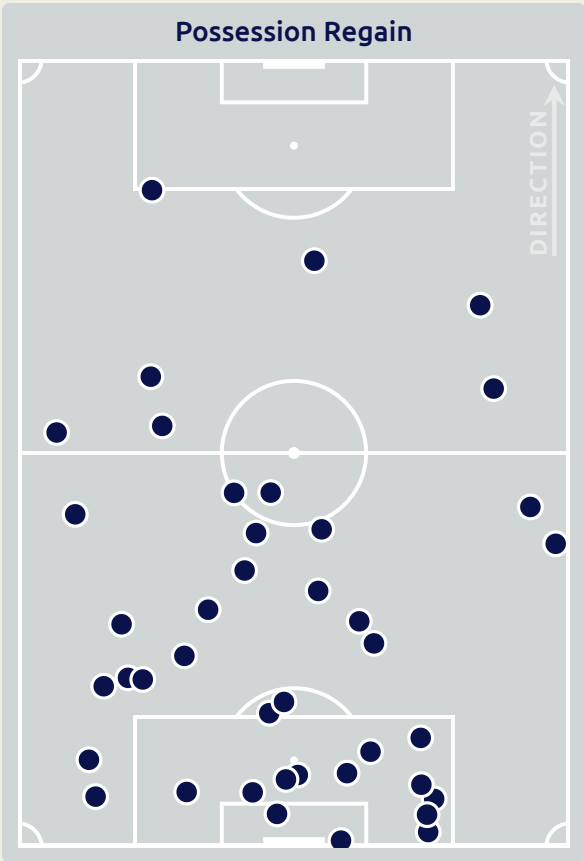
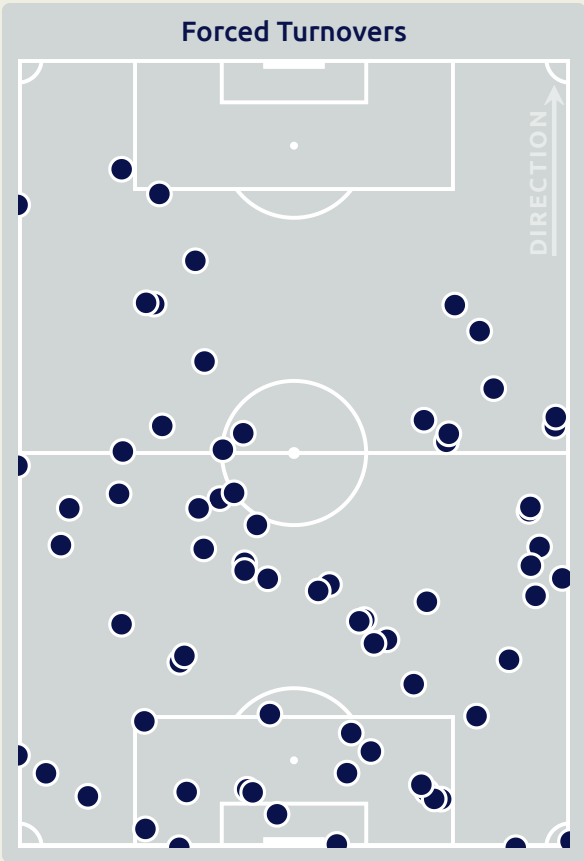
Interceptions

29

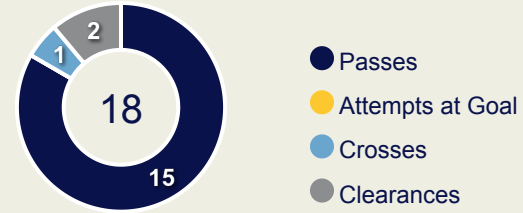
Tackles

7.1

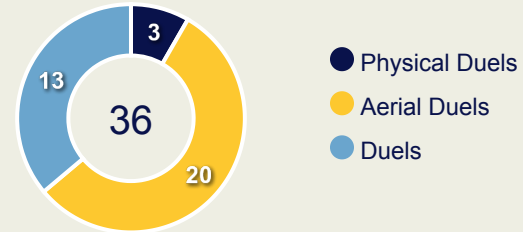
Possession Actions /
Defensive Action



Blocks



Possession Contests



Most Possession Regains

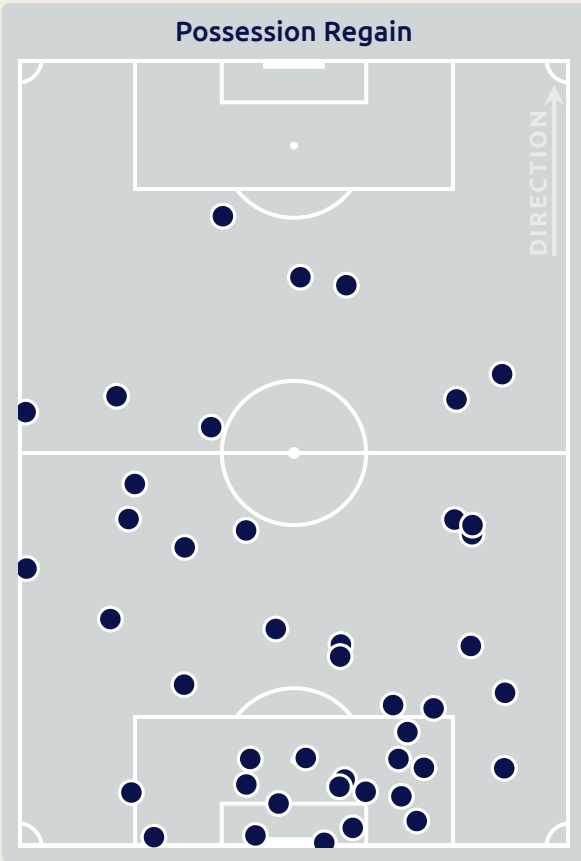
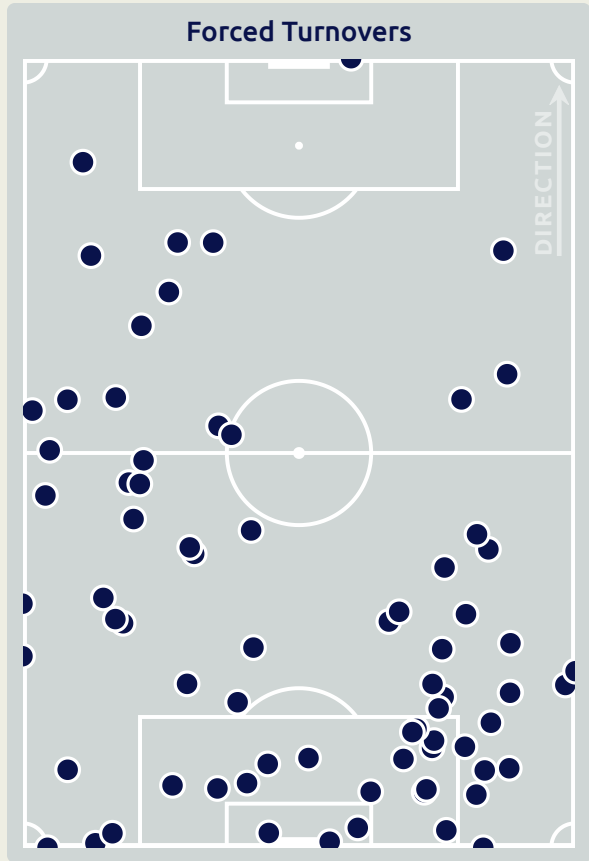
9

LIENARD Yann
GOALKEEPER

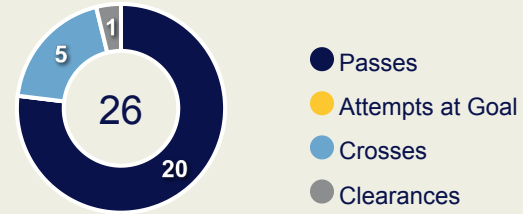
#	Player	Total Possession Regains
16	LIENARD Yann	9
2	ZOUKROU Tanguy	5
6	DA SILVA-SANCHEZ Florent	3
7	VIRGINIUS Alan	0
9	EFEKELE Malamine	0
10	MAGASSA Soungoutou	4
13	ODOBERT Wilson	2
14	KEITA Cheick	5
18	SEMEDO VARELA Jordan	4
19	PEREIRA Brayann	2
20	ADELIN Martin	2
3	KOUDOU Therence	2
4	CAMARA Ousmane	2
8	BONDO Warren	1
12	JOJOU Antoine	3
17	TIBIDI Alexis	1

Defensive Actions

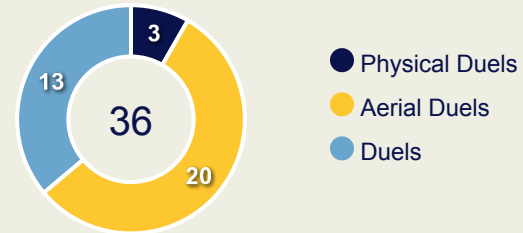
74 Forced Turnovers	49 Possession Regained	6 Interceptions	36 Tackles	3.96 Possession Actions / Defensive Action
-------------------------------	----------------------------------	---------------------------	----------------------	---



Blocks



Possession Contests



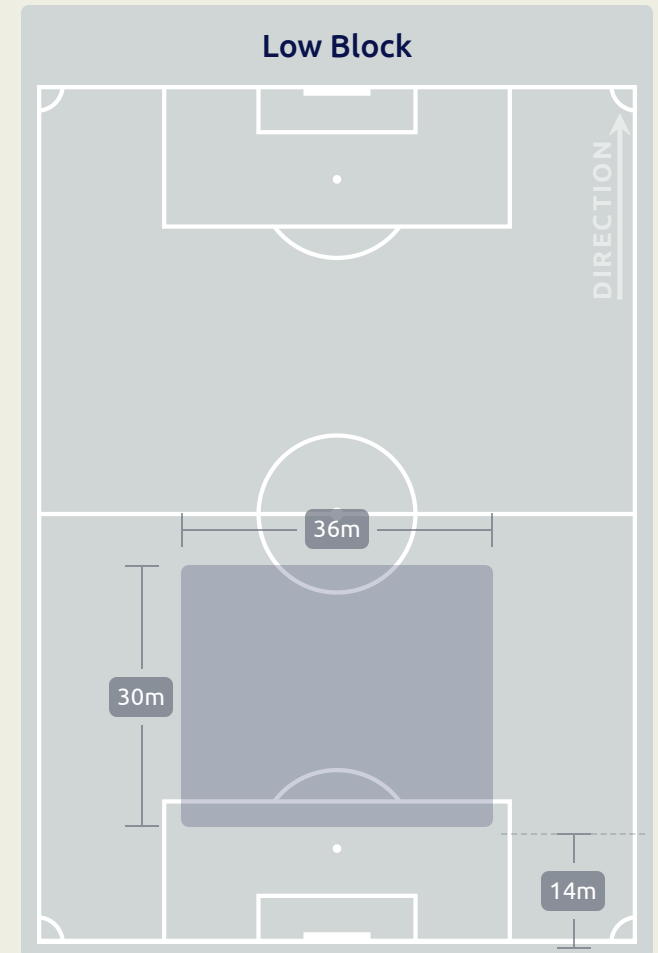
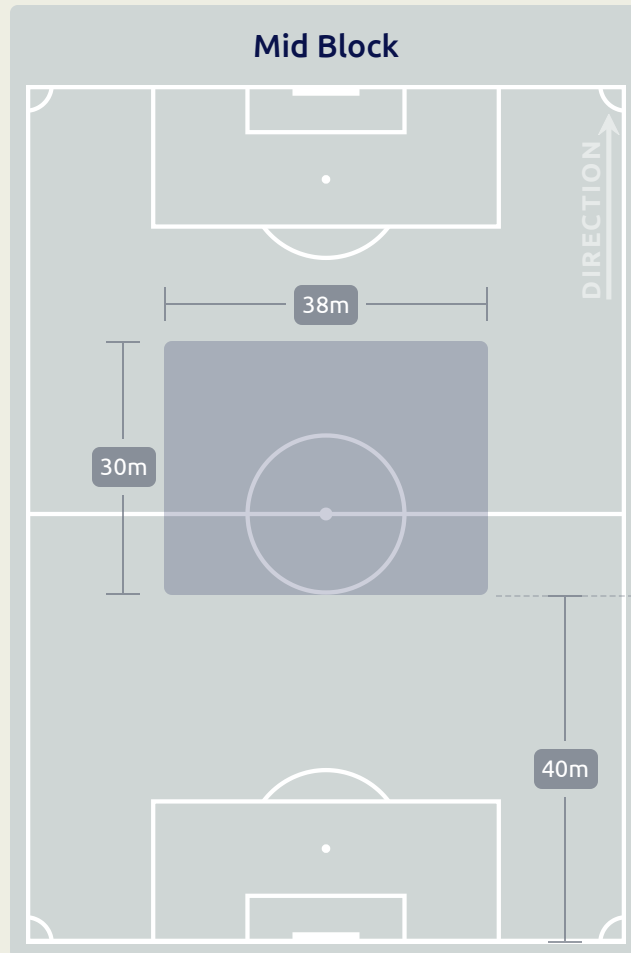
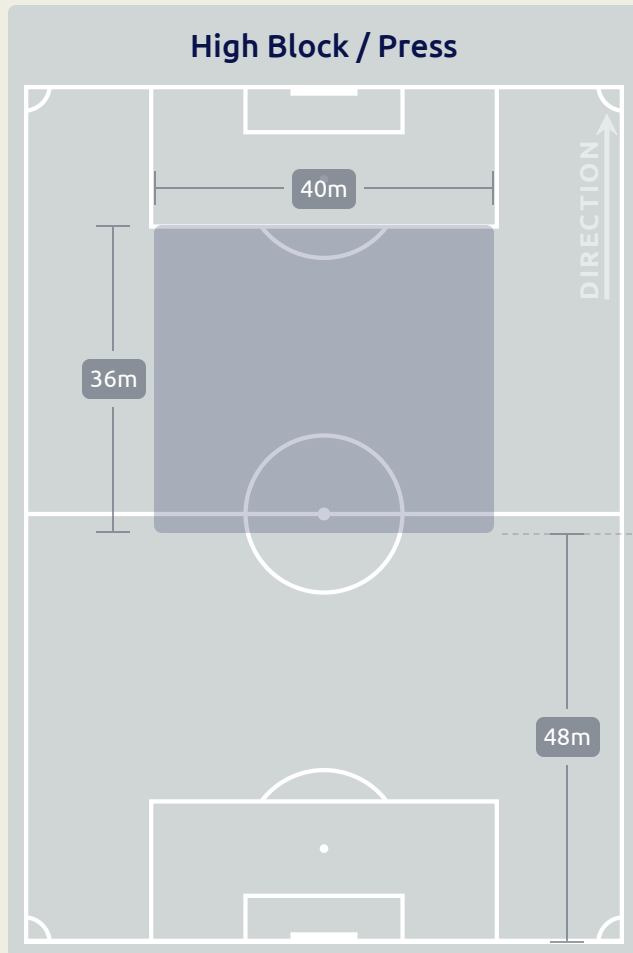
Most Possession Regains

13

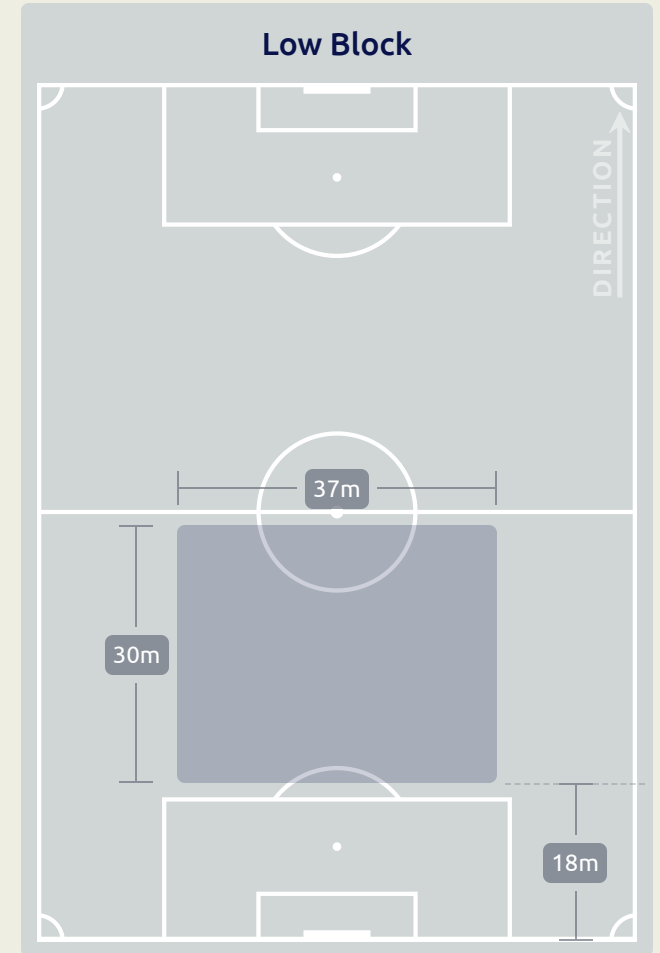
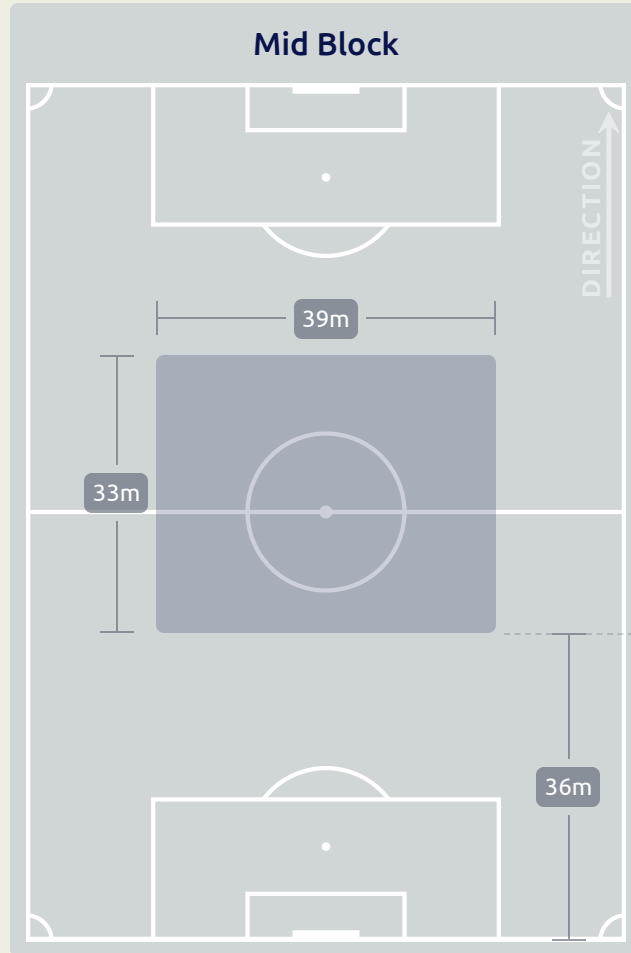
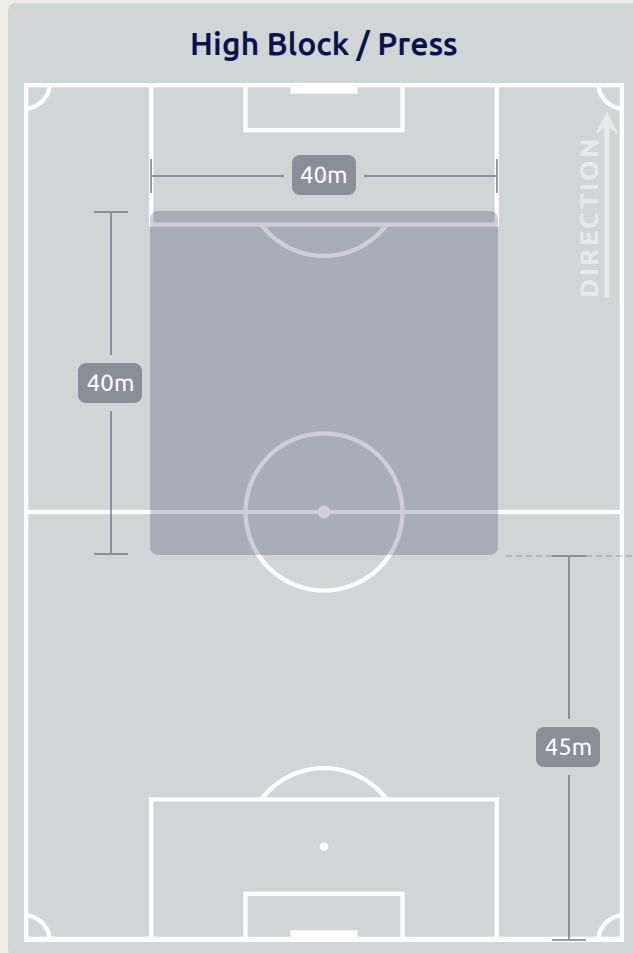
DAMPHA Pa Ebou
GOALKEEPER

#	Player	Total Possession Regains
1	DAMPHA Pa Ebou	13
3	SANYANG Sainey	3
4	SAINE Alagie	2
5	SAIDYKHAN Dembo	1
6	BAJO Mahmudu	2
8	COLLEY Salifu	1
12	JOBE Muhammed	12
13	NJIE Haruna Rasid	3
16	JAWARA Bakary	8
19	SINGHATEH Ebrima	2
20	BOJANG Adama	2
2	SOWE Ba Lamin	0
9	MBYE Mansour	0
21	SANYANG Mamin	0

Defensive Line Height & Team Length



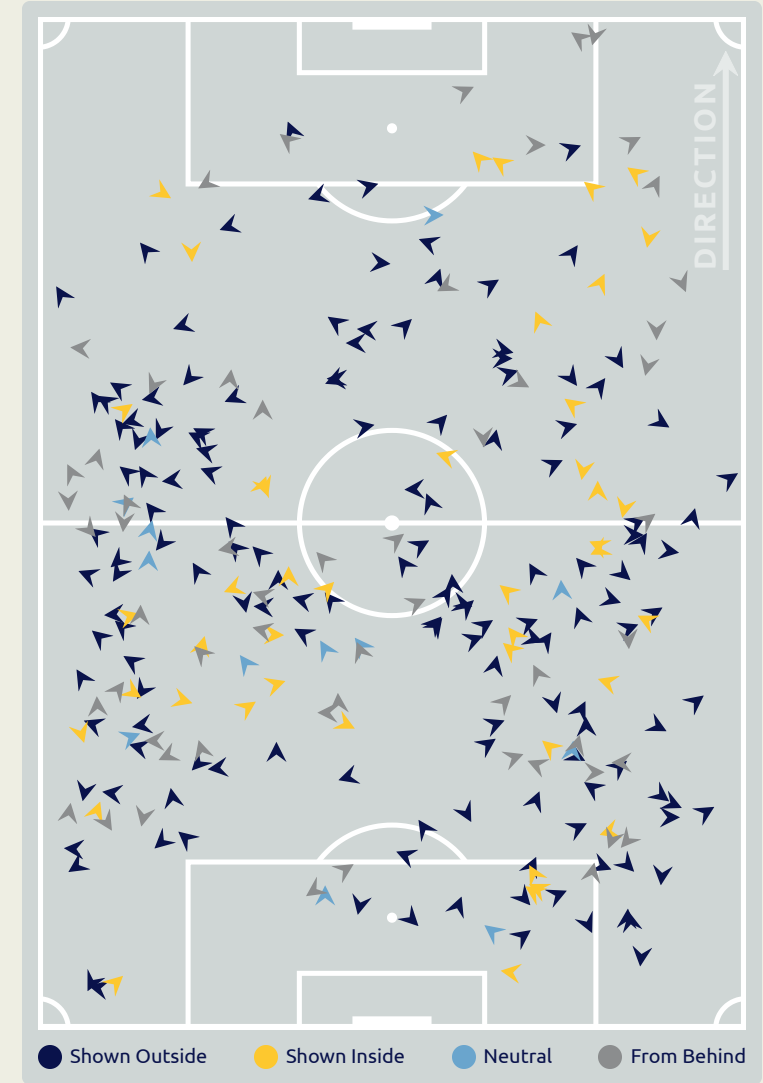
Defensive Line Height & Team Length



Defensive Pressure



201	Total Pressures	262
36	Direct Pressures	54
1.38s	Avg Pressure Duration	1.55s
71	Forced Turnovers	74
10.71s	Ball Recovery Time	14.52s
88	Pushing on into Pressing	125
223	Pushing on	277
27	Pressing Direction Inside	44
117	Pressing Direction Outside	148



Most Direct Pressures

8

SEMEDO VARELA Jordan
LEFT BACK

Most Direct Pressures

9

JAWARA Bakary
RIGHT BACK

GOALKEEPING

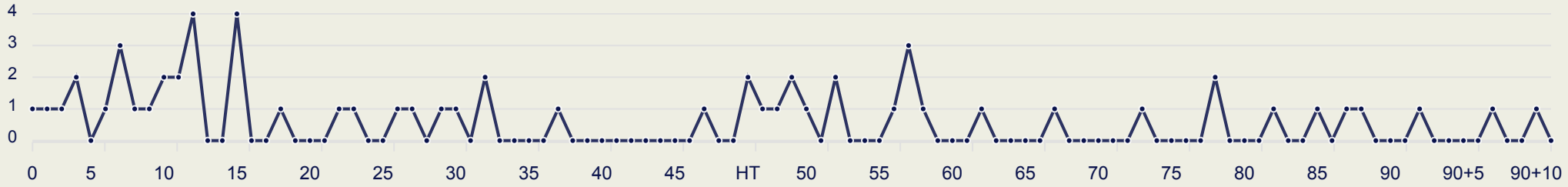


France v Gambia

Goalkeeping Involvement



France GK Involvement Timeline

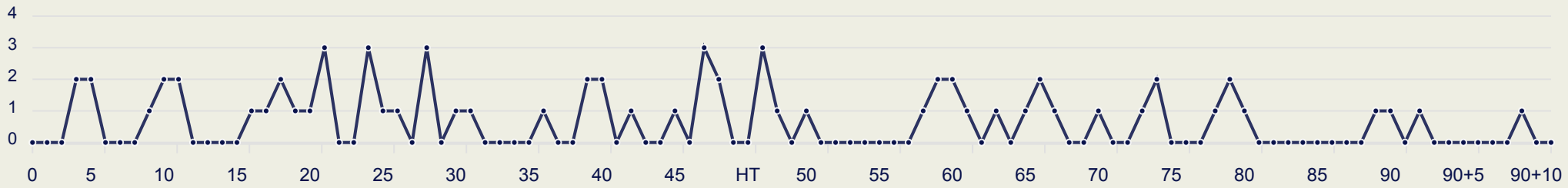


61

Total Involvements



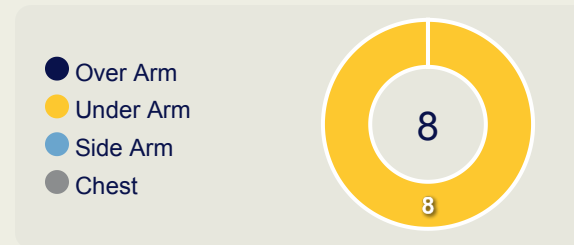
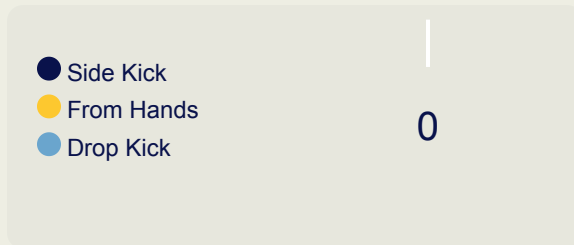
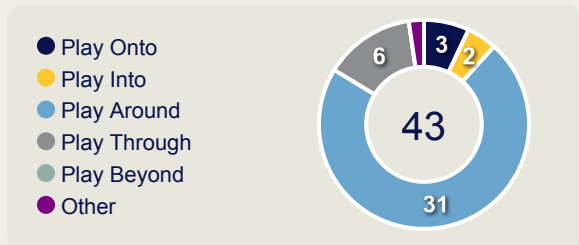
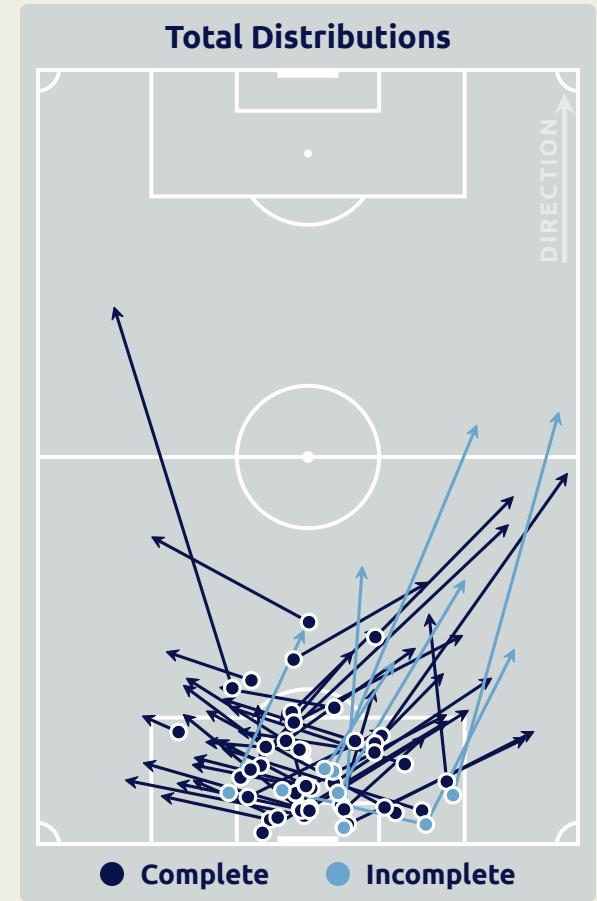
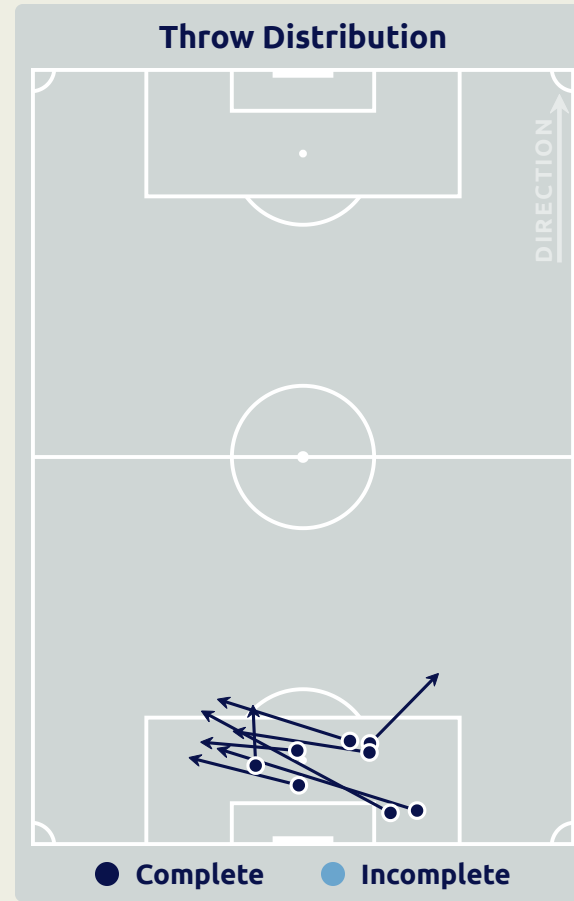
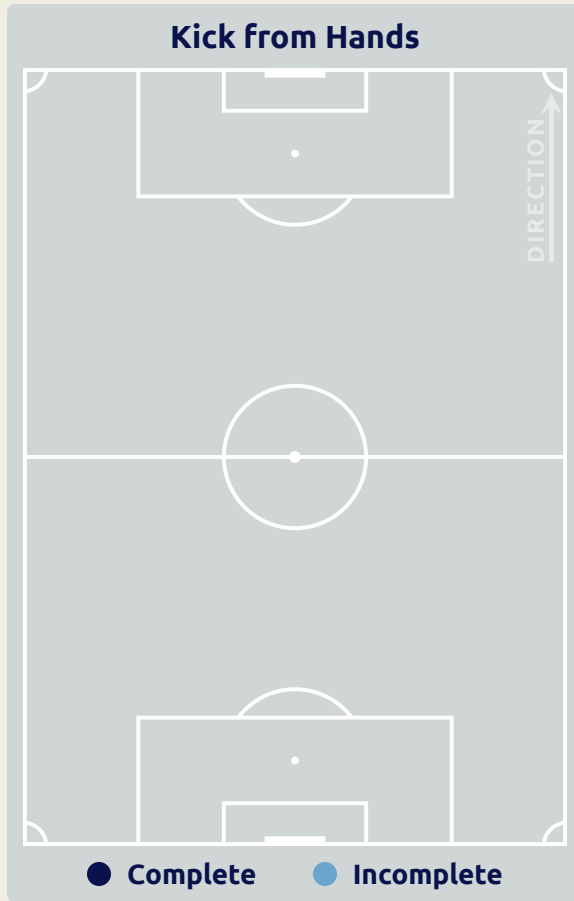
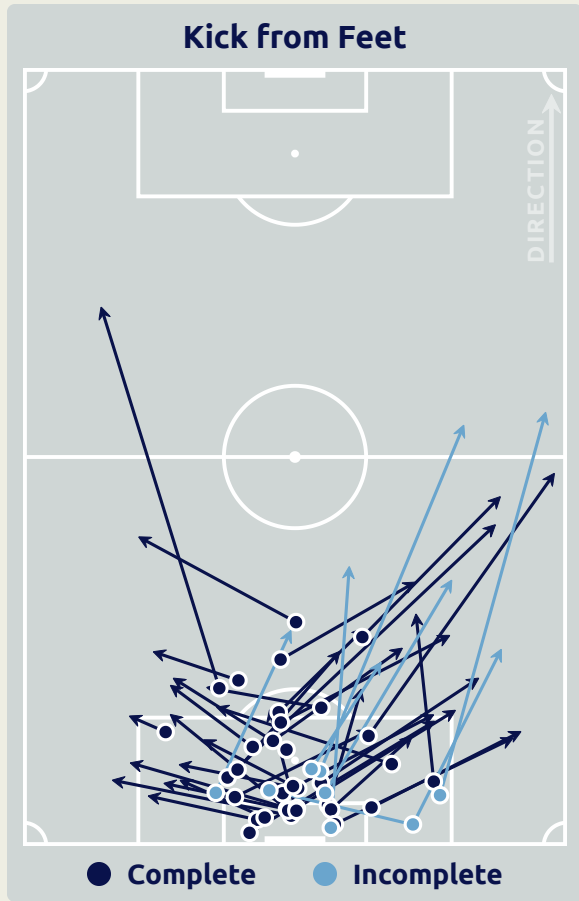
Gambia GK Involvement Timeline



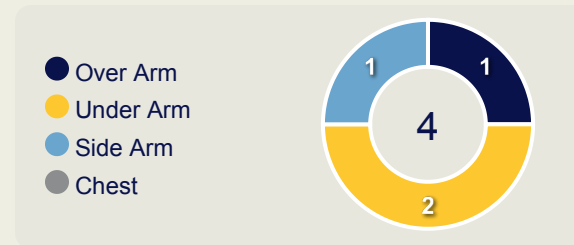
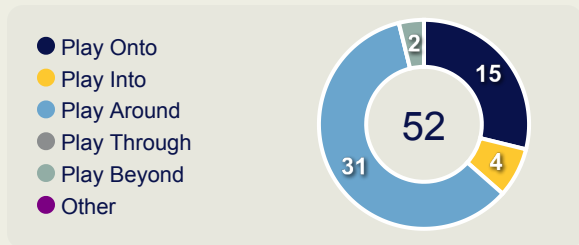
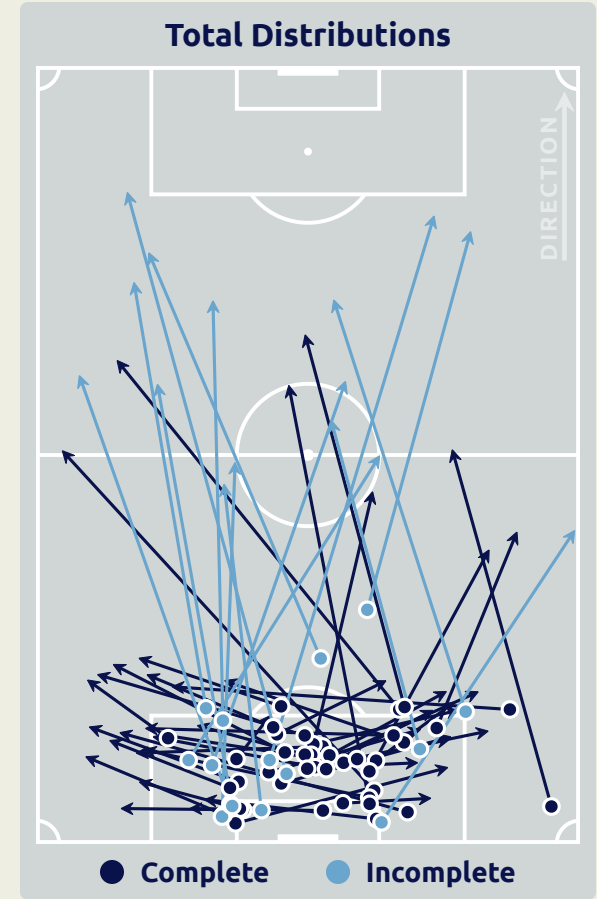
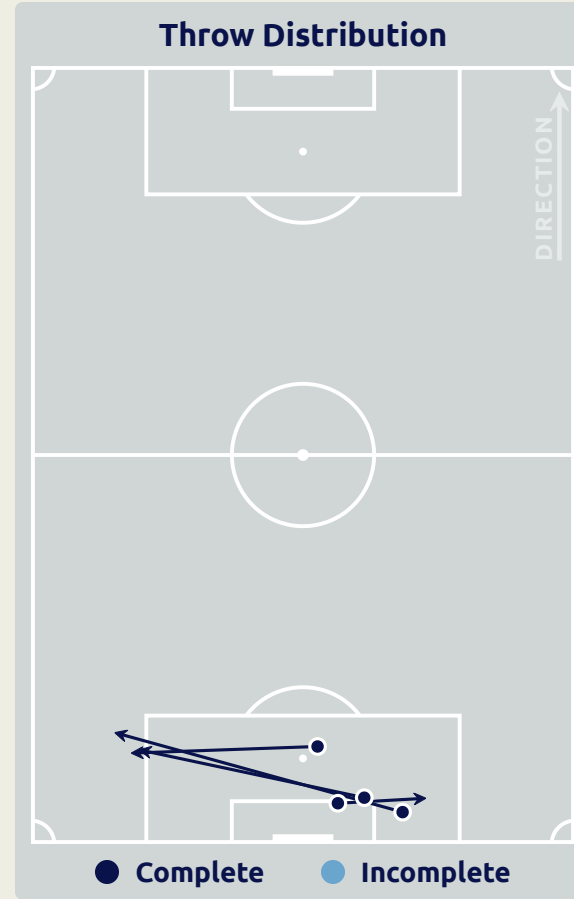
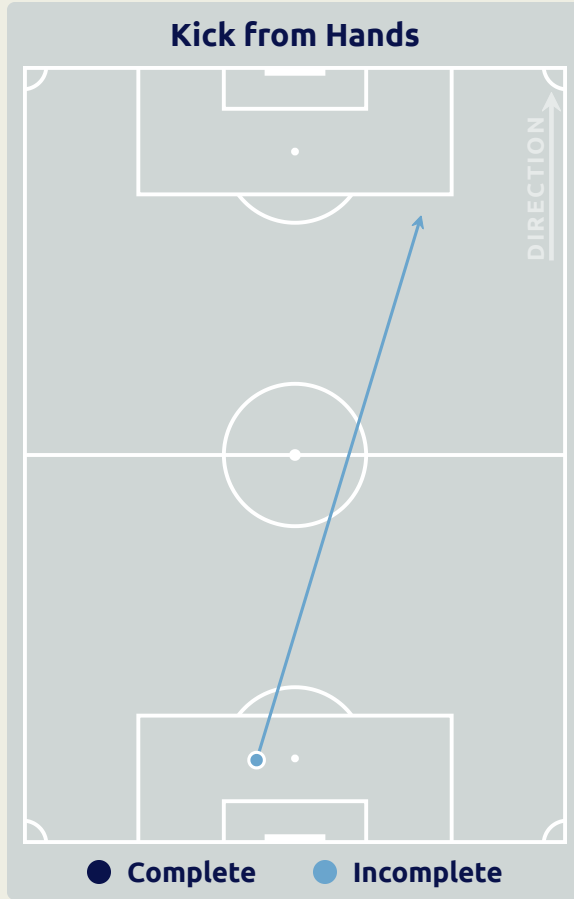
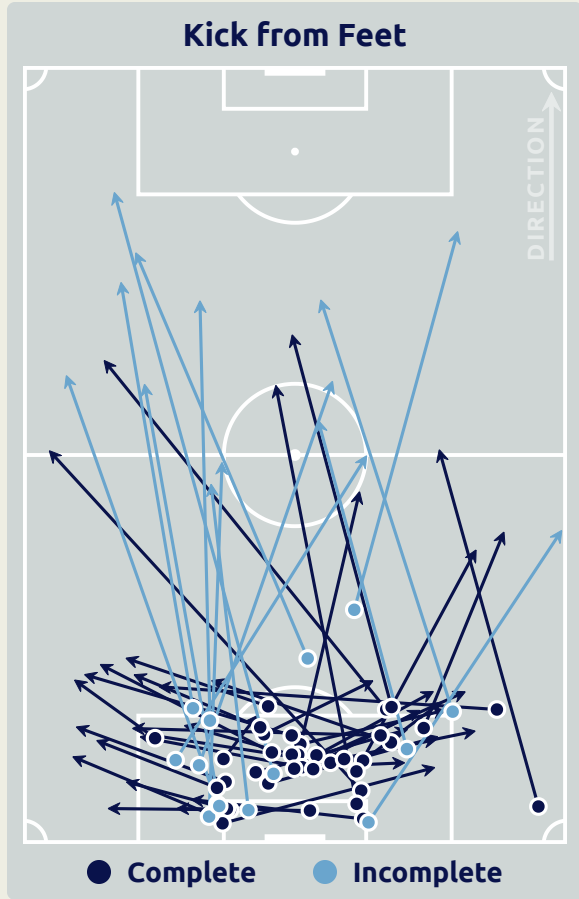
70

Total Involvements

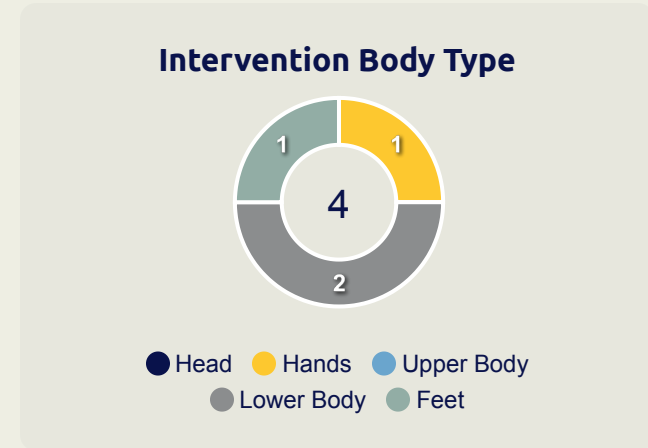
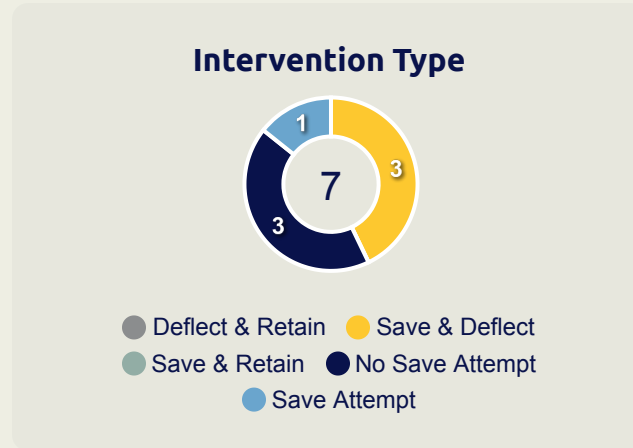
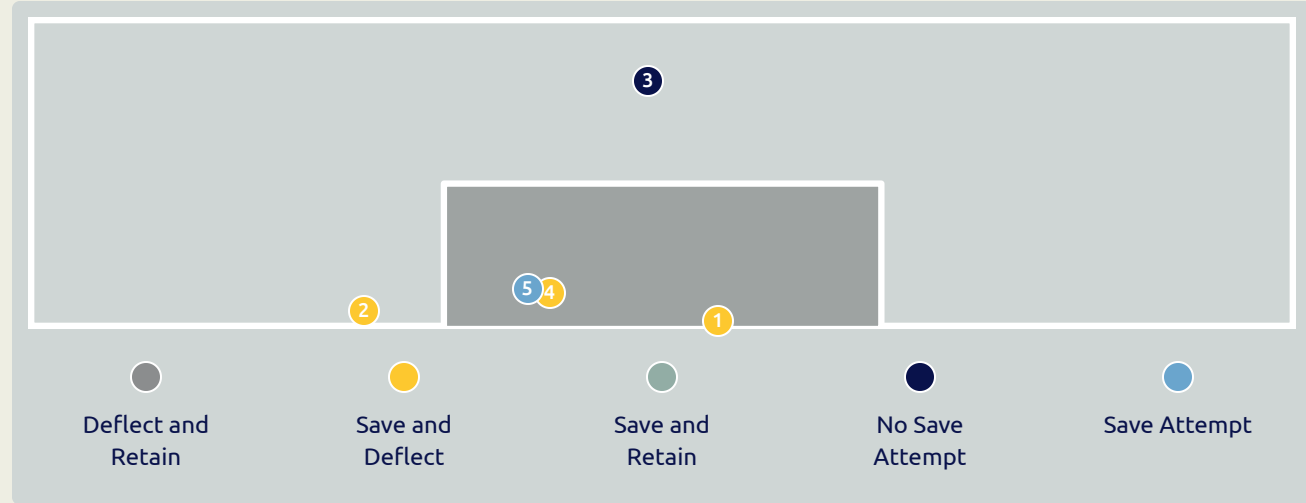
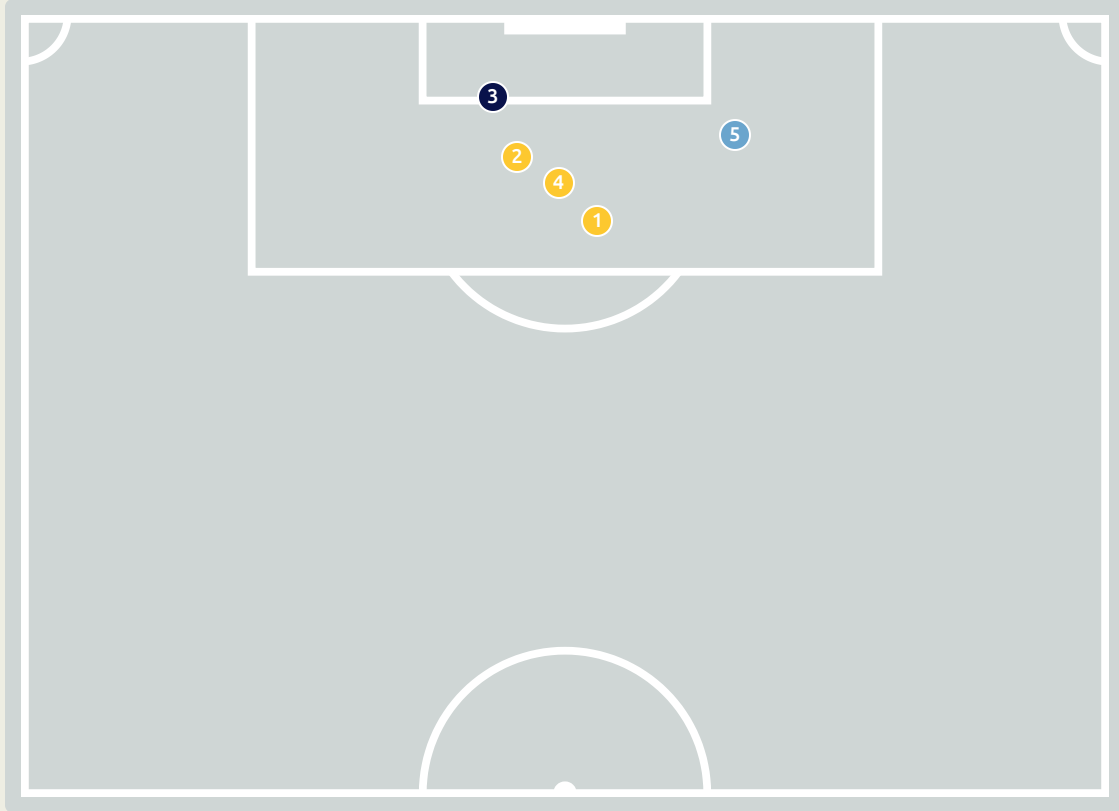
Goalkeeping Distribution



Goalkeeping Distribution



Goal Prevention

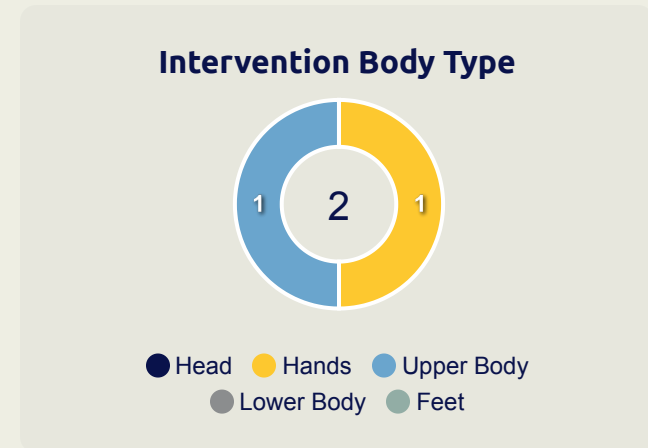
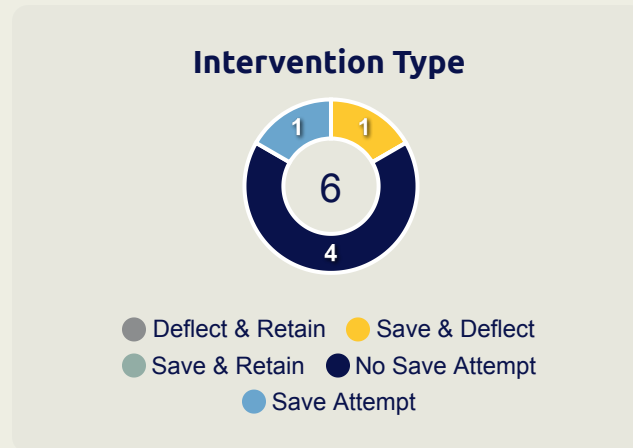
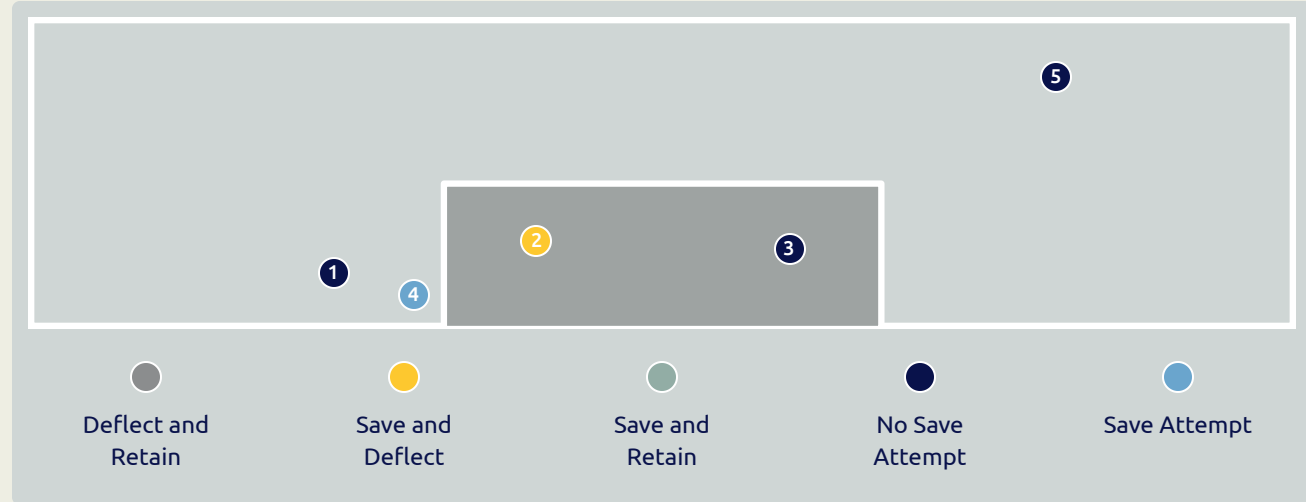
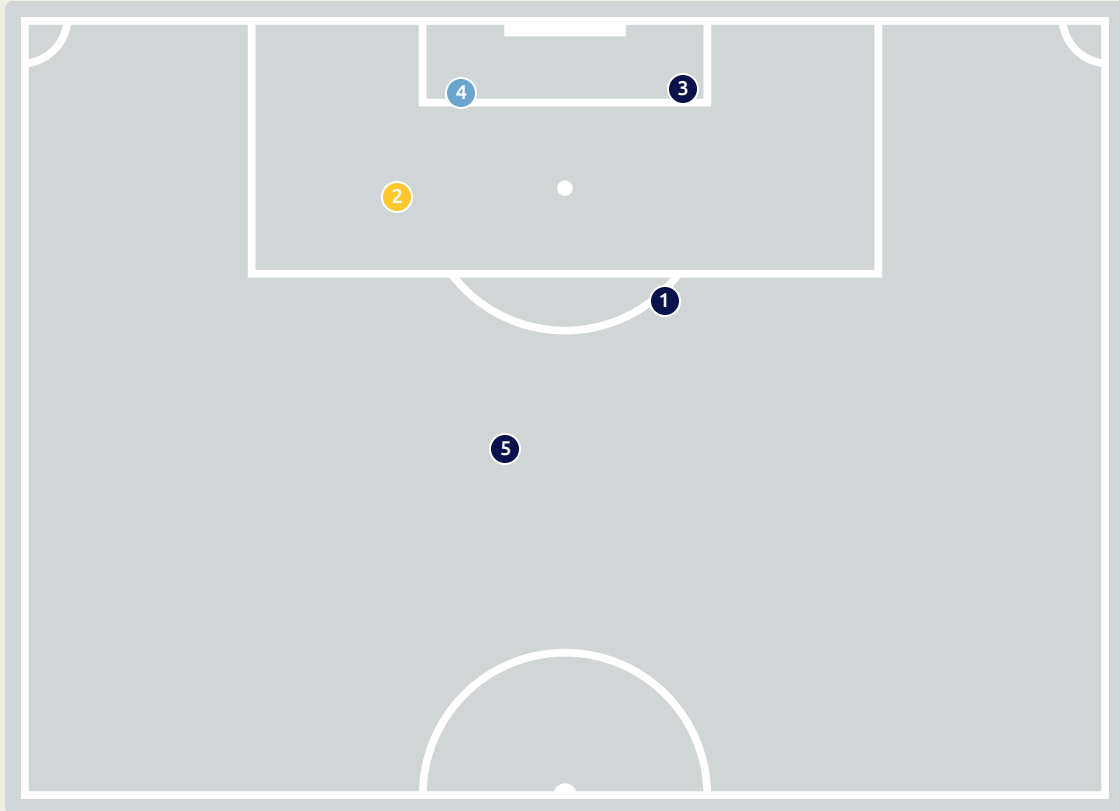


7
Total Attempts on Goal Faced

67
Save %

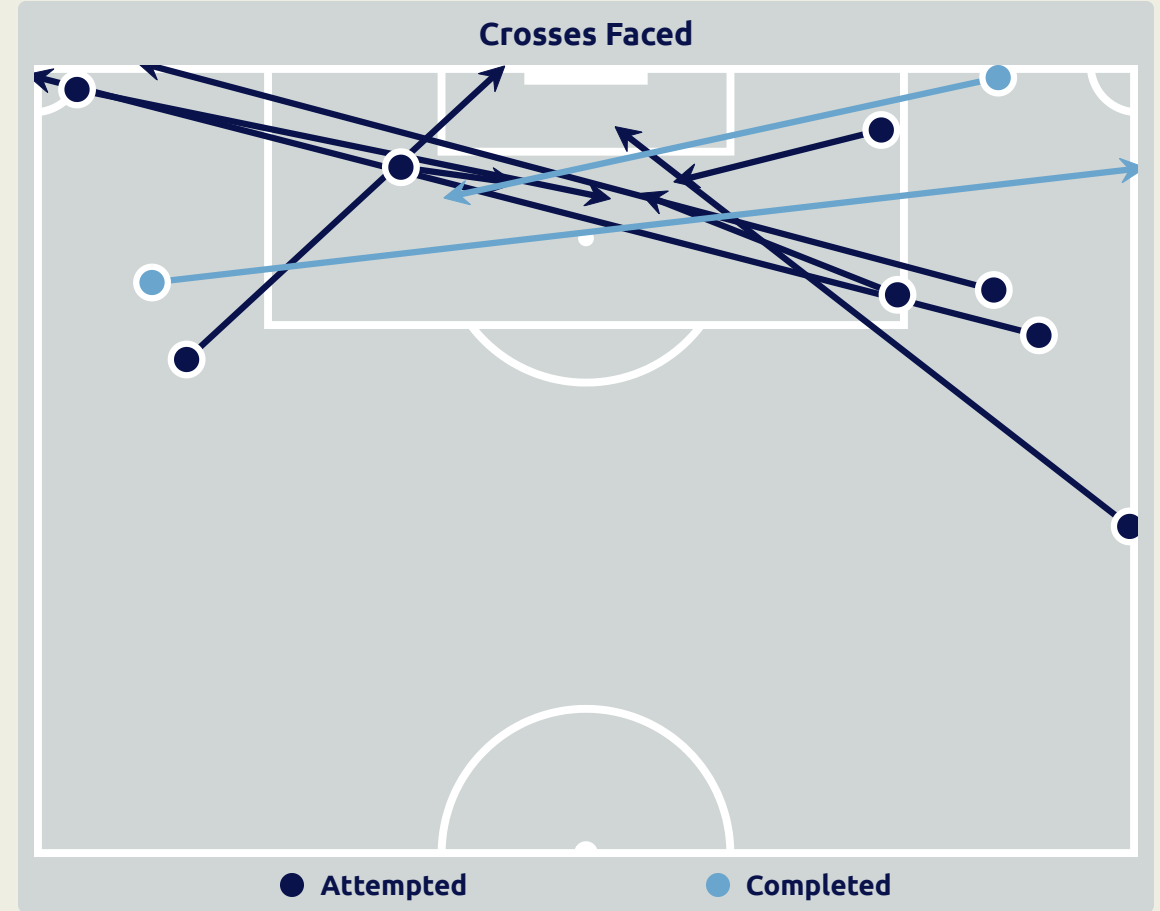
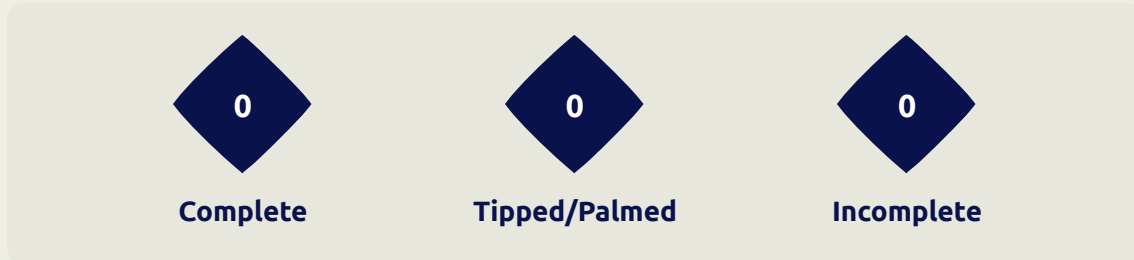
Total Attempts on Goal Faced	Total Goal Interventions	Save & Retain	Deflect & Retain	Save & Deflect	Save Attempt	No Save Attempt
7	3	0	0	3	1	3

Goal Prevention



Total Attempts on Goal Faced	Total Goal Interventions	Save & Retain	Deflect & Retain	Save & Deflect	Save Attempt	No Save Attempt
6	1	0	0	1	1	4

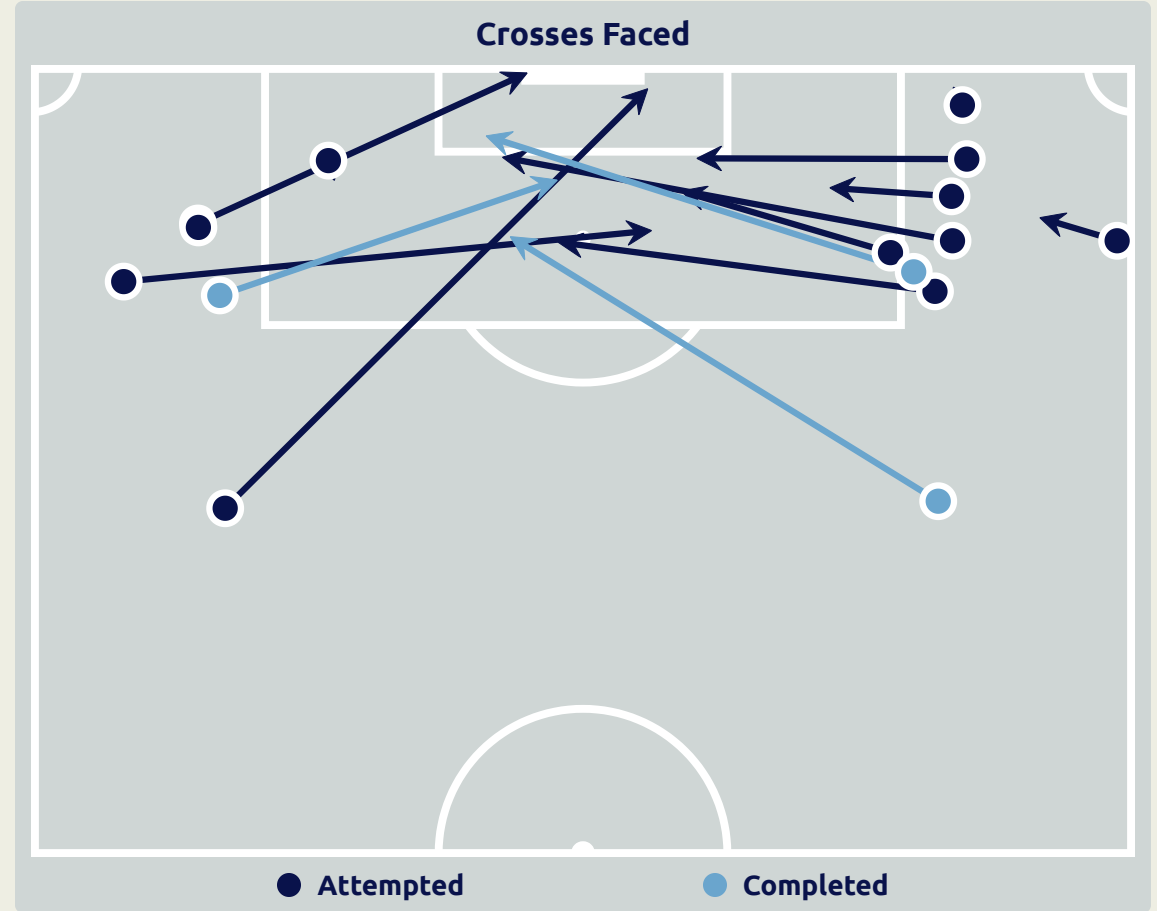
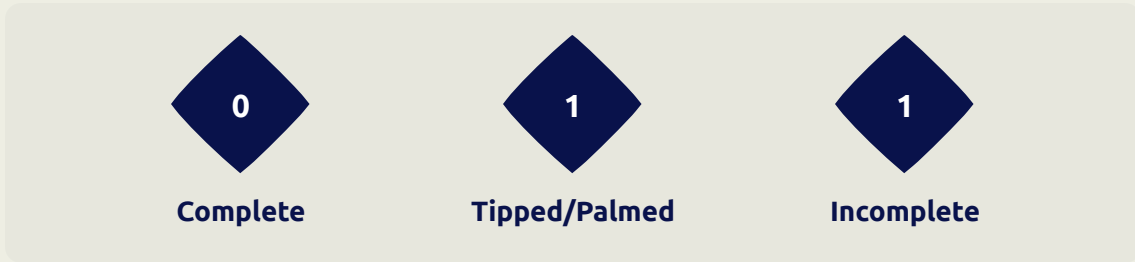
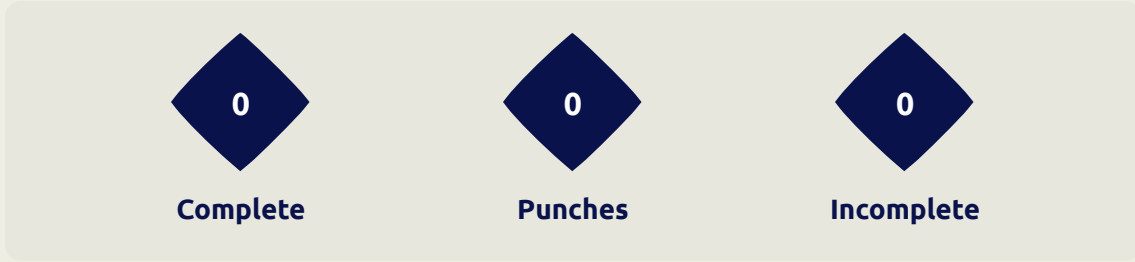
Aerial Control



Delivery Types Faced

Total	In Swing	Out Swing	Driven	Lofted	Cutback	Push
13	2	1	0	8	0	2

Aerial Control



Delivery Types Faced

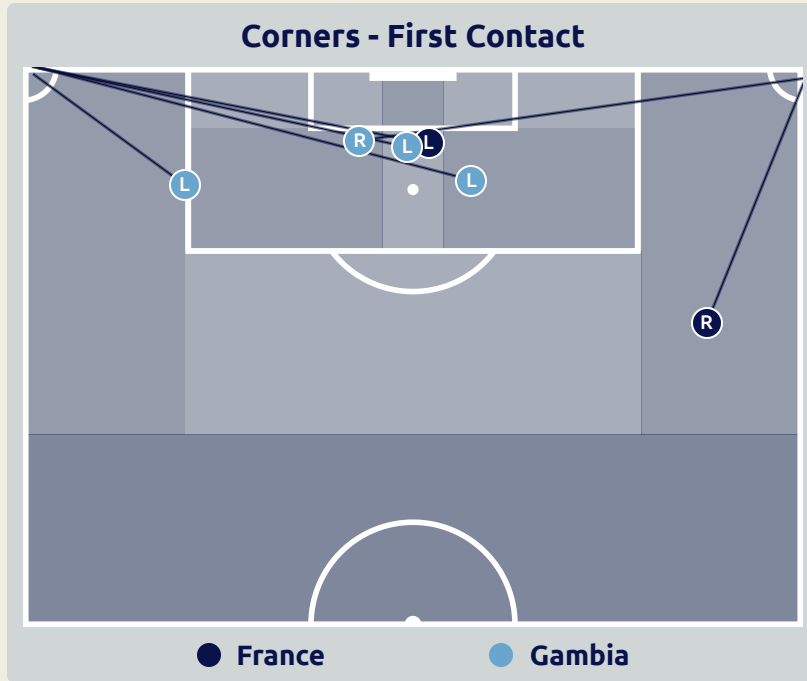
Total	In Swing	Out Swing	Driven	Lofted	Cutback	Push
18	2	3	4	6	0	3

SET PLAYS



France v Gambia

Set Plays - Corners



Delivery Type	From Left Side	From Right Side	Total
Direct to Area	1	0	1
Short	3	2	5
Edge of Penalty Area	0	0	0

Delivery Style	Total
Inswing	1
Outswing	0
Driven	0

Free Kicks	
Type	Total
Direct	11
Direct (on target)	0
Direct (off target)	0
Indirect	1



Top 5 Player First Contacts		
Player	Team	Total
KEITA Cheick	France	1
PEREIRA Brayann	France	1
SAINE Alagie	Gambia	1
BAJO Mahmudu	Gambia	1
JOBE Muhammed	Gambia	1



Set Plays - Corners

33

Total Set Plays

11

Total Free Kicks

1

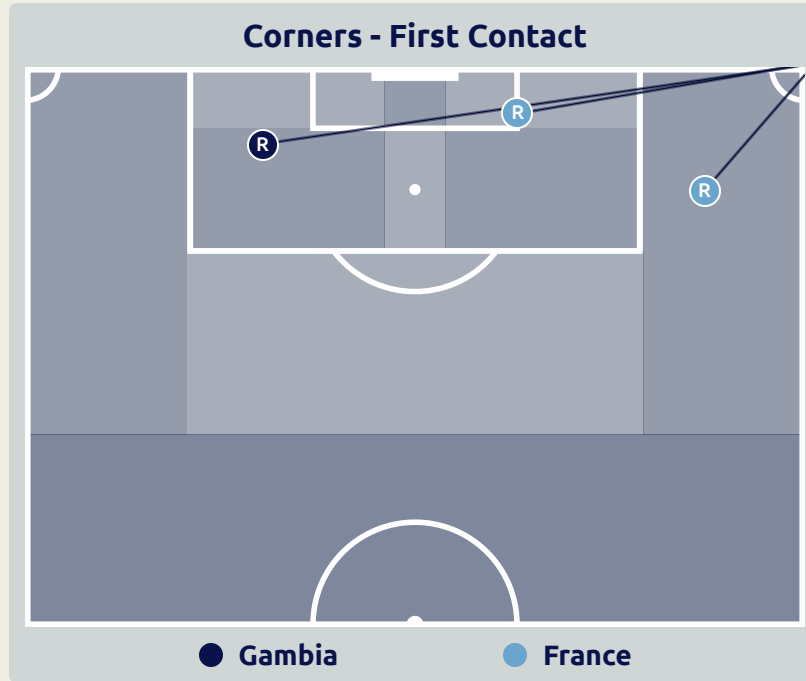
Total Penalties

3

Total Corners

18

Total Throw Ins



Delivery Type	From Left Side	From Right Side	Total
Direct to Area	0	2	2
Short	0	1	1
Edge of Penalty Area	0	0	0

Delivery Style	Total
Inswing	2
Outswing	0
Driven	0

Free Kicks	
Type	Total
Direct	10
Direct (on target)	0
Direct (off target)	0
Indirect	1

First Contacts on Gambia Crosses

1

By Gambia

2

By France

Top 5 Player First Contacts		
Player	Team	Total
NJIE Haruna Rasid	Gambia	1
DA SILVA-SANCHEZ Florent	France	1
ADELIN Martin	France	1

INDIVIDUAL DATA IN POSSESSION



France v Gambia

In Possession - Distributions



#	Player	Passes Attempted	Passes Completed	Pass Completion %	Switches of Play	Crosses Attempted	Crosses Completed	Line Breaks Attempted	Line Breaks Completed	Line Break Completion %	Ball Progressions	Take Ons	Step Ins	Attempts at Goal	Goals
16	LIENARD Yann	52	43	83%	0	0	0	9	4	44%	0	0	0	0	0
2	ZOUKROU Tanguy	86	79	92%	0	0	0	18	15	83%	4	0	4	0	0
6	DA SILVA-SANCHEZ Florent	85	77	91%	1	7	2	31	25	80%	1	0	1	1	0
7	VIRGINIUS Alan	23	19	83%	0	0	0	2	0	0%	3	2	1	0	0
9	EFEKELE Malamine	8	6	75%	0	0	0	0	0	0%	1	1	0	0	0
10	MAGASSA Soungoutou	45	42	93%	1	0	0	18	16	88%	1	0	1	0	0
13	ODOBERT Wilson	34	30	88%	0	1	0	8	7	87%	2	1	1	2	1
14	KEITA Cheick	55	51	93%	1	0	0	12	11	91%	3	0	3	0	0
18	SEMEDO VARELA Jordan	48	46	96%	0	3	1	16	12	75%	2	1	1	0	0
19	PEREIRA Brayann	35	31	89%	0	2	0	8	6	75%	1	0	1	0	0
20	ADELINE Martin	45	36	80%	1	1	0	13	8	61%	4	1	3	0	0
3	KOUDOU Therence	20	17	85%	0	4	1	5	3	60%	1	0	1	0	0
4	CAMARA Ousmane	19	16	84%	0	0	0	3	2	66%	1	0	1	0	0
8	BONDO Warren	20	17	85%	0	0	0	2	2	100%	1	0	1	1	0
12	JOUJOU Antoine	11	7	64%	0	0	0	2	0	0%	2	1	1	1	0
17	TIBIDI Alexis	10	9	90%	0	0	0	1	1	100%	0	0	0	0	0



In Possession - Offers & Receptions

			Offer movement types						
#	Player	Total Offers	In Front	In Between	Out to In	In to Out	In Behind	No Movement	Offers Received
16	LIENARD Yann	7	0	0	0	0	0	7	6
2	ZOUKROU Tanguy	17	5	0	0	0	0	12	10
6	DA SILVA-SANCHEZ Florent	80	25	25	2	3	12	13	40
7	VIRGINIUS Alan	66	7	11	8	2	23	15	11
9	EFEKELE Malamine	27	0	6	1	1	19	0	6
10	MAGASSA Soungoutou	26	17	8	0	0	0	1	10
13	ODOBERT Wilson	50	7	9	9	2	10	13	20
14	KEITA Cheick	8	3	0	0	0	0	5	3
18	SEMEDO VARELA Jordan	67	19	5	1	0	15	27	21
19	PEREIRA Brayann	28	6	1	0	0	8	13	9
20	ADELINE Martin	78	27	37	1	5	4	4	24
3	KOUDOU Therence	26	4	2	0	1	11	8	8
4	CAMARA Ousmane	6	0	0	0	0	0	6	4
8	BONDO Warren	21	15	2	1	2	0	1	6
12	JOUJOU Antoine	15	1	3	1	1	4	5	4
17	TIBIDI Alexis	15	2	5	0	4	3	1	6



In Possession - Distributions

#	Player	Passes Attempted	Passes Completed	Pass Completion %	Switches of Play	Crosses Attempted	Crosses Completed	Line Breaks Attempted	Line Breaks Completed	Line Break Completion %	Ball Progressions	Take Ons	Step Ins	Attempts at Goal	Goals
1	DAMPHA Pa Ebou	58	43	74%	4	0	0	22	8	36%	0	0	0	0	0
3	SANYANG Sainey	41	35	85%	0	3	2	15	13	86%	0	0	0	0	0
4	SAINE Alagie	54	47	87%	2	0	0	14	9	64%	1	0	1	1	0
5	SAIDYKHAN Dembo	39	34	87%	0	0	0	8	5	62%	0	0	0	0	0
6	BAJO Mahmudu	48	41	85%	0	1	0	11	9	81%	1	0	1	0	0
8	COLLEY Salifu	24	17	71%	0	1	0	5	1	20%	1	0	1	0	0
12	JOBE Muhammed	26	23	88%	0	0	0	4	4	100%	0	0	0	0	0
13	NJIE Haruna Rasid	42	34	81%	2	1	0	13	11	84%	0	0	0	0	0
16	JAWARA Bakary	44	34	77%	0	3	0	24	13	54%	1	1	0	0	0
19	SINGHATEH Ebrima	18	14	78%	0	1	0	1	0	0%	1	1	0	0	0
20	BOJANG Adama	12	9	75%	0	0	0	2	0	0%	2	2	0	3	0
2	SOWE Ba Lamin	2	2	100%	1	1	0	1	0	0%	0	0	0	0	0
9	MBYE Mansour	8	6	75%	0	0	0	1	1	100%	1	1	0	0	0
21	SANYANG Mamin	10	8	80%	0	2	1	5	2	40%	3	1	2	1	1

In Possession - Offers & Receptions

			Offer movement types						
#	Player	Total Offers	In Front	In Between	Out to In	In to Out	In Behind	No Movement	Offers Received
1	DAMPHA Pa Ebou	9	0	0	0	0	0	9	7
3	SANYANG Sainey	14	3	1	0	0	6	4	6
4	SAINE Alagie	17	3	0	0	0	0	14	11
5	SAIDYKHAN Dembo	2	0	0	0	0	0	2	2
6	BAJO Mahmudu	33	15	14	0	0	1	3	12
8	COLLEY Salifu	42	8	12	9	0	5	8	12
12	JOBE Muhammed	12	3	6	1	1	0	1	3
13	NJIE Haruna Rasid	65	8	44	2	7	3	1	22
16	JAWARA Bakary	20	3	2	0	1	5	9	10
19	SINGHATEH Ebrima	12	0	1	0	1	5	5	7
20	BOJANG Adama	25	0	5	1	2	17	0	7
2	SOWE Ba Lamin	0	0	0	0	0	0	0	0
9	MBYE Mansour	15	0	4	1	0	3	7	5
21	SANYANG Mamin	14	0	1	1	1	9	2	6

INDIVIDUAL DATA OUT OF POSSESSION



France v Gambia

Out of Possession



#	Player	Tackles Made / Won	Blocks	Interceptions	Pressing Direct	Pressing Indirect	Duels Won - Aerial	Duels Won - Physical	Possession Contests won	Clearances	Loose Ball Receptions	Pushing On	Pushing On into Pressing	Possession Regains	Possession Interrupted
16	LIENARD Yann	0 / 0	0	0	0	0	0	0	0	2	8	0	0	9	0
2	ZOUKROU Tanguy	1 / 1	3	0	2	5	1	0	1	5	8	14	2	5	5
6	DA SILVA-SANCHEZ Florent	5 / 1	2	0	4	25	0	0	2	0	4	27	17	3	1
7	VIRGINIUS Alan	1 / 0	2	0	1	24	0	0	1	1	3	14	7	0	3
9	EFEKELE Malamine	0 / 0	0	0	0	18	0	0	0	0	1	18	12	0	0
10	MAGASSA Soungoutou	6 / 0	1	1	3	10	1	1	5	2	9	30	3	4	3
13	ODOBERT Wilson	0 / 0	2	1	1	29	1	0	2	0	4	28	17	2	2
14	KEITA Cheick	3 / 2	1	0	3	3	2	0	4	5	5	8	1	5	1
18	SEMEDO VARELA Jordan	4 / 0	0	1	8	7	4	0	4	3	7	27	9	4	5
19	PEREIRA Brayann	1 / 0	3	1	4	9	0	0	0	2	5	25	6	2	4
20	ADELINE Martin	5 / 2	2	0	5	21	0	0	1	1	8	23	9	2	3
3	KOUDOU Therence	1 / 1	0	0	1	3	0	0	0	1	2	6	4	2	1
4	CAMARA Ousmane	1 / 0	0	0	1	0	2	0	3	0	2	2	1	2	0
8	BONDO Warren	0 / 0	1	0	3	9	0	0	0	1	4	1	0	1	0
12	JOUJOU Antoine	0 / 0	1	2	0	0	0	0	0	0	2	0	0	3	0
17	TIBIDI Alexis	1 / 1	0	0	0	2	0	0	0	0	1	0	0	1	0

Out of Possession



#	Player	Tackles Made / Won	Blocks	Interceptions	Pressing Direct	Pressing Indirect	Duels Won - Aerial	Duels Won - Physical	Possession Contests won	Clearances	Loose Ball Receptions	Pushing On	Pushing On into Pressing	Possession Regains	Possession Interrupted
1	DAMPHA Pa Ebou	0 / 0	0	0	0	0	0	0	0	1	6	0	0	13	0
3	SANYANG Sainey	2 / 2	2	0	3	14	0	0	0	2	9	37	7	3	1
4	SAINE Alagie	2 / 1	1	0	3	4	2	1	3	5	2	5	2	2	6
5	SAIDYKHAN Dembo	2 / 0	3	1	3	4	0	0	0	5	4	13	4	1	6
6	BAJO Mahmudu	7 / 0	2	0	7	30	1	0	2	3	9	49	17	2	6
8	COLLEY Salifu	4 / 0	3	0	4	31	0	0	0	0	2	31	23	1	1
12	JOBE Muhammed	6 / 3	7	2	4	20	0	0	1	5	11	33	15	12	5
13	NJIE Haruna Rasid	3 / 1	1	0	5	33	2	0	2	1	7	39	22	3	2
16	JAWARA Bakary	6 / 3	5	1	9	13	0	0	0	4	6	29	5	8	6
19	SINGHATEH Ebrima	2 / 2	0	0	4	12	0	1	1	0	3	4	3	2	0
20	BOJANG Adama	1 / 0	2	1	3	14	0	0	0	0	1	10	8	2	2
2	SOWE Ba Lamin	1 / 0	0	0	2	1	2	0	2	2	1	3	2	0	2
9	MBYE Mansour	0 / 0	0	0	4	15	2	0	2	0	0	15	12	0	0
21	SANYANG Mamin	0 / 0	0	1	3	17	0	0	0	0	3	9	5	0	1

INDIVIDUAL DATA PHYSICAL



France v Gambia

Physical Data



#	Player	Total Distance (m)	Zone 1: 0-7 km/h (m)	Zone 2: 7-15 km/h (m)	Zone 3: 15-20 km/h (m)	Zone 4: 20-25 km/h (m)	Zone 5: 25+ km/h (m)	High Speed Runs (Zone 4)	Sprints (Zone 5)	Top Speed (km/h)
16	LIENARD Yann	5302.8	3683.3	1277.4	198.3	135.8	7.4	26	11	28.2
2	ZOUKROU Tanguy	10211.9	3141.2	5278.5	1010.0	594.3	187.9	95	43	33.5
6	DA SILVA-SANCHEZ Florent	10763.8	3430.4	5225.8	1414.4	621.1	72.1	132	48	28.3
7	VIRGINIUS Alan	11300.2	3668.0	4827.4	1843.1	580.8	379.7	154	52	33.9
9	EFEKELE Malamine	8065.5	2435.0	3601.2	1205.0	693.6	131.5	104	62	32.3
10	MAGASSA Soungoutou	8514.8	2251.3	4564.8	1177.6	402.7	118.4	104	35	29.6
13	ODOBERT Wilson	10551.1	3453.4	4978.0	1125.8	773.4	220.5	106	59	30.5
14	KEITA Cheick	7827.9	2674.8	3477.2	931.5	507.2	237.2	89	43	33.7
18	SEMEDO VARELA Jordan	10109.7	3739.6	4383.6	1277.9	594.5	114.2	113	47	33.0
19	PEREIRA Brayann	7260.6	2689.3	2684.3	978.7	665.1	243.2	97	54	31.5
20	ADELINE Martin	8891.4	2136.6	5075.2	1194.1	399.2	85.4	108	32	30.2
3	KOUDOU Therence	3519.9	1090.1	1608.2	488.6	257.0	76.4	39	20	29.9
4	CAMARA Ousmane	2363.0	877.6	1026.0	318.1	126.2	15.1	26	9	28.9
8	BONDO Warren	3482.9	1388.3	1373.3	475.4	186.7	59.2	41	17	28.7
12	JOUJOU Antoine	3420.0	1114.9	1465.8	462.0	276.0	101.2	38	22	31.5
17	TIBIDI Alexis	3164.5	1215.5	1408.2	299.7	213.9	27.2	32	17	29.0

Physical Data



#	Player	Total Distance (m)	Zone 1: 0-7 km/h (m)	Zone 2: 7-15 km/h (m)	Zone 3: 15-20 km/h (m)	Zone 4: 20-25 km/h (m)	Zone 5: 25+ km/h (m)	High Speed Runs (Zone 4)	Sprints (Zone 5)	Top Speed (km/h)
1	DAMPHA Pa Ebou	5958.7	4489.9	1076.1	274.7	108.4	9.5	27	9	27.9
3	SANYANG Sainey	11128.5	3599.0	5207.0	1308.7	744.5	269.3	117	57	31.0
4	SAINE Alagie	10070.2	3566.8	4970.6	1033.2	429.0	71.5	97	31	31.9
5	SAIDYKHAN Dembo	9746.8	3770.1	4557.6	1014.6	359.7	44.8	96	25	30.0
6	BAJO Mahmudu	11803.0	3485.4	5822.4	1825.9	605.5	62.6	165	44	31.4
8	COLLEY Salifu	9038.3	2933.8	3959.7	1467.8	536.0	140.1	136	43	33.0
12	JOBE Muhammed	11051.4	3420.4	5556.7	1433.4	590.1	49.7	132	49	29.5
13	NJIE Haruna Rasid	12037.0	3398.0	6085.9	1851.3	609.1	92.7	149	40	29.0
16	JAWARA Bakary	10548.0	4083.2	4332.1	1435.6	492.6	204.6	129	46	32.5
19	SINGHATEH Ebrima	5085.9	1840.6	2121.3	732.4	337.2	54.4	55	26	31.0
20	BOJANG Adama	8494.3	3277.9	2802.3	1110.2	853.7	451.0	106	70	35.4
2	SOWE Ba Lamin	2299.1	627.7	1164.3	309.2	179.8	18.4	31	14	31.0
9	MBYE Mansour	3188.7	971.9	1284.1	598.8	270.7	63.1	52	21	29.7
21	SANYANG Mamin	5976.7	2077.5	2179.1	901.9	534.3	283.9	75	40	34.4

