



FIFA
U-20 WORLD CUP
ARGENTINA 2023



Uruguay 2 - 3 England

Group E - Match 21


25 May 2023

15:00 Kick Off

Estadio Único Diego Armando Maradona

POST MATCH SUMMARY REPORT

Match Summary - Teams

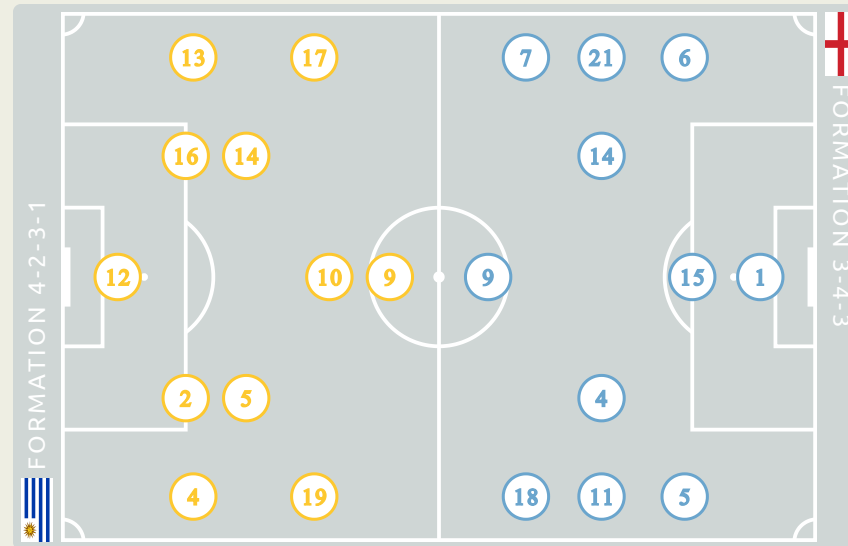


STARTING

12	GK	RODRIGUEZ Randall	
2	DF	BOSELLI Sebastian	
4	DF	PONTE Mateo	
5	MF	DIAZ Fabricio (C)	↓ 86'
9	FW	FERRARI Andres	↓ 78'
10	MF	GONZALEZ Franco	⚽ 49' ↓ 86'
13	DF	MATTURRO Alan	⚪ 80'
14	MF	GARCIA Damian	↓ 78'
16	DF	GONZALEZ Facundo	
17	MF	ABALDO Matias	⚽ 90+9'
19	FW	RODRIGUEZ Luciano	↓ 90+10'

SUBSTITUTES

1	GK	MACHADO Facundo	
21	GK	ARBIO Jose	
3	DF	ANTONI Mateo	
6	DF	DE RITIS Mathias	
7	MF	DUARTE Anderson	↑ 86'
8	MF	CHAGAS Rodrigo	
11	FW	DE LOS SANTOS Juan	↑ 78'
15	MF	SOSA Ignacio	↑ 78'
18	MF	HOMENCHENKO Santiago	↑ 86'
20	FW	SIRI Nicolas	↑ 90+10'



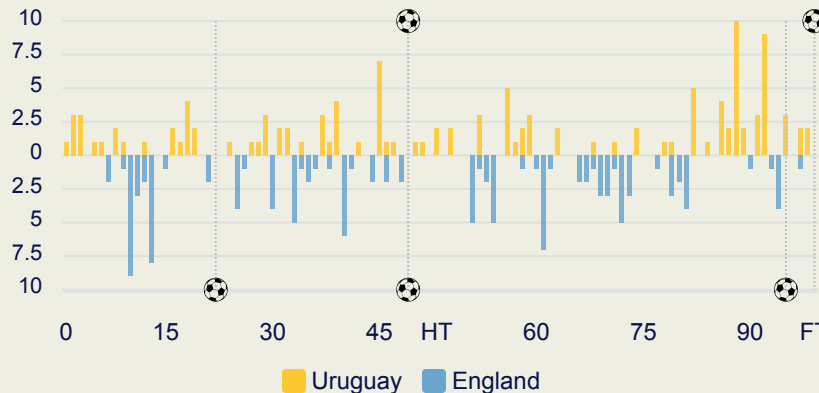
STARTING

84'	COX Matthew	GK	1	
75'	SCOTT Alex	MF	4	
22'	HUMPHREYS Bashir	DF	5	
	QUANSAH Jarell	DF	6	
↓ 90+6'	⚽ 45+4'	DEVINE Alfie	MF	7
↓ 90+1'		SCARLETT Dane	FW	9
		(C) VALE Harvey	MF	11
⚽ 90+5'		GYABI Darko	MF	14
		EDWARDS Ronnie	DF	15
↓ 63'	⚪ 42'	JOSEPH Mateo	FW	18
		OYEGOKE Daniel	DF	21

SUBSTITUTES

	BEADLE James	GK	12	
	SHARMAN-LOWE Teddy	GK	13	
	NORTON-CUFFY Brooke	DF	2	
	DOYLE Callum	DF	3	
↑ 90+1'	SIMONS Xavier	MF	8	
	CHUKWUEMEKA Carney	MF	10	
↑ 90+6'	SAMUELS Imari	DF	16	
	EDOZIE Samuel	FW	17	
	DELAP Liam	FW	19	
↑ 63'	JEBBISON Daniel	FW	20	


Distribution in the Final Third



Match Summary - Key Statistics



Possession



Total

2

20 (6)

363 (293)

81 %

66

9

76

27

12

214 (61)

68

80

112.2 km

13.5 km

Goals

Attempts at Goal (On Target)

Total Passes (Complete)

Pass Completion %

Completed Line Breaks

Defensive Line Breaks

Receptions in the Final Third

Crosses

Ball Progressions

Defensive Pressures Applied (Direct Pressures)

Forced Turnovers

Second Balls

Total Distance Covered

High Speed (Zone 4) Distance Covered

Total

3

12 (3)

323 (245)

76 %

79

9

80

21

33

189 (49)

66

81

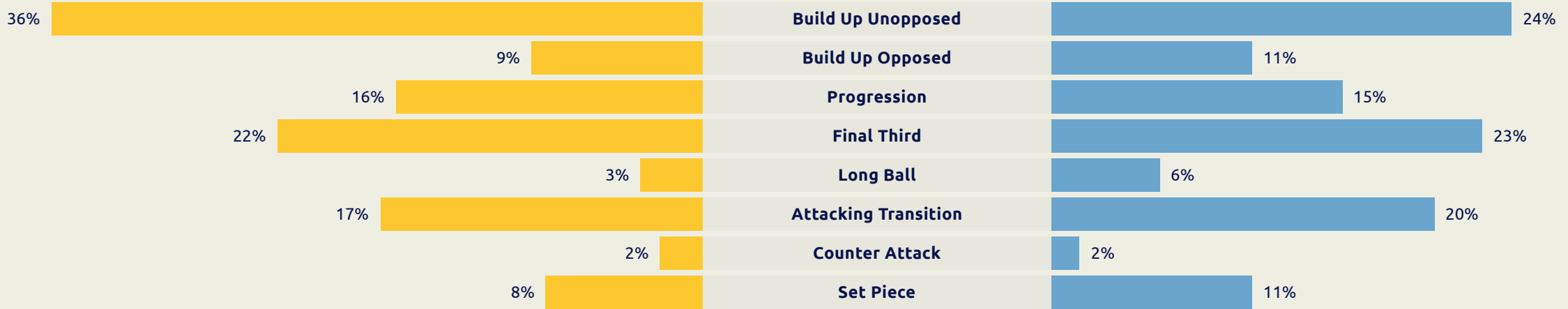
117 km

16 km

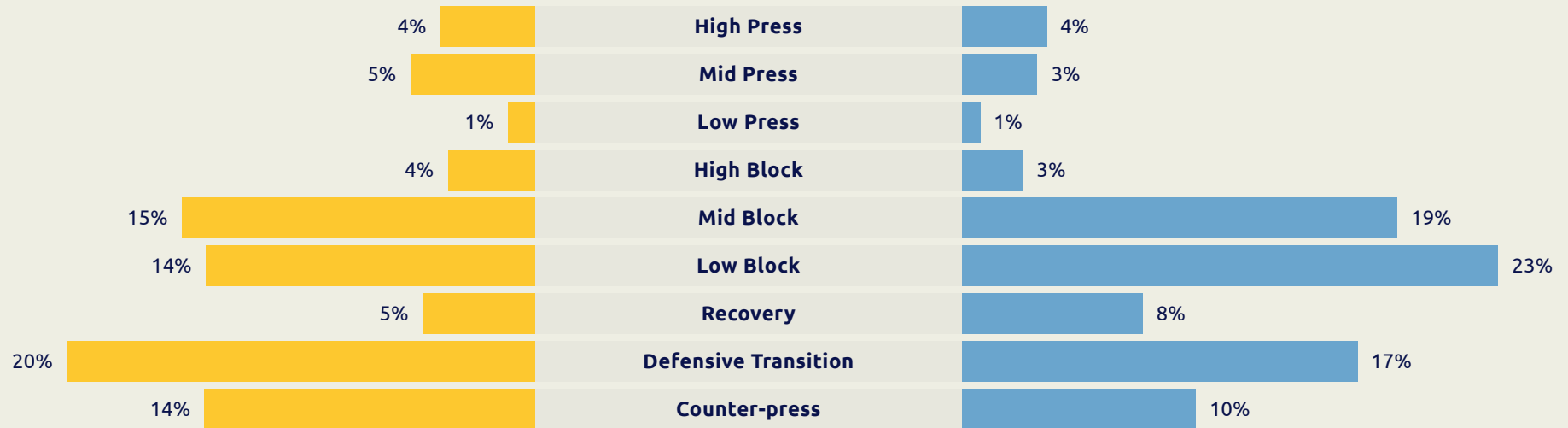


Phases of Play

IN POSSESSION



OUT OF POSSESSION

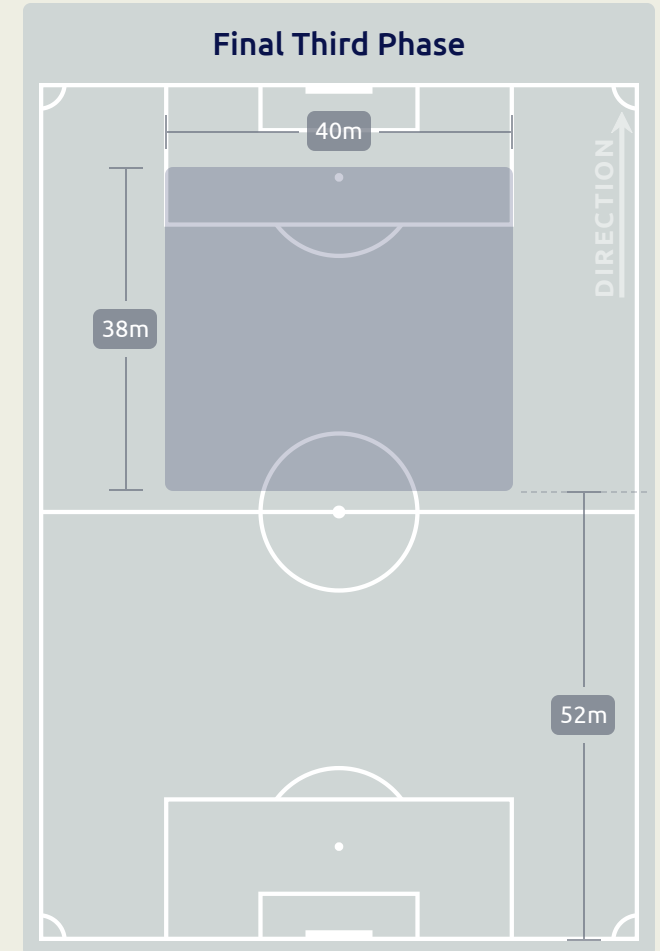
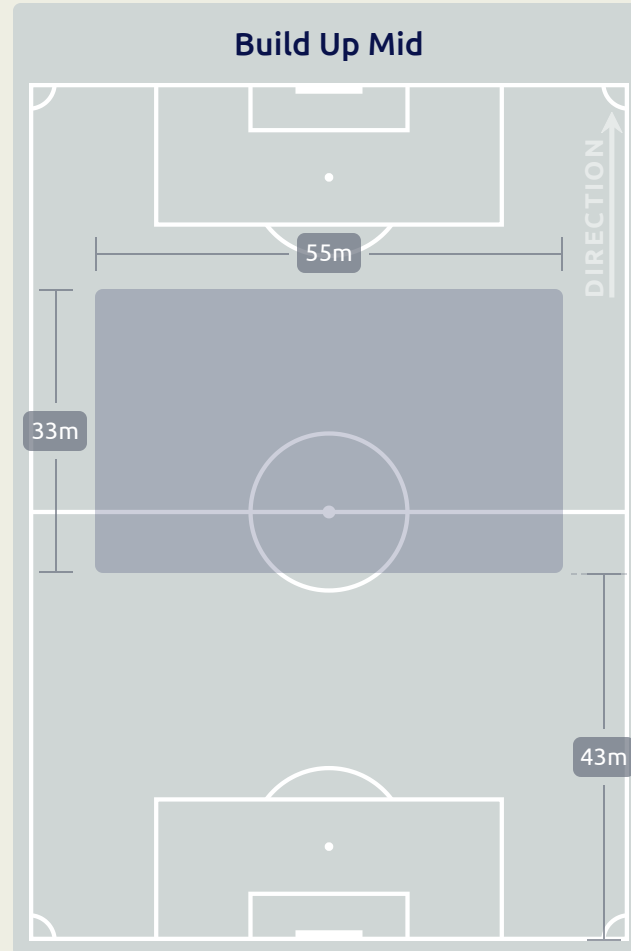
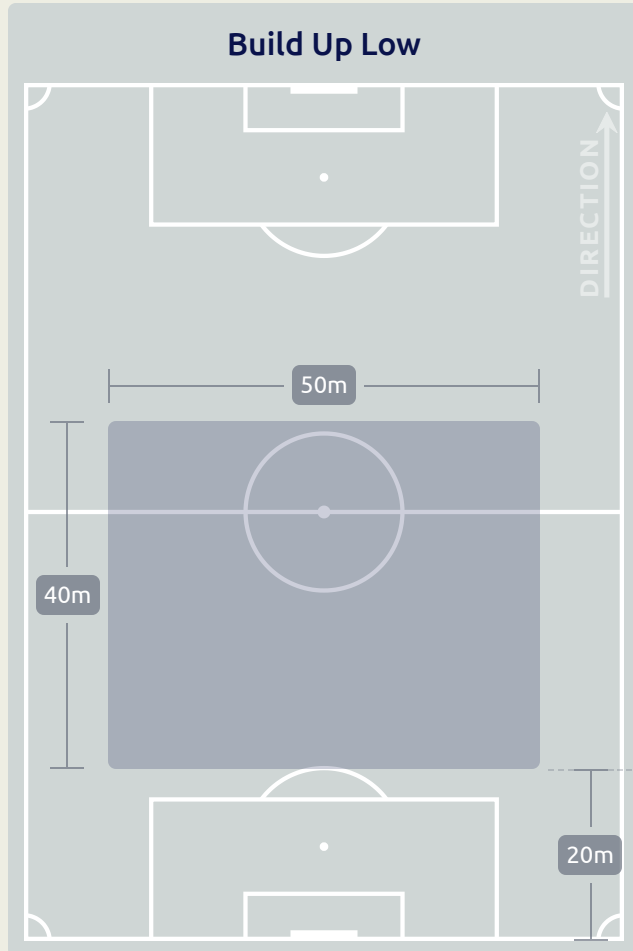


IN POSSESSION

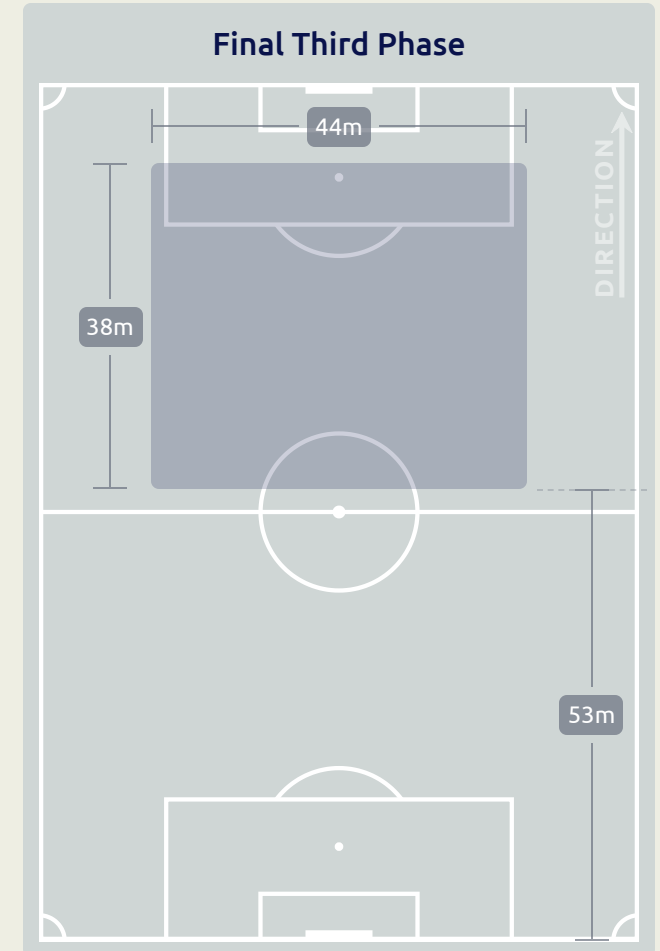
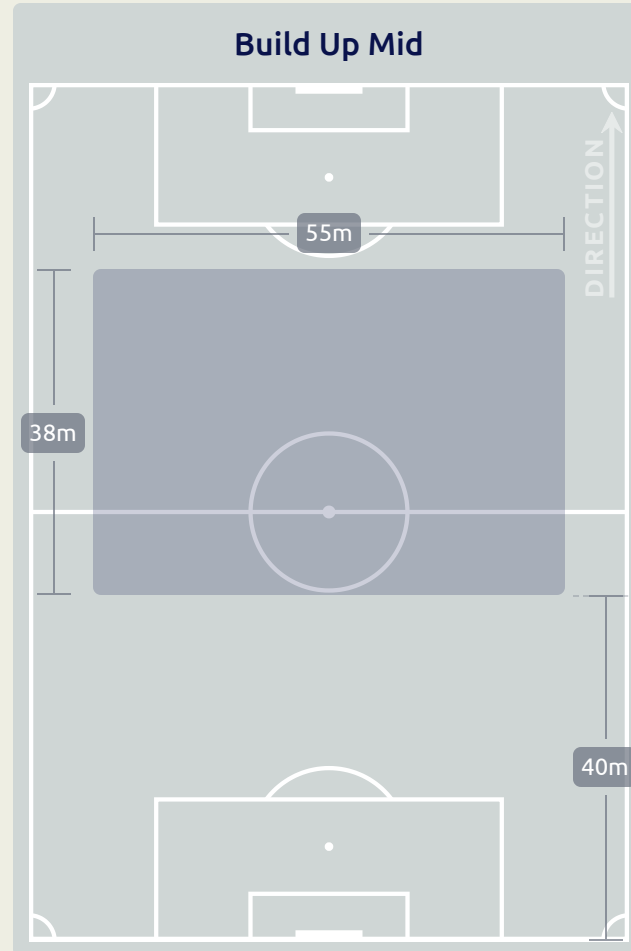
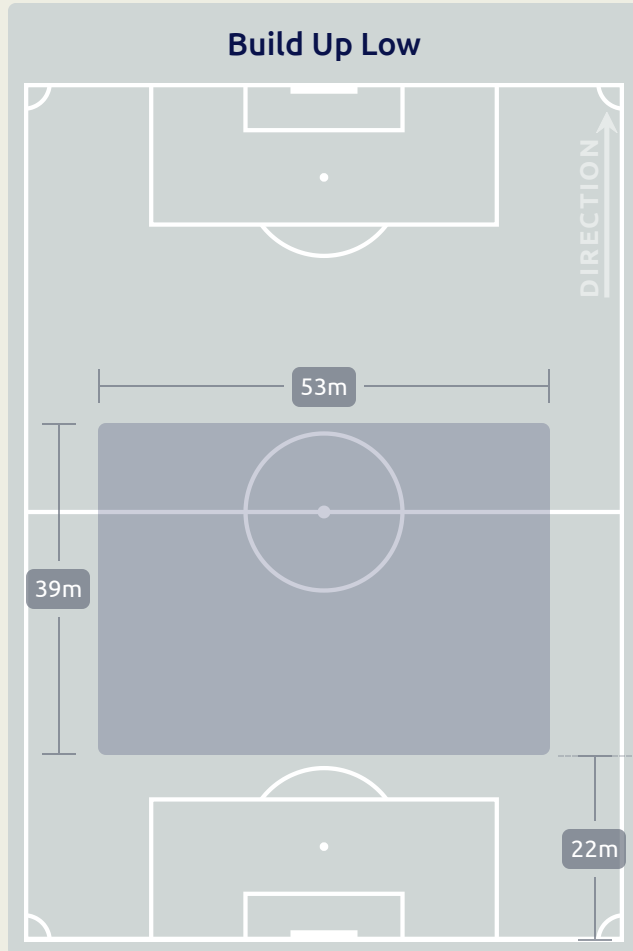


Uruguay v England

In Possession Line Height & Team Length



In Possession Line Height & Team Length

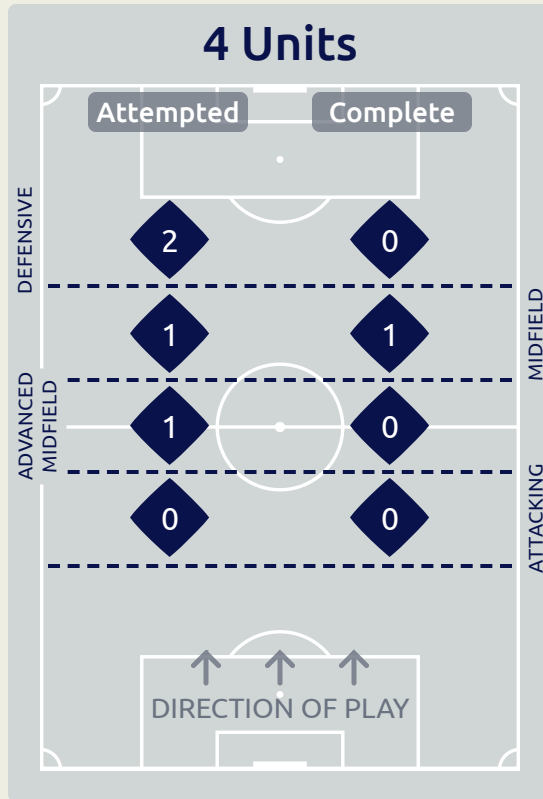
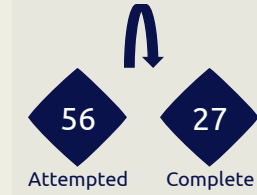
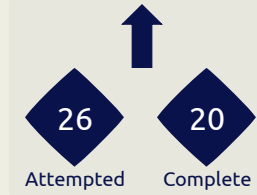


Line Breaks

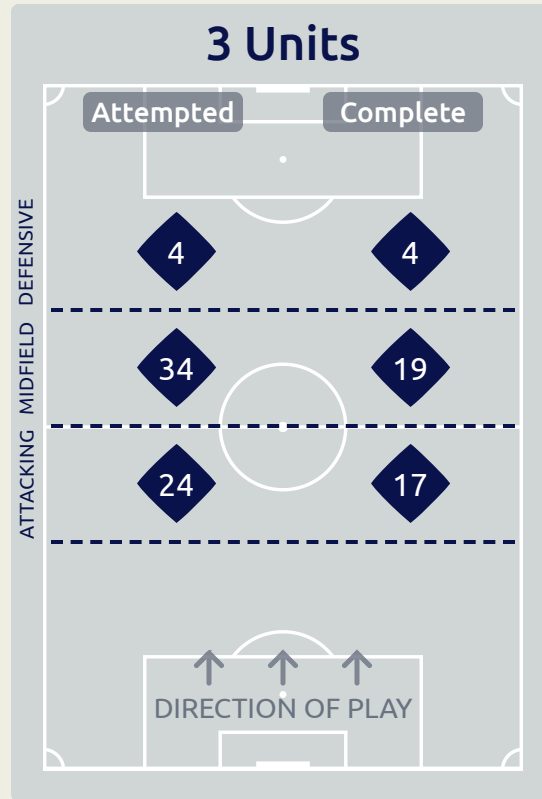


Attempted Line Breaks

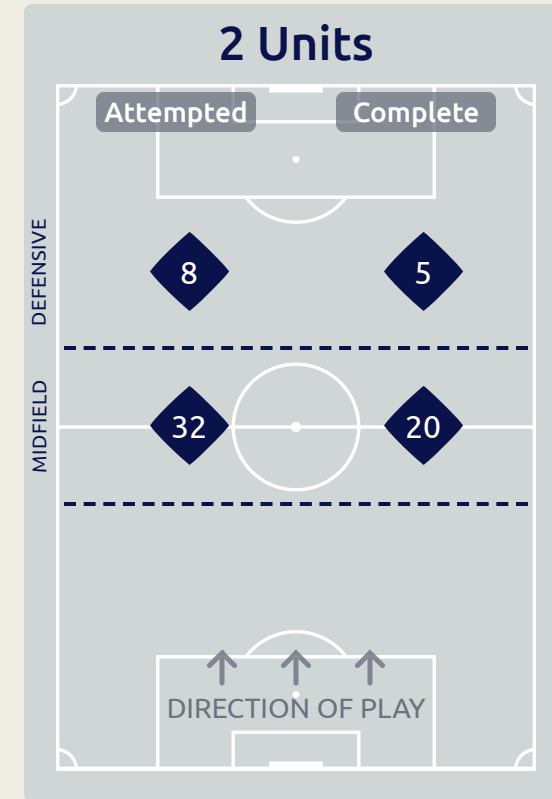
106



Attempted Line Breaks	4
Inside Shape	3
Outside Shape	1



Attempted Line Breaks	62
Inside Shape	38
Outside Shape	24



Attempted Line Breaks	40
Inside Shape	28
Outside Shape	12

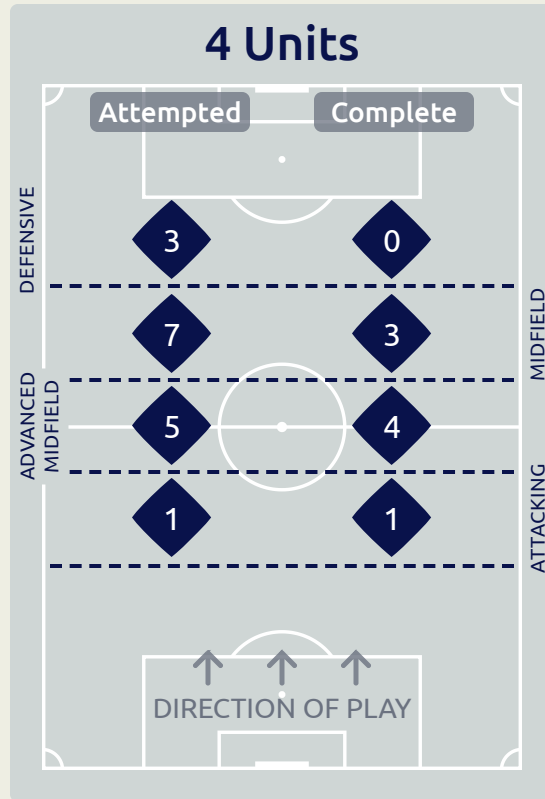
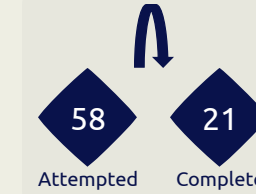
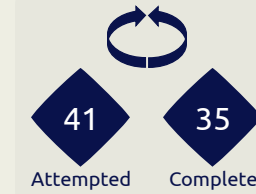
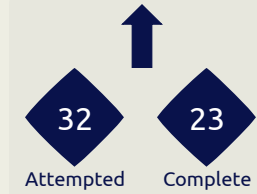
Line Breaks



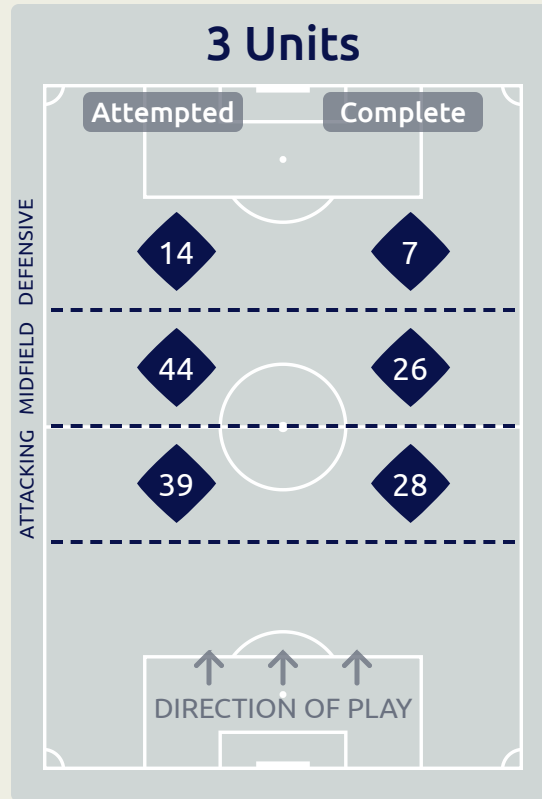
England

Attempted Line Breaks

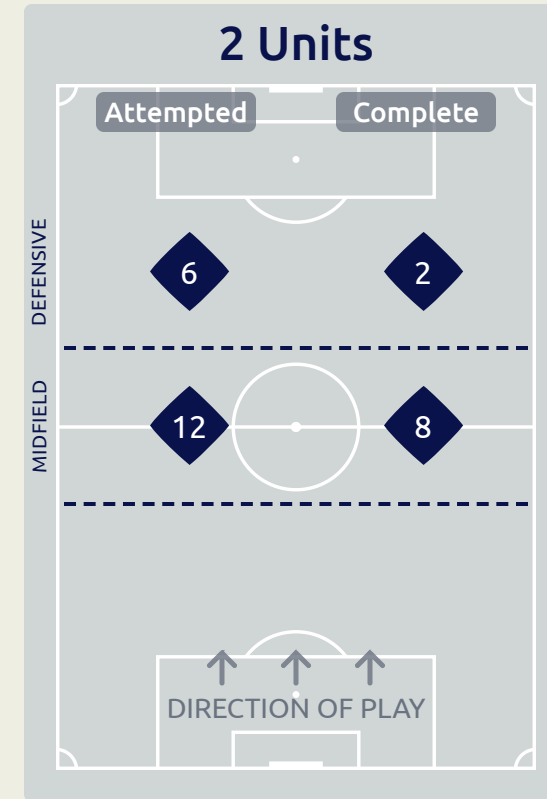
131



Attempted Line Breaks	16
Inside Shape	9
Outside Shape	7



Attempted Line Breaks	97
Inside Shape	54
Outside Shape	43



Attempted Line Breaks	18
Inside Shape	11
Outside Shape	7

Line Breaks



					4 Units				3 Units			2 Units		Direction			Distribution Type		
#	Player	Line Breaks Attempted	Line Breaks Completed	Line Break Completion %	Attacking Line	Attacking Midfield Line	Midfield Line	Defensive Line	Attacking Line	Midfield Line	Defensive Line	Midfield Line	Defensive Line	Through	Around	Over	Pass	Cross	Ball Progression
1	COX Matthew	28	13	46%	1	1	4	0	11	6	1	4	0	3	1	24	28	0	0
4	SCOTT Alex	12	5	41%	0	0	1	1	0	6	2	1	1	3	4	5	9	1	2
5	HUMPHREYS Bashir	24	16	66%	0	2	0	0	14	8	0	0	0	4	8	12	24	0	0
6	QUANSAH Jarell	21	17	80%	0	1	0	0	8	8	0	4	0	3	14	4	18	0	3
7	DEVINE Alfie	2	2	100%	0	0	0	0	0	0	1	1	0	1	1	0	2	0	0
9	SCARLETT Dane	1	1	100%	0	0	0	0	0	1	0	0	0	0	0	1	1	0	0
11	VALE Harvey	11	4	36%	0	0	1	2	1	3	2	0	2	3	3	5	9	2	0
14	GYABI Darko	8	6	75%	0	0	0	0	1	5	2	0	0	8	0	0	6	0	2
15	EDWARDS Ronnie	7	4	57%	0	1	0	0	4	1	0	1	0	2	2	3	7	0	0
18	JOSEPH Mateo	3	3	100%	0	0	1	0	0	0	2	0	0	2	1	0	3	0	0
21	OYEGOKE Daniel	11	6	54%	0	0	0	0	0	4	3	1	3	2	6	3	7	0	4
8	SIMONS Xavier	1	0	0%	0	0	0	0	0	0	1	0	0	0	1	0	0	0	1
16	SAMUELS Imari	1	1	100%	0	0	0	0	0	1	0	0	0	0	0	1	1	0	0
20	JEBBISON Daniel	1	1	100%	0	0	0	0	0	1	0	0	0	1	0	0	1	0	0



Passing Networks

#	Passes From ↓ to →	RODRIGUEZ Randall	BOSELLI Sebastian	PONTE Mateo	DIAZ Fabricio	FERRARI Andres	GONZALEZ Franco	MATTURRO Alan	GARCIA Damian	GONZALEZ Facundo	ABALDO Matias	RODRIGUEZ Luciano	DUARTE Anderson	DE LOS SANTOS Juan	SOSA Ignacio	HOMENCHENKO Santiago	SIRI Nicolas
12	RODRIGUEZ Randall		5	1	3	1	0	0	6	4	0	1	0	0	0	1	0
2	BOSELLI Sebastian	4		5	6	2	0	1	6	19	1	4	1	0	0	0	0
4	PONTE Mateo	0	4		0	1	1	1	1	1	3	3	0	1	2	0	0
5	DIAZ Fabricio	0	8	4		1	2	0	4	0	1	1	0	0	0	0	0
9	FERRARI Andres	0	0	1	1		1	1	0	1	1	0	0	0	0	0	0
10	GONZALEZ Franco	0	1	3	0	0		3	2	0	2	0	0	0	0	0	0
13	MATTURRO Alan	1	0	0	0	0	1		2	4	0	0	0	0	0	1	0
14	GARCIA Damian	6	12	5	5	0	3	2		7	4	1	0	0	0	0	0
16	GONZALEZ Facundo	2	10	3	3	0	1	6	8		1	1	0	2	1	2	0
17	ABALDO Matias	0	0	1	1	1	1	0	1	0		2	0	0	1	1	0
19	RODRIGUEZ Luciano	0	1	1	1	1	0	0	1	0	0		1	0	0	0	0
7	DUARTE Anderson	0	0	1	0	0	0	0	0	0	0	0		1	0	1	0
11	DE LOS SANTOS Juan	0	0	0	0	0	0	0	0	0	0	0	1		0	1	0
15	SOSA Ignacio	0	2	3	1	0	0	1	0	2	3	0	0	0		1	0
18	HOMENCHENKO Santiago	0	0	2	0	0	0	0	0	3	1	0	1	0	3		0
20	SIRI Nicolas	0	0	0	0	0	0	0	0	0	0	0	0	0	0	0	

Top 5 Player to Player Passers		
Player	Passed To	% of Total Team Passes
BOSELLI Sebastian	GONZALEZ Facundo	7.2%
GARCIA Damian	BOSELLI Sebastian	4.5%
GONZALEZ Facundo	BOSELLI Sebastian	3.8%
DIAZ Fabricio	BOSELLI Sebastian	3%

GONZALEZ Facundo	GARCIA Damian	3%
------------------	---------------	----

Passing Networks

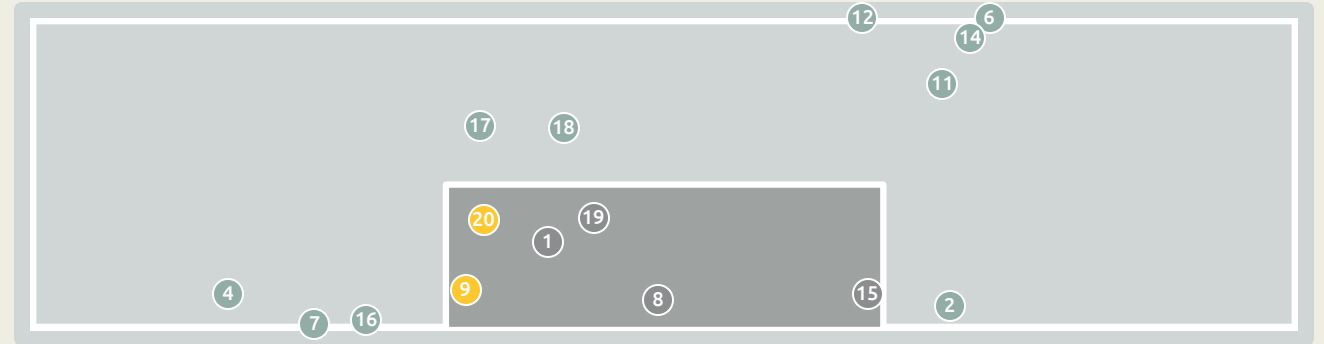
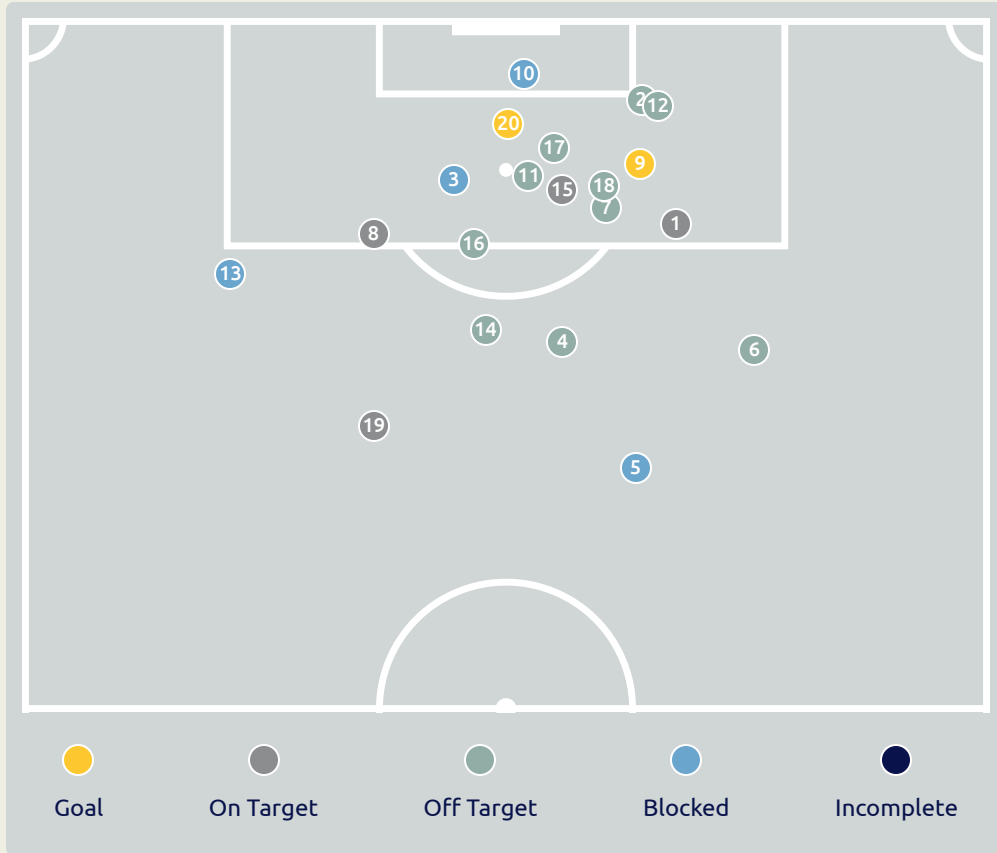







#	Passes From ↓ to →	COX Matthew	SCOTT Alex	HUMPHREYS Bashir	QUANSAH Jarell	DEVINE Alfie	SCARLETT Dane	VALE Harvey	GYABI Darko	EDWARDS Ronnie	JOSEPH Mateo	OYEGOKE Daniel	SIMONS Xavier	SAMUELS Imari	JEBBISON Daniel
1	COX Matthew		1	5	3	1	1	4	1	1	1	1	0	0	3
4	SCOTT Alex	0		8	3	1	0	5	4	3	1	5	1	0	1
5	HUMPHREYS Bashir	3	2		0	0	2	10	2	8	2	1	0	0	1
6	QUANSAH Jarell	3	4	3		1	0	0	0	4	2	7	0	0	0
7	DEVINE Alfie	0	2	0	1		1	0	2	0	2	4	0	0	1
9	SCARLETT Dane	0	2	0	0	1		0	0	0	0	0	0	0	1
11	VALE Harvey	0	5	6	0	0	0		2	1	8	1	0	0	0
14	GYABI Darko	1	3	4	2	2	2	8		1	1	3	0	0	0
15	EDWARDS Ronnie	2	1	3	5	1	0	0	2		0	2	0	0	1
18	JOSEPH Mateo	0	2	1	0	2	1	2	4	0		1	0	0	0
21	OYEGOKE Daniel	1	1	0	5	4	1	0	4	0	1		0	0	0
8	SIMONS Xavier	0	1	0	0	0	0	0	0	0	0	0		0	0
16	SAMUELS Imari	0	0	0	0	0	0	0	0	0	0	0	0		0
20	JEBBISON Daniel	0	0	1	0	0	0	0	0	1	0	1	0	0	

Top 5 Player to Player Passers

Player	Passed To	% of Total Team Passes
HUMPHREYS Bashir	VALE Harvey	4.3%
SCOTT Alex	HUMPHREYS Bashir	3.5%
HUMPHREYS Bashir	EDWARDS Ronnie	3.5%
VALE Harvey	JOSEPH Mateo	3.5%
GYABI Darko	VALE Harvey	3.5%

Attempts at Goal



Key	Outcome	Shots
	Goals	2
	On Target	4
	Off Target	10
	Blocked	4
	Incomplete	0

Attempts at Goal




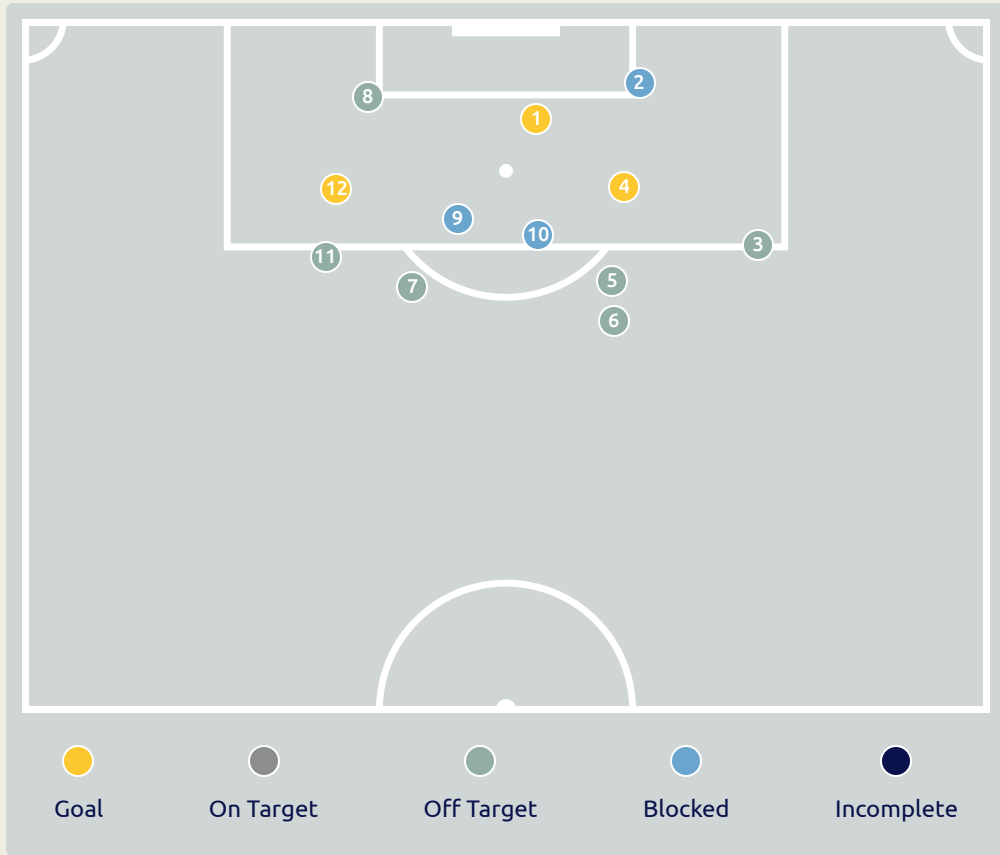
Time	Player	Outcome	Body Part	Delivery Type
19	19 RODRIGUEZ Luciano	On Target - Saved	Right Foot	Loose Ball
19	19 RODRIGUEZ Luciano	Off Target	Right Foot	Other
29	2 BOSELLI Sebastian	Incomplete - Blocked	Right Foot	Loose Ball
29	10 GONZALEZ Franco	Off Target	Right Foot	Tackle
37	4 PONTE Mateo	Incomplete - Blocked	Right Foot	Pass
47	19 RODRIGUEZ Luciano	Off Target	Right Foot	Freekick
47	9 FERRARI Andres	Off Target	Right Foot	Other
48	17 ABALDO Matias	On Target - Saved	Right Foot	Cross
48	10 GONZALEZ Franco	On Target - Goal	Left Foot	Loose Ball
56	19 RODRIGUEZ Luciano	Incomplete - Blocked	Right Foot	Cross
58	2 BOSELLI Sebastian	Off Target	Head	Corner
64	19 RODRIGUEZ Luciano	Off Target	Right Foot	Freekick
64	17 ABALDO Matias	Incomplete - Blocked	Right Foot	Pass
64	5 DIAZ Fabricio	Off Target	Right Foot	Loose Ball
74	9 FERRARI Andres	On Target - Saved	Head	Pass
86	11 DE LOS SANTOS Juan	Deflected Off Target - Defensive Event	Left Foot	Pass
87	18 HOMENCHENKO Santiago	Off Target	Head	Cross






Attempts at Goal



Time	Player	Outcome	Body Part	Delivery Type
89	19 RODRIGUEZ Luciano	Off Target	Left Foot	Pass
98	7 DUARTE Anderson	On Target - Saved	Right Foot	Pass
98	17 ABALDO Matias	On Target - Goal	Right Foot	Other

Attempts at Goal



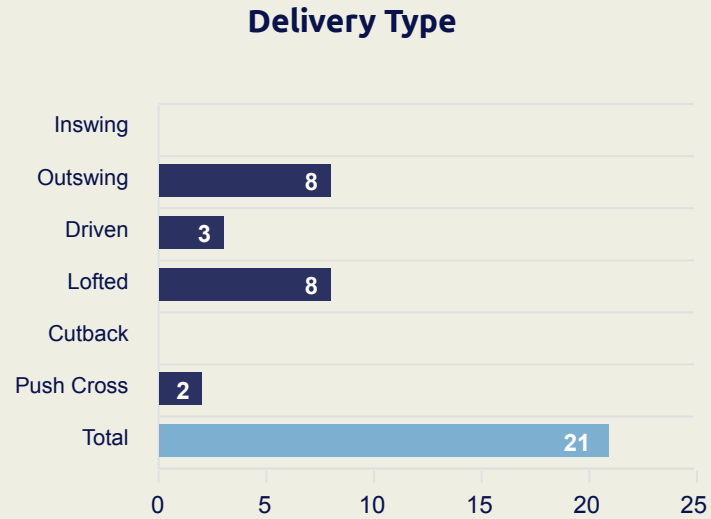
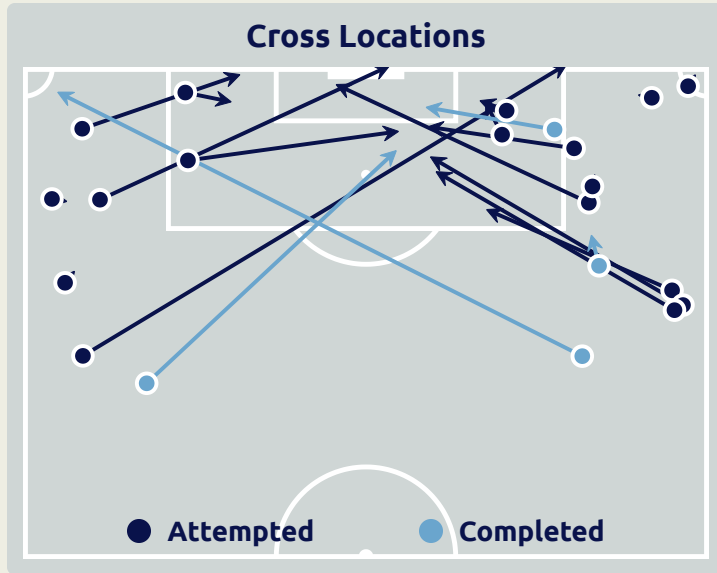
Key	Outcome	Shots
	Goals	3
	On Target	0
	Off Target	6
	Blocked	3
	Incomplete	0

Attempts at Goal

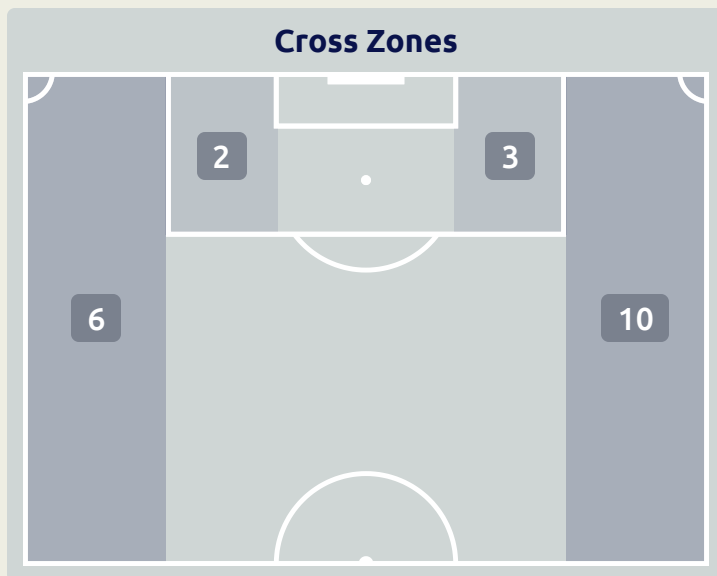


Time	Player	Outcome	Body Part	Delivery Type
21	5 HUMPHREYS Bashir	On Target - Goal	Head	Corner
33	21 OYEGOKE Daniel	Incomplete - Blocked	Left Foot	Cross
35	21 OYEGOKE Daniel	Off Target	Right Foot	Loose Ball
48	7 DEVINE Alfie	On Target - Goal	Right Foot	Pass
51	4 SCOTT Alex	Off Target	Right Foot	Loose Ball
54	9 SCARLETT Dane	Off Target	Left Foot	Pass
55	18 JOSEPH Mateo	Off Target	Right Foot	Pass
61	18 JOSEPH Mateo	Deflected Off Target - Defensive Event	Right Foot	Loose Ball
72	4 SCOTT Alex	Incomplete - Blocked	Right Foot	Loose Ball
73	4 SCOTT Alex	Incomplete - Blocked	Right Foot	Loose Ball
89	20 JEBBISON Daniel	Off Target	Left Foot	Other
94	14 GYABI Darko	On Target - Goal	Right Foot	Ball Progression

Crosses (Open Play)



#	Player	Inswing	Outswing	Driven	Lofted	Cutback	Push Cross	Total Attempted
12	RODRIGUEZ Randall	0	0	0	0	0	0	0
2	BOSELLI Sebastian	0	0	0	1	0	0	1
4	PONTE Mateo	0	2	2	0	0	0	4
5	DIAZ Fabricio	0	0	0	0	0	0	0
9	FERRARI Andres	0	0	0	0	0	0	0
10	GONZALEZ Franco	0	0	0	0	0	0	0
13	MATTURRO Alan	0	1	0	0	0	0	1
14	GARCIA Damian	0	0	0	0	0	0	0
16	GONZALEZ Facundo	0	0	0	0	0	0	0
17	ABALDO Matias	0	1	1	1	0	2	5
19	RODRIGUEZ Luciano	0	2	0	4	0	0	6
7	DUARTE Anderson	0	0	0	0	0	0	0
11	DE LOS SANTOS Juan	0	2	0	1	0	0	3
15	SOSA Ignacio	0	0	0	0	0	0	0
18	HOMENCHENKO Santiago	0	0	0	1	0	0	1
20	SIRI Nicolas	0	0	0	0	0	0	0



Attempted

21

Completed

4

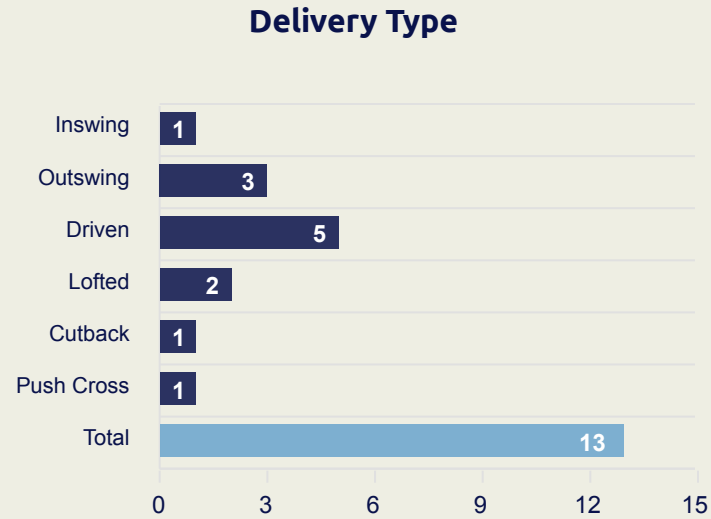
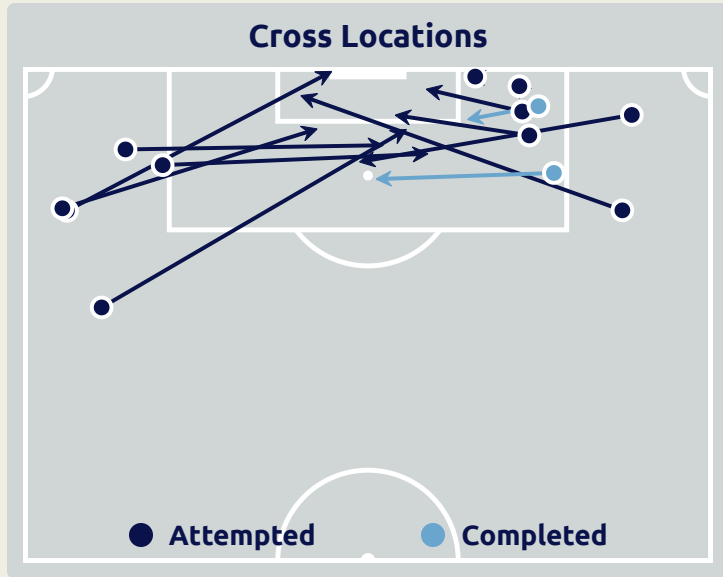
Most Crosses Attempted

6

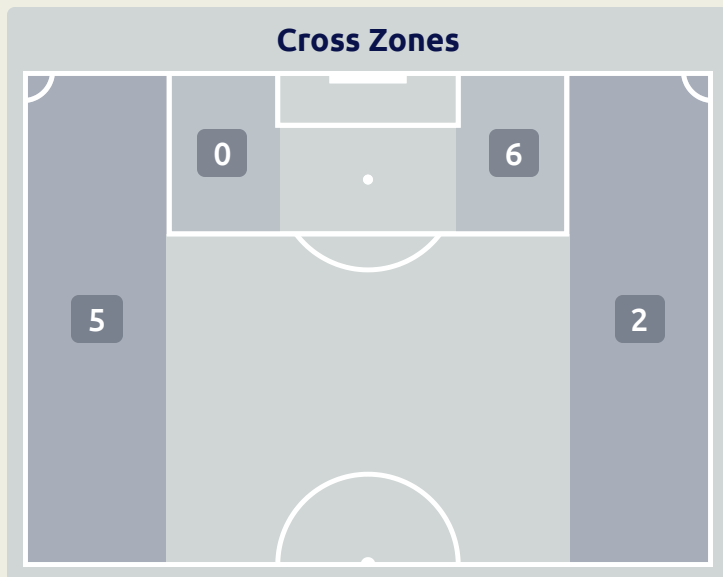
RODRIGUEZ Luciano

ATTACKING MIDFIELD RIGHT

Crosses (Open Play)



#	Player	Inswing	Outswing	Driven	Lofted	Cutback	Push Cross	Total Attempted
1	COX Matthew	0	0	0	0	0	0	0
4	SCOTT Alex	1	0	0	0	0	0	1
5	HUMPHREYS Bashir	0	0	0	1	0	0	1
6	QUANSAH Jarell	0	0	0	0	0	0	0
7	DEVINE Alfie	0	0	3	0	1	0	4
9	SCARLETT Dane	0	0	0	0	0	0	0
11	VALE Harvey	0	3	0	1	0	0	4
14	GYABI Darko	0	0	0	0	0	1	1
15	EDWARDS Ronnie	0	0	0	0	0	0	0
18	JOSEPH Mateo	0	0	0	0	0	0	0
21	OYEGOKE Daniel	0	0	2	0	0	0	2
8	SIMONS Xavier	0	0	0	0	0	0	0
16	SAMUELS Imari	0	0	0	0	0	0	0
20	JEBBISON Daniel	0	0	0	0	0	0	0



Attempted

13

Completed

2

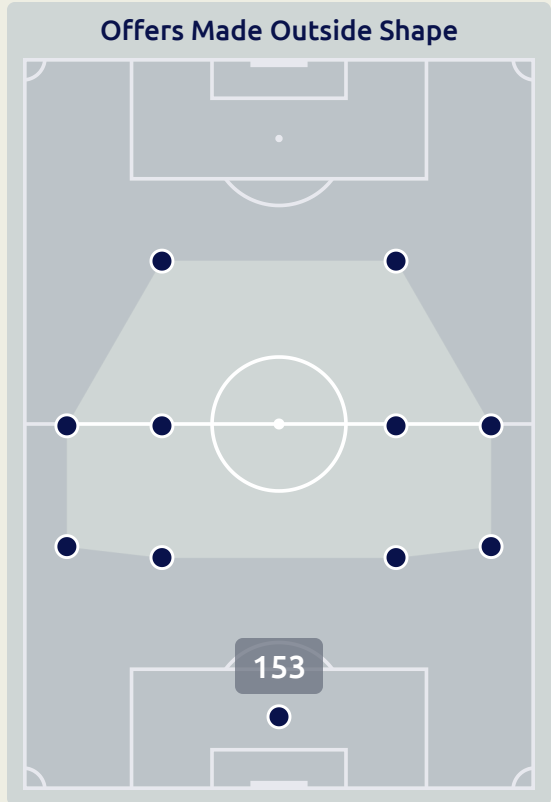
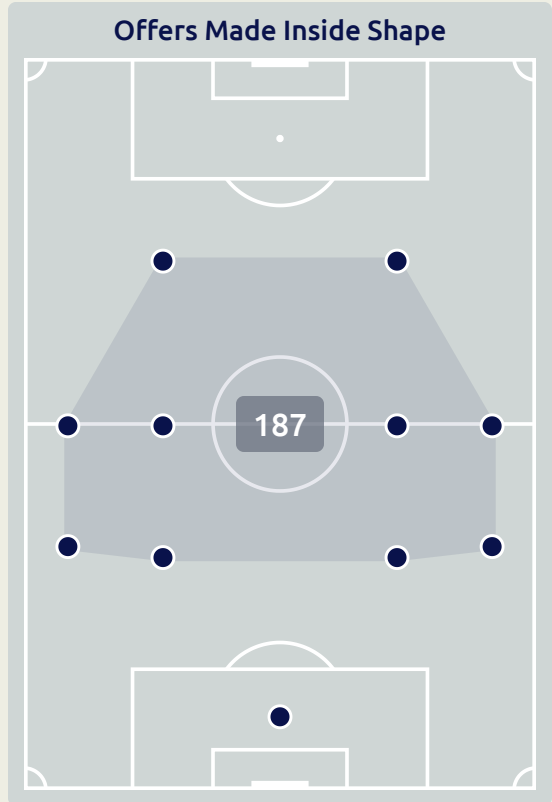
Most Crosses Attempted

4

DEVINE Alfie
RIGHT WINGER



Offering to Receive



#	Player	Offers Made	Offers Received	% Made & Received
12	RODRIGUEZ Randall	10	3	30%
2	BOSELLI Sebastian	5	2	40%
4	PONTE Mateo	17	8	47.1%
5	DIAZ Fabricio	16	4	25%
9	FERRARI Andres	38	2	5.3%
10	GONZALEZ Franco	35	6	17.1%
13	MATTURRO Alan	28	5	17.9%
14	GARCIA Damian	22	18	81.8%
16	GONZALEZ Facundo	19	8	42.1%
17	ABALDO Matias	60	19	31.7%
19	RODRIGUEZ Luciano	52	6	11.5%
7	DUARTE Anderson	14	1	7.1%
11	DE LOS SANTOS Juan	12	3	25%
15	SOSA Ignacio	8	5	62.5%
18	HOMENCHENKO Santiago	4	3	75%
20	SIRI Nicolas	0	0	0%

Offering to Receive

312
Total Offers Made

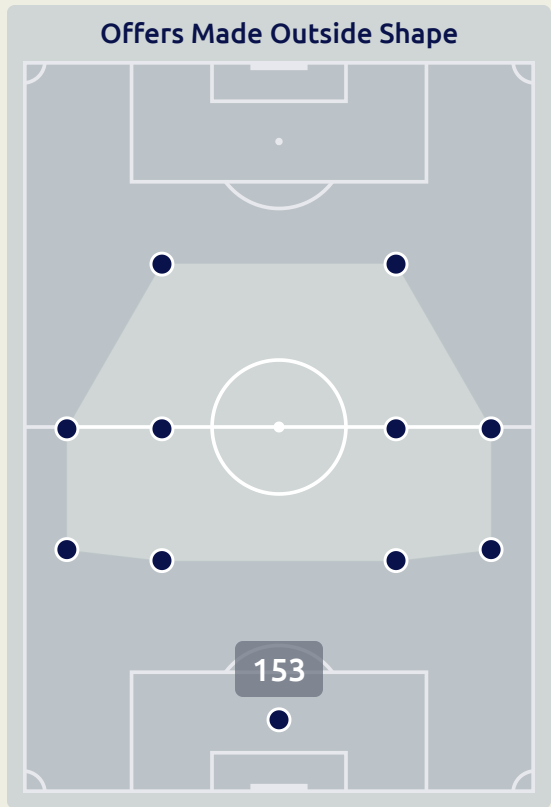
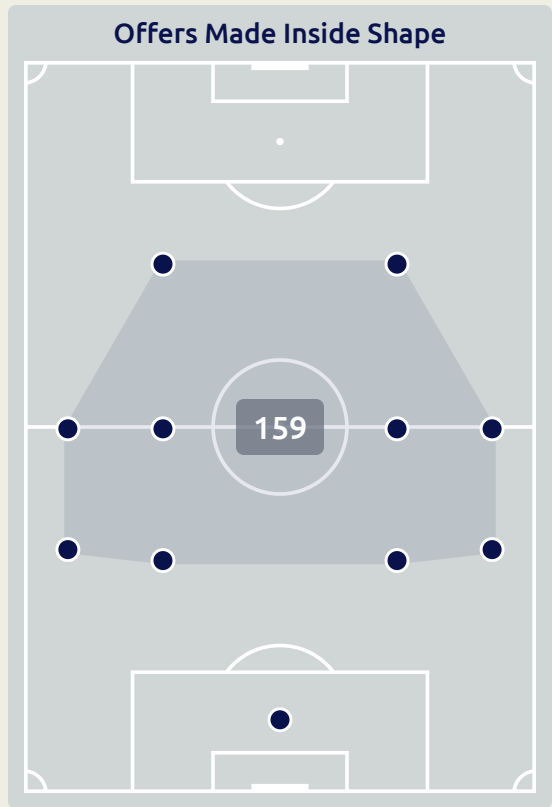
100
Total Offers Received

Most Offers
59
GYABI Darko
RIGHT CENTRE MIDFIELD

133
Offers Made in Final Third

137
Offers Made in Middle Third

42
Offers Made in Defensive Third

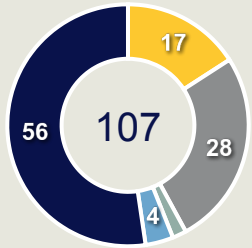


#	Player	Offers Made	Offers Received	% Made & Received
1	COX Matthew	11	2	18.2%
4	SCOTT Alex	31	13	41.9%
5	HUMPHREYS Bashir	10	4	40%
6	QUANSAH Jarell	18	8	44.4%
7	DEVINE Alfie	42	10	23.8%
9	SCARLETT Dane	16	2	12.5%
11	VALE Harvey	34	12	35.3%
14	GYABI Darko	59	21	35.6%
15	EDWARDS Ronnie	10	2	20%
18	JOSEPH Mateo	49	8	16.3%
21	OYEGOKE Daniel	18	15	83.3%
8	SIMONS Xavier	2	0	0%
16	SAMUELS Imari	0	0	0%
20	JEBBISON Daniel	12	3	25%

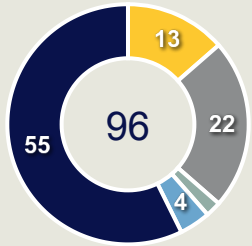
Movement to Receive

Movement Types by Phase

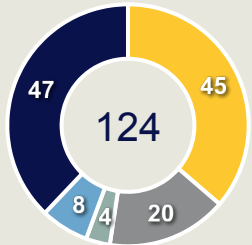
Final Third Phase



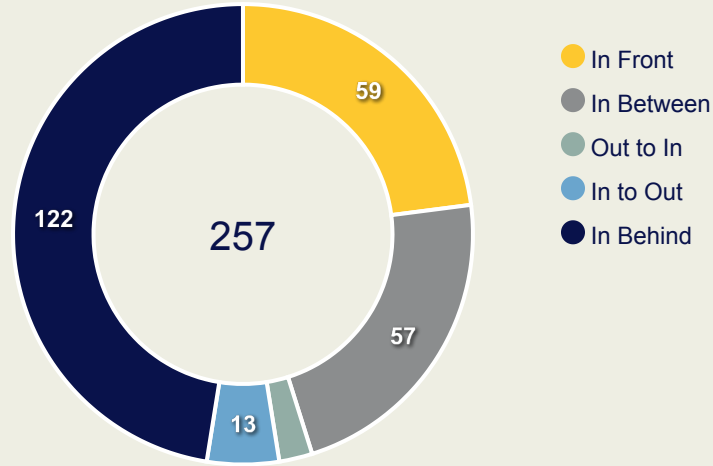
Progression Phase



Build Up Phase



All Movement Types

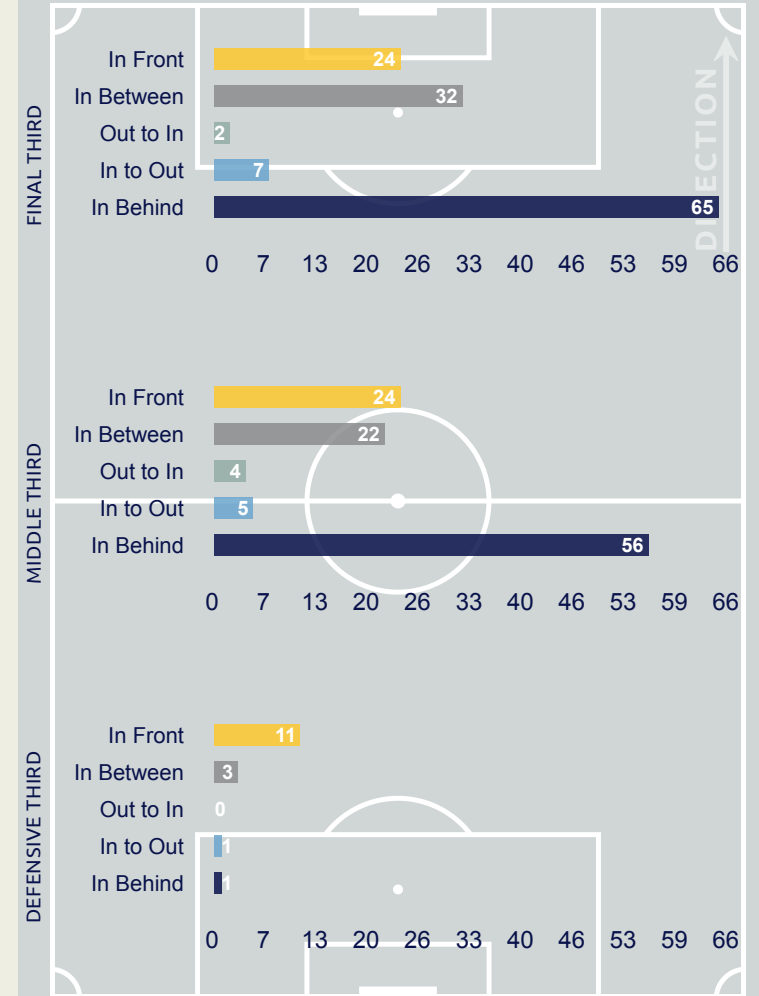


- In Front
- In Between
- Out to In
- In to Out
- In Behind

Top Ranked Players

Type	Player	Movements
In Front	14 GARCIA Damian	13
In Between	10 GONZALEZ Franco	14
Out to In	17 ABALDO Matias	4
In to Out	19 RODRIGUEZ Luciano	4
In Behind	19 RODRIGUEZ Luciano	27

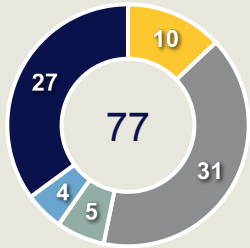
Movement Types Pitch Third



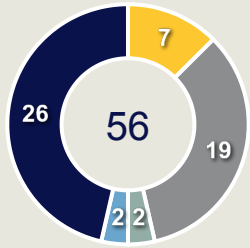
Movement to Receive

Movement Types by Phase

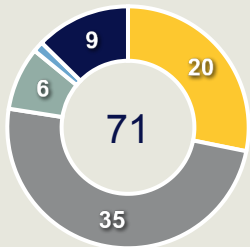
Final Third Phase



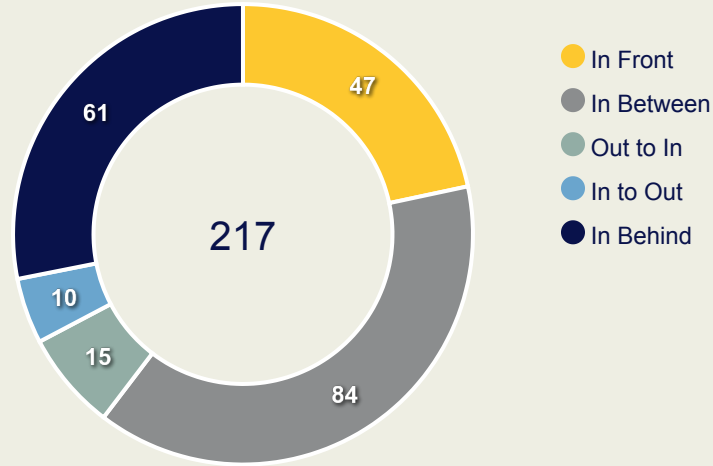
Progression Phase



Build Up Phase



All Movement Types

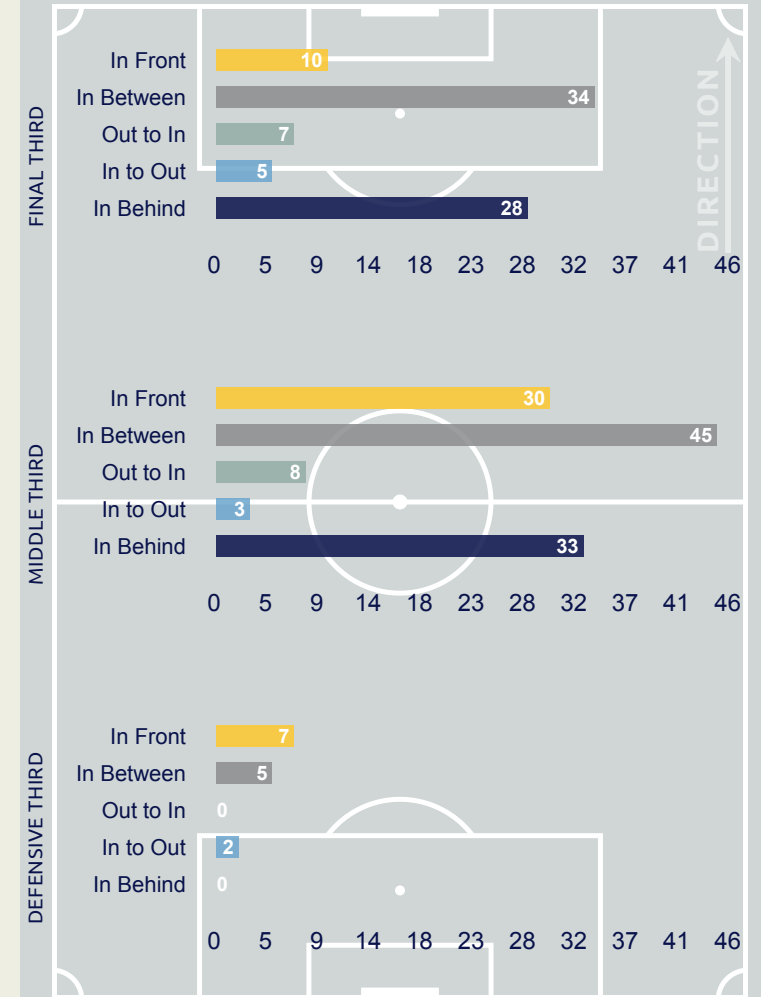


- In Front
- In Between
- Out to In
- In to Out
- In Behind

Top Ranked Players

Type	Player	Movements
In Front	14 GYABI Darko	20
In Between	14 GYABI Darko	30
Out to In	14 GYABI Darko	5
In to Out	18 JOSEPH Mateo	4
In Behind	18 JOSEPH Mateo	20

Movement Types Pitch Third

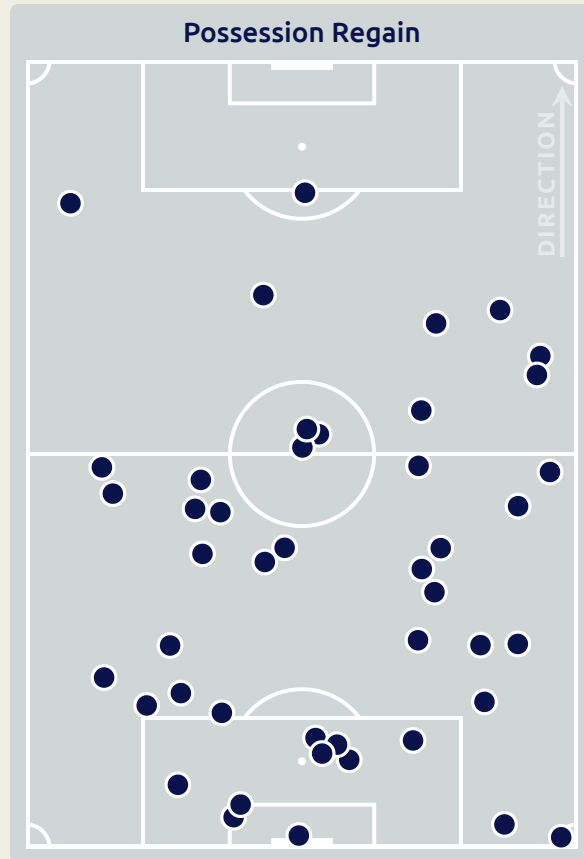
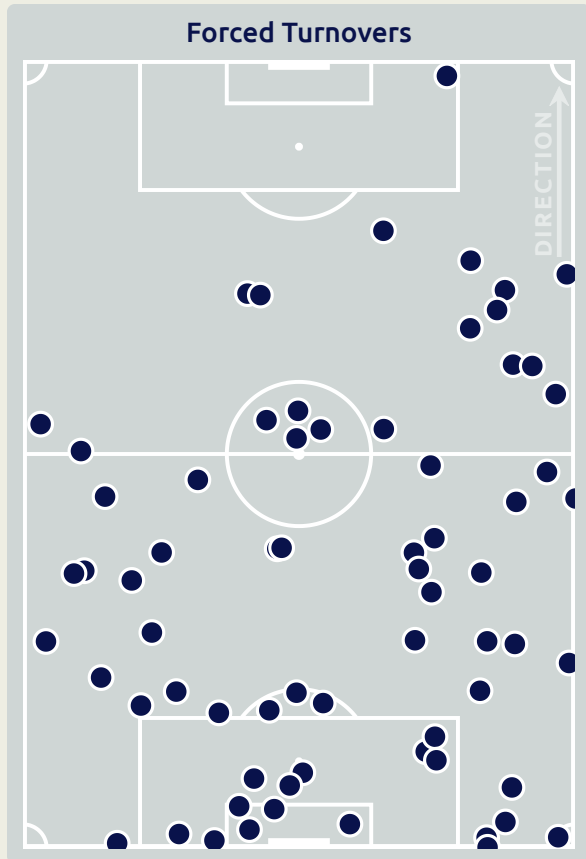


OUT OF POSSESSION

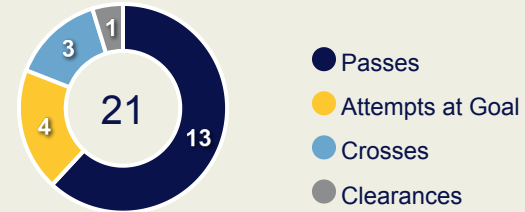


Uruguay v England

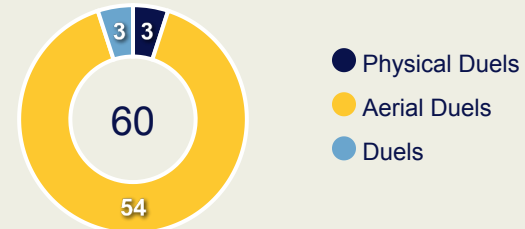
Defensive Actions



Blocks



Possession Contests



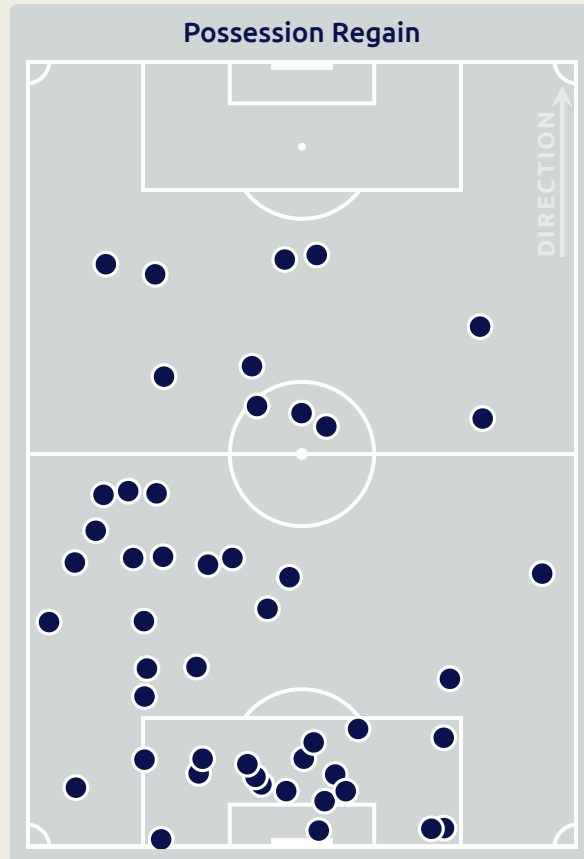
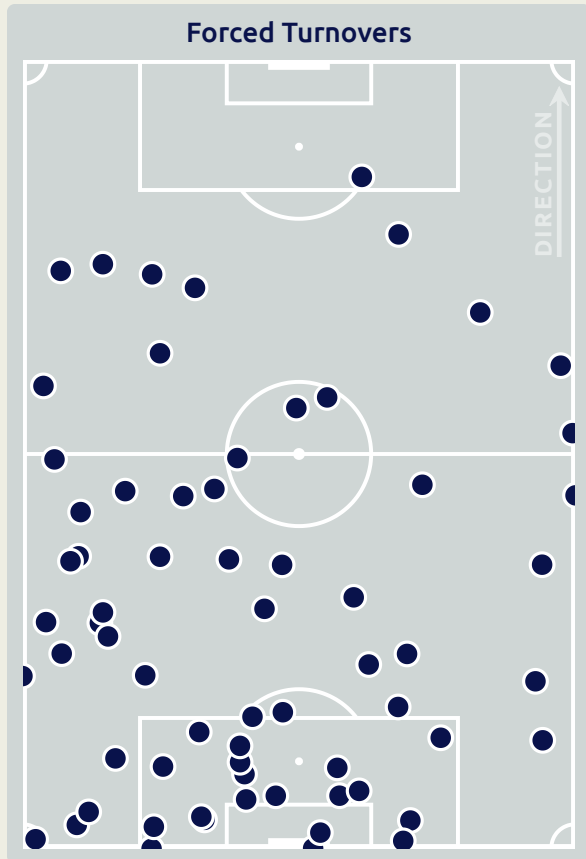
Most Possession Regains

8
DIAZ Fabricio
DEFENSIVE MIDFIELD CENTRE RIGHT

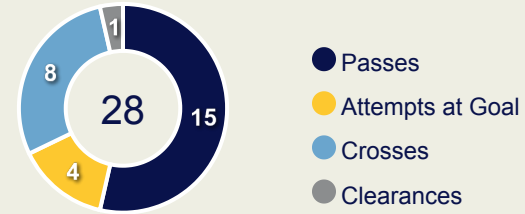
#	Player	Total Possession Regains
12	RODRIGUEZ Randall	6
2	BOSELLI Sebastian	7
4	PONTE Mateo	5
5	DIAZ Fabricio	8
9	FERRARI Andres	0
10	GONZALEZ Franco	2
13	MATTURRO Alan	2
14	GARCIA Damian	5
16	GONZALEZ Facundo	5
17	ABALDO Matias	1
19	RODRIGUEZ Luciano	1
7	DUARTE Anderson	0
11	DE LOS SANTOS Juan	2
15	SOSA Ignacio	2
18	HOMENCHENKO Santiago	2
20	SIRI Nicolas	0



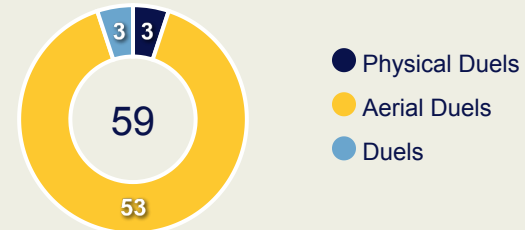
Defensive Actions



Blocks



Possession Contests



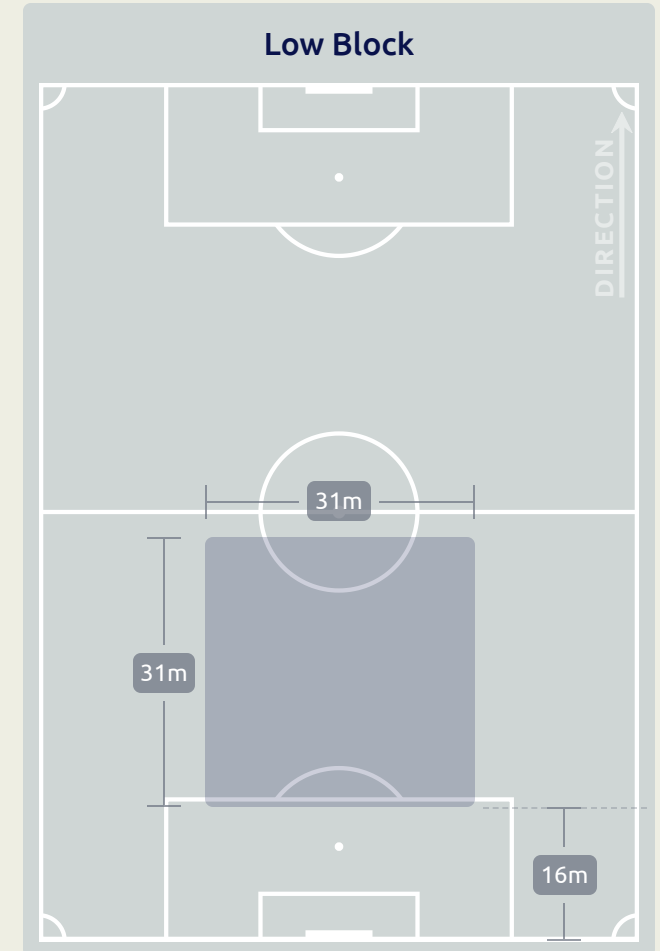
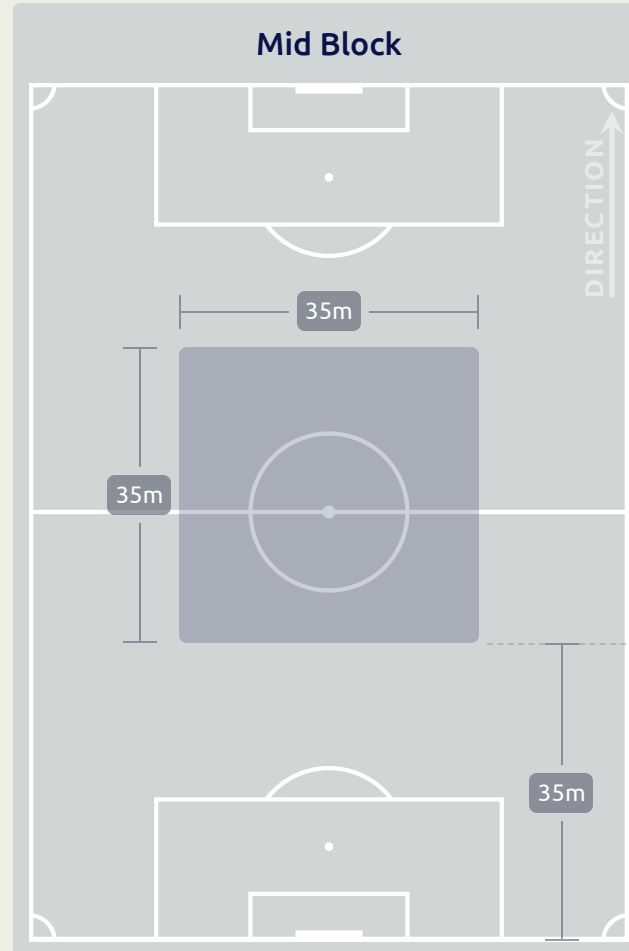
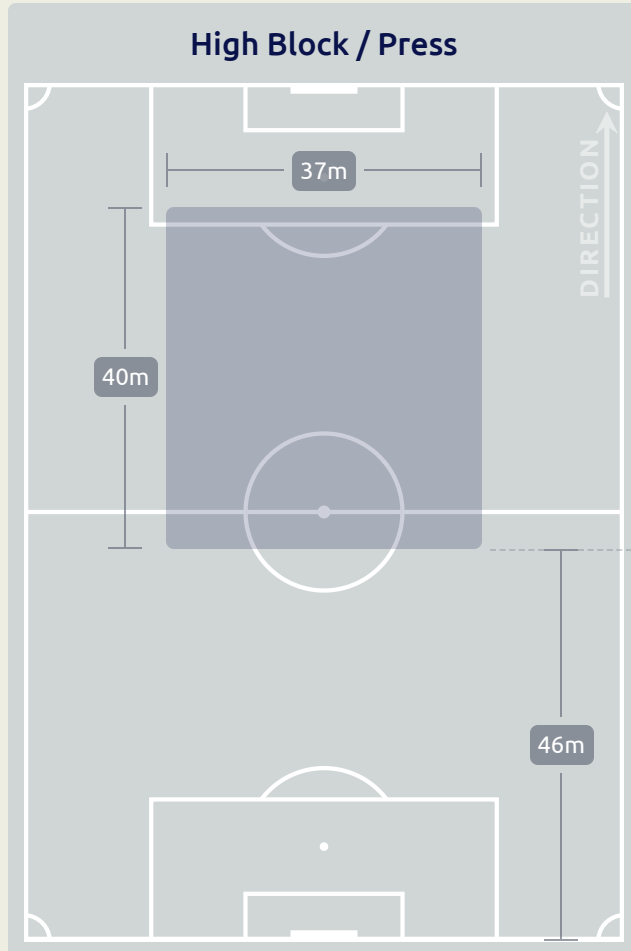
Most Possession Regains

12

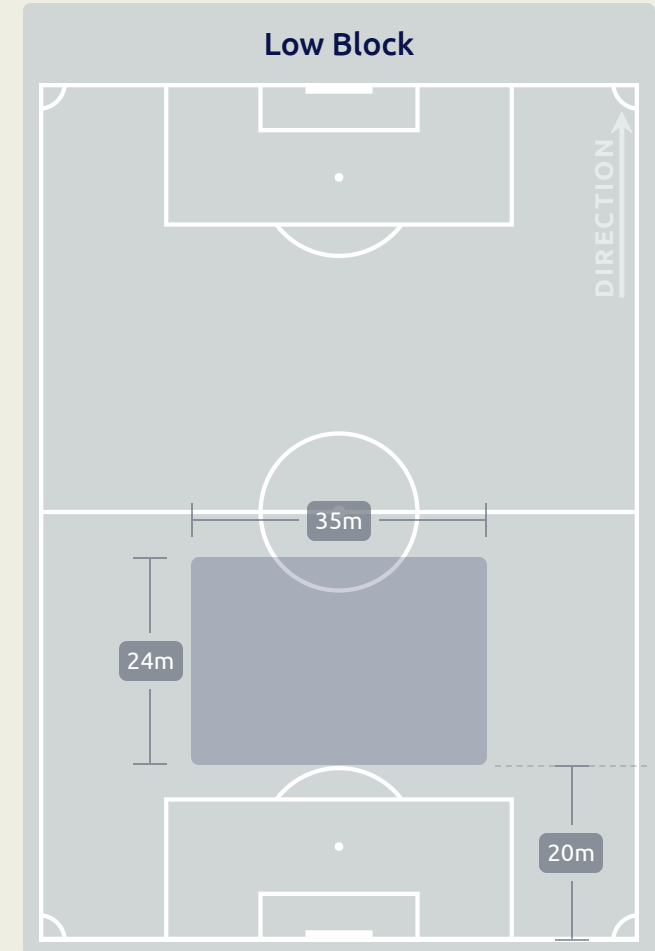
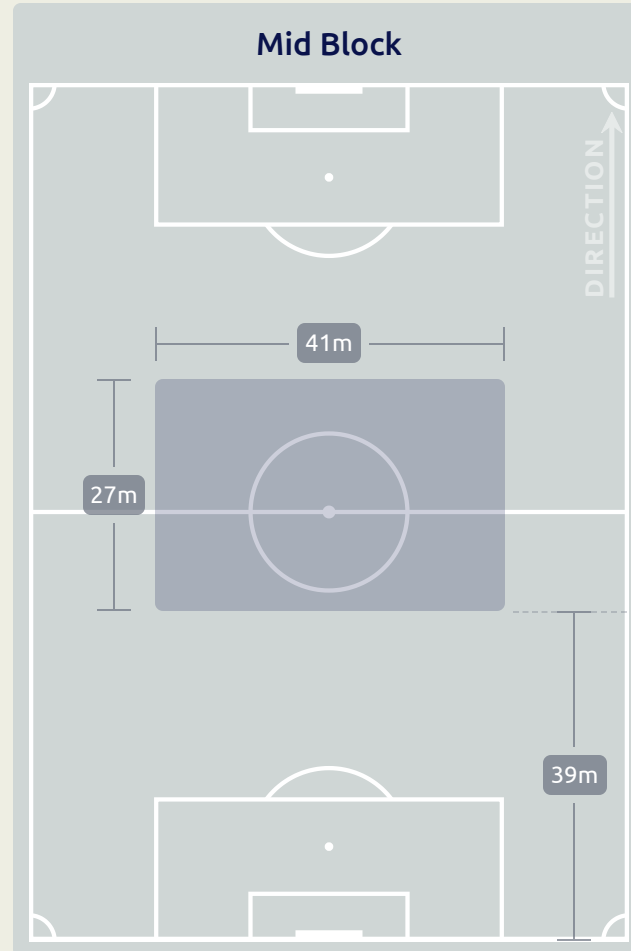
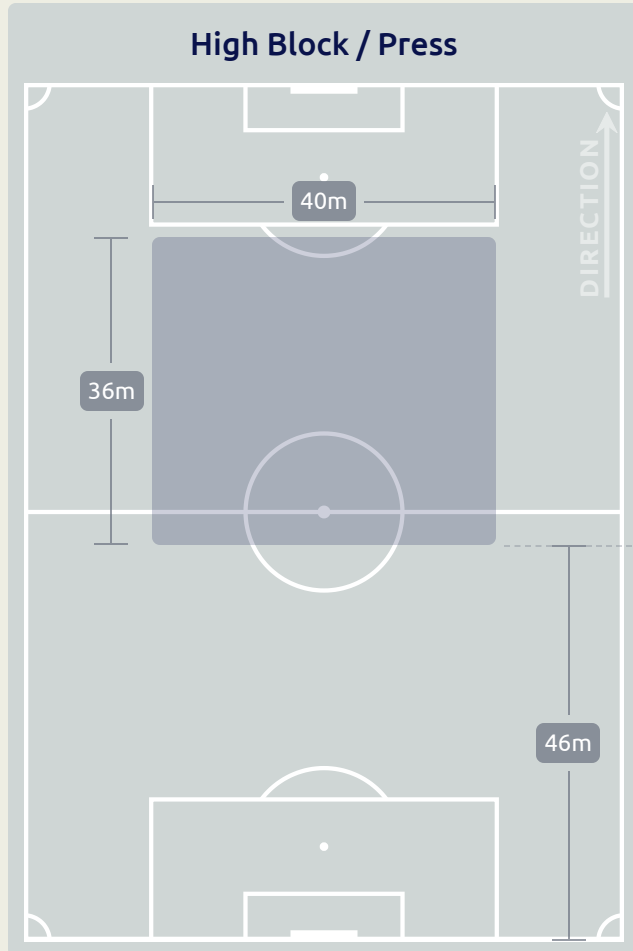
COX Matthew
GOALKEEPER

#	Player	Total Possession Regains
1	COX Matthew	12
4	SCOTT Alex	6
5	HUMPHREYS Bashir	8
6	QUANSAH Jarell	2
7	DEVINE Alfie	1
9	SCARLETT Dane	0
11	VALE Harvey	8
14	GYABI Darko	5
15	EDWARDS Ronnie	5
18	JOSEPH Mateo	3
21	OYEGOKE Daniel	0
8	SIMONS Xavier	0
16	SAMUELS Imari	0
20	JEBBISON Daniel	1


Defensive Line Height & Team Length



Defensive Line Height & Team Length



Defensive Pressure



214	Total Pressures	189
61	Direct Pressures	49
1.52s	Avg Pressure Duration	1.52s
68	Forced Turnovers	66
8.09s	Ball Recovery Time	9.8s
94	Pushing on into Pressing	91
197	Pushing on	179
30	Pressing Direction Inside	32
111	Pressing Direction Outside	107

Most Direct Pressures


9

PONTE Mateo
RIGHT BACK

Most Direct Pressures

10

SCOTT Alex
LEFT CENTRE MIDFIELD



GOALKEEPING

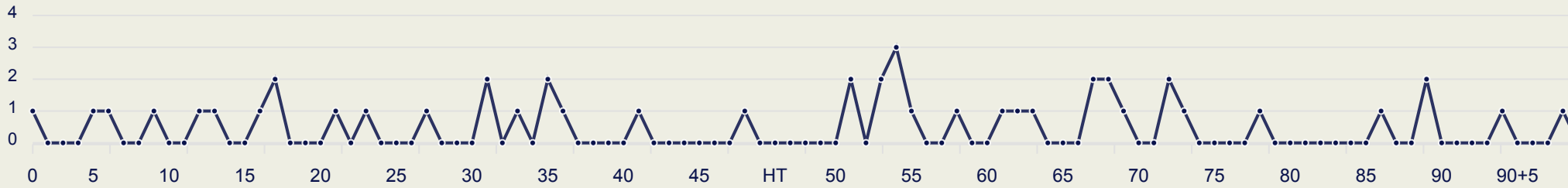


Uruguay v England

Goalkeeping Involvement



Uruguay GK Involvement Timeline

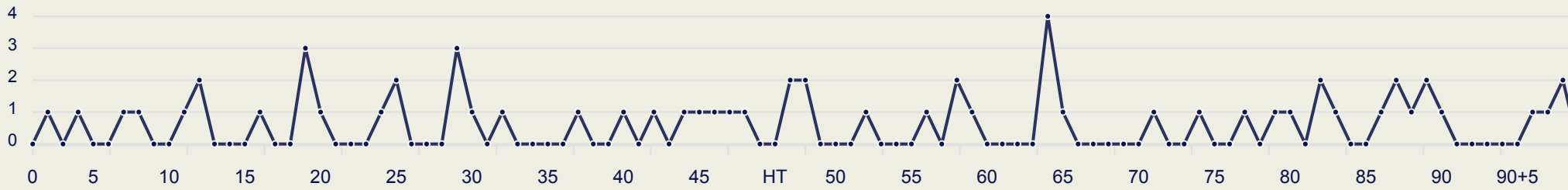


46

Total Involvements



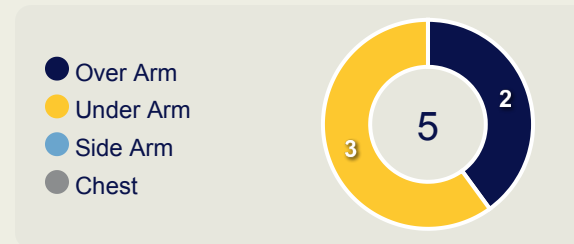
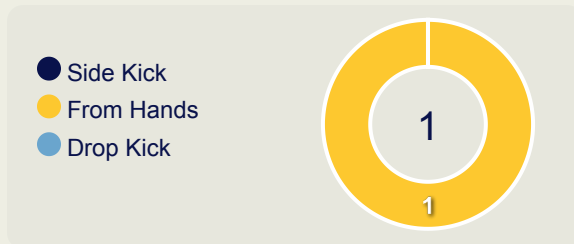
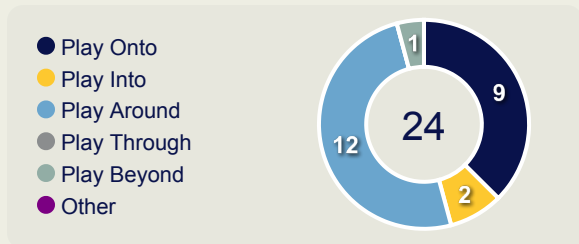
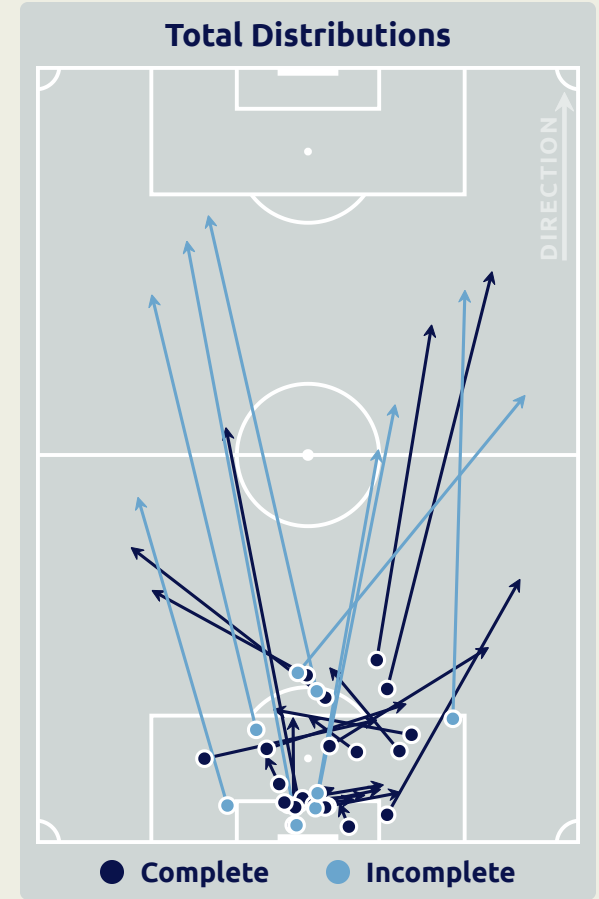

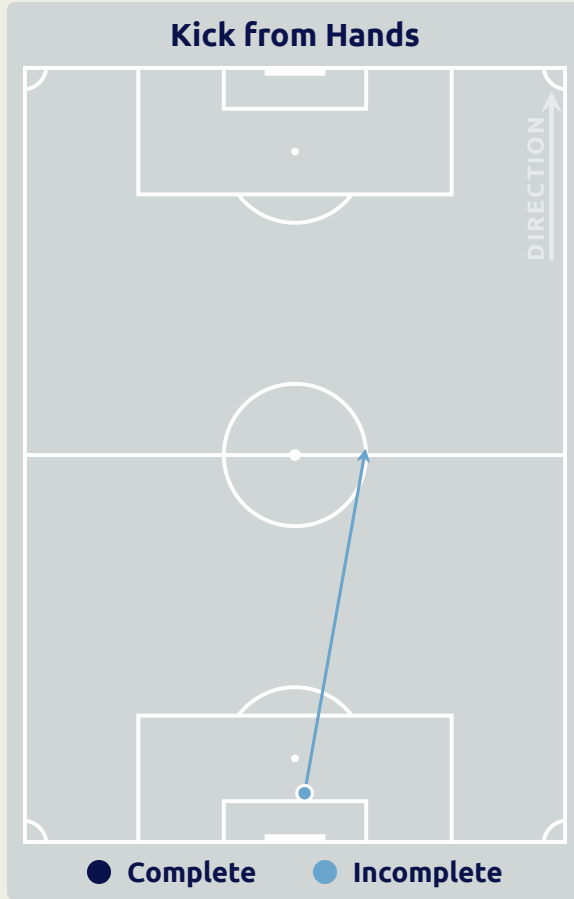
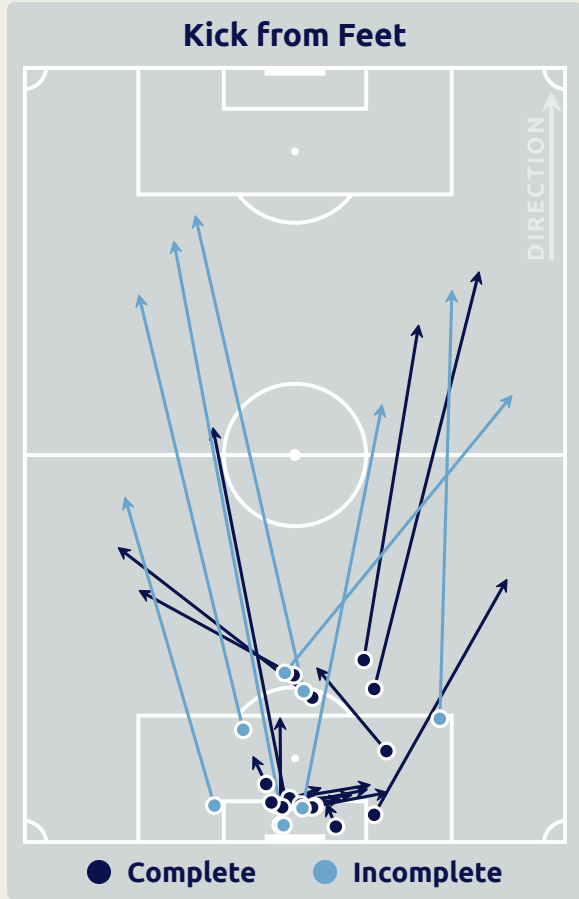
England GK Involvement Timeline



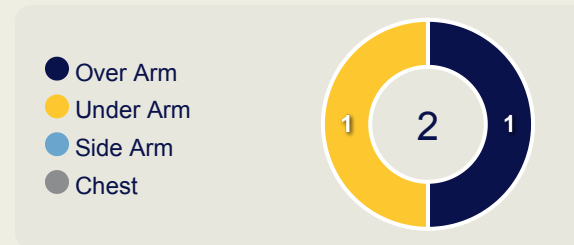
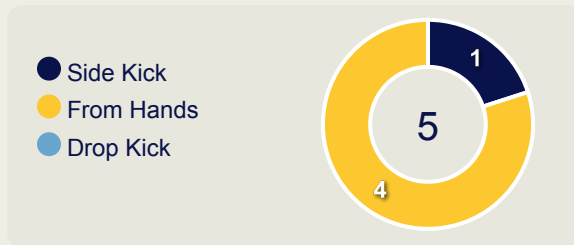
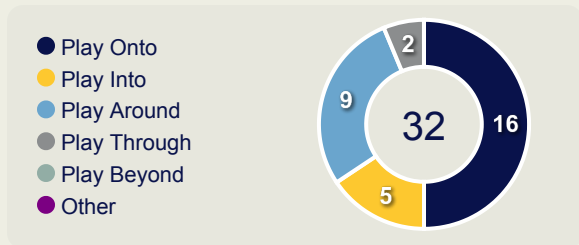
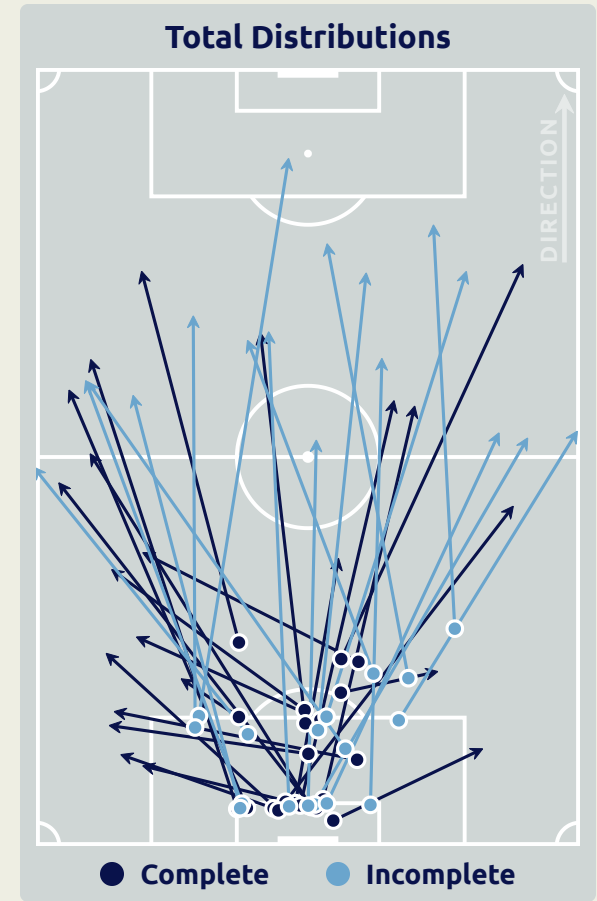
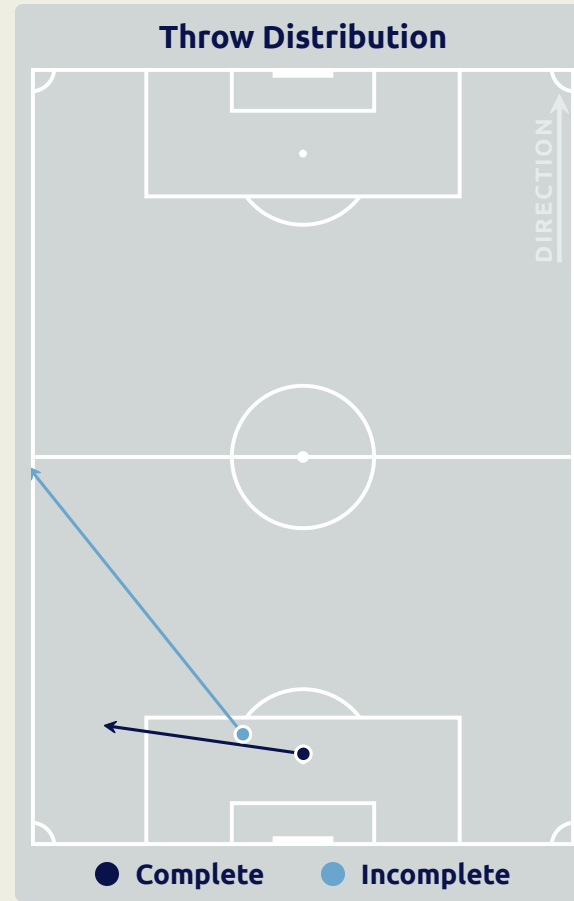
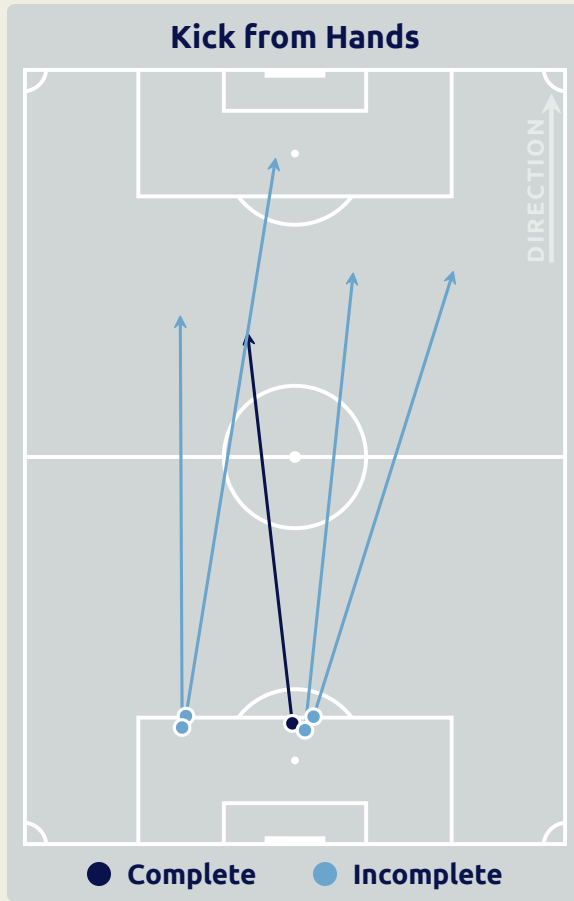
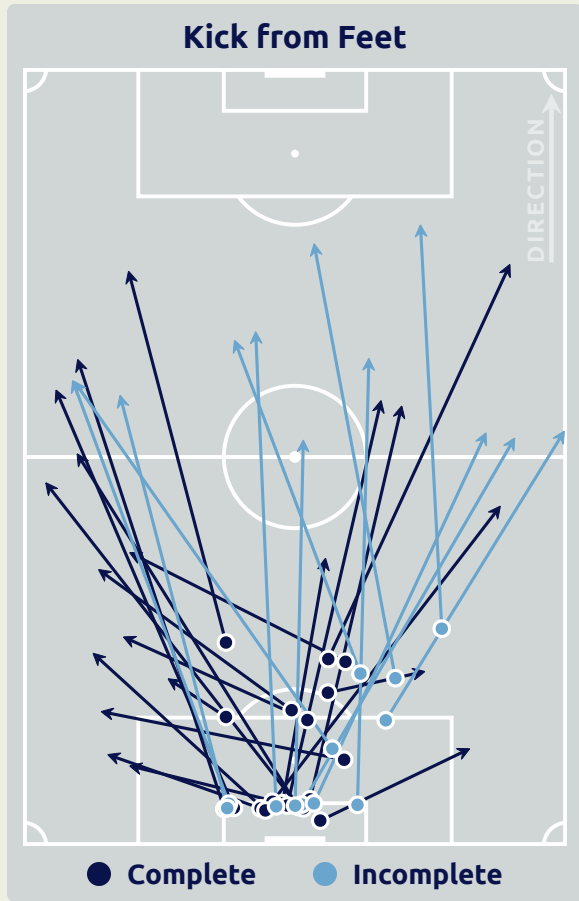
63

Total Involvements

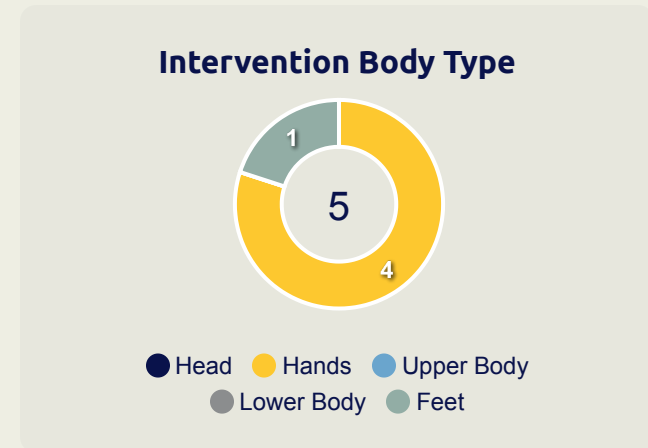
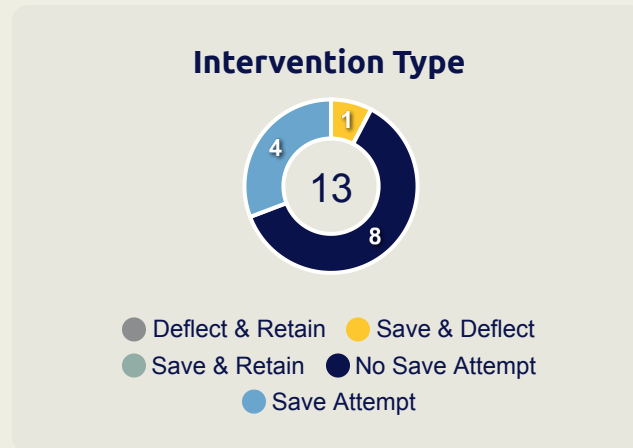
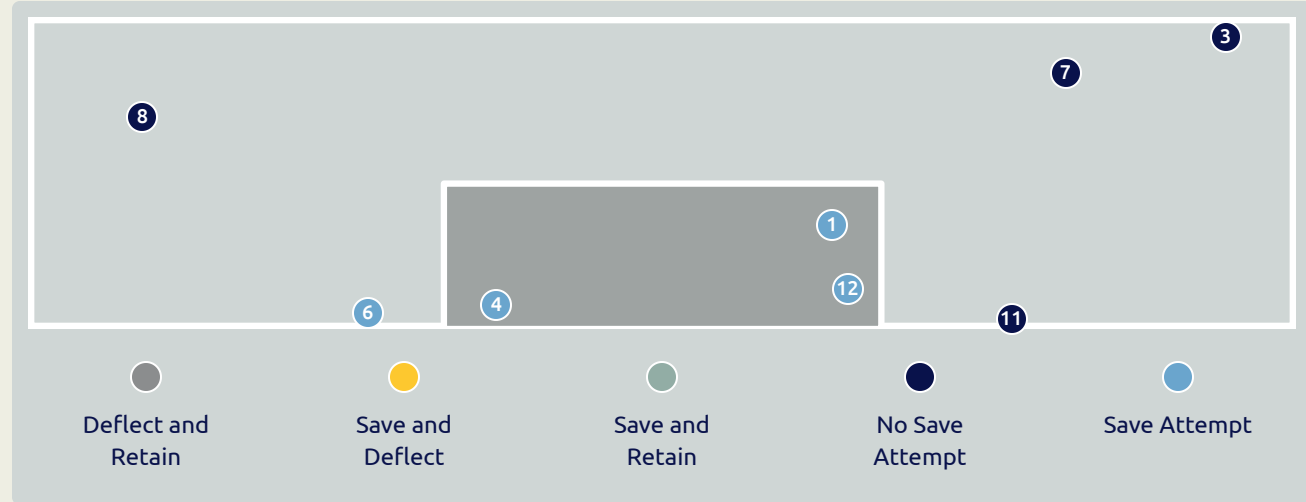
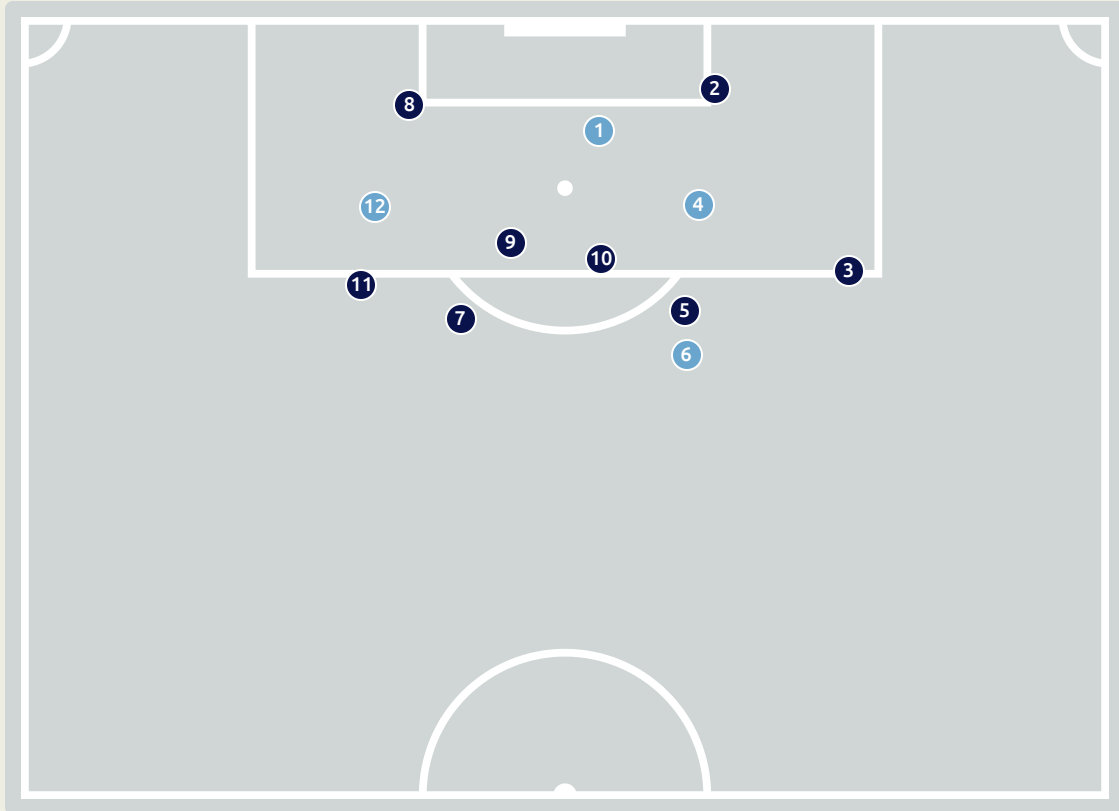
Goalkeeping Distribution



Goalkeeping Distribution

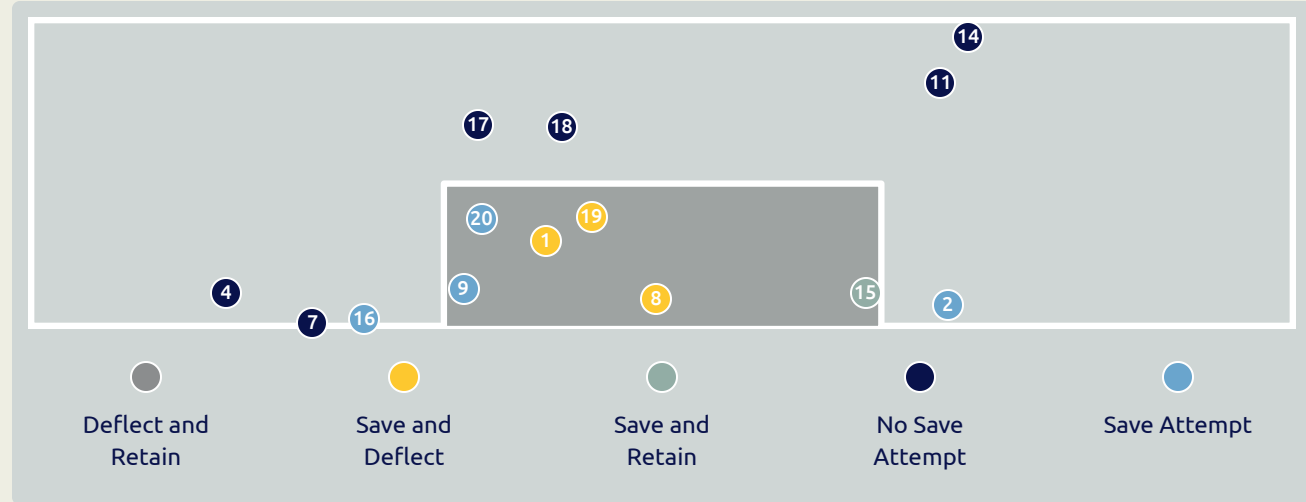
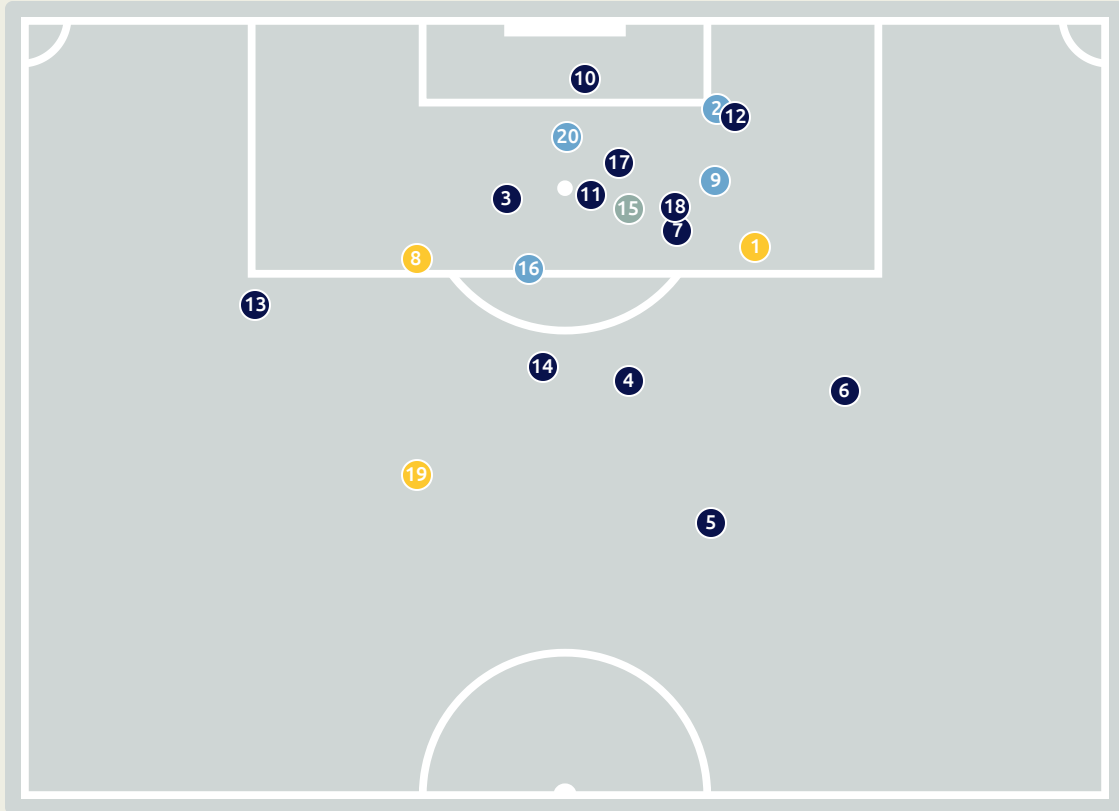


Goal Prevention



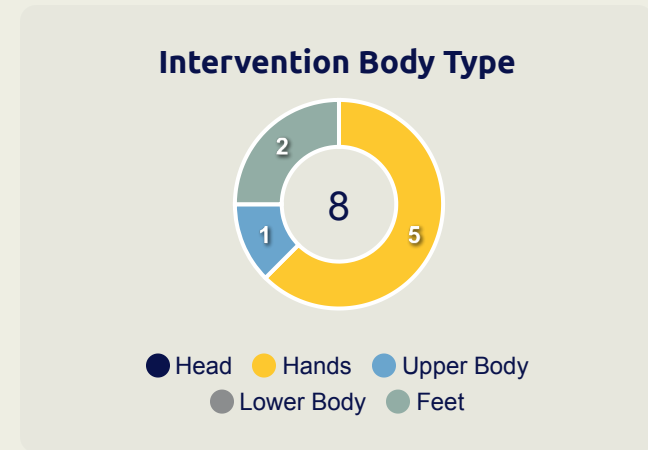
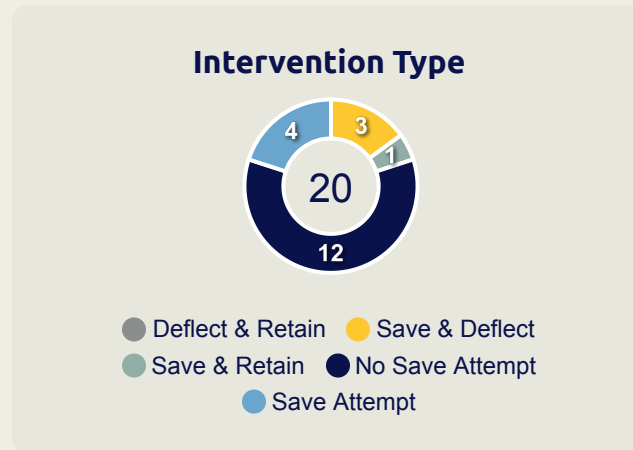
Total Attempts on Goal Faced	Total Goal Interventions	Save & Retain	Deflect & Retain	Save & Deflect	Save Attempt	No Save Attempt
13	1	0	0	1	4	8

Goal Prevention



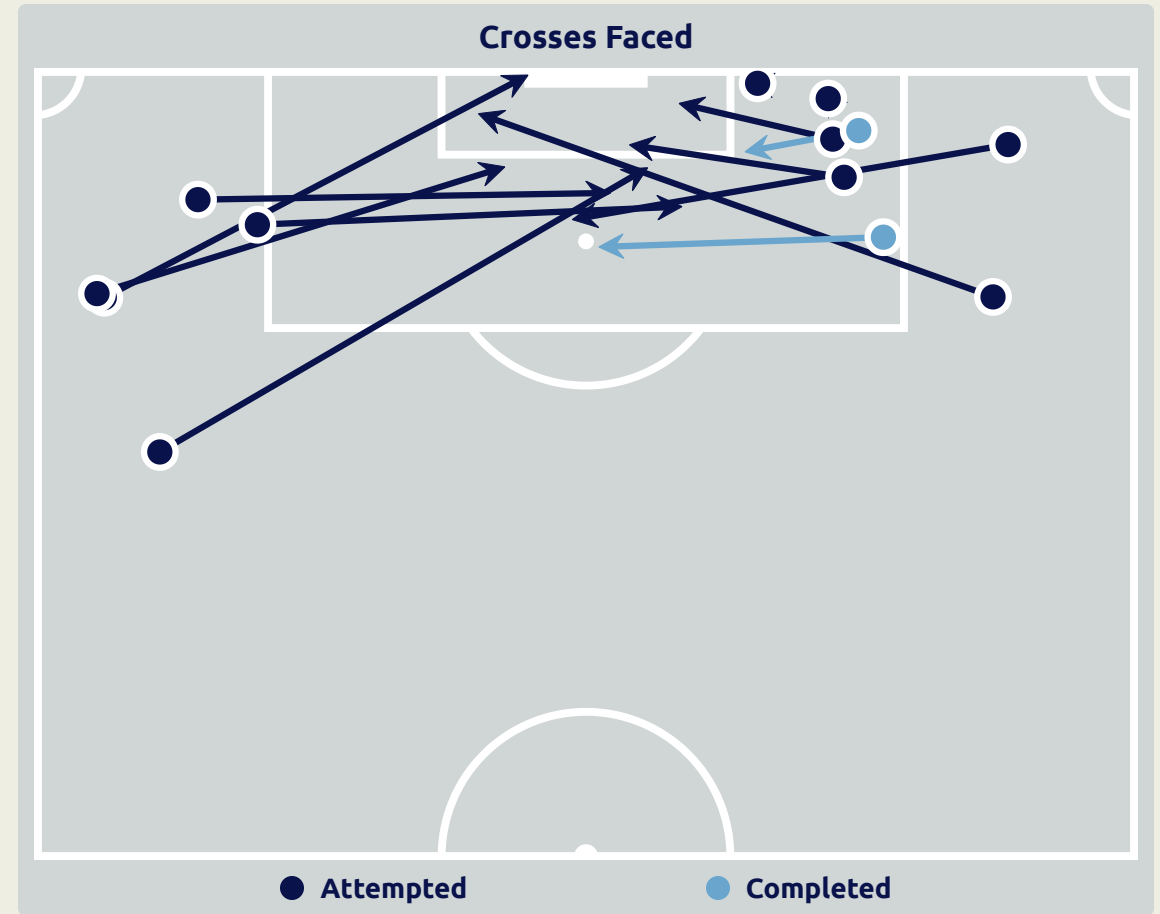
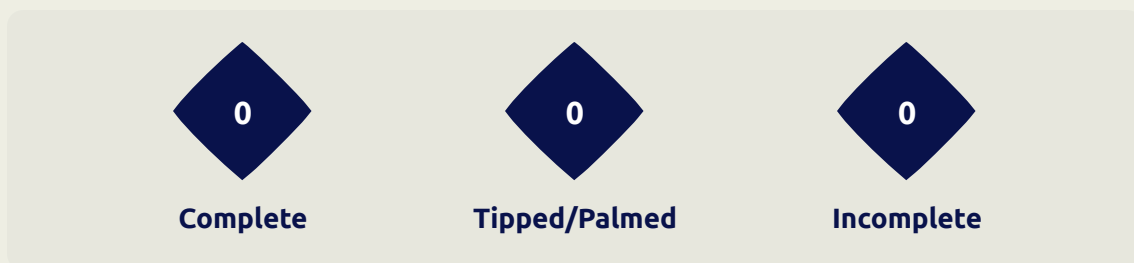
20
Total Attempts on Goal Faced

67
Save %



Total Attempts on Goal Faced	Total Goal Interventions	Save & Retain	Deflect & Retain	Save & Deflect	Save Attempt	No Save Attempt
20	4	1	0	3	4	12

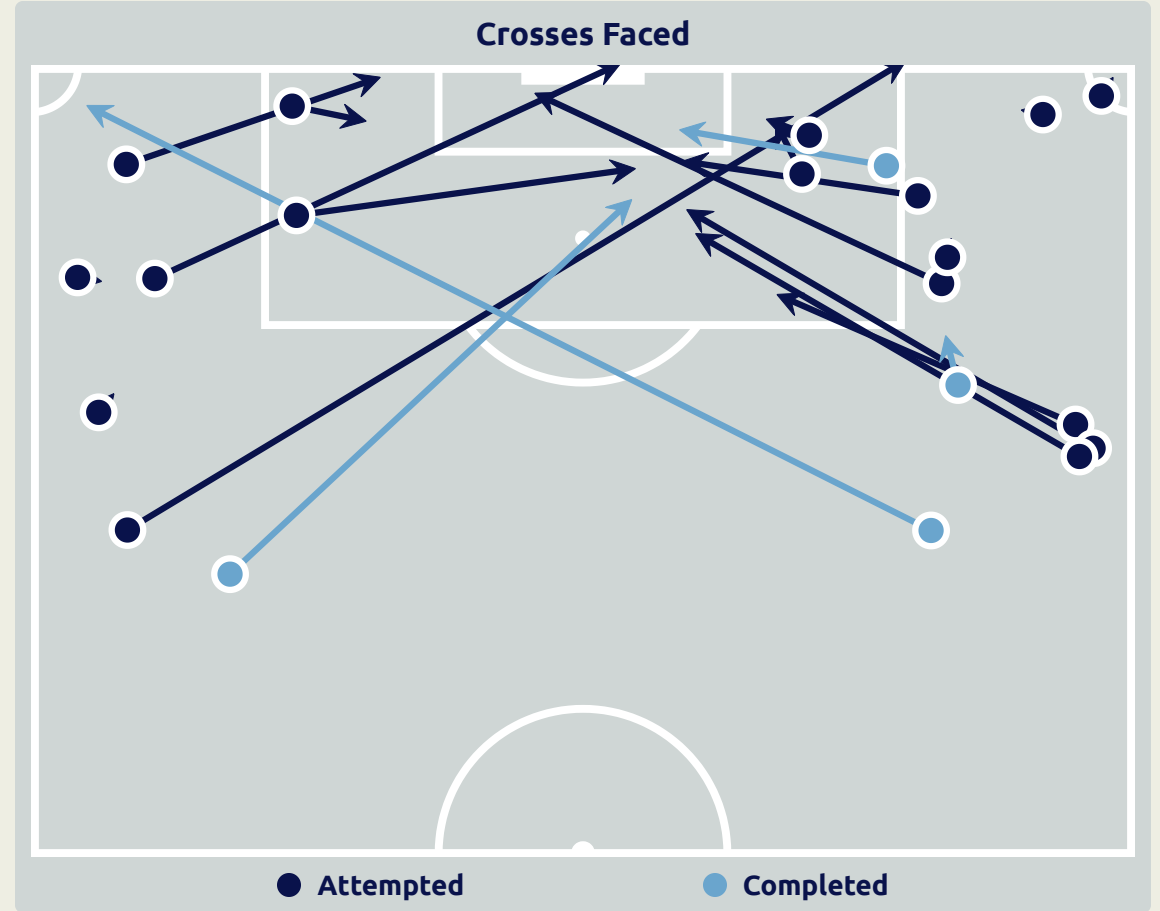
Aerial Control



Delivery Types Faced

Total	In Swing	Out Swing	Driven	Lofted	Cutback	Push
21	8	3	5	3	1	1

Aerial Control



Delivery Types Faced

Total	In Swing	Out Swing	Driven	Lofted	Cutback	Push
27	1	9	4	11	0	2

SET PLAYS



Uruguay v England



Set Plays - Corners

45

Total Set Plays

10

Total Free Kicks

0

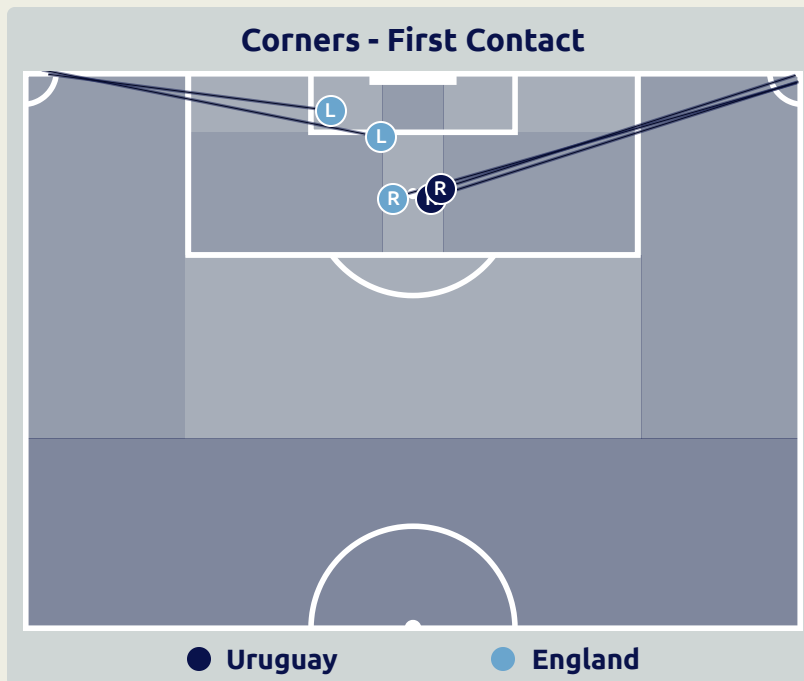
Total Penalties

5

Total Corners

30

Total Throw Ins



Delivery Type	From Left Side	From Right Side	Total
Direct to Area	2	3	5
Short	0	0	0
Edge of Penalty Area	0	0	0

Delivery Style	Total
Inswing	1
Outswing	0
Driven	1

Free Kicks	
Type	Total
Direct	10
Direct (on target)	0
Direct (off target)	1
Indirect	0

First Contacts on Uruguay Crosses

2

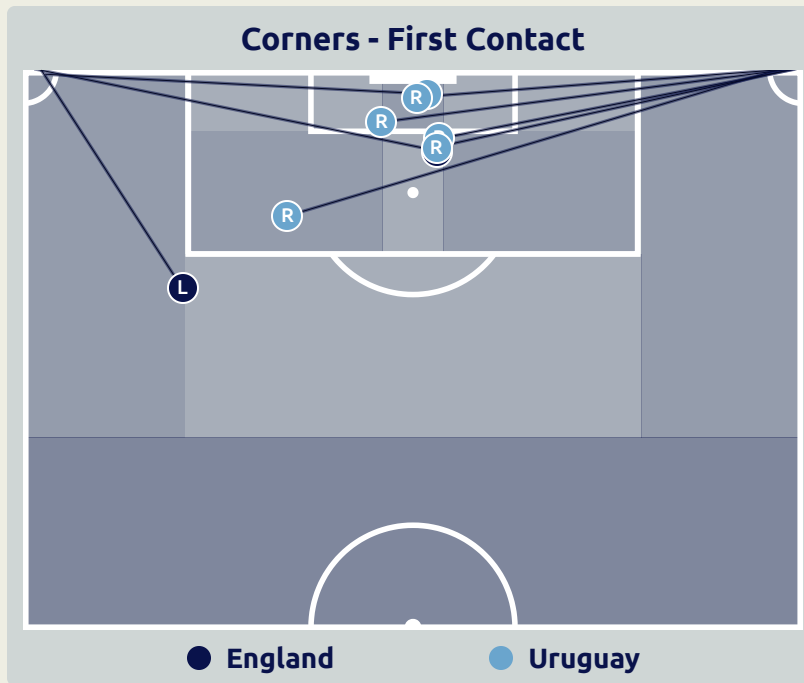
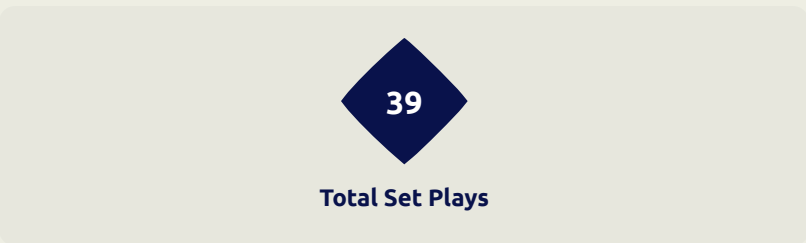
By Uruguay

3

By England

Top 5 Player First Contacts		
Player	Team	Total
QUANSAH Jarell	England	2
BOSELLI Sebastian	Uruguay	1
FERRARI Andres	Uruguay	1
SCOTT Alex	England	1

Set Plays - Corners



Delivery Type	From Left Side	From Right Side	Total
Direct to Area	4	4	8
Short	1	1	2
Edge of Penalty Area	0	0	0

Delivery Style	Total
Inswing	7
Outswing	0
Driven	0

Free Kicks	
Type	Total
Direct	8
Direct (on target)	0
Direct (off target)	0
Indirect	2



Top 5 Player First Contacts		
Player	Team	Total
RODRIGUEZ Randall	Uruguay	2
BOSELLI Sebastian	Uruguay	2
HUMPHREYS Bashir	England	1
GYABI Darko	England	1
MATTURRO Alan	Uruguay	1

INDIVIDUAL DATA IN POSSESSION



Uruguay v England

In Possession - Distributions



#	Player	Passes Attempted	Passes Completed	Pass Completion %	Switches of Play	Crosses Attempted	Crosses Completed	Line Breaks Attempted	Line Breaks Completed	Line Break Completion %	Ball Progressions	Take Ons	Step Ins	Attempts at Goal	Goals
12	RODRIGUEZ Randall	30	22	73%	0	0	0	10	4	40%	0	0	0	0	0
2	BOSELLI Sebastian	57	50	88%	0	1	0	16	8	50%	0	0	0	2	0
4	PONTE Mateo	45	35	78%	0	4	2	14	9	64%	3	2	1	1	0
5	DIAZ Fabricio	30	23	77%	0	4	2	10	6	60%	0	0	0	1	0
9	FERRARI Andres	9	6	67%	0	0	0	3	0	0%	0	0	0	2	0
10	GONZALEZ Franco	15	11	73%	1	1	0	6	4	66%	2	1	1	2	1
13	MATTURRO Alan	25	16	64%	0	1	0	3	1	33%	0	0	0	0	0
14	GARCIA Damian	51	45	88%	0	0	0	12	11	91%	1	0	1	0	0
16	GONZALEZ Facundo	44	41	93%	0	0	0	8	7	87%	2	0	2	0	0
17	ABALDO Matias	10	9	90%	0	6	0	5	4	80%	1	1	0	3	1
19	RODRIGUEZ Luciano	8	6	75%	0	6	1	1	0	0%	1	1	0	6	0
7	DUARTE Anderson	3	3	100%	0	0	0	1	1	100%	0	0	0	1	0
11	DE LOS SANTOS Juan	4	3	75%	0	3	1	1	1	100%	1	0	1	1	0
15	SOSA Ignacio	18	13	72%	1	0	0	8	6	75%	1	0	1	0	0
18	HOMENCHENKO Santiago	14	10	71%	1	1	0	8	4	50%	0	0	0	1	0
20	SIRI Nicolas	0	0	0%	0	0	0	0	0	0%	0	0	0	0	0

In Possession - Distributions



#	Player	Passes Attempted	Passes Completed	Pass Completion %	Switches of Play	Crosses Attempted	Crosses Completed	Line Breaks Attempted	Line Breaks Completed	Line Break Completion %	Ball Progressions	Take Ons	Step Ins	Attempts at Goal	Goals
1	COX Matthew	39	22	56%	0	0	0	28	13	46%	0	0	0	0	0
4	SCOTT Alex	42	34	81%	0	1	0	12	5	41%	4	2	2	3	0
5	HUMPHREYS Bashir	47	35	74%	0	1	0	24	16	66%	2	0	2	1	1
6	QUANSAH Jarell	30	27	90%	0	0	0	21	17	80%	6	0	6	0	0
7	DEVINE Alfie	16	13	81%	0	8	3	2	2	100%	3	2	1	1	1
9	SCARLETT Dane	9	5	56%	0	0	0	1	1	100%	0	0	0	1	0
11	VALE Harvey	38	27	71%	0	8	0	11	4	36%	1	0	1	0	0
14	GYABI Darko	34	28	82%	2	1	0	8	6	75%	5	3	2	1	1
15	EDWARDS Ronnie	22	17	77%	1	0	0	7	4	57%	0	0	0	0	0
18	JOSEPH Mateo	14	13	93%	0	0	0	3	3	100%	4	2	2	2	0
21	OYEGOKE Daniel	25	19	76%	0	2	0	11	6	54%	6	1	5	2	0
8	SIMONS Xavier	2	1	50%	0	0	0	1	0	0%	1	0	1	0	0
16	SAMUELS Imari	1	1	100%	0	0	0	1	1	100%	0	0	0	0	0
20	JEBBISON Daniel	4	3	75%	0	0	0	1	1	100%	1	1	0	1	0

In Possession - Offers & Receptions

			Offer movement types						
#	Player	Total Offers	In Front	In Between	Out to In	In to Out	In Behind	No Movement	Offers Received
1	COX Matthew	11	0	0	0	0	0	11	2
4	SCOTT Alex	31	8	13	1	1	4	4	13
5	HUMPHREYS Bashir	10	5	0	0	0	0	5	4
6	QUANSAH Jarell	18	6	1	0	0	0	11	8
7	DEVINE Alfie	42	2	16	2	3	12	7	10
9	SCARLETT Dane	16	0	5	0	1	9	1	2
11	VALE Harvey	34	4	1	0	0	4	25	12
14	GYABI Darko	59	20	30	5	1	1	2	21
15	EDWARDS Ronnie	10	0	0	0	0	0	10	2
18	JOSEPH Mateo	49	1	12	5	4	20	7	8
21	OYEGOKE Daniel	18	1	1	0	0	5	11	15
8	SIMONS Xavier	2	0	1	1	0	0	0	0
16	SAMUELS Imari	0	0	0	0	0	0	0	0
20	JEBBISON Daniel	12	0	4	1	0	6	1	3

INDIVIDUAL DATA OUT OF POSSESSION



Uruguay v England

Out of Possession



#	Player	Tackles Made / Won	Blocks	Interceptions	Pressing Direct	Pressing Indirect	Duels Won - Aerial	Duels Won - Physical	Possession Contests won	Clearances	Loose Ball Receptions	Pushing On	Pushing On into Pressing	Possession Regains	Possession Interrupted
1	COX Matthew	0/0	0	0	0	0	0	0	0	0	5	0	0	12	0
4	SCOTT Alex	6/1	2	1	10	15	3	0	3	6	15	28	14	6	4
5	HUMPHREYS Bashir	6/1	4	2	7	3	4	0	4	5	5	15	6	8	9
6	QUANSAH Jarell	1/0	2	0	2	2	0	0	0	10	3	4	1	2	9
7	DEVINE Alfie	1/0	3	0	1	16	0	0	0	1	6	8	5	1	3
9	SCARLETT Dane	0/0	0	0	1	19	3	0	3	1	3	13	7	0	1
11	VALE Harvey	4/2	5	3	7	9	2	0	3	2	5	28	10	8	4
14	GYABI Darko	2/0	5	2	9	21	2	1	4	5	9	28	10	5	9
15	EDWARDS Ronnie	2/2	3	1	4	1	3	0	3	7	3	1	1	5	7
18	JOSEPH Mateo	2/1	2	0	3	30	0	0	0	2	3	35	25	3	2
21	OYEGOKE Daniel	2/0	2	0	3	7	1	0	1	2	5	11	5	0	3
8	SIMONS Xavier	0/0	0	0	1	1	0	0	0	0	1	2	2	0	0
16	SAMUELS Imari	0/0	0	0	0	1	0	0	0	0	0	1	1	0	0
20	JEBBISON Daniel	0/0	1	0	1	15	2	0	2	0	1	5	4	1	0

INDIVIDUAL DATA PHYSICAL



Uruguay v England

Physical Data



#	Player	Total Distance (m)	Zone 1: 0-7 km/h (m)	Zone 2: 7-15 km/h (m)	Zone 3: 15-20 km/h (m)	Zone 4: 20-25 km/h (m)	Zone 5: 25+ km/h (m)	High Speed Runs (Zone 4)	Sprints (Zone 5)	Top Speed (km/h)
1	COX Matthew	5420.0	3874.2	1301.9	233.6	10.3	0	33	1	22.9
4	SCOTT Alex	11907.7	3634.2	5237.0	1896.9	902.6	235.8	157	65	31.2
5	HUMPHREYS Bashir	10635.7	3852.2	4850.9	1249.7	487.1	195.7	117	45	32.1
6	QUANSAH Jarell	9814.3	3738.3	4230.0	1297.5	452.4	96.2	115	33	32.6
7	DEVINE Alfie	10218.2	4026.0	4148.6	1396.8	450.6	195.2	107	42	33.5
9	SCARLETT Dane	10581.0	3543.6	4701.1	1380.8	738.6	216.9	132	55	32.3
11	VALE Harvey	11786.2	3712.7	5246.1	1894.0	750.8	182.7	147	61	31.1
14	GYABI Darko	11297.3	3689.7	4497.5	2118.3	834.9	157.0	176	59	32.1
15	EDWARDS Ronnie	9875.4	4073.6	4100.3	995.4	521.4	184.7	101	48	31.7
18	JOSEPH Mateo	7928.7	2349.3	3621.8	1192.5	559.0	206.9	109	52	32.1
21	OYEGOKE Daniel	11700.1	3707.8	5184.3	1515.2	992.2	300.7	138	64	31.6
8	SIMONS Xavier	1084.7	321.6	461.3	150.0	151.7	0	13	7	25.8
16	SAMUELS Imari	564.0	148.4	264.9	70.0	62.8	17.9	8	5	26.3
20	JEBBISON Daniel	4219.2	1475.9	1836.6	599.6	168.3	138.8	54	25	31.3

