



FIFA
U-20 WORLD CUP
ARGENTINA 2023



Brazil 2 - 0 Nigeria

Group D - Match 29

27 May 2023

15:00 Kick Off

Estadio Único Diego Armando Maradona

POST MATCH SUMMARY REPORT

Match Summary - Teams



Brazil

2 — **0**



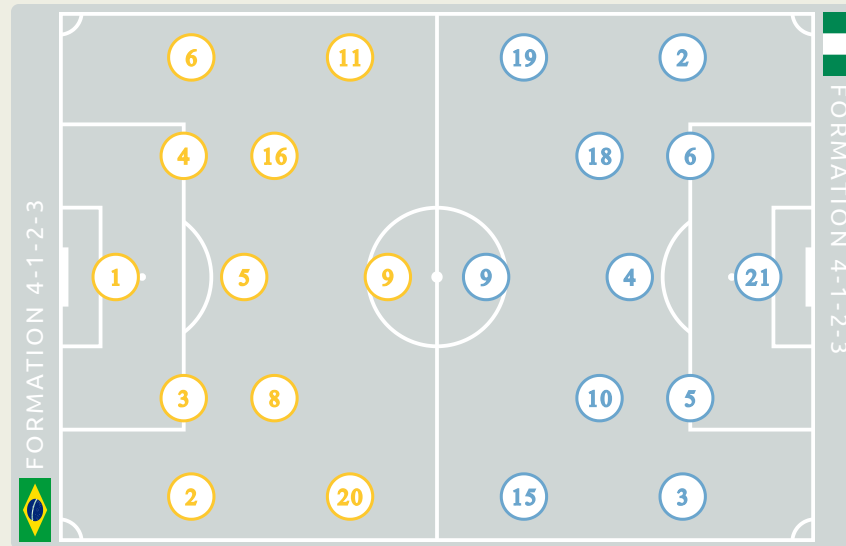
Nigeria

STARTING

1	GK	MYCAEL	
2	DF	ARTHUR	72'
3	DF	JEAN PEDROSO	43'
4	DF	ROBERT RENAN	85'
5	MF	ANDREY SANTOS (C)	
6	DF	KAIKI	68'
8	MF	MARLON GOMES	
9	FW	MARCOS LEONARDO	89'
11	FW	GUILHERME BIRO	89'
16	FW	MARQUINHOS	45+2', 77'
20	MF	SAVIO	77'

SUBSTITUTES

12	GK	KAIQUE	
21	GK	KAUA SANTOS	
7	FW	GIOVANI	
10	MF	MATHEUS MARTINS	77'
13	DF	ANDRE DHOMINIQUE	89'
14	DF	DOUGLAS MENDES	89'
15	MF	RONALD	
17	FW	GIOVANE	68'
18	FW	KEVIN	77'
19	FW	MATHEUS NASCIMENTO	



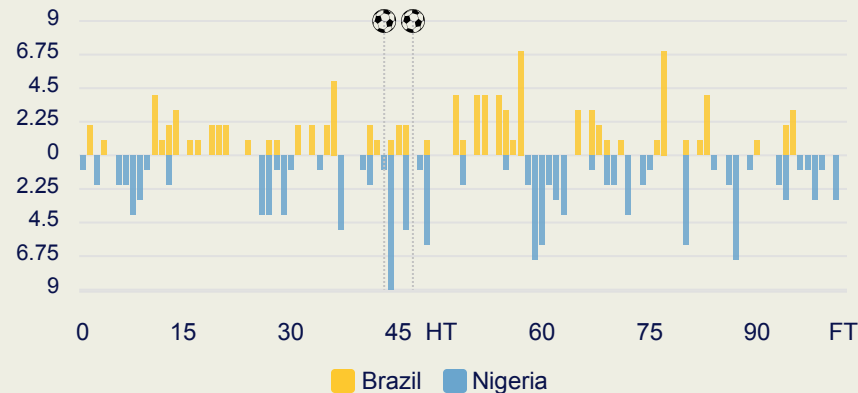
STARTING

ANIAGBOSO Kingsley	GK	21	
NJOKU Augustine	DF	2	
AGBALAKA Solomon	DF	3	
57'	19'	DAGA Daniel	MF 4
46'		OGWUCHE Abel	DF 5
		(C) BAMEYI Daniel	DF 6
57'		LAWAL Salim Fago	MF 9
57'		ELETU Victor Ehuwa	MF 10
82'		SUNDAY Jude	FW 15
87'	79'	LAWAL Samson	MF 18
		EMMANUEL Umeh	FW 19

SUBSTITUTES

NWOSU Nathaniel	GK	1	
UTOBLO John	GK	16	
57'		HALIRU SARKI Rilwanu	FW 7
57'		NNADI Tochukwu	MF 8
		MUHAMMAD Ibrahim	FW 11
		FREDRICK Benjamin	DF 12
		DOMINGO Israel	DF 13
87'		ABDULLAHI Ibrahim	MF 14
82'		IBRAHIM Kehinde	FW 17
57'		JOHN Joshua	MF 20

Distribution in the Final Third



Match Summary - Key Statistics



Brazil

2 — **0**

Nigeria



Possession



Total		Total
2	Goals	0
14 (7)	Attempts at Goal (On Target)	11 (3)
321 (251)	Total Passes (Complete)	385 (303)
78 %	Pass Completion %	79 %
66	Completed Line Breaks	78
13	Defensive Line Breaks	6
83	Receptions in the Final Third	98
26	Crosses	20
27	Ball Progressions	13
208 (57)	Defensive Pressures Applied (Direct Pressures)	207 (42)
66	Forced Turnovers	70
76	Second Balls	82
108.8 km	Total Distance Covered	106.2 km
15.2 km	High Speed (Zone 4) Distance Covered	14.6 km



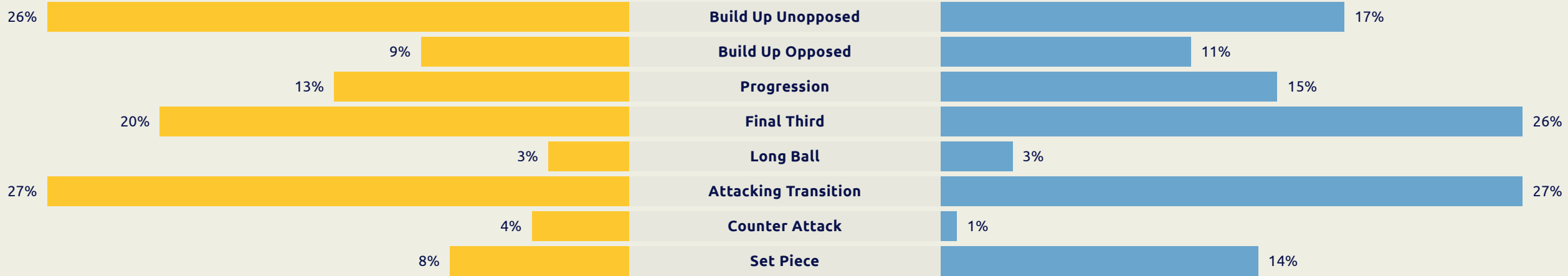
Brazil

Phases of Play

Nigeria



IN POSSESSION



OUT OF POSSESSION

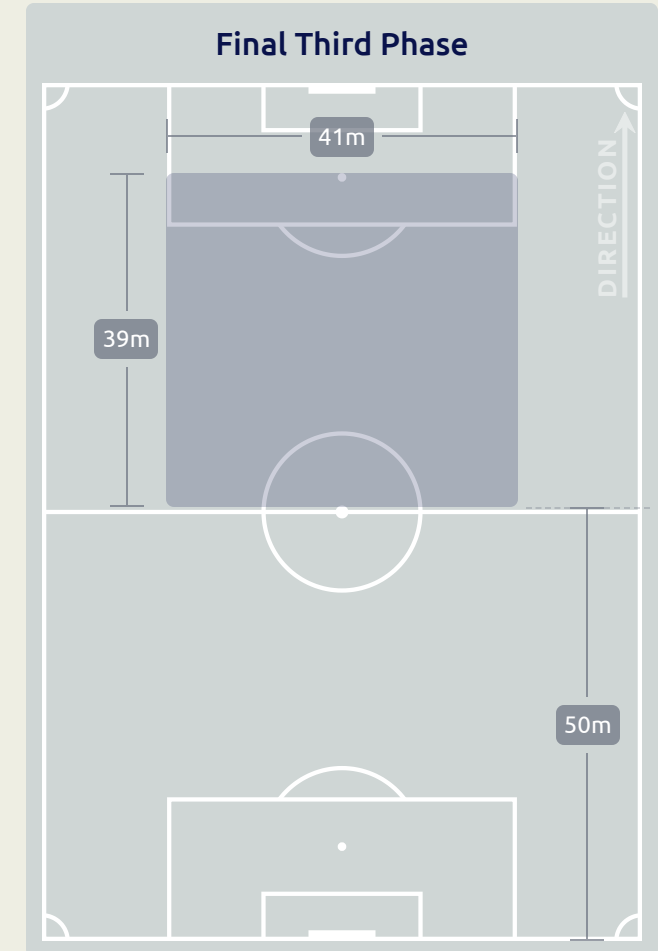
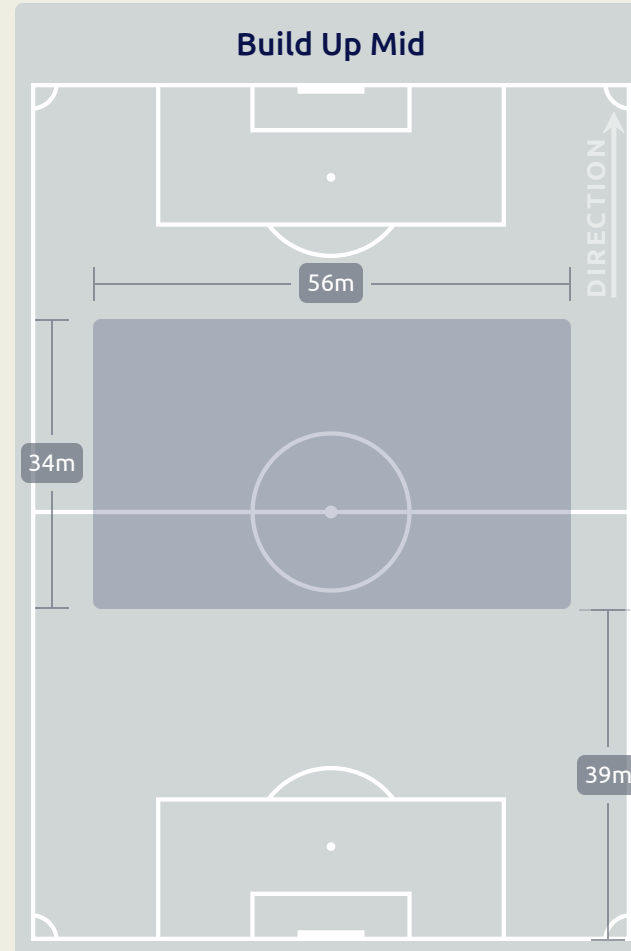
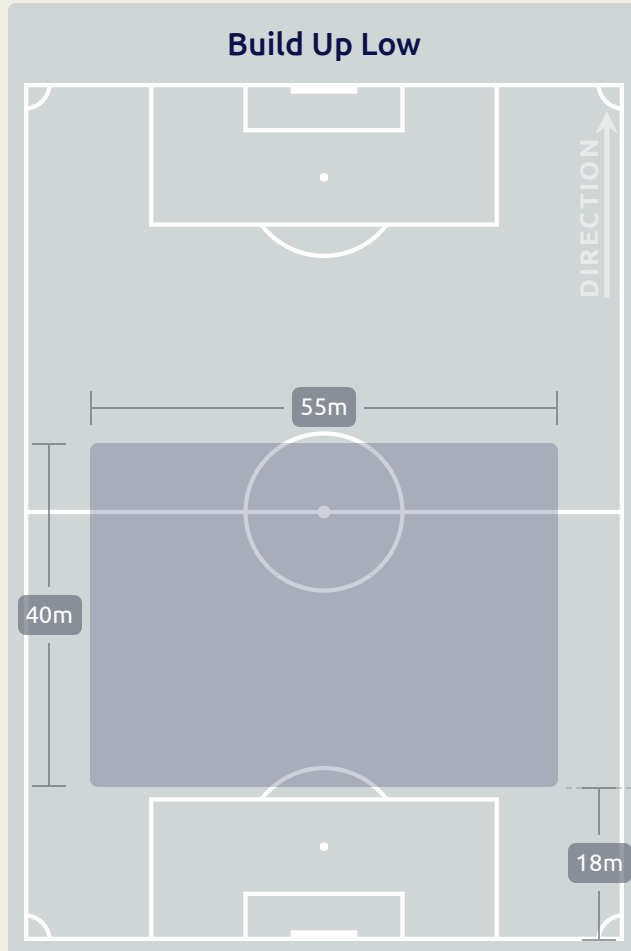


IN POSSESSION



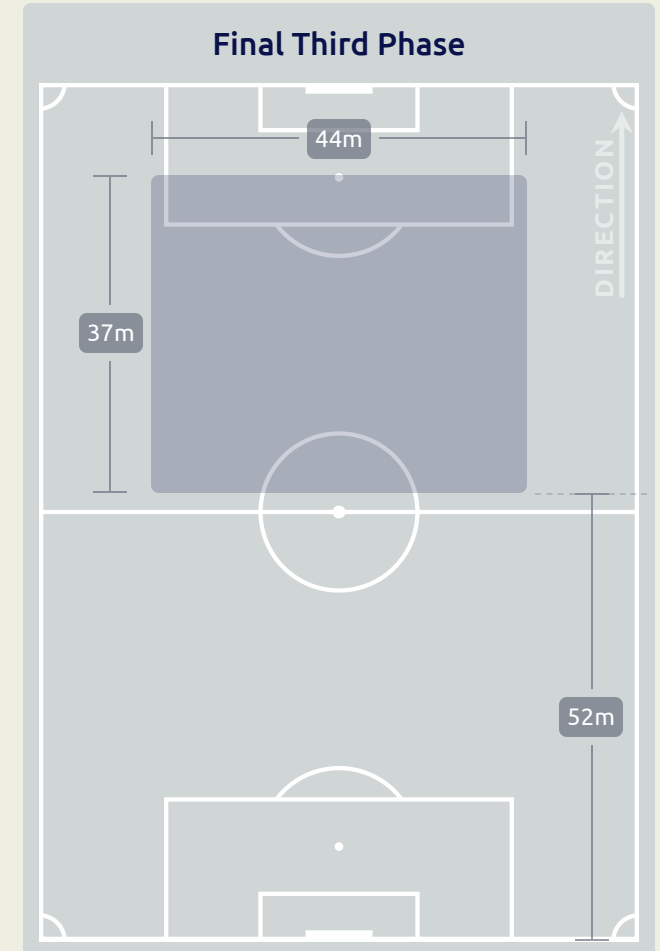
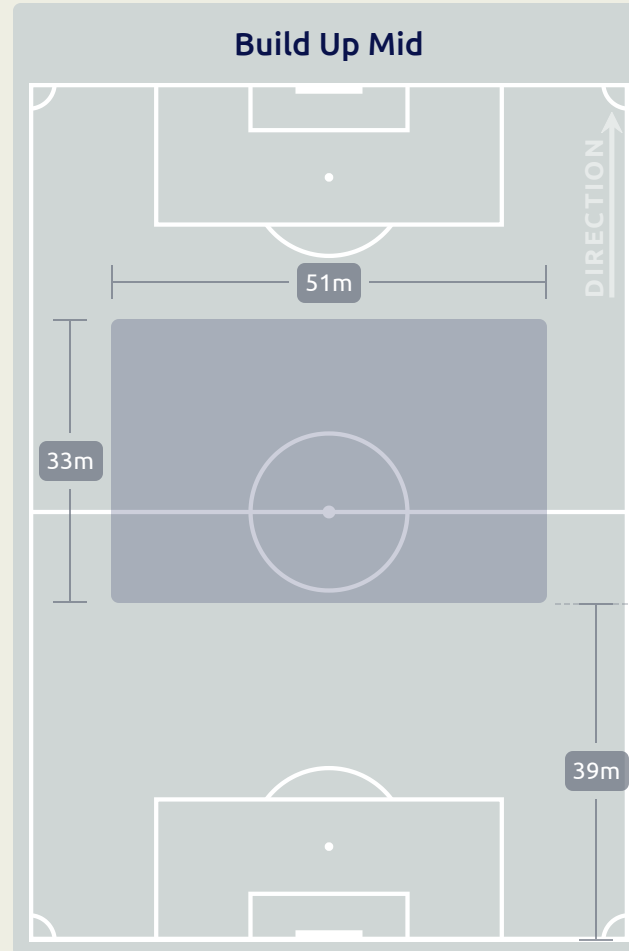
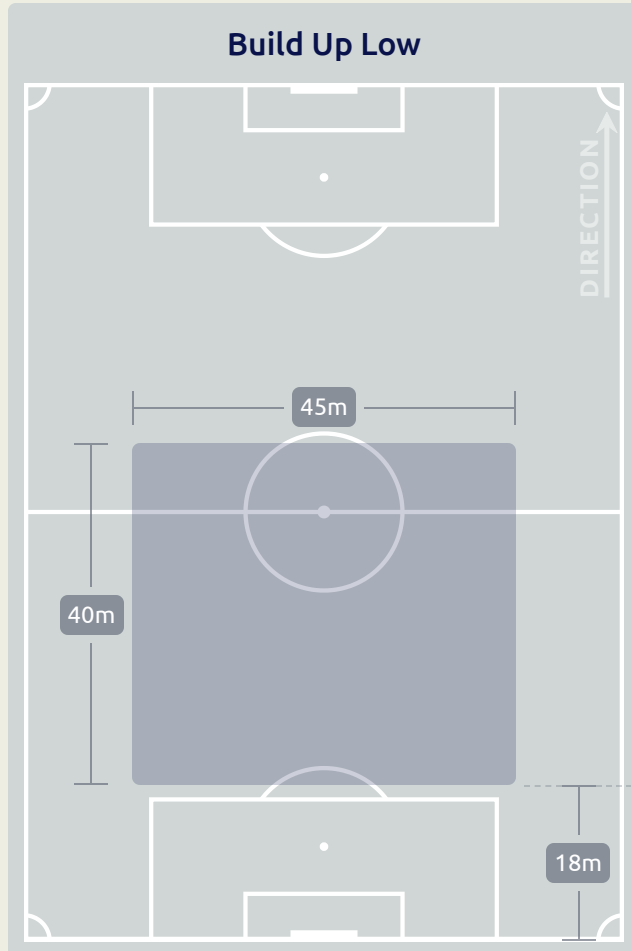
Brazil v Nigeria

In Possession Line Height & Team Length





In Possession Line Height & Team Length



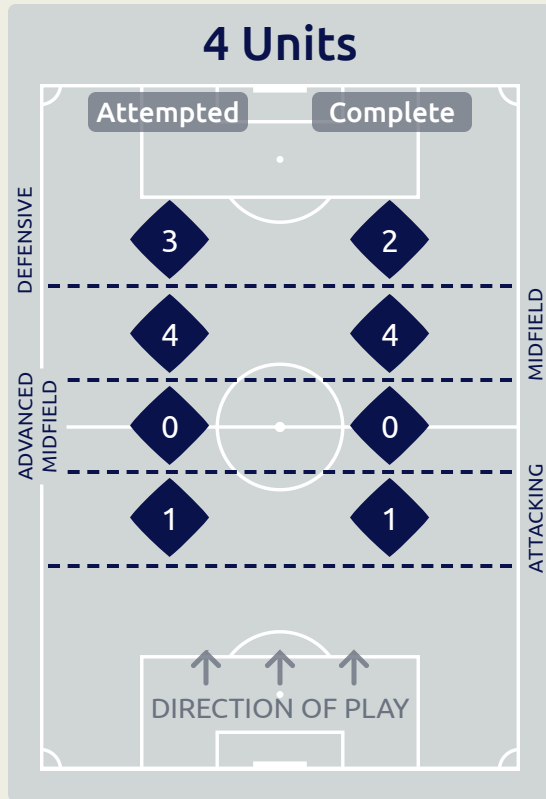
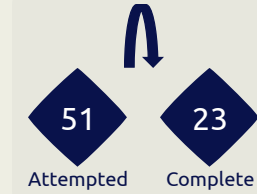
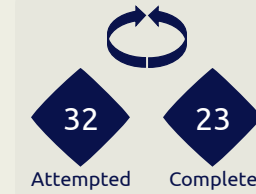
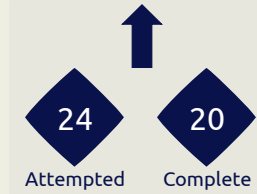
Line Breaks



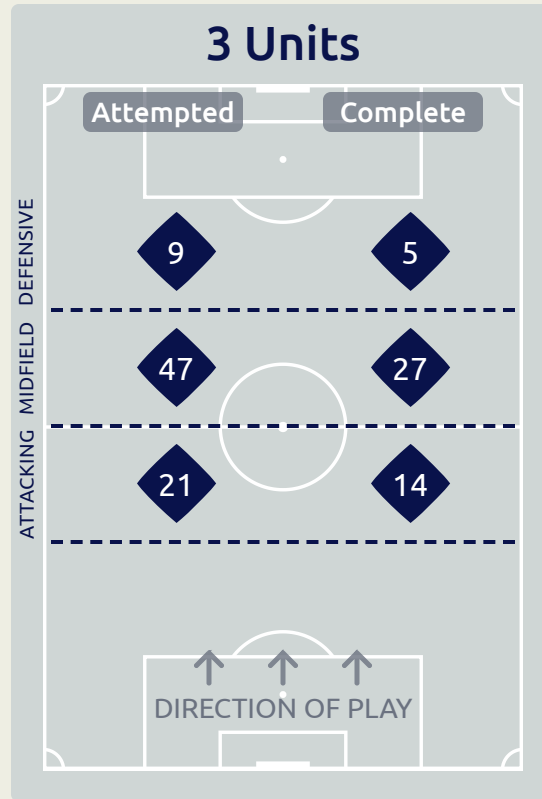
Brazil

Attempted Line Breaks

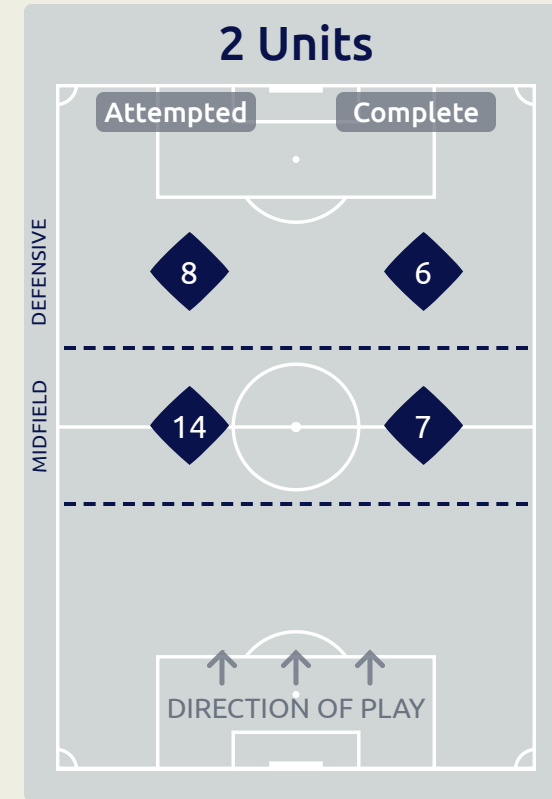
107



Attempted Line Breaks	8
Inside Shape	4
Outside Shape	4



Attempted Line Breaks	77
Inside Shape	55
Outside Shape	22



Attempted Line Breaks	22
Inside Shape	17
Outside Shape	5

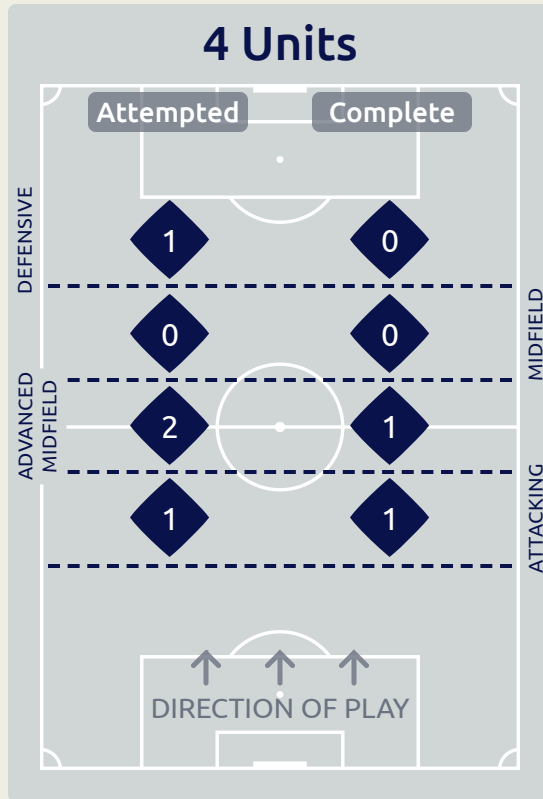
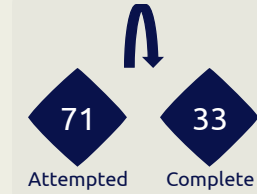
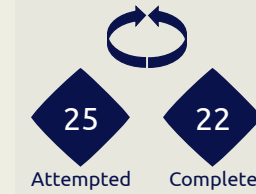
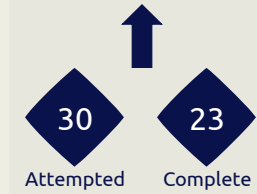
Line Breaks



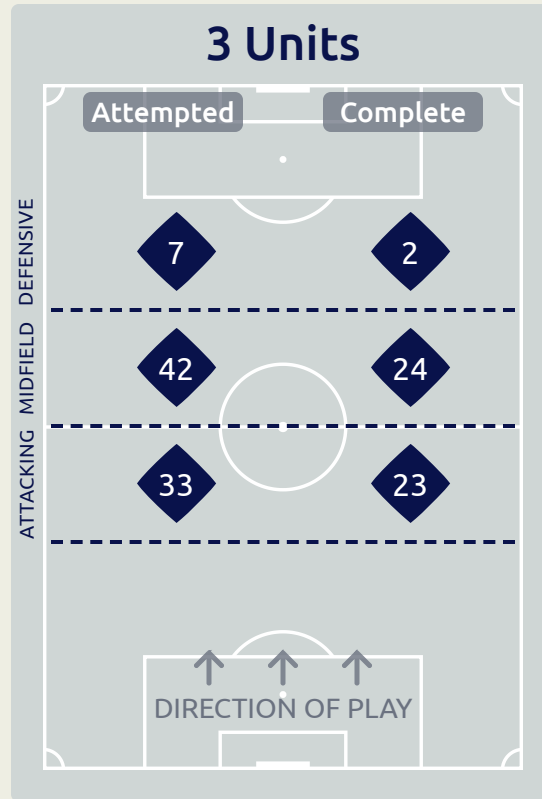
Nigeria

Attempted Line Breaks

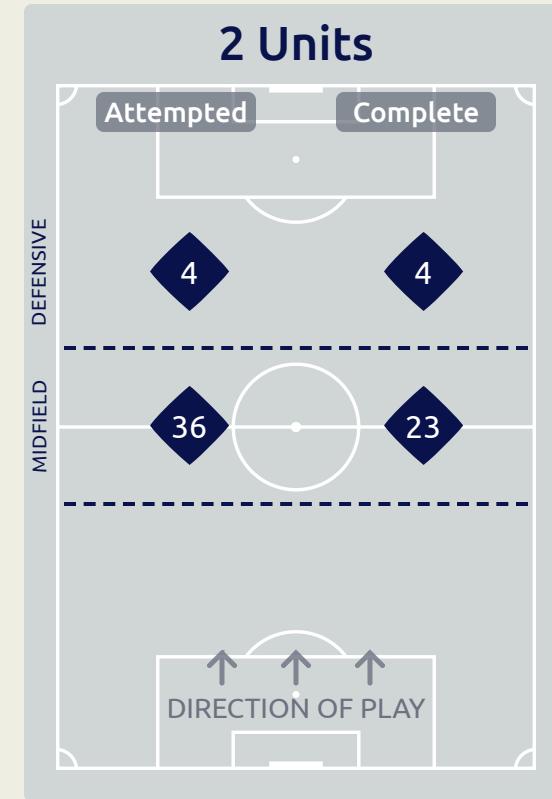
126



Attempted Line Breaks	4
Inside Shape	3
Outside Shape	1



Attempted Line Breaks	82
Inside Shape	59
Outside Shape	23



Attempted Line Breaks	40
Inside Shape	31
Outside Shape	9

Line Breaks



					4 Units				3 Units			2 Units		Direction			Distribution Type		
#	Player	Line Breaks Attempted	Line Breaks Completed	Line Break Completion %	Attacking Line	Attacking Midfield Line	Midfield Line	Defensive Line	Attacking Line	Midfield Line	Defensive Line	Midfield Line	Defensive Line	Through	Around	Over	Pass	Cross	Ball Progression
1	MYCAEL	9	3	33%	0	0	0	1	4	4	0	0	0	1	0	8	9	0	0
2	ARTHUR	13	8	61%	1	0	0	0	4	5	0	3	0	1	6	6	13	0	0
3	JEAN PEDROSO	7	3	42%	0	0	0	0	2	5	0	0	0	1	2	4	7	0	0
4	ROBERT RENAN	27	18	66%	0	0	1	1	6	13	1	2	3	6	7	14	24	1	2
5	ANDREY SANTOS	11	9	81%	0	0	0	0	2	4	3	2	0	6	3	2	11	0	0
6	KAIKI	8	3	37%	0	0	0	0	1	2	2	1	2	2	1	5	8	0	0
8	MARLON GOMES	3	3	100%	0	0	1	0	1	1	0	0	0	0	1	2	3	0	0
9	MARCOS LEONARDO	2	2	100%	0	0	1	0	0	0	0	0	1	1	1	0	2	0	0
11	GUILHERME BIRO	7	4	57%	0	0	0	0	0	3	2	2	0	0	2	5	6	1	0
16	MARQUINHOS	6	3	50%	0	0	0	0	0	3	1	2	0	1	3	2	5	0	1
20	SAVIO	8	6	75%	0	0	1	0	1	3	0	1	2	4	2	2	4	2	2
10	MATHEUS MARTINS	0	0	0%	0	0	0	0	0	0	0	0	0	0	0	0	0	0	0
13	ANDRE DHOMINIQUE	1	1	100%	0	0	0	0	0	1	0	0	0	0	1	0	1	0	0
14	DOUGLAS MENDES	1	0	0%	0	0	0	0	0	1	0	0	0	0	0	1	1	0	0
17	GIOVANE	3	2	66%	0	0	0	0	0	2	0	1	0	1	2	0	2	0	1
18	KEVIN	1	1	100%	0	0	0	1	0	0	0	0	0	0	1	0	0	0	1

Line Breaks



					4 Units				3 Units			2 Units		Direction			Distribution Type		
#	Player	Line Breaks Attempted	Line Breaks Completed	Line Break Completion %	Attacking Line	Attacking Midfield Line	Midfield Line	Defensive Line	Attacking Line	Midfield Line	Defensive Line	Midfield Line	Defensive Line	Through	Around	Over	Pass	Cross	Ball Progression
21	ANIAGBOSO Kingsley	6	2	33%	0	0	0	0	5	1	0	0	0	2	0	4	6	0	0
2	NJOKU Augustine	20	11	55%	0	0	0	0	5	6	2	7	0	2	6	12	20	0	0
3	AGBALAKA Solomon	28	16	57%	0	1	0	0	7	10	1	8	1	4	5	19	26	2	0
4	DAGA Daniel	10	6	60%	0	0	0	0	0	4	2	4	0	2	2	6	9	1	0
5	OGWUCHE Abel	14	10	71%	0	0	0	0	9	1	1	3	0	4	3	7	13	0	1
6	BAMEYI Daniel	14	8	57%	1	0	0	0	4	8	0	1	0	1	4	9	13	0	1
9	LAWAL Salim Fago	0	0	0%	0	0	0	0	0	0	0	0	0	0	0	0	0	0	0
10	ELETU Victor Ehuwa	5	3	60%	0	1	0	0	1	1	0	2	0	2	0	3	5	0	0
15	SUNDAY Jude	3	3	100%	0	0	0	0	0	1	0	1	1	2	1	0	3	0	0
18	LAWAL Samson	6	5	83%	0	0	0	0	0	2	0	3	1	6	0	0	5	0	1
19	EMMANUEL Umeh	0	0	0%	0	0	0	0	0	0	0	0	0	0	0	0	0	0	0
7	HALIRU SARKI Rilwanu	4	2	50%	0	0	0	0	0	2	0	2	0	0	0	4	2	2	0
8	NNADI Tochukwu	9	7	77%	0	0	0	1	1	3	0	4	0	3	2	4	9	0	0
14	ABDULLAHI Ibrahim	4	2	50%	0	0	0	0	0	3	1	0	0	2	1	1	3	0	1
17	IBRAHIM Kehinde	1	1	100%	0	0	0	0	0	0	0	0	1	0	0	1	1	0	0
20	JOHN Joshua	2	2	100%	0	0	0	0	1	0	0	1	0	0	1	1	2	0	0



Passing Networks

#	Passes From ↓ to →	MYCAEL	ARTHUR	JEAN PEDROSO	ROBERT RENAN	ANDREY SANTOS	KAIKI	MARLON GOMES	MARCOS LEONARDO	GUILHERME BIRO	MARQUINHOS	SAVIO	MATHEUS MARTINS	ANDRE DHOMINIQUE	DOUGLAS MENDES	GIOVANE	KEVIN
1	MYCAEL		2	4	11	3	2	1	0	1	1	1	0	0	0	0	0
2	ARTHUR	2		2	7	0	0	4	0	0	1	2	0	0	0	0	1
3	JEAN PEDROSO	6	6		13	2	0	1	0	0	1	1	0	0	0	1	0
4	ROBERT RENAN	8	1	10		6	4	1	1	3	2	1	2	0	1	0	1
5	ANDREY SANTOS	1	1	5	5		2	1	2	3	1	3	0	0	0	1	1
6	KAIKI	0	0	0	1	1		0	0	1	1	0	0	0	0	0	0
8	MARLON GOMES	0	6	5	0	0	0		1	0	0	6	0	1	1	2	0
9	MARCOS LEONARDO	0	1	1	0	1	0	1		1	4	3	0	0	0	0	0
11	GUILHERME BIRO	0	0	1	2	3	3	0	0		2	2	0	0	0	0	0
16	MARQUINHOS	0	1	1	1	1	1	1	2	2		1	0	0	0	1	0
20	SAVIO	0	4	0	0	1	1	2	5	1	0		0	0	0	0	0
10	MATHEUS MARTINS	0	0	0	0	1	0	0	0	0	0	0		0	0	1	1
13	ANDRE DHOMINIQUE	0	0	0	0	0	0	0	0	0	0	0	0		0	0	1
14	DOUGLAS MENDES	0	0	1	0	0	0	0	0	0	0	0	0	0		0	0
17	GIOVANE	0	0	0	2	1	0	0	0	0	1	1	0	0	0		1
18	KEVIN	1	0	0	0	0	0	0	0	1	0	0	1	0	0	0	

Top 5 Player to Player Passers		
Player	Passed To	% of Total Team Passes
JEAN PEDROSO	ROBERT RENAN	5.5%
MYCAEL	ROBERT RENAN	4.6%
ROBERT RENAN	JEAN PEDROSO	4.2%
ROBERT RENAN	MYCAEL	3.4%
ARTHUR	ROBERT RENAN	3%

Passing Networks

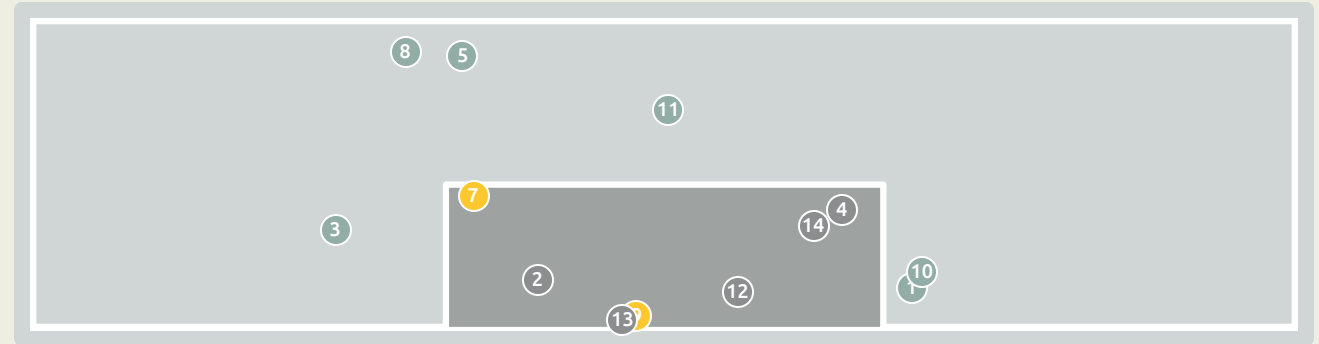
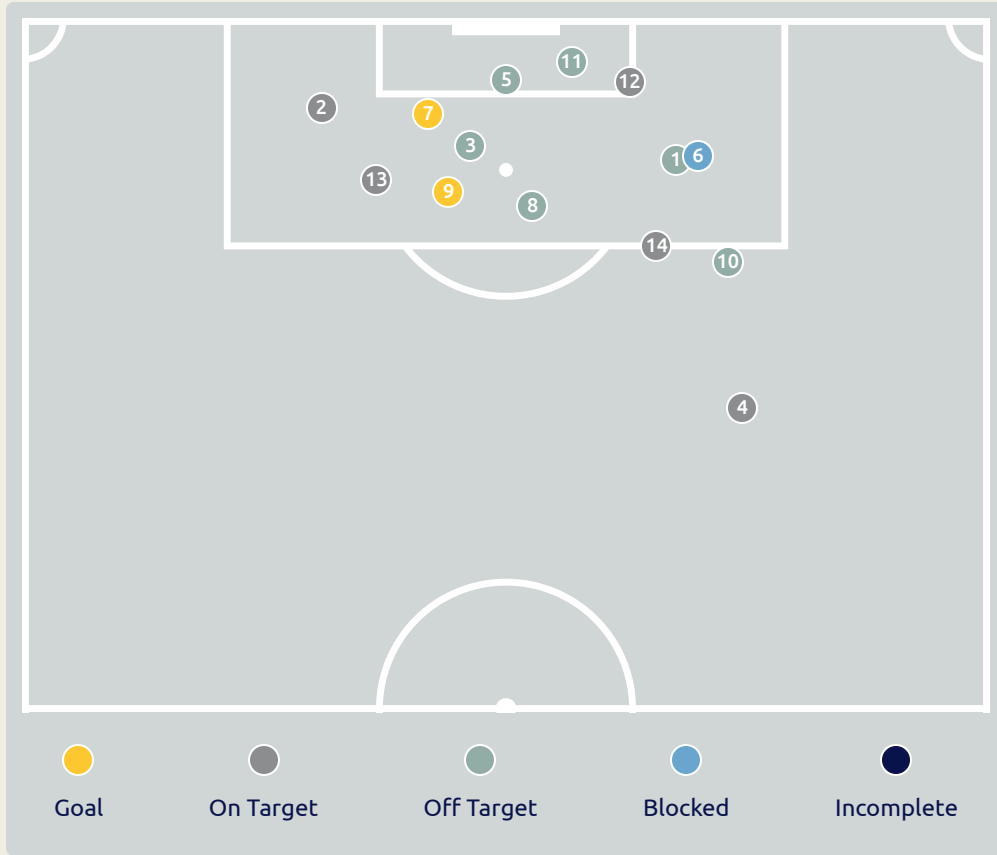







#	Passes From ↓ to →	ANIAGBOSO Kingsley	NJOKU Augustine	AGBALAKA Solomon	DAGA Daniel	OGWUCHE Abel	BAMEYI Daniel	LAWAL Salim Fago	ELETU Victor Ehuwa	SUNDAY Jude	LAWAL Samson	EMMANUEL Umeh	HALIRU SARKI Rilwanu	NNADI Tochukwu	ABDULLAHI Ibrahim	IBRAHIM Kehinde	JOHN Joshua
21	ANIAGBOSO Kingsley		2	4	2	4	6	0	0	1	0	0	0	0	0	0	0
2	NJOKU Augustine	0		0	5	0	5	1	0	1	1	3	2	3	0	0	1
3	AGBALAKA Solomon	0	2		0	3	0	2	2	4	0	2	0	4	0	1	2
4	DAGA Daniel	1	1	1		2	3	3	1	2	2	0	0	0	0	0	0
5	OGWUCHE Abel	0	0	3	5		8	1	1	1	1	2	0	7	0	0	1
6	BAMEYI Daniel	3	10	0	1	4		0	1	0	1	0	2	4	1	0	1
9	LAWAL Salim Fago	0	0	1	0	0	0		2	2	3	1	0	0	0	0	0
10	ELETU Victor Ehuwa	0	2	1	2	0	1	0		4	3	2	0	0	0	0	0
15	SUNDAY Jude	0	0	4	0	3	0	1	2		5	1	0	4	0	0	2
18	LAWAL Samson	0	4	2	3	2	1	1	3	2		1	0	3	0	0	1
19	EMMANUEL Umeh	0	0	0	1	1	1	0	2	1	2		2	1	0	0	0
7	HALIRU SARKI Rilwanu	0	1	0	0	0	0	0	0	0	1	0		2	1	1	1
8	NNADI Tochukwu	1	3	3	0	4	1	0	0	2	3	2	3		4	0	4
14	ABDULLAHI Ibrahim	0	0	0	0	0	1	0	0	0	0	0	0	1		1	0
17	IBRAHIM Kehinde	0	0	1	0	0	0	0	0	0	0	0	0	1	0		0
20	JOHN Joshua	0	1	3	0	1	2	0	0	2	3	0	0	2	1	0	

Top 5 Player to Player Passers		
Player	Passed To	% of Total Team Passes
BAMEYI Daniel	NJOKU Augustine	3.5%
OGWUCHE Abel	BAMEYI Daniel	2.8%
OGWUCHE Abel	NNADI Tochukwu	2.4%
ANIAGBOSO Kingsley	BAMEYI Daniel	2.1%

NJOKU Augustine	DAGA Daniel	1.7%
-----------------	-------------	------

Attempts at Goal



Key	Outcome	Shots
	Goals	2
	On Target	5
	Off Target	6
	Blocked	1
	Incomplete	0



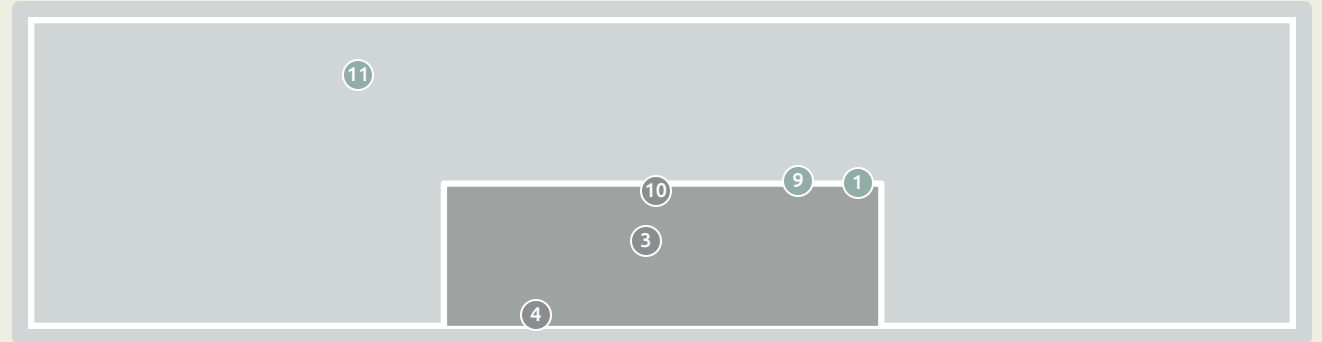
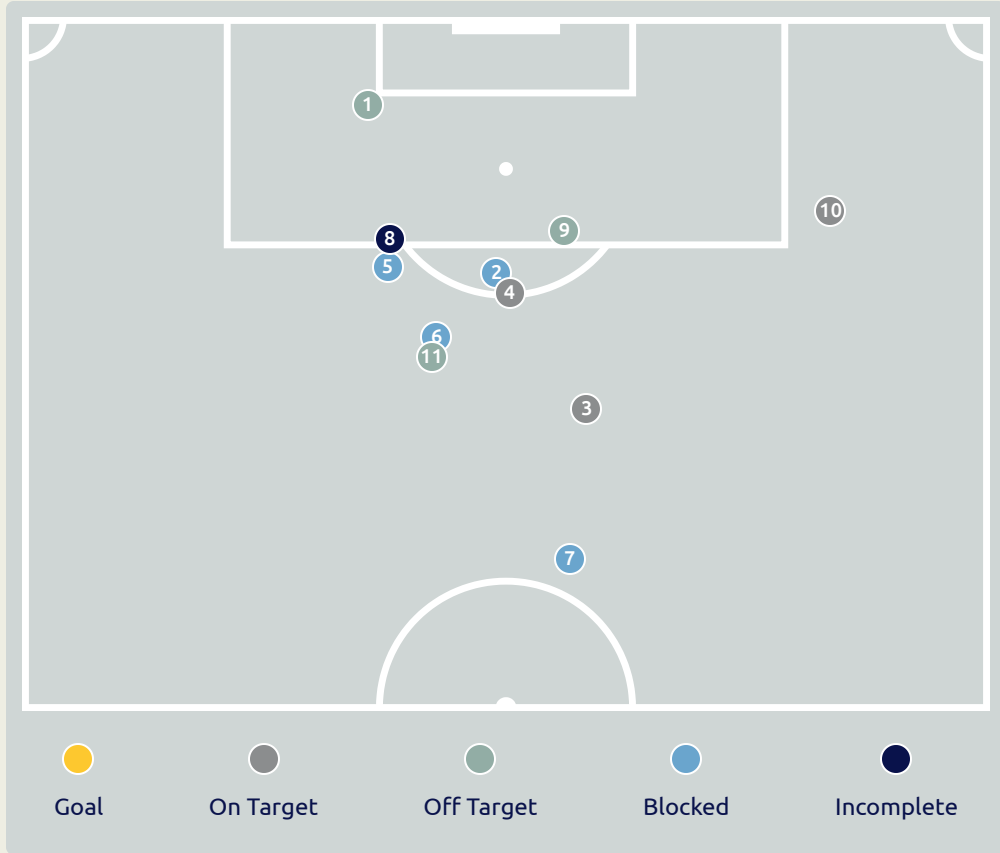
Attempts at Goal

Time	Player	Outcome	Body Part	Delivery Type
9	20 SAVIO	Off Target	Left Foot	Loose Ball
13	16 MARQUINHOS	On Target - Saved	Left Foot	Pass
14	3 JEAN PEDROSO	Off Target	Head	Cross
25	16 MARQUINHOS	On Target - Saved	Left Foot	Freekick
31	9 MARCOS LEONARDO	Off Target	Right Foot	Cross
34	20 SAVIO	Incomplete - Blocked	Left Foot	Ball Progression
42	3 JEAN PEDROSO	On Target - Goal	Head	Corner
45	20 SAVIO	Off Target	Left Foot	Pass
46	16 MARQUINHOS	On Target - Goal	Left Foot	Pass
48	9 MARCOS LEONARDO	Off Target	Right Foot	Freekick
49	3 JEAN PEDROSO	Off Target	Head	Corner
56	20 SAVIO	On Target - Saved	Left Foot	Ball Progression
57	11 GUILHERME BIRO	On Target - Saved	Right Foot	Other
94	10 MATHEUS MARTINS	On Target - Saved	Right Foot	Pass

Nigeria



Attempts at Goal



Key	Outcome	Shots
●	Goals	0
●	On Target	3
●	Off Target	3
●	Blocked	4
●	Incomplete	1

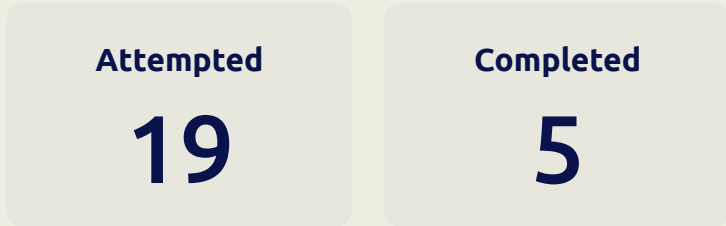
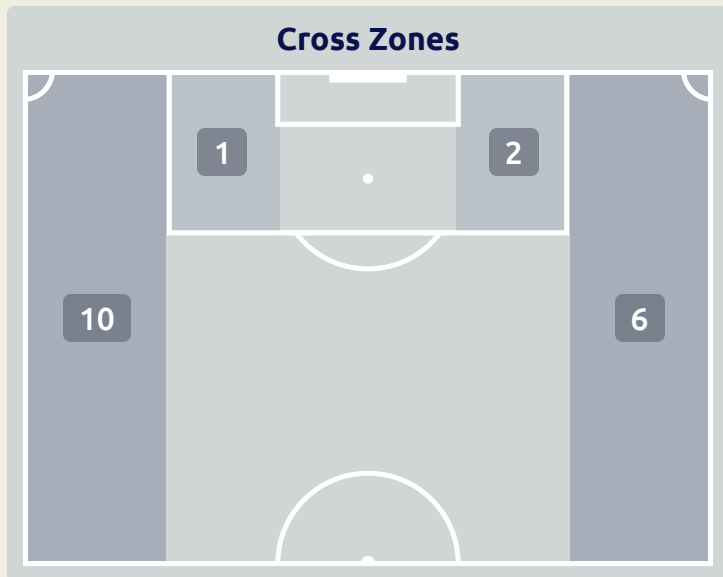
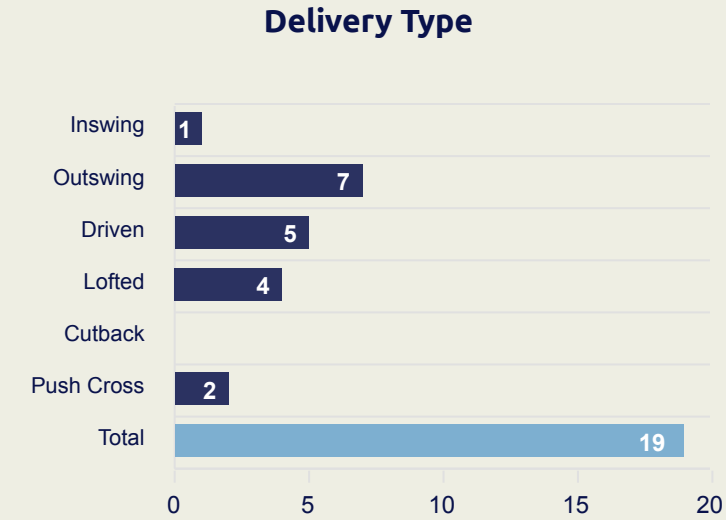
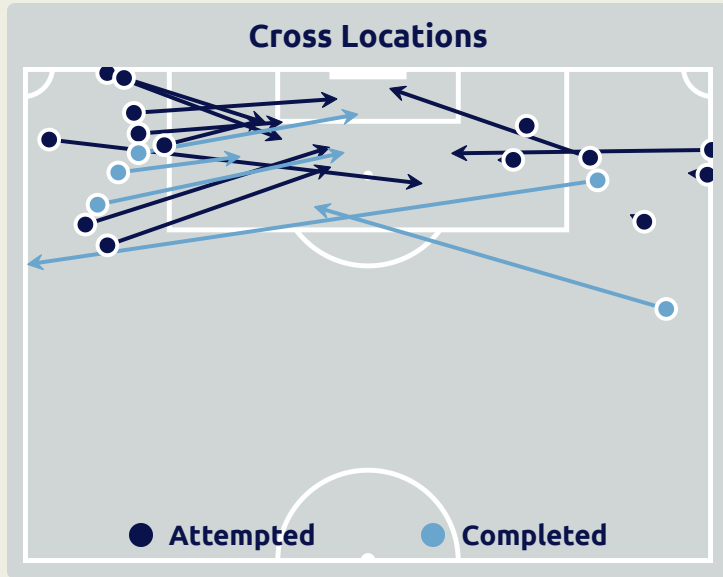
Attempts at Goal

Nigeria



Time	Player	Outcome	Body Part	Delivery Type
7	15 SUNDAY Jude	Off Target	Right Foot	Cross
27	9 LAWAL Salim Fago	Incomplete - Blocked	Right Foot	Pass
29	15 SUNDAY Jude	On Target - Saved	Right Foot	Loose Ball
30	9 LAWAL Salim Fago	On Target - Saved	Right Foot	Pass
39	18 LAWAL Samson	Incomplete - Blocked	Right Foot	Freekick
39	4 DAGA Daniel	Incomplete - Blocked	Right Foot	Loose Ball
39	6 BAMEYI Daniel	Incomplete - Blocked	Right Foot	Loose Ball
41	15 SUNDAY Jude	Incomplete - Defensive Event	Left Foot	Loose Ball
72	7 HALIRU SARKI Rilwanu	Deflected Off Target - Defensive Event	Left Foot	Pass
85	7 HALIRU SARKI Rilwanu	On Target - Saved	Left Foot	Freekick
87	8 NNADI Tochukwu	Off Target	Right Foot	Pass

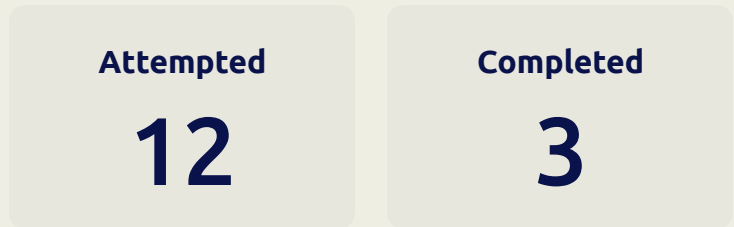
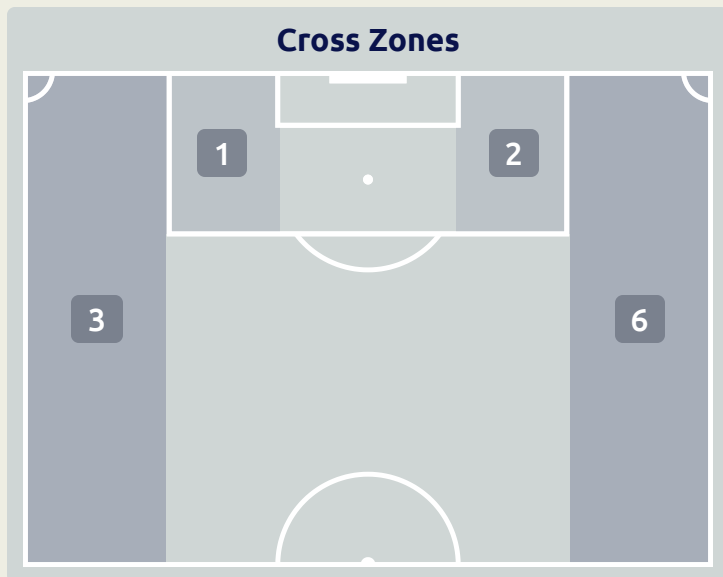
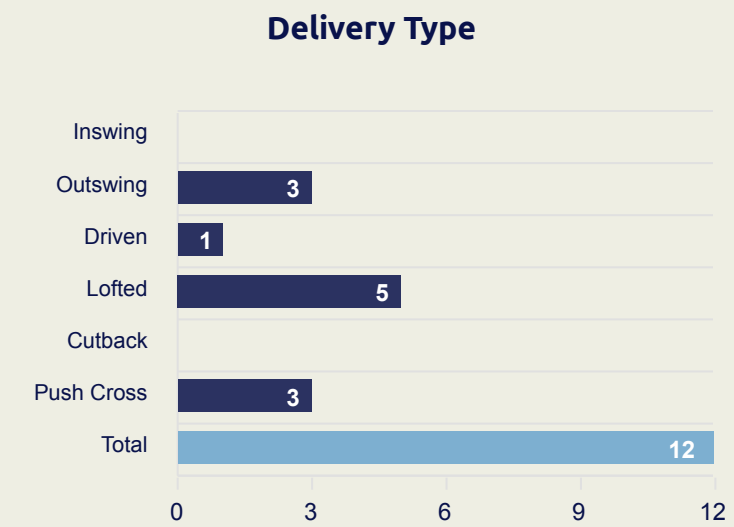
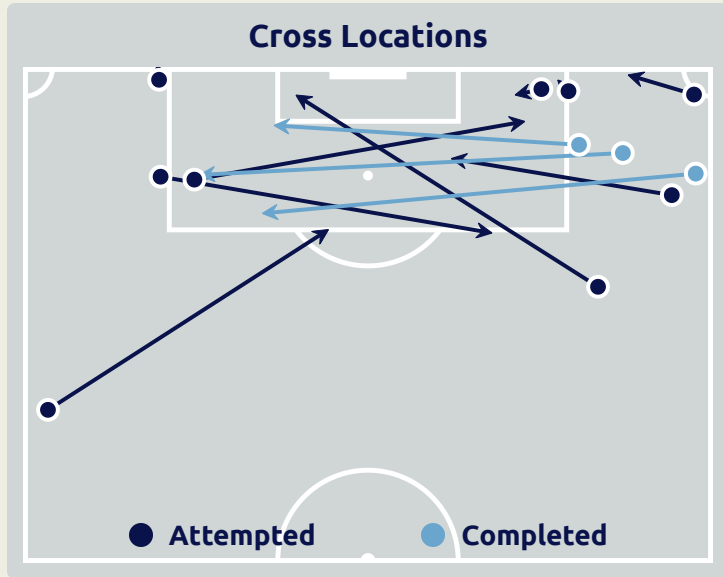
Crosses (Open Play)



#	Player	Inswing	Outswing	Driven	Lofted	Cutback	Push Cross	Total Attempted
1	MYCAEL	0	0	0	0	0	0	0
2	ARTHUR	0	2	2	0	0	0	4
3	JEAN PEDROSO	0	0	0	0	0	0	0
4	ROBERT RENAN	0	1	0	0	0	0	1
5	ANDREY SANTOS	0	0	0	0	0	0	0
6	KAIKI	0	0	3	1	0	0	4
8	MARLON GOMES	0	0	0	0	0	0	0
9	MARCOS LEONARDO	0	0	0	0	0	1	1
11	GUILHERME BIRO	0	2	0	1	0	0	3
16	MARQUINHOS	0	1	0	1	0	0	2
20	SAVIO	1	0	0	1	0	0	2
10	MATHEUS MARTINS	0	0	0	0	0	0	0
13	ANDRE DHOMINIQUE	0	0	0	0	0	0	0
14	DOUGLAS MENDES	0	0	0	0	0	0	0
17	GIOVANE	0	0	0	0	0	0	0
18	KEVIN	0	1	0	0	0	1	2



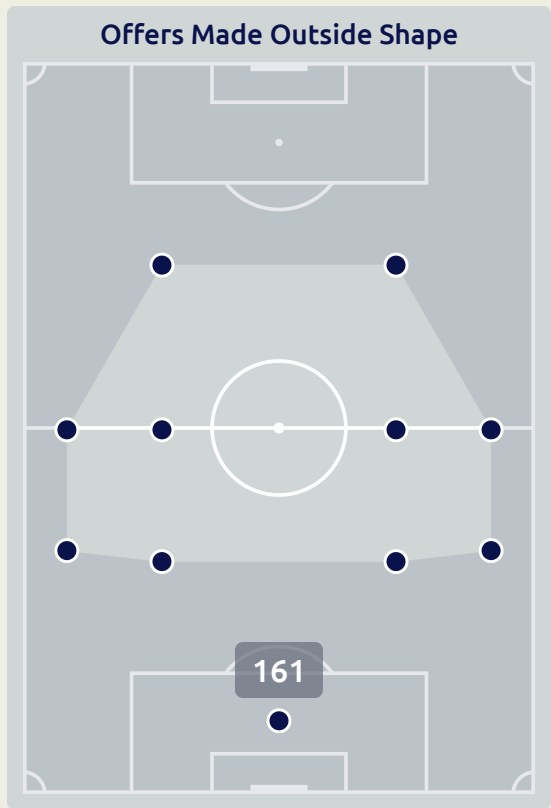
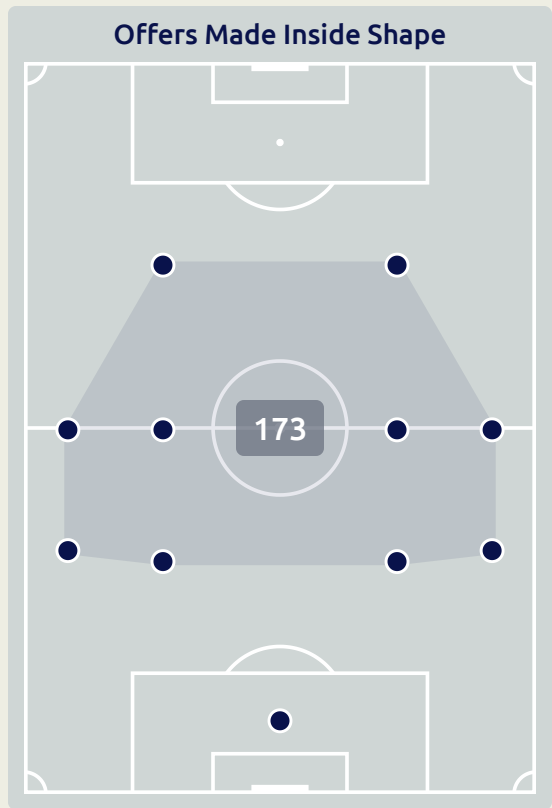
Crosses (Open Play)



#	Player	Inswing	Outswing	Driven	Lofted	Cutback	Push Cross	Total Attempted
21	ANIAGBOSO Kingsley	0	0	0	0	0	0	0
2	NJOKU Augustine	0	0	0	1	0	0	1
3	AGBALAKA Solomon	0	0	1	2	0	0	3
4	DAGA Daniel	0	0	0	0	0	0	0
5	OGWUCHE Abel	0	0	0	0	0	0	0
6	BAMEYI Daniel	0	0	0	0	0	0	0
9	LAWAL Salim Fago	0	1	0	0	0	0	1
10	ELETU Victor Ehuwa	0	0	0	0	0	0	0
15	SUNDAY Jude	0	2	0	0	0	0	2
18	LAWAL Samson	0	0	0	0	0	1	1
19	EMMANUEL Umeh	0	0	0	1	0	0	1
7	HALIRU SARKI Rilwanu	0	0	0	1	0	1	2
8	NNADI Tochukwu	0	0	0	0	0	0	0
14	ABDULLAHI Ibrahim	0	0	0	0	0	0	0
17	IBRAHIM Kehinde	0	0	0	0	0	1	1
20	JOHN Joshua	0	0	0	0	0	0	0



Offering to Receive



#	Player	Offers Made	Offers Received	% Made & Received
1	MYCAEL	14	3	21.4%
2	ARTHUR	25	7	28%
3	JEAN PEDROSO	22	9	40.9%
4	ROBERT RENAN	34	15	44.1%
5	ANDREY SANTOS	19	5	26.3%
6	KAIKI	11	4	36.4%
8	MARLON GOMES	32	9	28.1%
9	MARCOS LEONARDO	40	7	17.5%
11	GUILHERME BIRO	29	5	17.2%
16	MARQUINHOS	37	11	29.7%
20	SAVIO	38	17	44.7%
10	MATHEUS MARTINS	11	3	27.3%
13	ANDRE DHOMINIQUE	2	0	0%
14	DOUGLAS MENDES	0	0	0%
17	GIOVANE	12	4	33.3%
18	KEVIN	8	1	12.5%



Offering to Receive

358
Total Offers Made

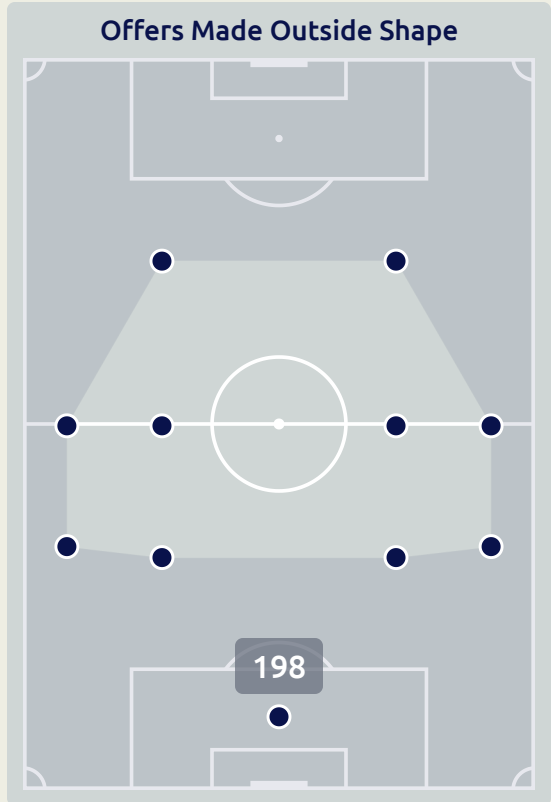
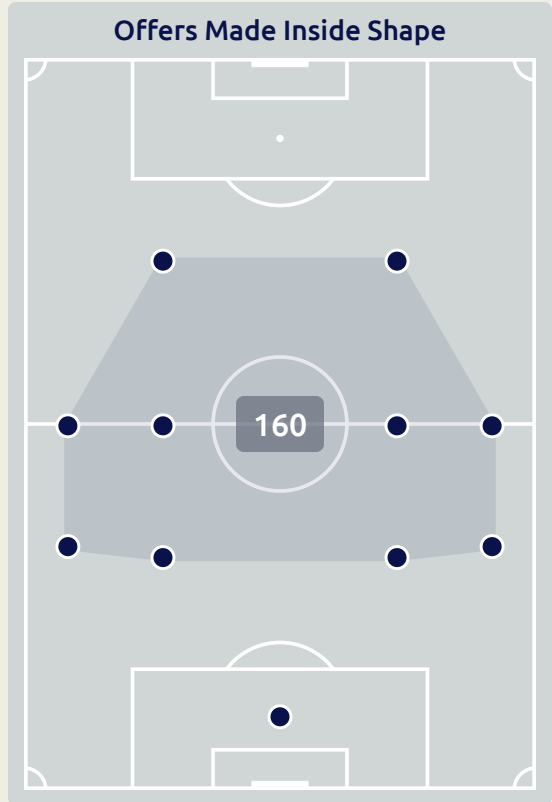
121
Total Offers Received

Most Offers
59
SUNDAY Jude
LEFT WINGER

157
Offers Made in Final Third

159
Offers Made in Middle Third

42
Offers Made in Defensive Third

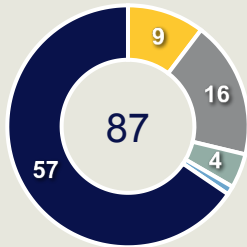


#	Player	Offers Made	Offers Received	% Made & Received
21	ANIAGBOSO Kingsley	0	0	0%
2	NJOKU Augustine	42	11	26.2%
3	AGBALAKA Solomon	25	6	24%
4	DAGA Daniel	6	3	50%
5	OGWUCHE Abel	11	6	54.5%
6	BAMEYI Daniel	20	10	50%
9	LAWAL Salim Fago	24	4	16.7%
10	ELETU Victor Ehuwa	36	9	25%
15	SUNDAY Jude	59	21	35.6%
18	LAWAL Samson	29	11	37.9%
19	EMMANUEL Umeh	22	8	36.4%
7	HALIRU SARKI Rilwanu	22	9	40.9%
8	NNADI Tochukwu	19	8	42.1%
14	ABDULLAHI Ibrahim	5	1	20%
17	IBRAHIM Kehinde	5	2	40%
20	JOHN Joshua	33	12	36.4%

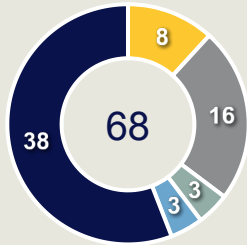
Movement to Receive

Movement Types by Phase

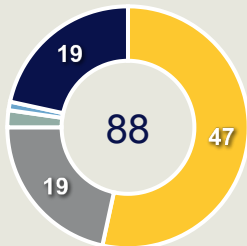
Final Third Phase



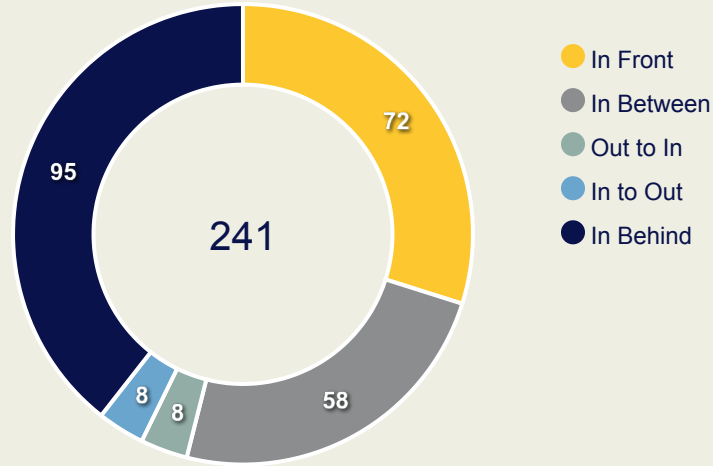
Progression Phase



Build Up Phase



All Movement Types

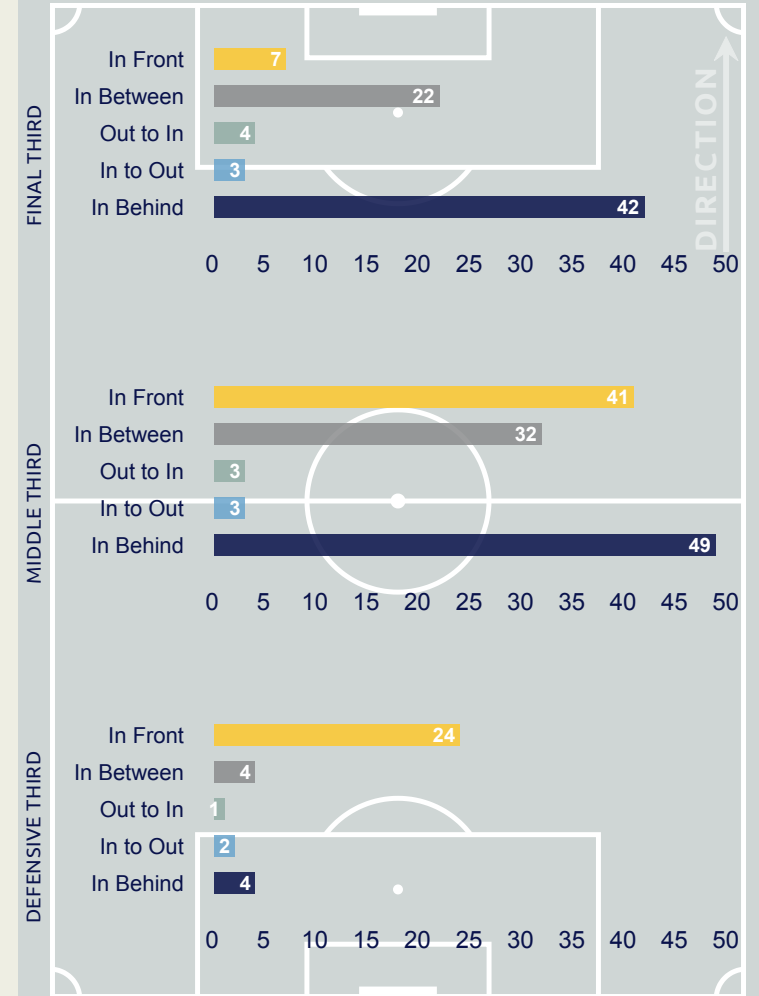


- In Front
- In Between
- Out to In
- In to Out
- In Behind

Top Ranked Players

Type	Player	Movements
In Front	8 MARLON GOMES	19
In Between	9 MARCOS LEONARDO	18
Out to In	9 MARCOS LEONARDO	3
In to Out	9 MARCOS LEONARDO	2
In Behind	20 SAVIO	25

Movement Types Pitch Third

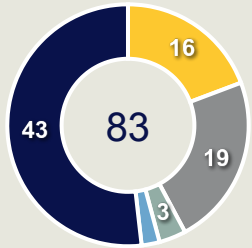




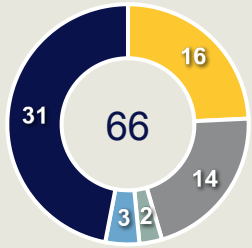
Movement to Receive

Movement Types by Phase

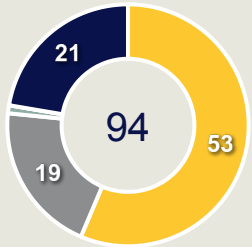
Final Third Phase



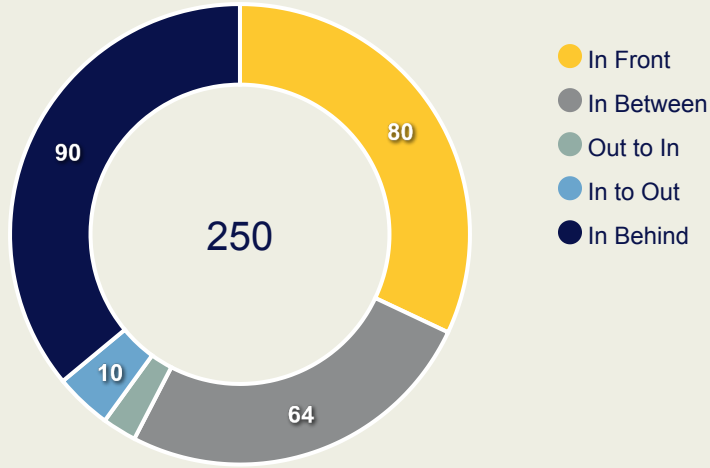
Progression Phase



Build Up Phase



All Movement Types

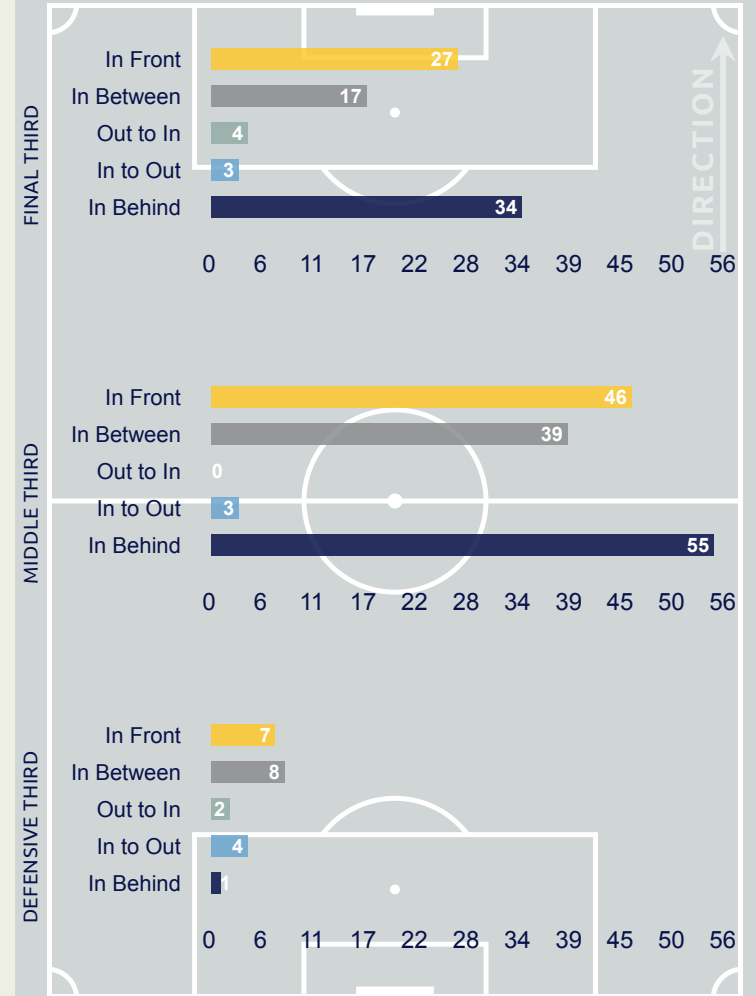


- In Front
- In Between
- Out to In
- In to Out
- In Behind

Top Ranked Players

Type	Player	Movements
In Front	20 JOHN Joshua	17
In Between	10 ELETU Victor Ehuwa	21
Out to In	10 ELETU Victor Ehuwa	1
In to Out	15 SUNDAY Jude	4
In Behind	9 LAWAL Salim Fago	19

Movement Types Pitch Third



OUT OF POSSESSION



Brazil v Nigeria



Defensive Actions

66

Forced Turnovers

70

Possession Regained

6

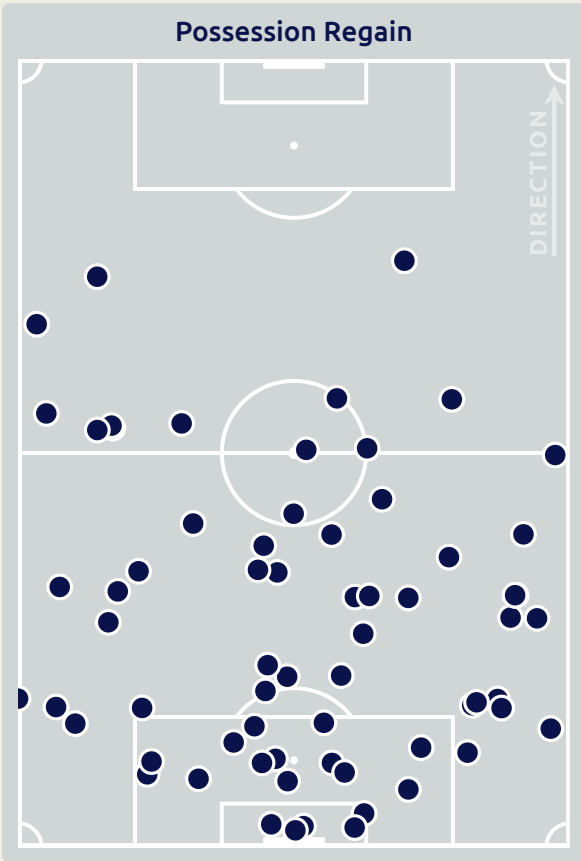
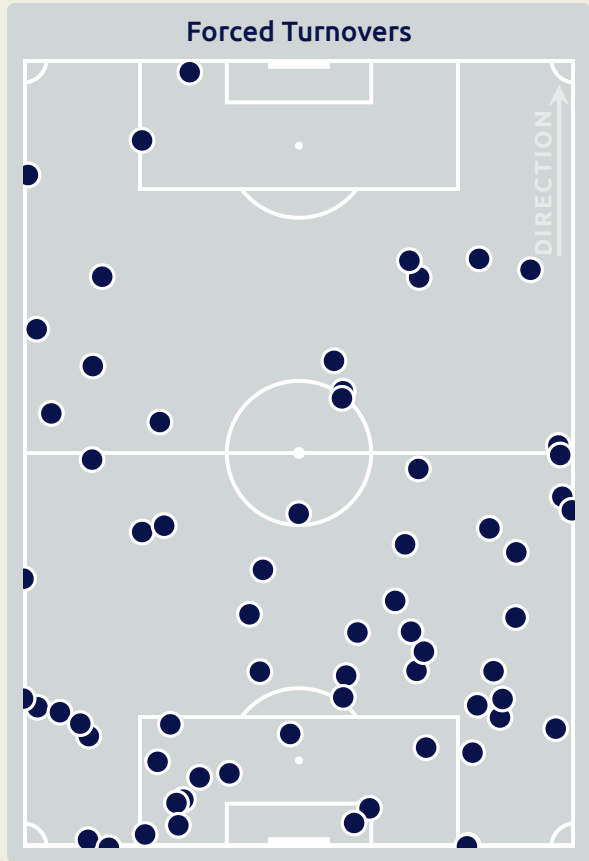
Interceptions

39

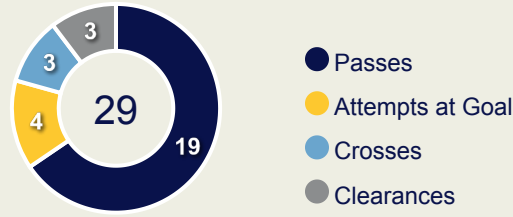
Tackles

2.55

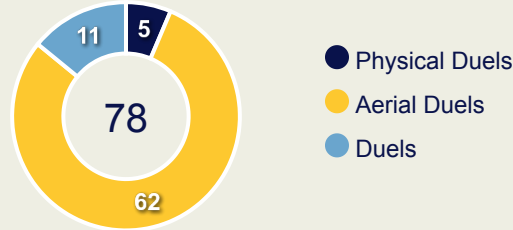
Possession Actions /
Defensive Action



Blocks



Possession Contests



Most Possession Regains

14

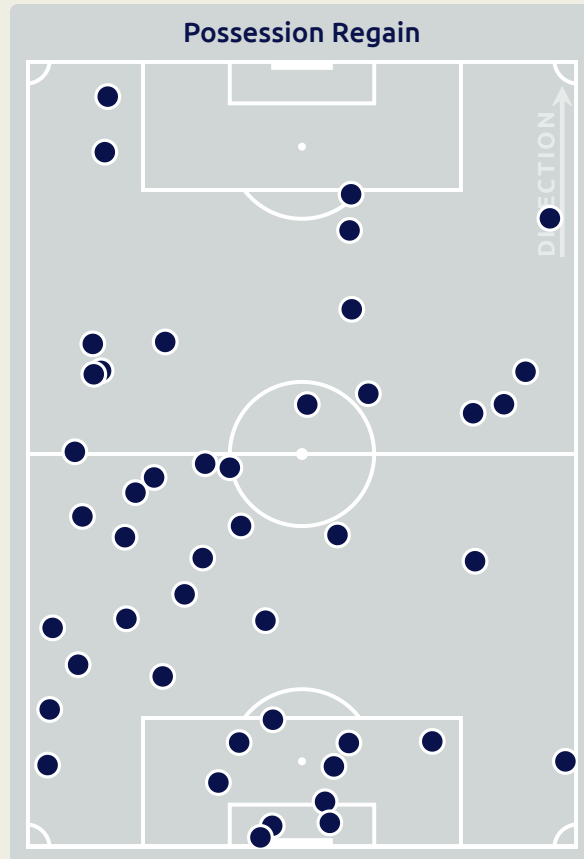
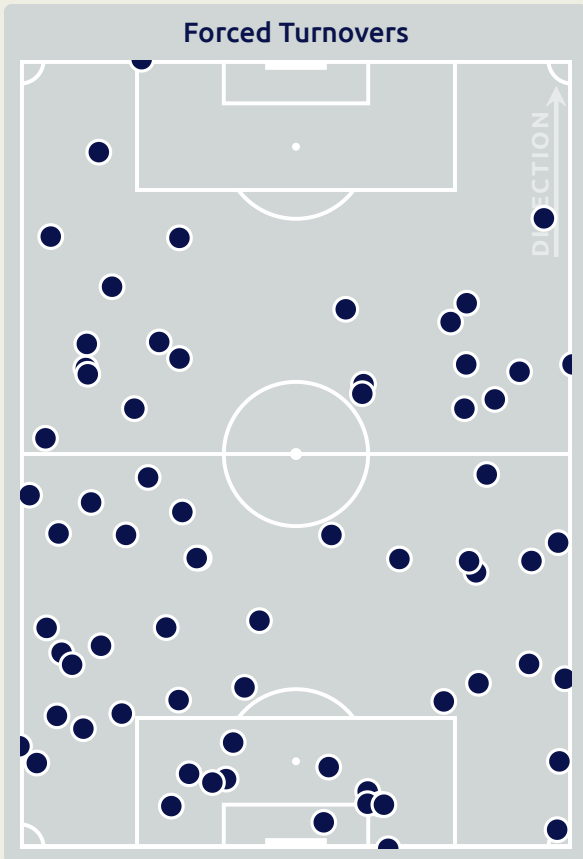
ANDREY SANTOS

DEFENSIVE MIDFIELD CENTRE

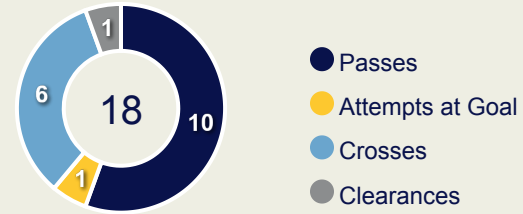
#	Player	Total Possession Regains
1	MYCAEL	11
2	ARTHUR	6
3	JEAN PEDROSO	13
4	ROBERT RENAN	3
5	ANDREY SANTOS	14
6	KAIKI	7
8	MARLON GOMES	8
9	MARCOS LEONARDO	1
11	GUILHERME BIRO	2
16	MARQUINHOS	3
20	SAVIO	1
10	MATHEUS MARTINS	0
13	ANDRE DHOMINIQUE	1
14	DOUGLAS MENDES	0
17	GIOVANE	0
18	KEVIN	0



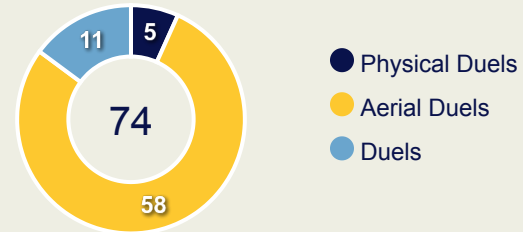
Defensive Actions



Blocks



Possession Contests



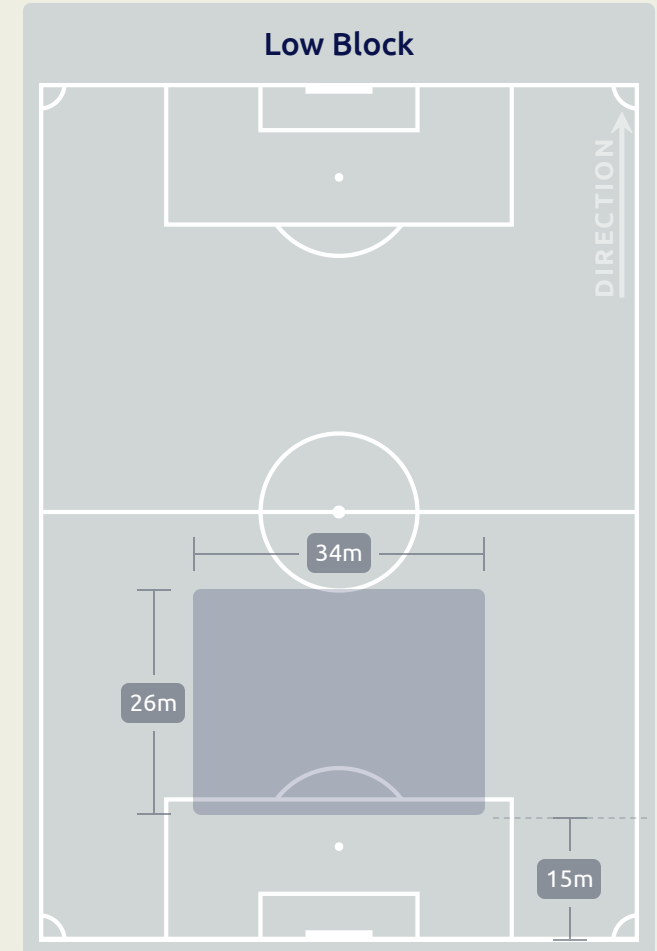
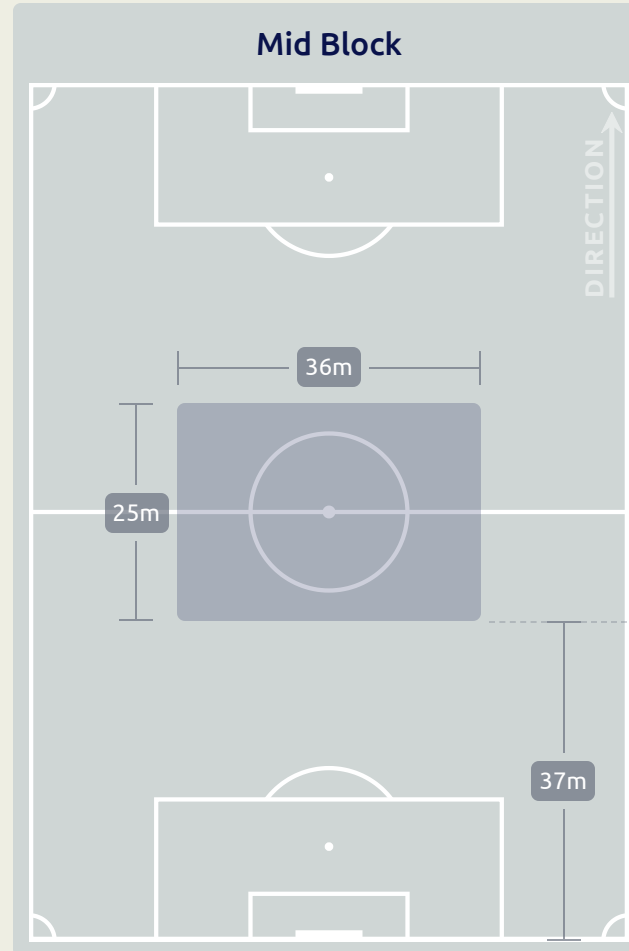
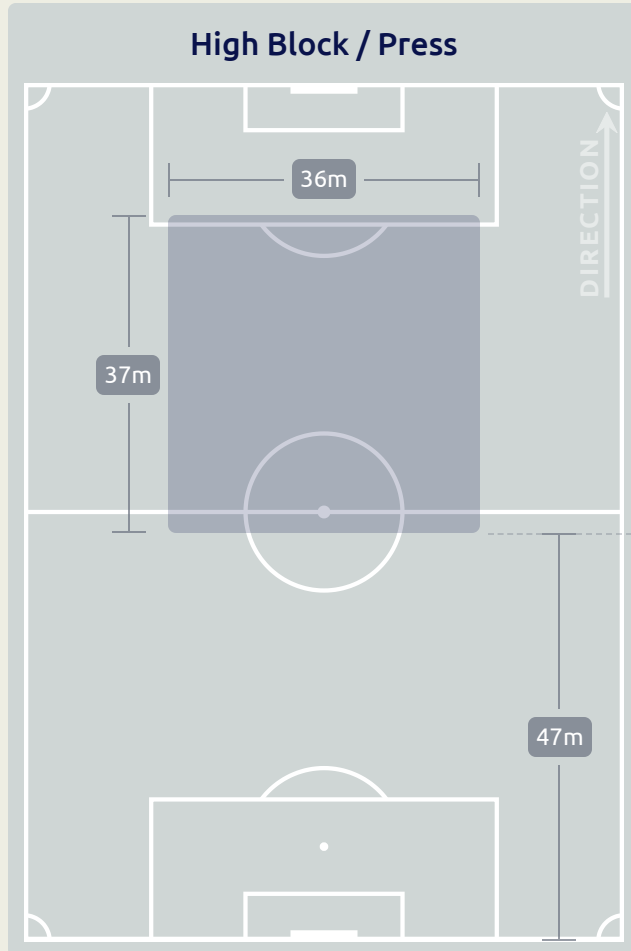
Most Possession Regains

10

AGBALAKA Solomon
LEFT BACK

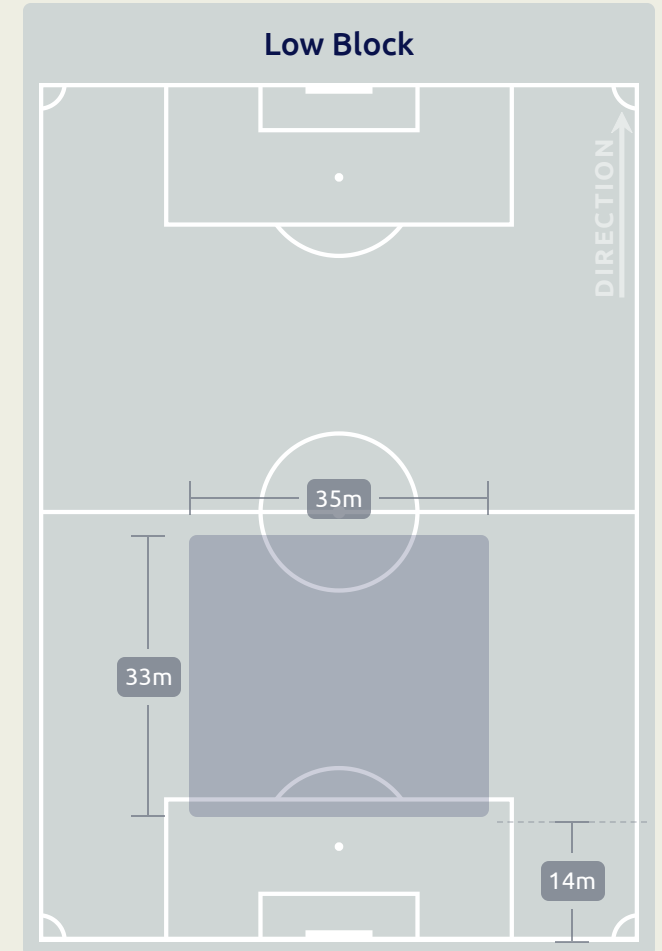
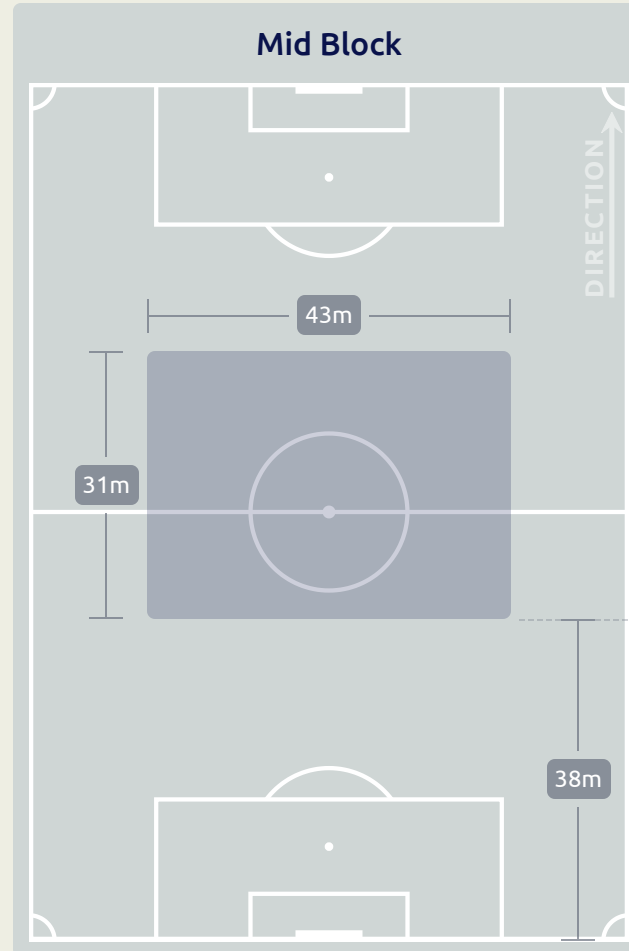
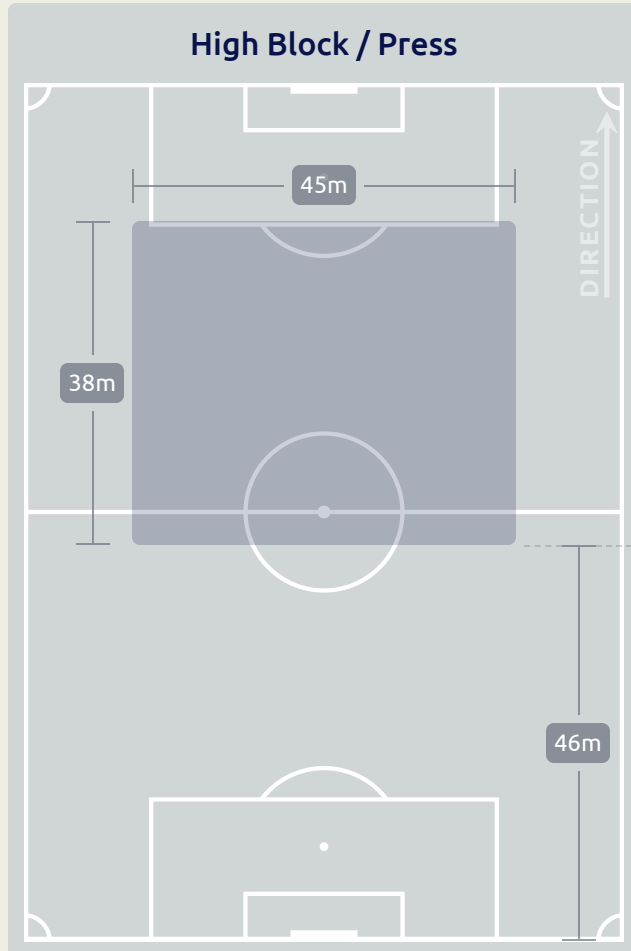
#	Player	Total Possession Regains
21	ANIAGBOSO Kingsley	4
2	NJOKU Augustine	3
3	AGBALAKA Solomon	10
4	DAGA Daniel	3
5	OGWUCHE Abel	6
6	BAMEYI Daniel	6
9	LAWAL Salim Fago	1
10	ELETU Victor Ehuwa	0
15	SUNDAY Jude	1
18	LAWAL Samson	6
19	EMMANUEL Umeh	1
7	HALIRU SARKI Rilwanu	2
8	NNADI Tochukwu	4
14	ABDULLAHI Ibrahim	0
17	IBRAHIM Kehinde	1
20	JOHN Joshua	2

Defensive Line Height & Team Length





Defensive Line Height & Team Length



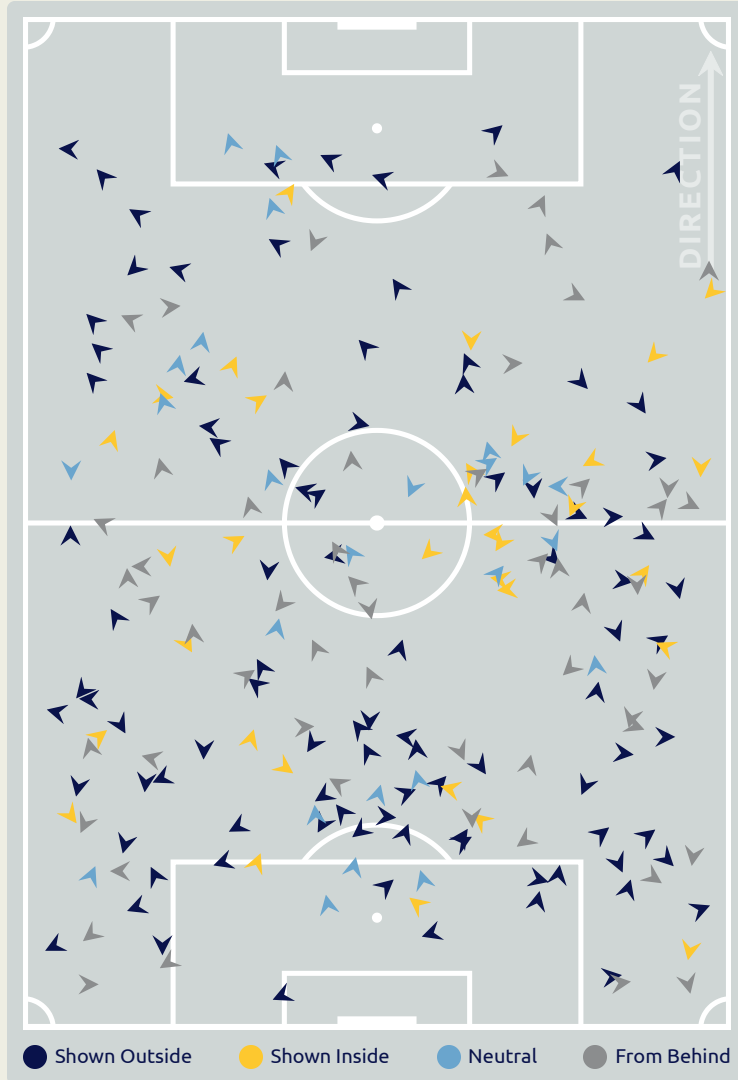
Defensive Pressure



Brazil



Nigeria



208	Total Pressures	207
57	Direct Pressures	42
1.22s	Avg Pressure Duration	1.6s
66	Forced Turnovers	70
8.95s	Ball Recovery Time	8.53s
86	Pushing on into Pressing	75
187	Pushing on	222
33	Pressing Direction Inside	36
94	Pressing Direction Outside	122

Most Direct Pressures

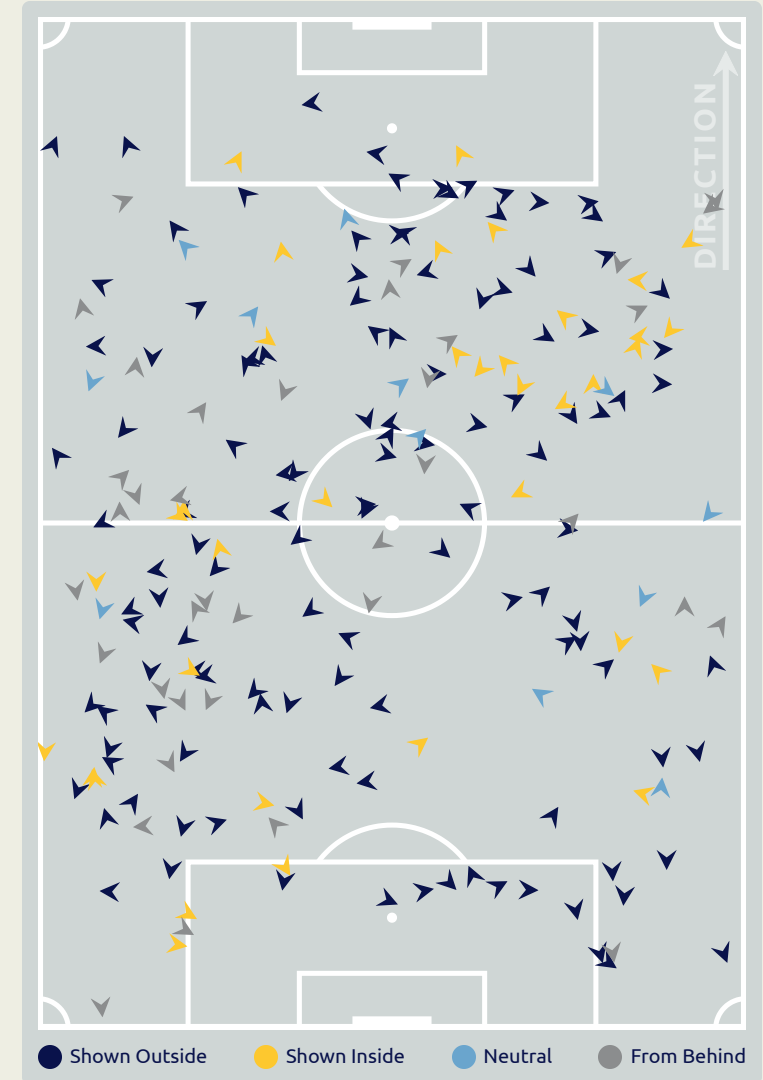
18

MARLON GOMES
RIGHT CENTRE MIDFIELD

Most Direct Pressures

7

AGBALAKA Solomon
LEFT BACK



GOALKEEPING



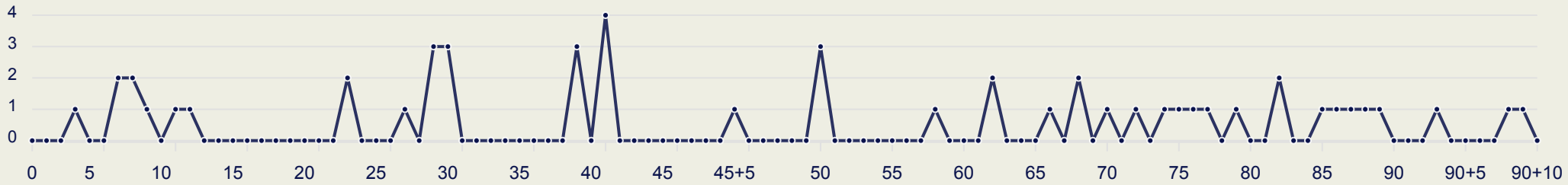
Brazil v Nigeria

Goalkeeping Involvement



Brazil

Brazil GK Involvement Timeline



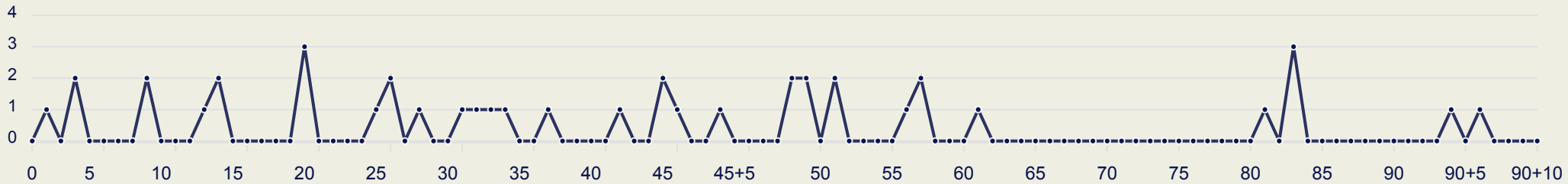
52

Total Involvements



Nigeria

Nigeria GK Involvement Timeline

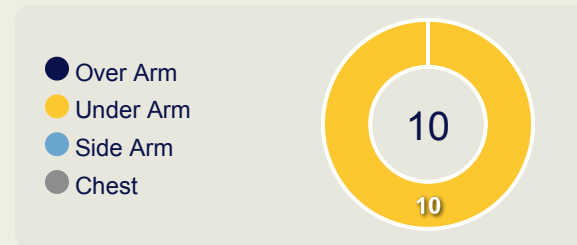
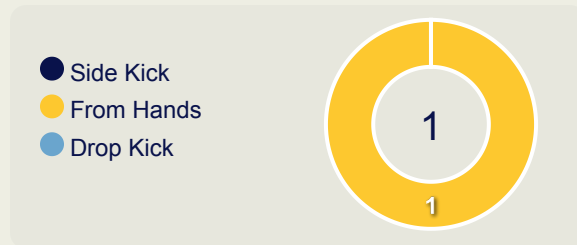
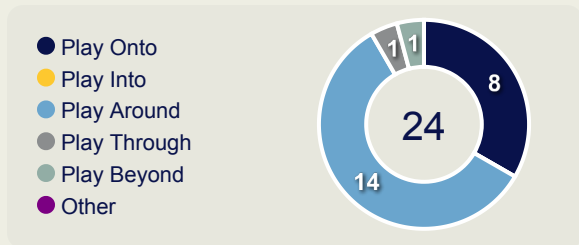
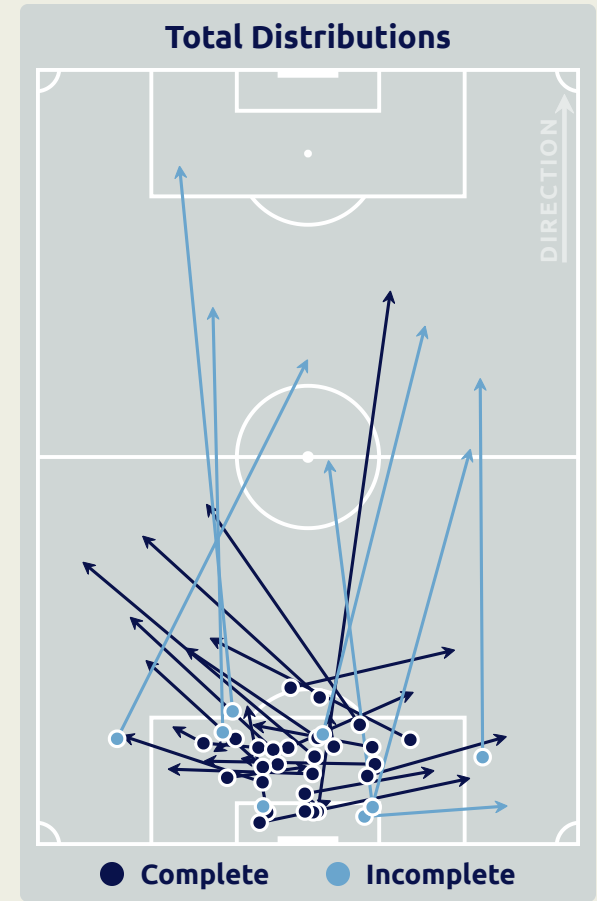
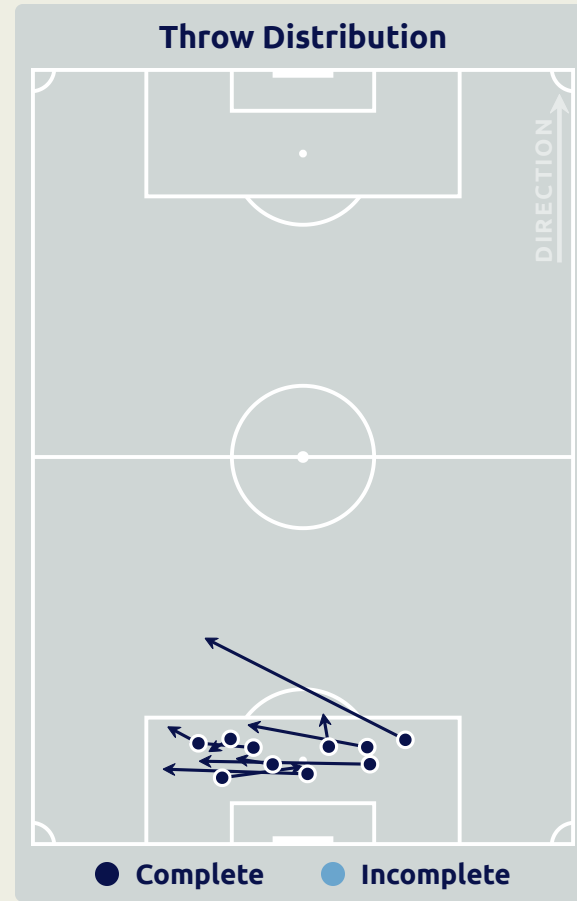
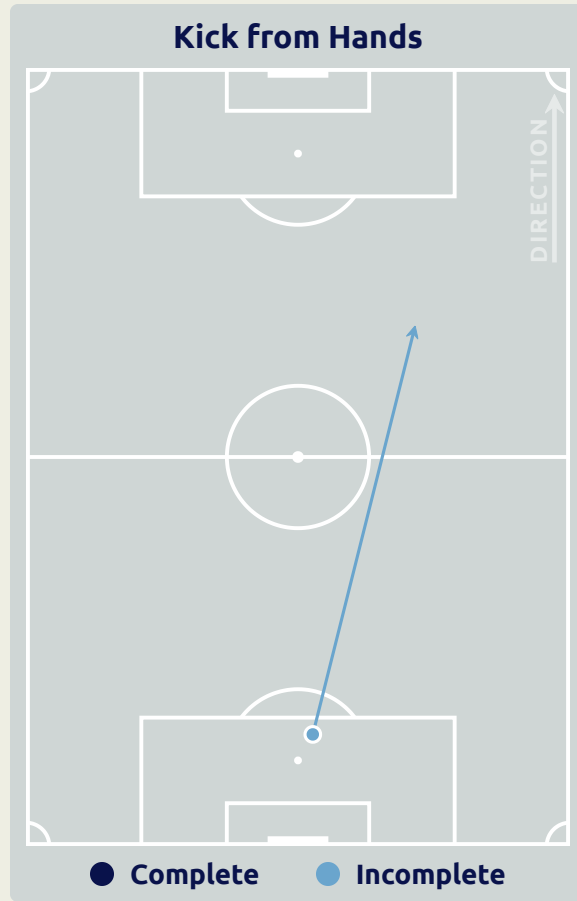
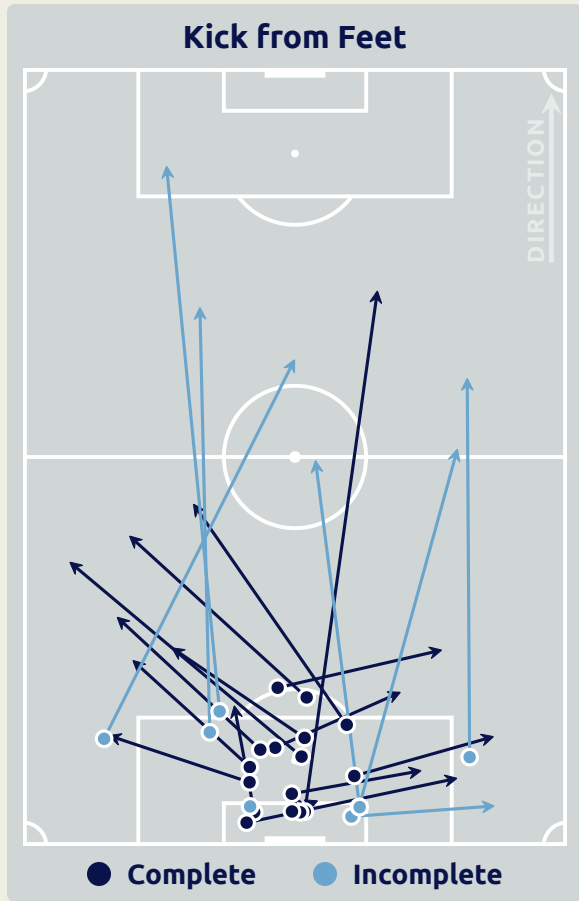


41

Total Involvements



Goalkeeping Distribution

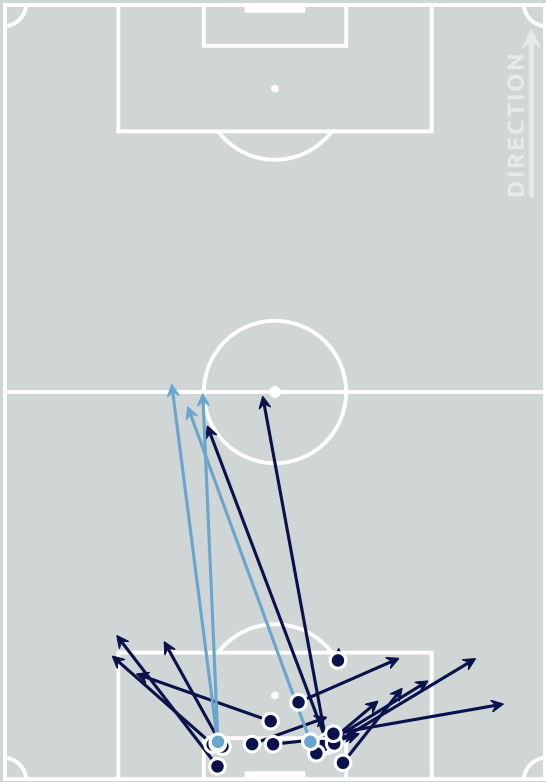


Nigeria



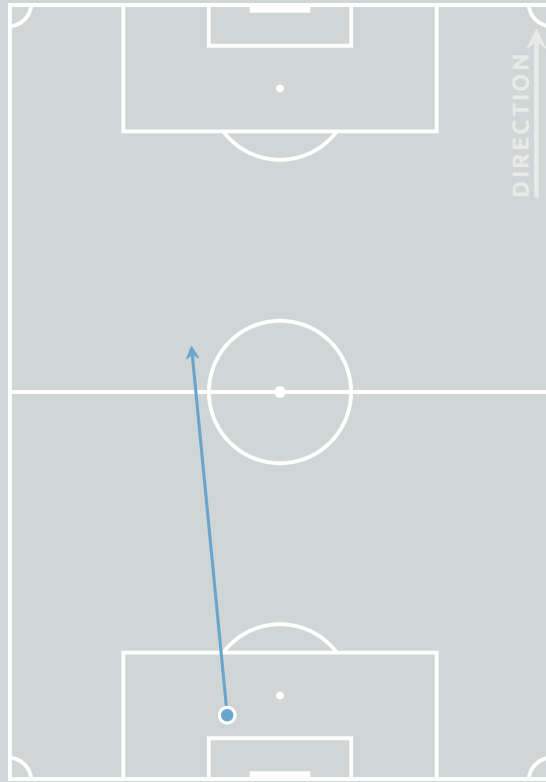
Goalkeeping Distribution

Kick from Feet



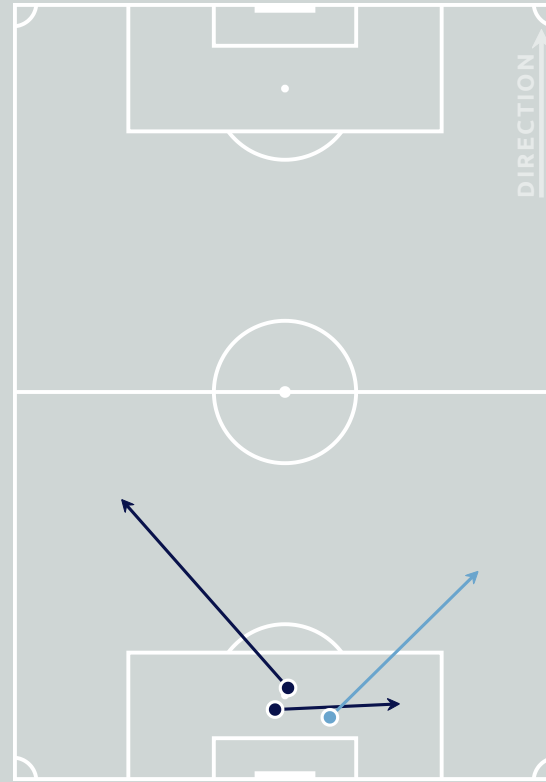
● Complete ● Incomplete

Kick from Hands



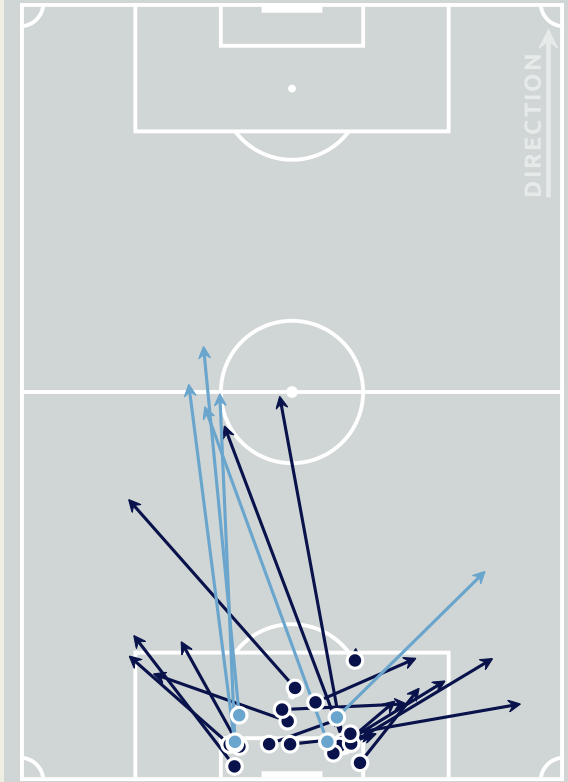
● Complete ● Incomplete

Throw Distribution



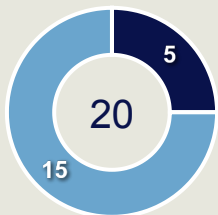
● Complete ● Incomplete

Total Distributions

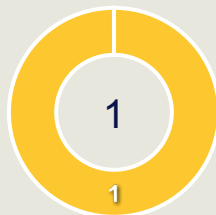


● Complete ● Incomplete

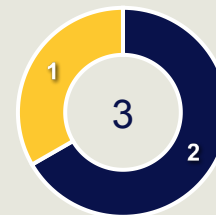
- Play Onto
- Play Into
- Play Around
- Play Through
- Play Beyond
- Other



- Side Kick
- From Hands
- Drop Kick



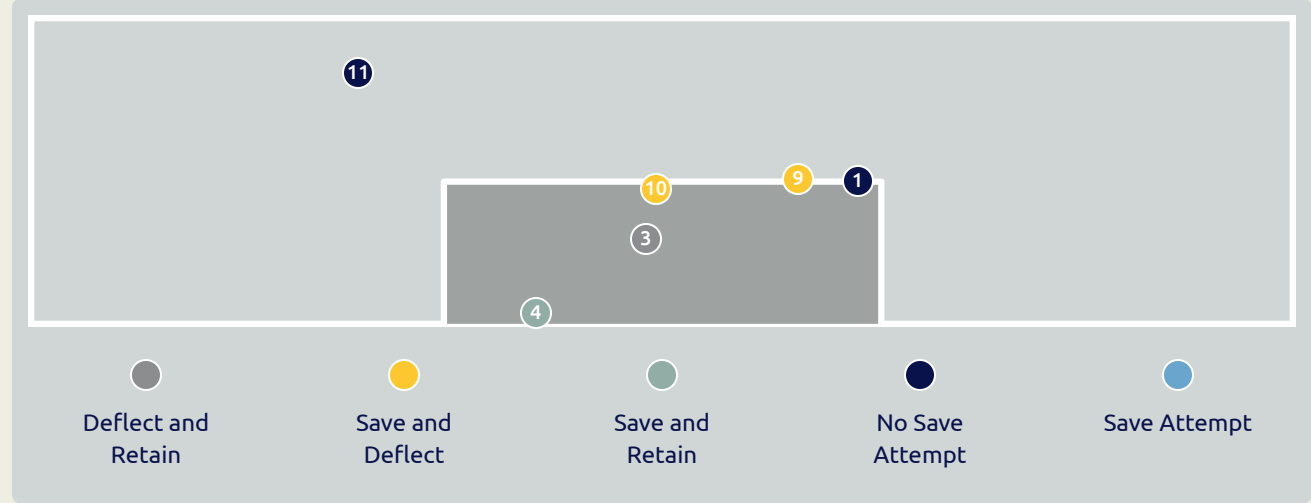
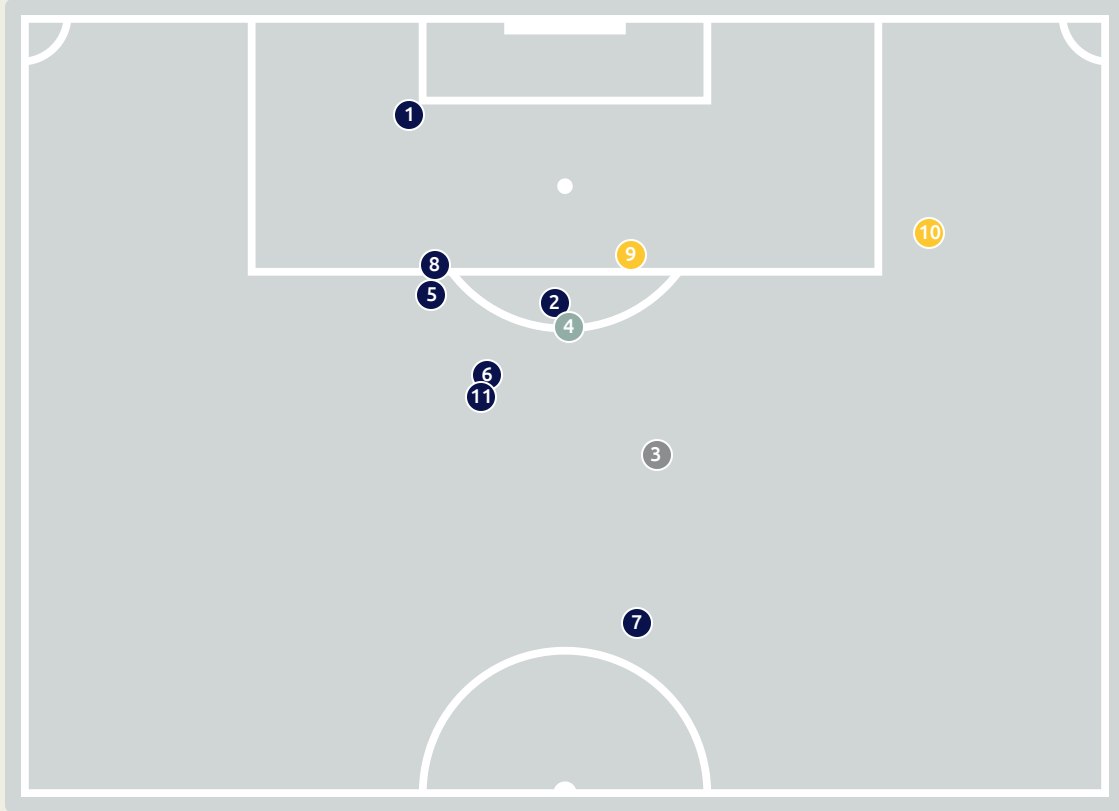
- Over Arm
- Under Arm
- Side Arm
- Chest



Goalkeeper Line Breaks



Goal Prevention

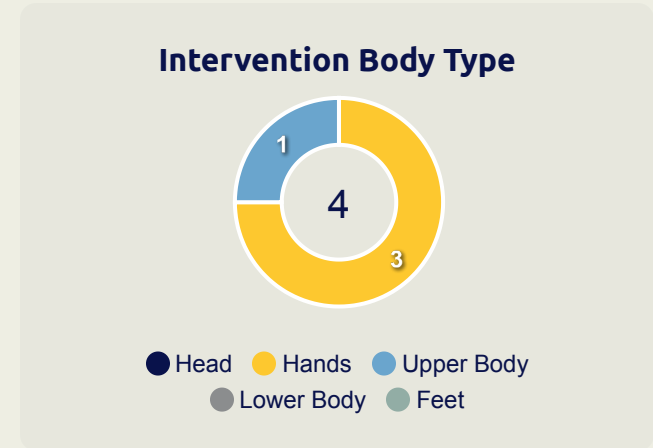
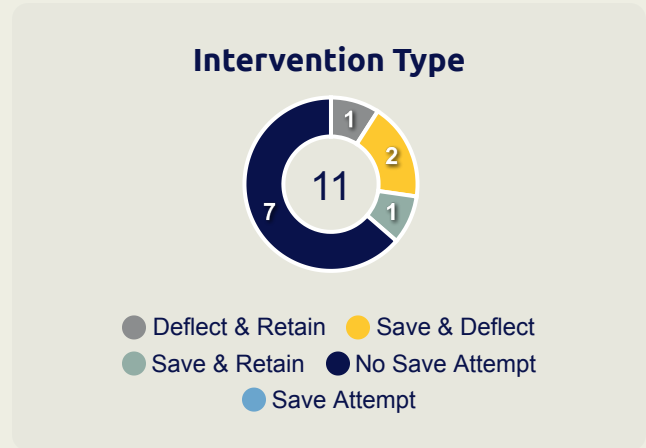


11

Total Attempts on Goal Faced

100

Save %

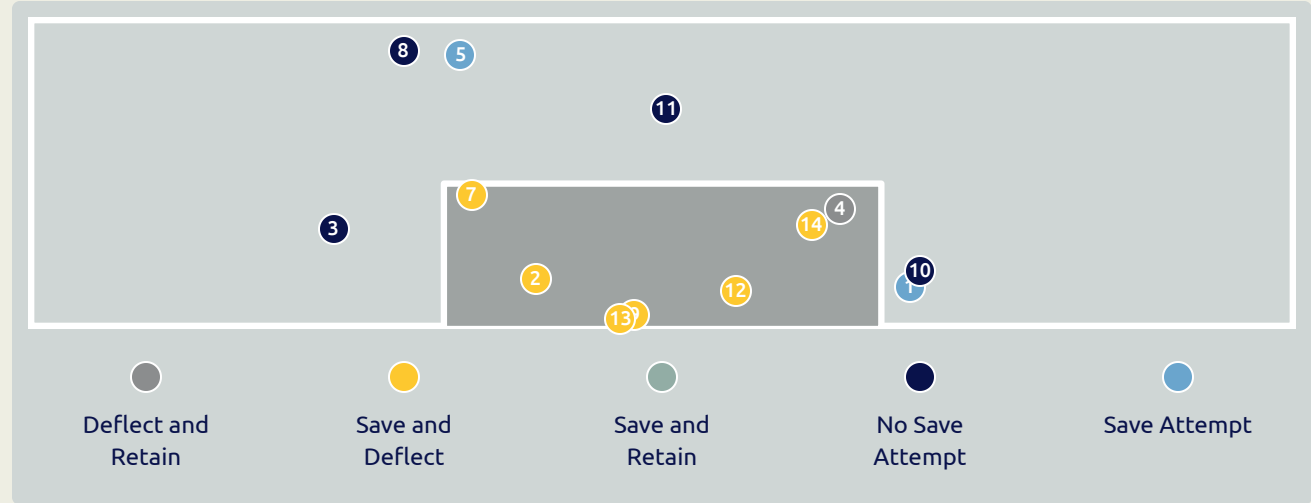
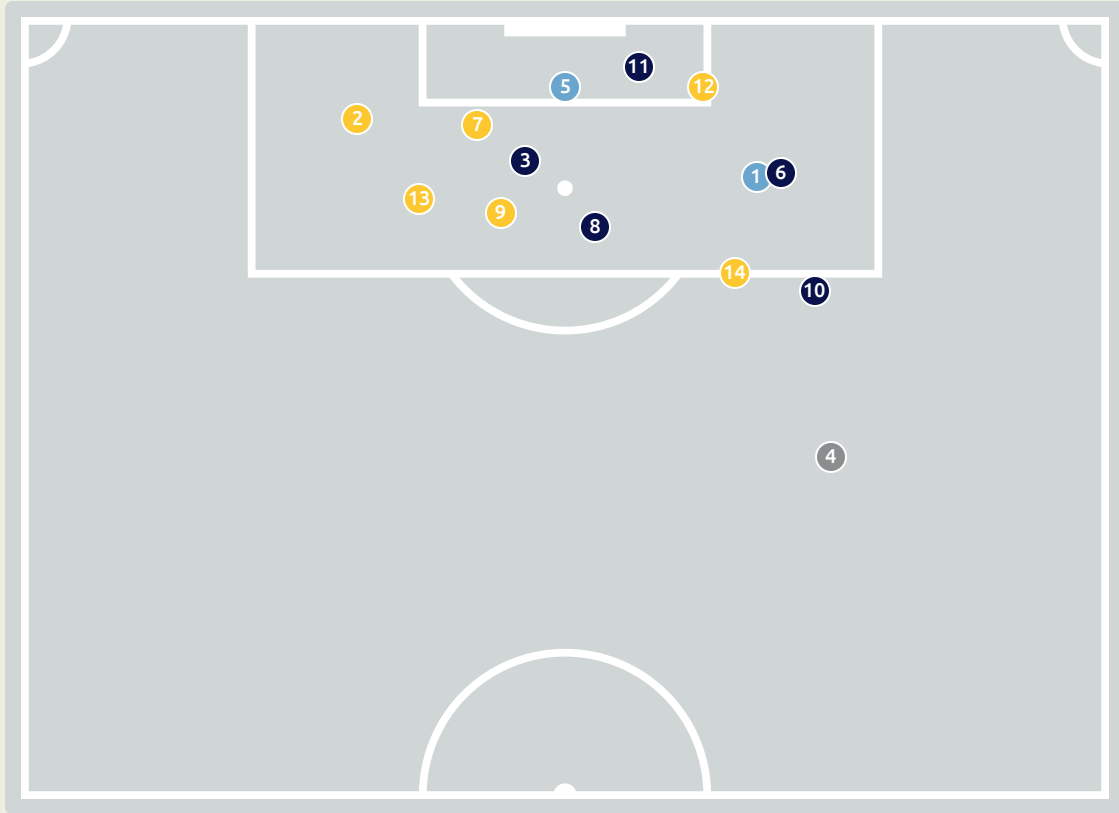


Total Attempts on Goal Faced	Total Goal Interventions	Save & Retain	Deflect & Retain	Save & Deflect	Save Attempt	No Save Attempt
11	3	1	0	2	0	7

Nigeria

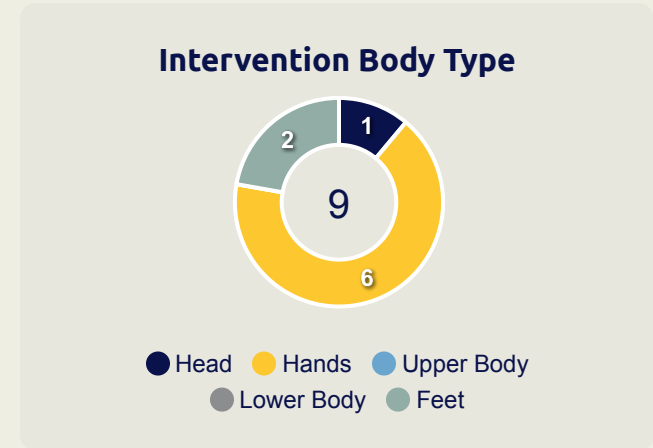
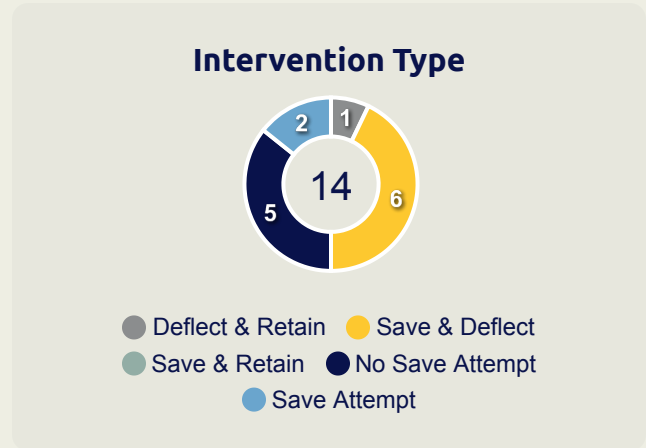


Goal Prevention



14
Total Attempts on Goal Faced

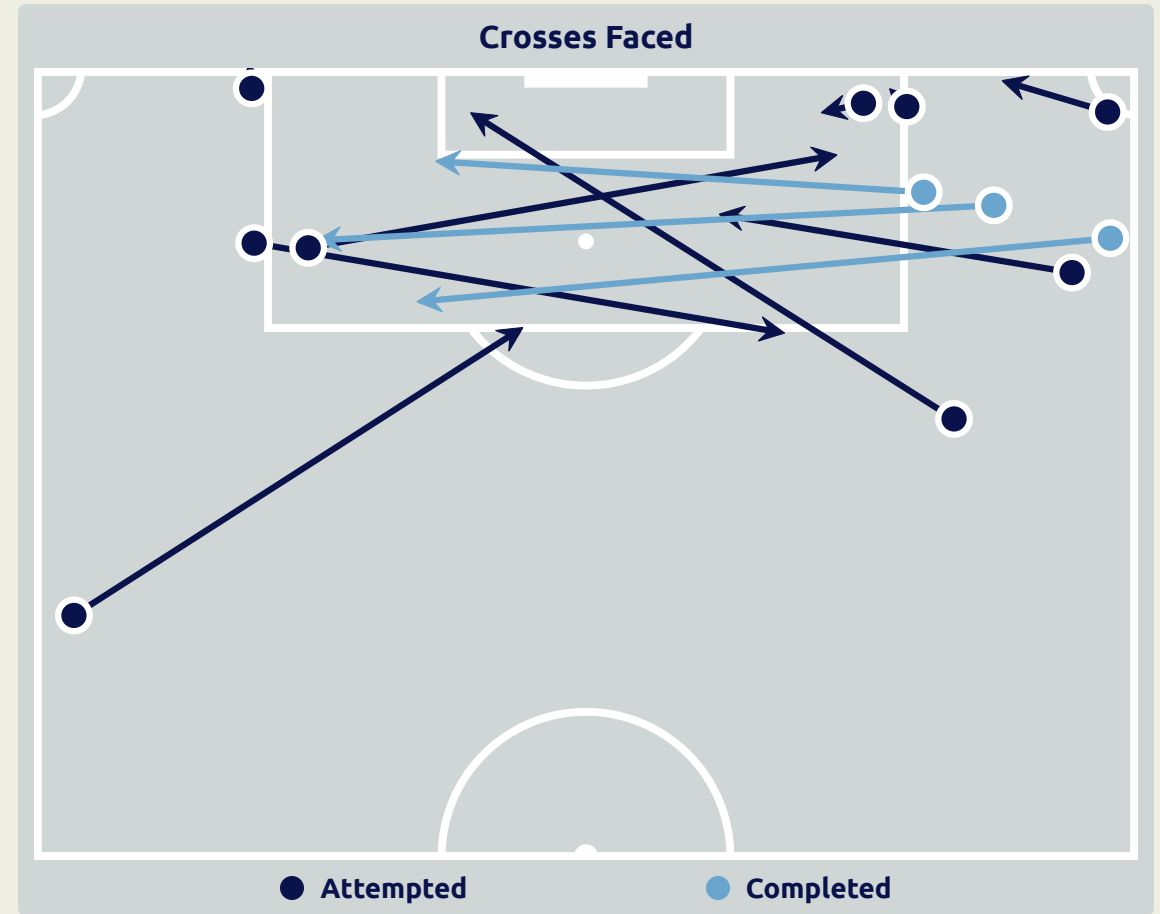
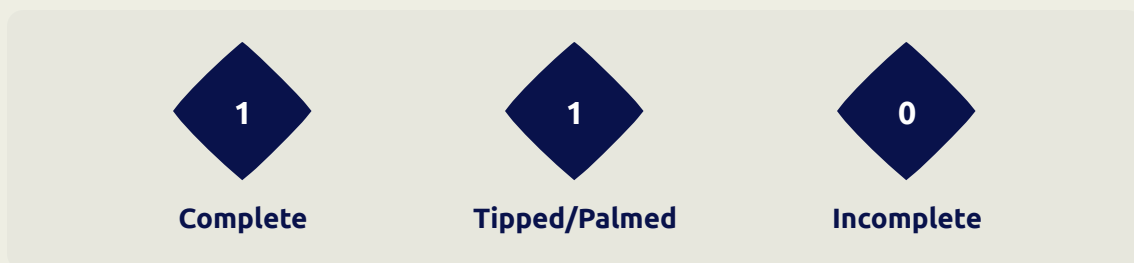
71
Save %



Total Attempts on Goal Faced	Total Goal Interventions	Save & Retain	Deflect & Retain	Save & Deflect	Save Attempt	No Save Attempt
14	6	0	0	6	2	5



Aerial Control



Delivery Types Faced

Total	In Swing	Out Swing	Driven	Lofted	Cutback	Push
20	4	7	1	5	0	3

Nigeria



Aerial Control

1

Total Interventions

0

Complete

0

Punches

0

Incomplete

1

Complete

1

Claims

0

Incomplete

0

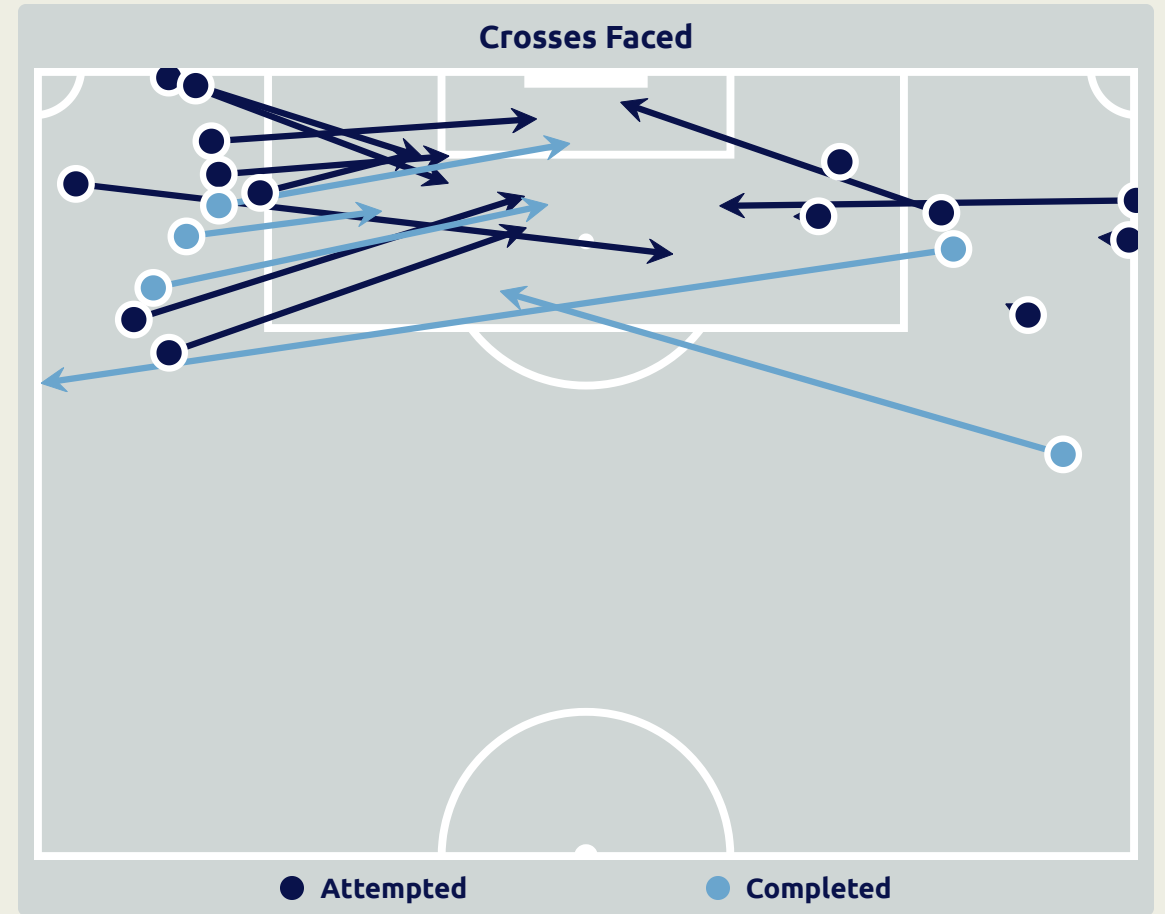
Complete

0

Tipped/Palmed

0

Incomplete



Delivery Types Faced

Total	In Swing	Out Swing	Driven	Lofted	Cutback	Push
26	4	11	5	4	0	2

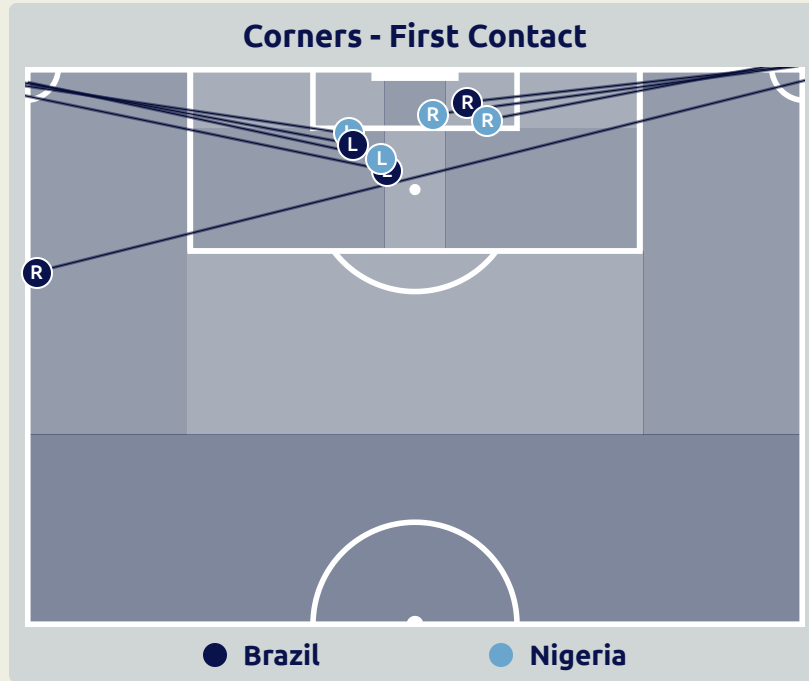
SET PLAYS



Brazil v Nigeria



Set Plays - Corners



Delivery Type	From Left Side	From Right Side	Total
Direct to Area	3	3	6
Short	1	1	2
Edge of Penalty Area	0	0	0

Delivery Style	Total
Inswing	3
Outswing	3
Driven	0

Free Kicks	
Type	Total
Direct	12
Direct (on target)	1
Direct (off target)	1
Indirect	0



Top 5 Player First Contacts		
Player	Team	Total
JEAN PEDROSO	Brazil	4
AGBALAKA Solomon	Nigeria	1
DAGA Daniel	Nigeria	1
OGWUCHE Abel	Nigeria	1
BAMEYI Daniel	Nigeria	1

Nigeria



Set Plays - Corners

44

Total Set Plays

14

Total Free Kicks

0

Total Penalties

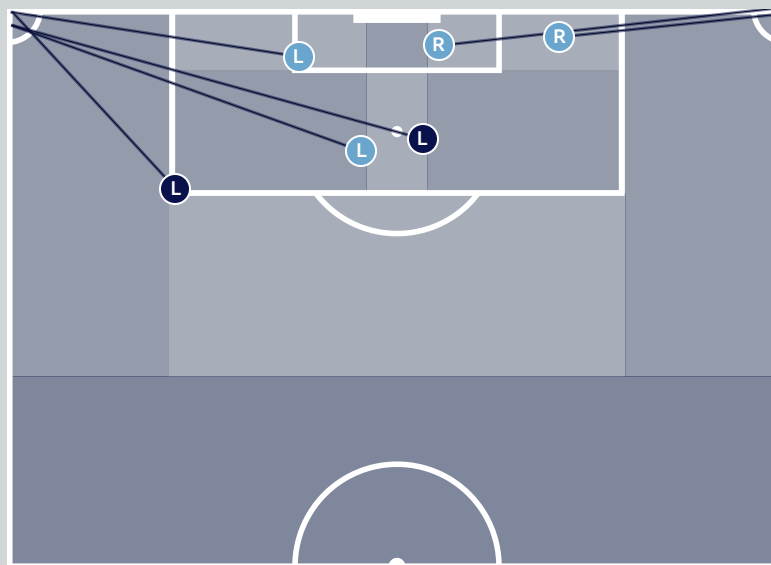
7

Total Corners

23

Total Throw Ins

Corners - First Contact



● Nigeria

● Brazil

Delivery Type	From Left Side	From Right Side	Total
Direct to Area	3	2	5
Short	1	1	2
Edge of Penalty Area	0	0	0

Delivery Style	Total
Inswing	3
Outswing	2
Driven	0

Free Kicks

Type	Total
Direct	14
Direct (on target)	1
Direct (off target)	1
Indirect	0

First Contacts on Nigeria Crosses

2

By Nigeria

4

By Brazil

Top 5 Player First Contacts

Player	Team	Total
ANDREY SANTOS	Brazil	2
OGWUCHE Abel	Nigeria	1
SUNDAY Jude	Nigeria	1
MARCOS LEONARDO	Brazil	1
KEVIN	Brazil	1

INDIVIDUAL DATA IN POSSESSION



Brazil v Nigeria



In Possession - Distributions

#	Player	Passes Attempted	Passes Completed	Pass Completion %	Switches of Play	Crosses Attempted	Crosses Completed	Line Breaks Attempted	Line Breaks Completed	Line Break Completion %	Ball Progressions	Take Ons	Step Ins	Attempts at Goal	Goals
1	MYCAEL	35	26	74%	0	0	0	9	3	33%	0	0	0	0	0
2	ARTHUR	36	29	81%	1	4	0	13	8	61%	1	1	0	0	0
3	JEAN PEDROSO	40	31	78%	0	0	0	7	3	42%	0	0	0	3	1
4	ROBERT RENAN	53	42	79%	1	1	0	27	18	66%	8	3	4	0	0
5	ANDREY SANTOS	30	27	90%	0	0	0	11	9	81%	0	0	0	0	0
6	KAIKI	18	8	44%	0	4	1	8	3	37%	2	1	1	0	0
8	MARLON GOMES	25	22	88%	0	0	0	3	3	100%	4	2	2	0	0
9	MARCOS LEONARDO	15	12	80%	0	1	0	2	2	100%	2	1	1	2	0
11	GUILHERME BIRO	17	13	76%	0	3	1	7	4	57%	0	0	0	1	0
16	MARQUINHOS	18	12	67%	0	5	2	6	3	50%	2	1	1	3	1
20	SAVIO	17	15	88%	1	6	2	8	6	75%	6	2	4	4	0
10	MATHEUS MARTINS	3	3	100%	0	0	0	0	0	0%	0	0	0	1	0
13	ANDRE DHOMINIQUE	2	1	50%	0	0	0	1	1	100%	0	0	0	0	0
14	DOUGLAS MENDES	2	1	50%	0	0	0	1	0	0%	0	0	0	0	0
17	GIOVANE	6	6	100%	0	0	0	3	2	66%	1	0	1	0	0
18	KEVIN	4	3	75%	1	2	1	1	1	100%	1	0	1	0	0



In Possession - Offers & Receptions

			Offer movement types						
#	Player	Total Offers	In Front	In Between	Out to In	In to Out	In Behind	No Movement	Offers Received
1	MYCAEL	14	0	0	0	0	0	14	3
2	ARTHUR	25	7	5	0	0	7	6	7
3	JEAN PEDROSO	22	3	0	0	0	0	19	9
4	ROBERT RENAN	34	16	0	0	0	0	18	15
5	ANDREY SANTOS	19	9	3	0	1	4	2	5
6	KAIKI	11	1	0	0	0	6	4	4
8	MARLON GOMES	32	19	7	0	1	2	3	9
9	MARCOS LEONARDO	40	0	18	3	2	15	2	7
11	GUILHERME BIRO	29	3	5	0	0	15	6	5
16	MARQUINHOS	37	10	9	0	1	10	7	11
20	SAVIO	38	2	2	2	0	25	7	17
10	MATHEUS MARTINS	11	1	6	1	1	2	0	3
13	ANDRE DHOMINIQUE	2	0	0	0	0	1	1	0
14	DOUGLAS MENDES	0	0	0	0	0	0	0	0
17	GIOVANE	12	1	2	2	1	5	1	4
18	KEVIN	8	0	1	0	1	3	3	1

Nigeria



In Possession - Distributions

#	Player	Passes Attempted	Passes Completed	Pass Completion %	Switches of Play	Crosses Attempted	Crosses Completed	Line Breaks Attempted	Line Breaks Completed	Line Break Completion %	Ball Progressions	Take Ons	Step Ins	Attempts at Goal	Goals
21	ANIAGBOSO Kingsley	24	19	79%	0	0	0	6	2	33%	0	0	0	0	0
2	NJOKU Augustine	42	29	69%	0	1	1	20	11	55%	0	0	0	0	0
3	AGBALAKA Solomon	48	34	71%	0	3	0	28	16	57%	1	1	0	0	0
4	DAGA Daniel	21	16	76%	0	1	0	10	6	60%	0	0	0	1	0
5	OGWUCHE Abel	37	31	84%	1	0	0	14	10	71%	2	1	1	0	0
6	BAMEYI Daniel	37	28	76%	0	0	0	14	8	57%	1	0	1	1	0
9	LAWAL Salim Fago	11	9	82%	0	1	0	0	0	0%	0	0	0	2	0
10	ELETU Victor Ehuwa	18	15	83%	1	0	0	5	3	60%	0	0	0	0	0
15	SUNDAY Jude	28	23	82%	0	2	1	3	3	100%	1	1	0	3	0
18	LAWAL Samson	29	24	83%	0	2	0	6	5	83%	4	3	1	1	0
19	EMMANUEL Umeh	16	12	75%	0	1	1	0	0	0%	0	0	0	0	0
7	HALIRU SARKI Rilwanu	9	8	89%	0	8	1	4	2	50%	3	2	1	2	0
8	NNADI Tochukwu	37	32	86%	0	0	0	9	7	77%	0	0	0	1	0
14	ABDULLAHI Ibrahim	7	4	57%	0	0	0	4	2	50%	1	0	1	0	0
17	IBRAHIM Kehinde	3	3	100%	0	1	0	1	1	100%	0	0	0	0	0
20	JOHN Joshua	18	16	89%	0	0	0	2	2	100%	0	0	0	0	0

Nigeria



In Possession - Offers & Receptions

			Offer movement types						
#	Player	Total Offers	In Front	In Between	Out to In	In to Out	In Behind	No Movement	Offers Received
21	ANIAGBOSO Kingsley	0	0	0	0	0	0	0	0
2	NJOKU Augustine	42	13	1	0	0	10	18	11
3	AGBALAKA Solomon	25	6	0	0	0	6	13	6
4	DAGA Daniel	6	4	1	0	0	0	1	3
5	OGWUCHE Abel	11	0	0	0	0	0	11	6
6	BAMEYI Daniel	20	1	0	0	0	0	19	10
9	LAWAL Salim Fago	24	0	4	0	0	19	1	4
10	ELETU Victor Ehuwa	36	8	21	1	1	4	1	9
15	SUNDAY Jude	59	9	8	0	4	16	22	21
18	LAWAL Samson	29	9	15	1	0	3	1	11
19	EMMANUEL Umeh	22	1	2	1	0	15	3	8
7	HALIRU SARKI Rilwanu	22	2	1	1	2	11	5	9
8	NNADI Tochukwu	19	9	4	0	0	1	5	8
14	ABDULLAHI Ibrahim	5	1	3	0	0	0	1	1
17	IBRAHIM Kehinde	5	0	0	1	1	1	2	2
20	JOHN Joshua	33	17	4	1	2	4	5	12

INDIVIDUAL DATA OUT OF POSSESSION



Brazil v Nigeria



Out of Possession

#	Player	Tackles Made / Won	Blocks	Interceptions	Pressing Direct	Pressing Indirect	Duels Won - Aerial	Duels Won - Physical	Possession Contests won	Clearances	Loose Ball Receptions	Pushing On	Pushing On into Pressing	Possession Regains	Possession Interrupted
1	MYCAEL	0 / 0	0	0	0	0	0	0	0	1	4	0	0	11	1
2	ARTHUR	6 / 1	1	1	4	5	3	1	5	5	9	27	5	6	2
3	JEAN PEDROSO	6 / 2	4	3	3	7	4	0	6	10	4	6	3	13	9
4	ROBERT RENAN	1 / 0	0	0	0	3	2	0	2	9	4	4	0	3	7
5	ANDREY SANTOS	4 / 1	11	1	8	22	4	0	6	8	5	28	9	14	10
6	KAIKI	2 / 1	1	1	7	6	3	0	3	3	0	19	9	7	4
8	MARLON GOMES	11 / 1	4	0	18	25	4	0	5	8	12	27	13	8	7
9	MARCOS LEONARDO	0 / 0	0	0	1	8	0	0	0	1	1	6	3	1	0
11	GUILHERME BIRO	2 / 0	3	0	4	18	2	0	2	3	6	21	9	2	4
16	MARQUINHOS	1 / 0	1	0	5	29	3	0	3	0	5	29	22	3	0
20	SAVIO	2 / 1	3	0	3	8	1	0	1	2	5	4	2	1	5
10	MATHEUS MARTINS	0 / 0	1	0	0	10	0	0	0	0	1	9	6	0	1
13	ANDRE DHOMINIQUE	0 / 0	0	0	0	0	0	0	1	1	1	0	0	1	0
14	DOUGLAS MENDES	0 / 0	0	0	0	0	1	0	1	0	0	0	0	0	0
17	GIOVANE	1 / 0	1	0	2	5	2	0	2	0	1	1	1	0	0
18	KEVIN	3 / 0	0	0	2	5	0	0	0	1	2	6	4	0	2

Out of Possession



#	Player	Tackles Made / Won	Blocks	Interceptions	Pressing Direct	Pressing Indirect	Duels Won - Aerial	Duels Won - Physical	Possession Contests won	Clearances	Loose Ball Receptions	Pushing On	Pushing On into Pressing	Possession Regains	Possession Interrupted
21	ANIAGBOSO Kingsley	0 / 0	0	0	0	0	0	0	0	0	0	0	0	4	0
2	NJOKU Augustine	5 / 2	2	0	6	10	0	0	0	5	7	28	12	3	4
3	AGBALAKA Solomon	7 / 3	2	0	7	11	2	0	2	10	9	19	3	10	8
4	DAGA Daniel	3 / 1	3	0	5	9	1	0	1	4	7	22	4	3	4
5	OGWUCHE Abel	2 / 0	2	2	2	1	2	1	3	10	8	4	0	6	7
6	BAMEYI Daniel	3 / 2	1	0	2	7	4	1	5	20	7	22	5	6	13
9	LAWAL Salim Fago	1 / 1	0	0	1	16	6	0	8	0	1	14	9	1	0
10	ELETU Victor Ehuwa	0 / 0	2	0	1	22	1	0	1	1	3	22	8	0	3
15	SUNDAY Jude	1 / 0	2	0	6	16	1	0	1	1	8	22	9	1	2
18	LAWAL Samson	5 / 1	1	0	4	21	5	0	7	4	5	17	7	6	3
19	EMMANUEL Umeh	0 / 0	0	1	1	35	2	0	2	0	3	20	13	1	0
7	HALIRU SARKI Rilwanu	1 / 0	1	1	1	3	0	1	1	0	3	4	0	2	0
8	NNADI Tochukwu	3 / 2	1	1	3	6	1	1	2	0	5	13	2	4	1
14	ABDULLAHI Ibrahim	0 / 0	0	0	0	0	0	0	0	0	0	1	0	0	0
17	IBRAHIM Kehinde	2 / 0	1	0	3	2	2	0	2	0	3	4	1	1	2
20	JOHN Joshua	1 / 1	0	0	0	6	1	0	2	0	0	10	2	2	0

INDIVIDUAL DATA PHYSICAL



Brazil v Nigeria



Physical Data

#	Player	Total Distance (m)	Zone 1: 0-7 km/h (m)	Zone 2: 7-15 km/h (m)	Zone 3: 15-20 km/h (m)	Zone 4: 20-25 km/h (m)	Zone 5: 25+ km/h (m)	High Speed Runs (Zone 4)	Sprints (Zone 5)	Top Speed (km/h)
1	MYCAEL	5398.9	3862.9	1309.8	184.6	41.6	0	24	4	24.6
2	ARTHUR	10118.7	3926.1	3794.5	1199.1	765.0	435.1	112	64	33.7
3	JEAN PEDROSO	10012.1	3873.7	4241.1	1148.4	621.7	128.2	109	42	31.2
4	ROBERT RENAN	9366.1	3348.4	3975.0	1533.2	407.4	102.1	117	32	29.2
5	ANDREY SANTOS	11675.1	3669.5	4722.6	2337.4	858.1	87.6	174	63	29.1
6	KAIKI	6954.9	2450.2	2988.5	1011.2	393.6	111.3	89	38	31.5
8	MARLON GOMES	9824.7	3989.8	3868.0	1111.2	593.4	262.3	107	48	32.1
9	MARCOS LEONARDO	8041.6	3407.2	2903.0	780.0	555.7	396.4	80	44	31.3
11	GUILHERME BIRO	9344.3	2771.5	4211.5	1368.0	774.6	217.7	120	52	32.1
16	MARQUINHOS	9094.1	2683.7	3576.7	1731.5	726.6	376.5	147	55	34.0
20	SAVIO	8248.4	2648.6	3282.9	1169.6	581.5	566.7	98	49	31.9
10	MATHEUS MARTINS	2479.9	871.5	976.4	384.1	199.4	48.9	33	13	30.5
13	ANDRE DHOMINIQUE	1235.1	508.6	351.1	178.3	150.3	46.8	18	12	31.2
14	DOUGLAS MENDES	1135.7	406.5	511.1	183.5	19.1	15.6	15	3	29.8
17	GIOVANE	3428.1	1378.8	1242.7	442.6	257.1	107.0	45	21	29.8
18	KEVIN	2476.4	781.6	1060.2	394.0	152.8	87.9	36	14	33.6

Physical Data

Nigeria



#	Player	Total Distance (m)	Zone 1: 0-7 km/h (m)	Zone 2: 7-15 km/h (m)	Zone 3: 15-20 km/h (m)	Zone 4: 20-25 km/h (m)	Zone 5: 25+ km/h (m)	High Speed Runs (Zone 4)	Sprints (Zone 5)	Top Speed (km/h)
21	ANIAGBOSO Kingsley	2559.8	2191.7	356.1	12.0	0	0	2	0	20.1
2	NJOKU Augustine	10961.1	3316.8	4809.7	1458.9	790.3	585.3	137	59	32.7
3	AGBALAKA Solomon	9748.9	3849.8	3659.7	1294.7	655.1	289.5	118	44	31.5
4	DAGA Daniel	6419.6	2166.6	2535.7	1153.6	418.6	145.1	98	27	30.1
5	OGWUCHE Abel	8328.5	4245.8	2744.2	700.4	491.4	146.6	66	31	31.7
6	BAMEYI Daniel	9252.1	3894.2	3975.6	768.8	468.2	145.3	87	30	31.4
9	LAWAL Salim Fago	5961.5	1836.7	2583.7	783.3	546.7	211.0	78	47	31.2
10	ELETU Victor Ehuwa	6702.9	1996.1	2857.5	1233.3	462.5	152.8	112	30	29.9
15	SUNDAY Jude	8820.6	2775.0	4048.7	1130.8	672.1	194.9	113	53	30.7
18	LAWAL Samson	9652.1	3018.2	4613.7	1468.1	444.0	108.1	125	39	30.3
19	EMMANUEL Umeh	11010.4	3332.8	4952.5	1668.1	830.2	225.7	148	57	31.0
7	HALIRU SARKI Rilwanu	4006.3	1338.9	1846.1	534.8	213.9	72.9	55	18	31.0
8	NNADI Tochukwu	4652.0	1296.0	2128.8	910.9	269.4	46.5	73	21	30.5
14	ABDULLAHI Ibrahim	1623.1	499.9	569.7	395.7	157.8	0	29	10	26.7
17	IBRAHIM Kehinde	1823.0	675.8	794.1	226.8	99.2	27.0	26	11	28.1
20	JOHN Joshua	4690.7	1321.4	2192.0	812.0	344.8	20.6	68	28	28.9

