



**FIFA**  
**U-20 WORLD CUP**  
**ARGENTINA 2023**



**Japan 1 - 2 Israel**

Group C - Match 32

27 May 2023

18:00 Kick Off


Estadio Malvinas Argentinas

**POST MATCH SUMMARY REPORT**

# Match Summary - Teams



Japan



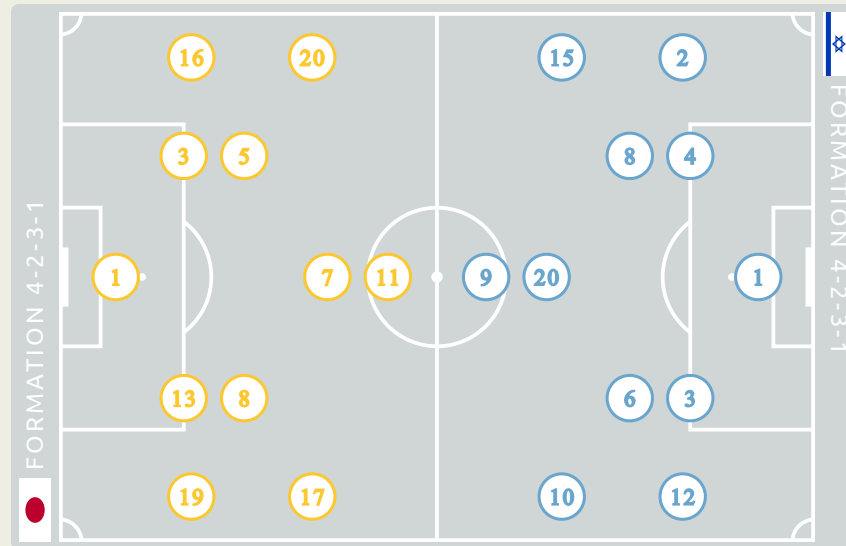
Israel

## STARTING

1	GK	KIMURA Ryoya	
3	DF	TANAKA Hayato	
5	MF	YAMANE Riku	
7	MF	MATSUKI Kuryu (C)	
8	MF	SANO Kodai	↓ 90+1'
11	FW	SAKAMOTO Isa	⚽ 45+1' ↓ 75'
13	DF	CHASE Anrie	■ 75'
16	DF	TAKAHASHI Niko	↓ 81'
17	MF	MATSUMURA Kosuke	↓ 90+1'
19	DF	TAKAI Kota	■ 70'
20	MF	ABE Taisei	↓ 81'

## SUBSTITUTES

12	GK	KANOSHIMA Yu	
21	GK	HARUNA Ryusei	
2	DF	MATSUDA Hayate	↑ 81'
4	DF	KIKUCHI Shuta	
6	MF	FUKUI Taichi	↑ 81'
9	FW	FUKUDA Shio	↑ 75' ■ 90'
10	MF	KITANO Sota	↑ 90+1'
14	MF	EINAGA Takatora	
15	DF	YASHIKI Yusei	
18	FW	KUMATA Naoki	↑ 90+1'



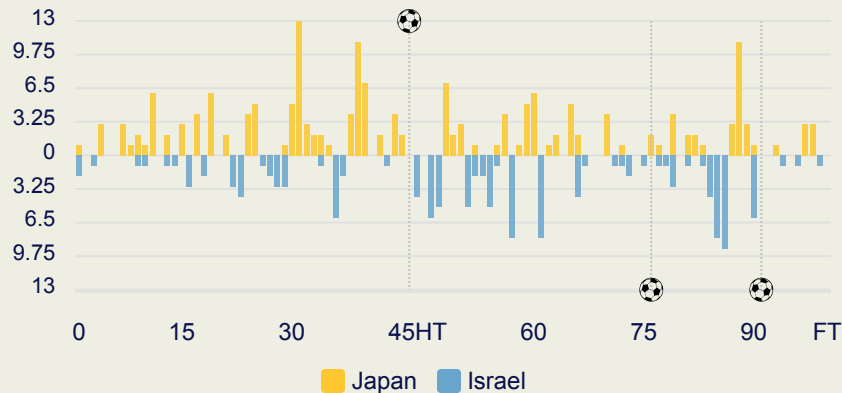
## STARTING

90'	ZARFATI Tomer	GK	1		
	FEINGOLD Ilay	DF	2		
	ISRAELOV Or	DF	3		
	LEMKIN Stav	DF	4		
↓ 61'	KANCEPOLSKY El Yam	MF	6		
■ 70'	(C) MADMOUN Ilai	MF	8		
↓ 90+4'	■ 70'	TURGEMAN Dor	FW	9	
↓ 72'	LUGASSY Ariel	MF	10		
	REVIVO Roy	DF	12		
↓ 72'	ABED Tay	MF	15		
↓ 61'	■ 59'	IBRAHIM Ahmad	FW	20	

## SUBSTITUTES

	MELIKA Ofek	GK	18			
	GREIS Nitai	GK	21			
↑ 90+4'	EDRI Shon	DF	5			
	KHALAILI Anan	FW	7			
↑ 72'	SHIBLI Hamza	FW	11			
	BEN HAROSH Noam	DF	13			
⚽ 76'	↑ 72'	NAVI Roy	MF	14		
■ 68'	■ 65'	↑ 61'	BINYAMIN Ran	MF	16	
⚽ 90+1'	↑ 61'	SENIOR Omer	FW	17		
	FUCHS Hadar	DF	19			


## Distribution in the Final Third



# Match Summary - Key Statistics




Japan



Israel



## Possession



**Total**

**Total**

1	Goals	2
11 (4)	Attempts at Goal (On Target)	13 (6)
497 (414)	Total Passes (Complete)	531 (451)
83 %	Pass Completion %	85 %
95	Completed Line Breaks	91
5	Defensive Line Breaks	9
111	Receptions in the Final Third	81
20	Crosses	15
15	Ball Progressions	5
279 (47)	Defensive Pressures Applied (Direct Pressures)	244 (38)
71	Forced Turnovers	65
73	Second Balls	69
119.3 km	Total Distance Covered	115.9 km
16.6 km	High Speed (Zone 4) Distance Covered	17.7 km



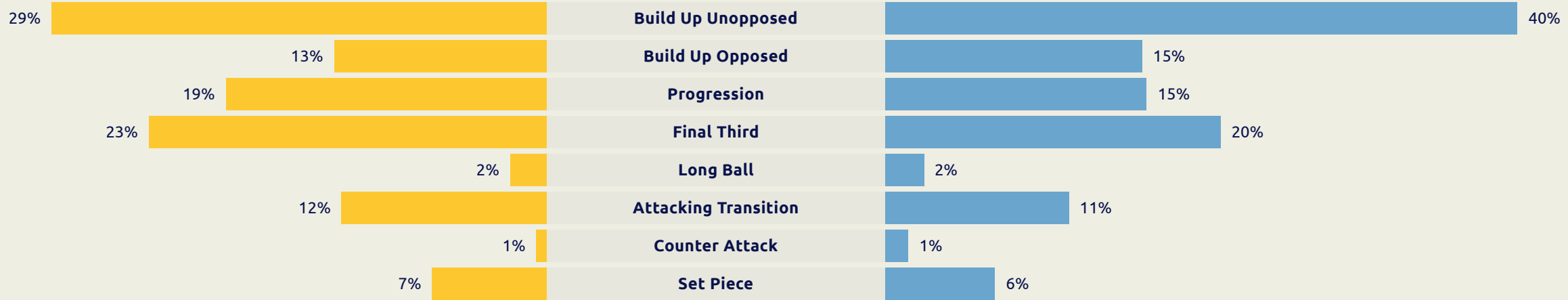
Japan

## Phases of Play

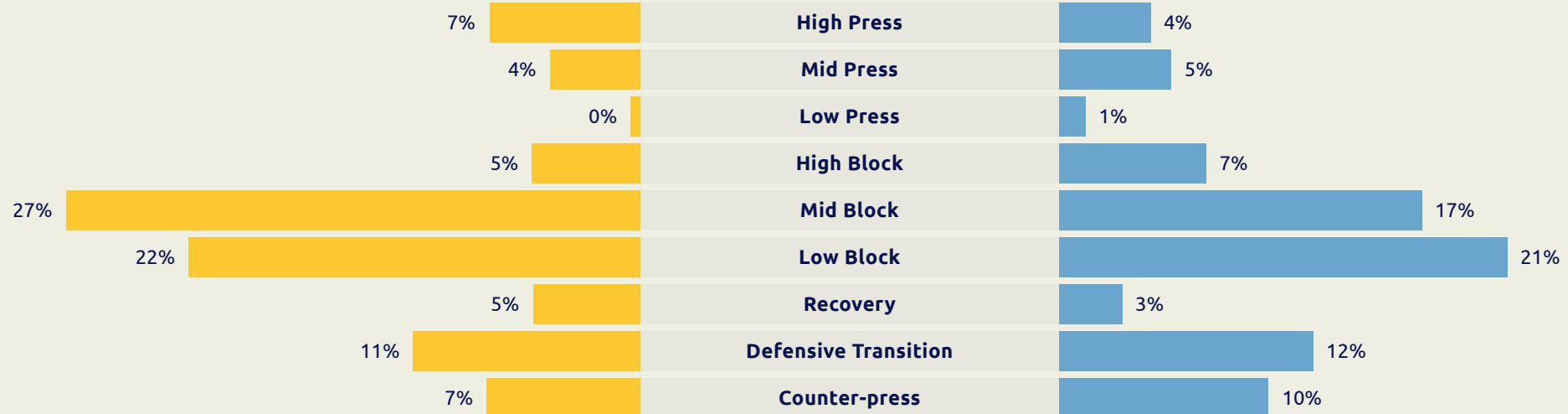


Israel

### IN POSSESSION



### OUT OF POSSESSION



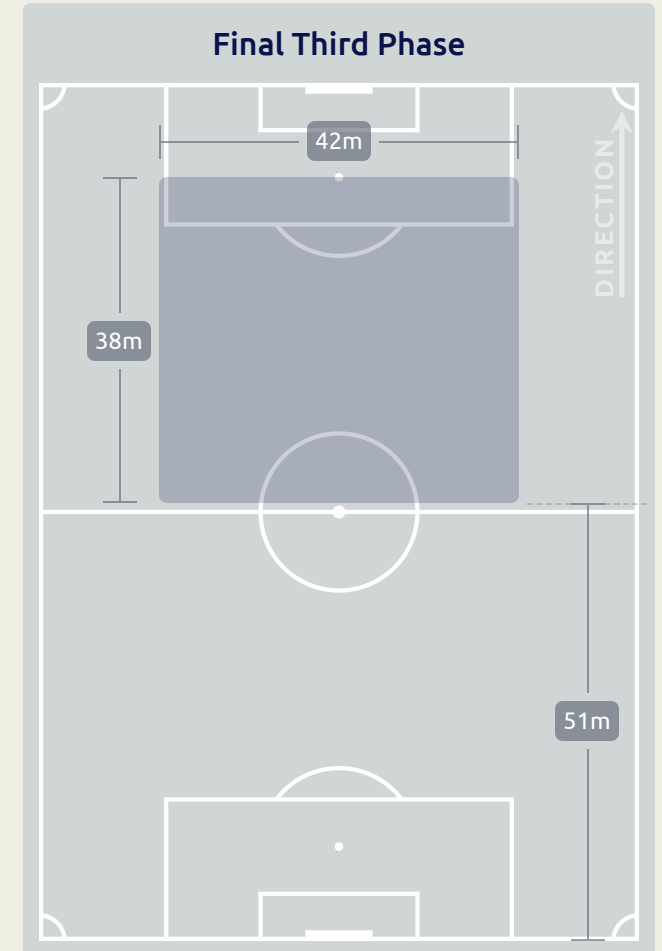
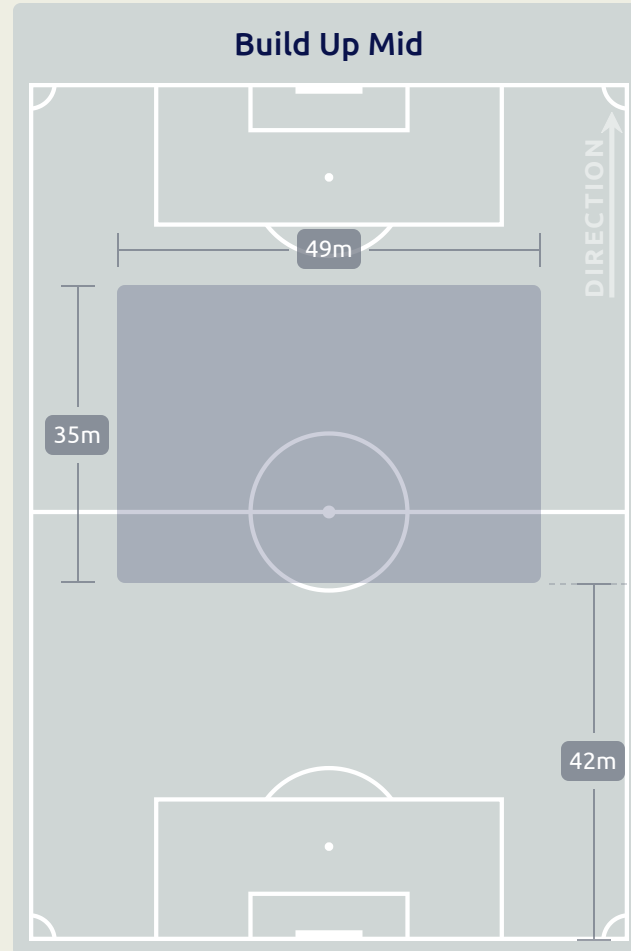
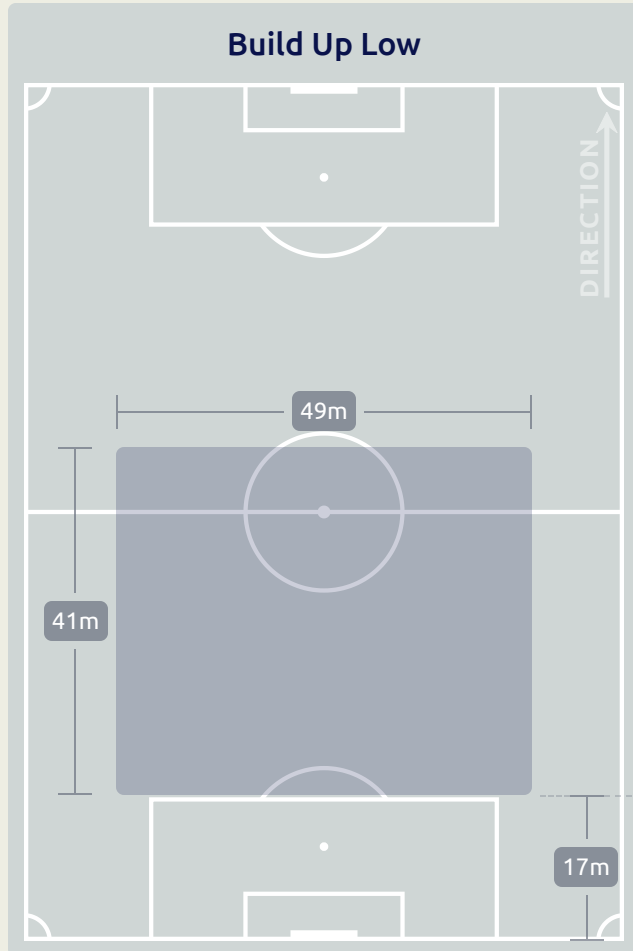
# IN POSSESSION



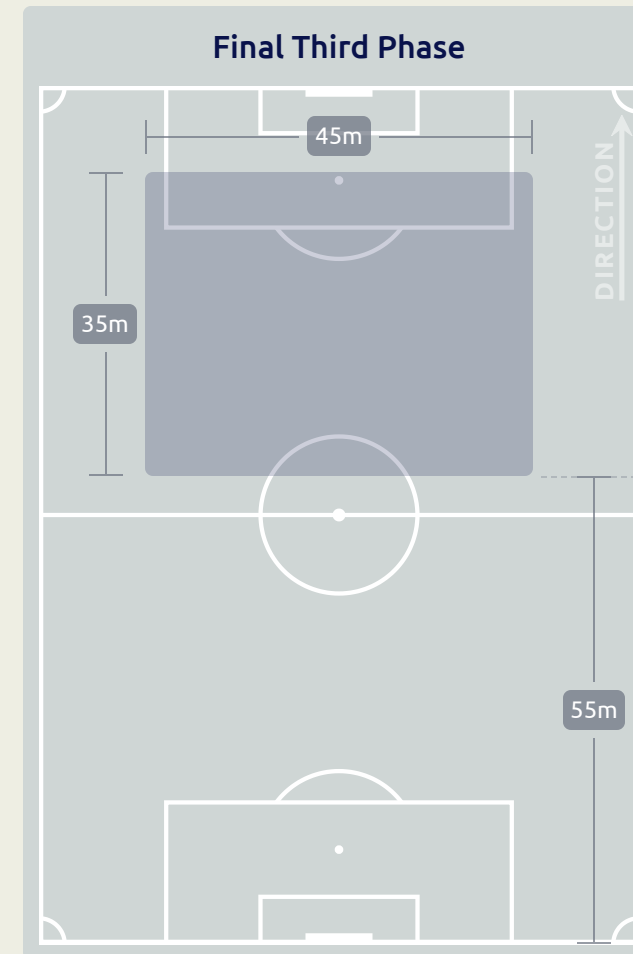
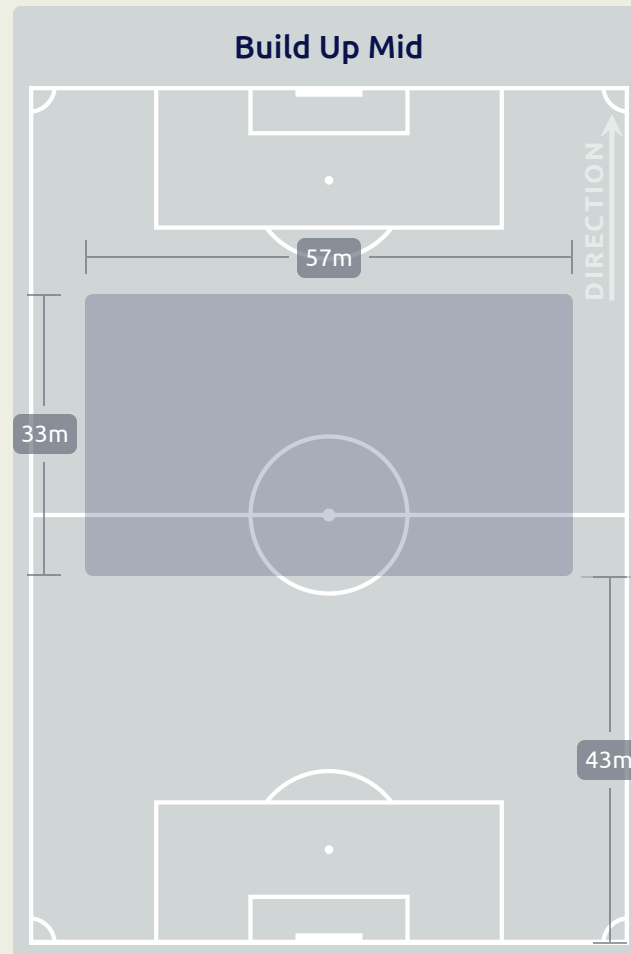
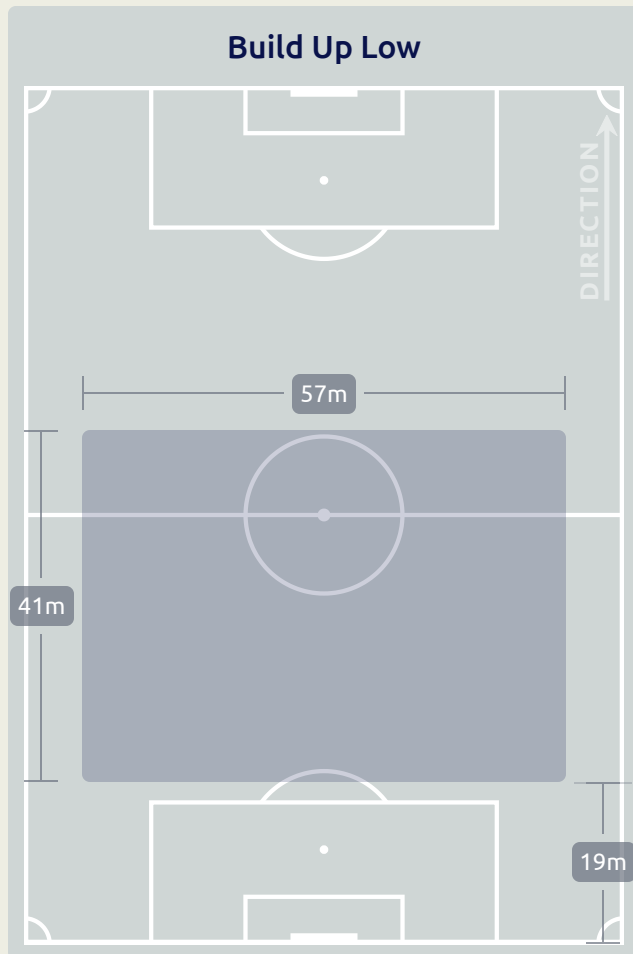
Japan v Israel



# In Possession Line Height & Team Length



# In Possession Line Height & Team Length



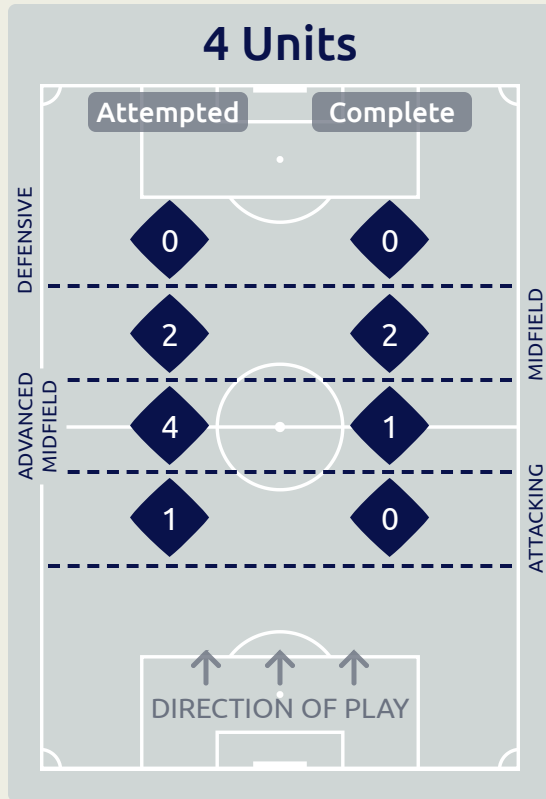
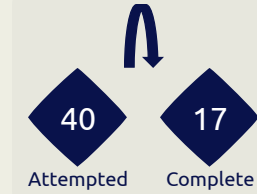
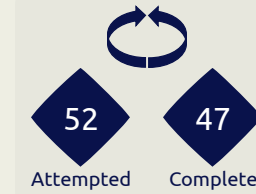
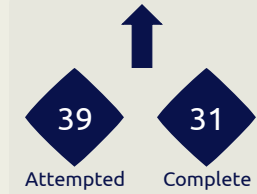
# Line Breaks



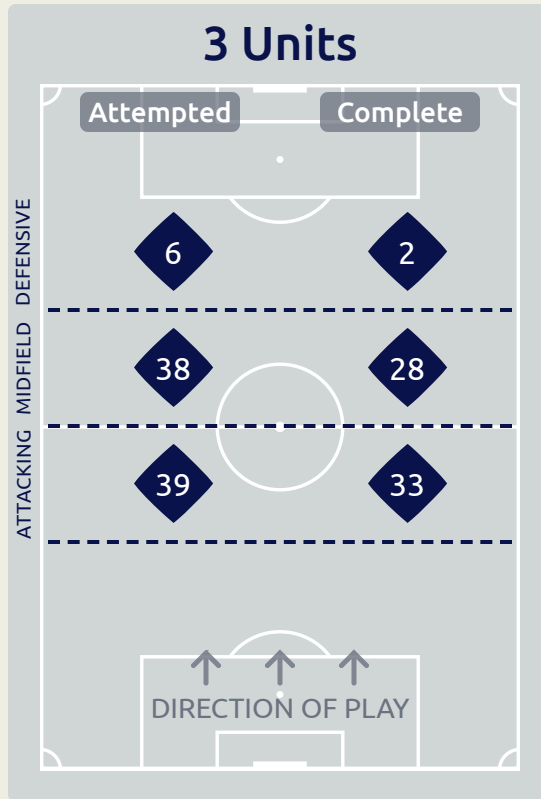
Japan

Attempted Line Breaks

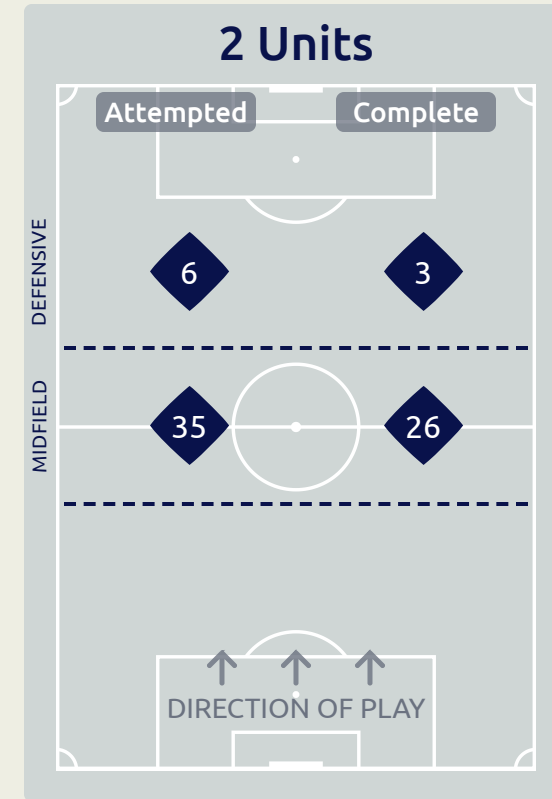
131



<b>Attempted Line Breaks</b>	<b>7</b>
Inside Shape	5
Outside Shape	2



<b>Attempted Line Breaks</b>	<b>83</b>
Inside Shape	48
Outside Shape	35



<b>Attempted Line Breaks</b>	<b>41</b>
Inside Shape	25
Outside Shape	16



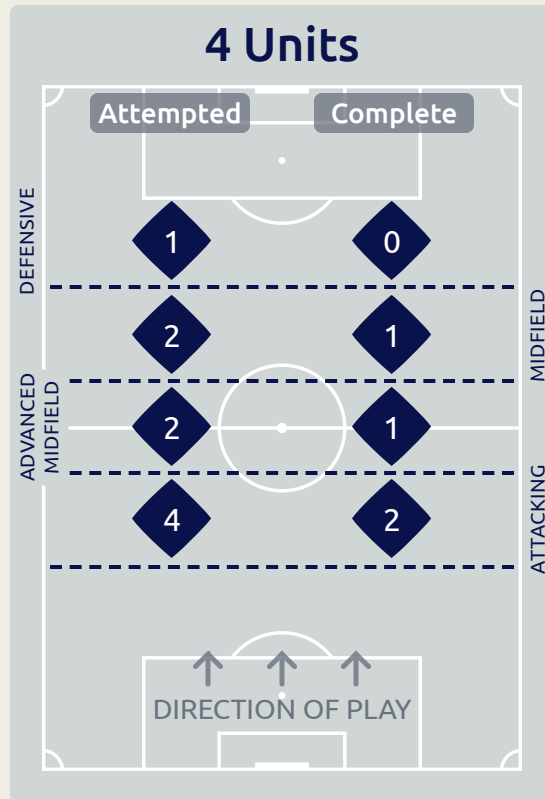
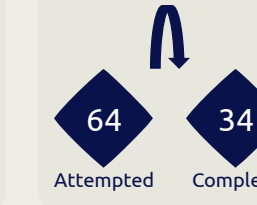
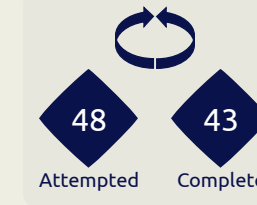
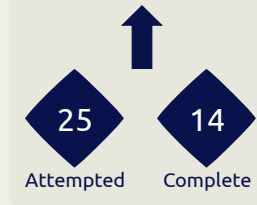
# Line Breaks



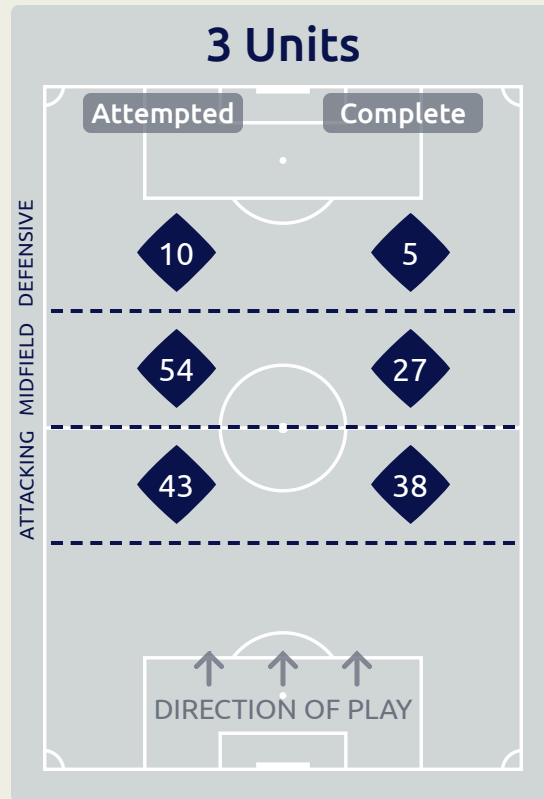
Israel

Attempted Line Breaks

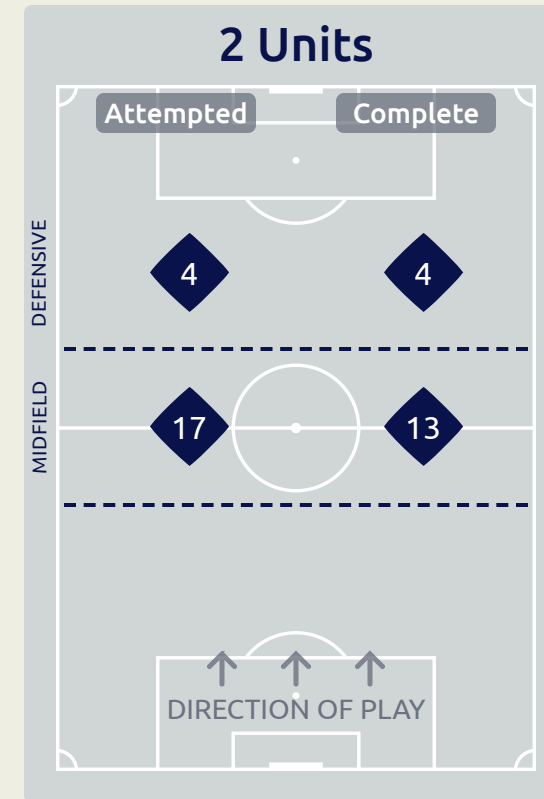
137



<b>Attempted Line Breaks</b>	<b>9</b>
Inside Shape	7
Outside Shape	2



<b>Attempted Line Breaks</b>	<b>107</b>
Inside Shape	56
Outside Shape	51



<b>Attempted Line Breaks</b>	<b>21</b>
Inside Shape	8
Outside Shape	13





# Passing Networks

Japan



#	Passes From ↓ to →	KIMURA Ryoya	TANAKA Hayato	YAMANE Riku	MATSUKI Kuryu	SANO Kodai	SAKAMOTO Isa	CHASE Anrie	TAKAHASHI Niko	MATSUMURA Kosuke	TAKAI Kota	ABE Taisei	MATSUDA Hayate	FUKUI Taichi	FUKUDA Shio	KITANO Sota	KUMATA Naoki
1	KIMURA Ryoya		6	0	0	1	0	8	1	1	1	0	0	1	0	0	0
3	TANAKA Hayato	2		8	3	6	1	15	6	1	3	8	0	0	0	0	0
5	YAMANE Riku	0	8		2	0	0	6	9	7	3	2	0	0	0	0	0
7	MATSUKI Kuryu	0	2	2		1	2	4	2	5	6	2	0	1	0	0	0
8	SANO Kodai	0	6	5	4		7	1	1	4	10	4	0	2	0	0	0
11	SAKAMOTO Isa	0	0	1	4	5		0	0	1	3	0	0	0	0	0	0
13	CHASE Anrie	2	17	2	1	5	2		3	0	14	0	1	0	0	0	0
16	TAKAHASHI Niko	2	10	3	2	7	1	2		1	1	9	0	0	0	0	0
17	MATSUMURA Kosuke	0	2	2	5	1	0	5	3		8	5	0	1	1	0	0
19	TAKAI Kota	1	2	5	0	4	6	12	2	9		1	0	1	0	0	0
20	ABE Taisei	0	1	4	1	5	1	1	11	0	0		0	0	0	0	0
2	MATSUDA Hayate	0	0	0	0	0	0	0	0	0	0	0		1	1	0	0
6	FUKUI Taichi	0	1	2	0	0	0	0	0	1	1	0	1		0	0	0
9	FUKUDA Shio	0	1	0	0	1	0	0	0	0	0	0	0	0		0	0
10	KITANO Sota	0	0	0	0	0	0	0	0	0	0	0	1	2	0		0
18	KUMATA Naoki	0	0	0	0	0	0	0	0	0	0	0	0	0	0	0	

### Top 5 Player to Player Passers

Player	Passed To	% of Total Team Passes
CHASE Anrie	TANAKA Hayato	4.2%
TANAKA Hayato	CHASE Anrie	3.7%
CHASE Anrie	TAKAI Kota	3.5%
TAKAI Kota	CHASE Anrie	3%

ABE Taisei	TAKAHASHI Niko	2.7%
------------	----------------	------



# Passing Networks

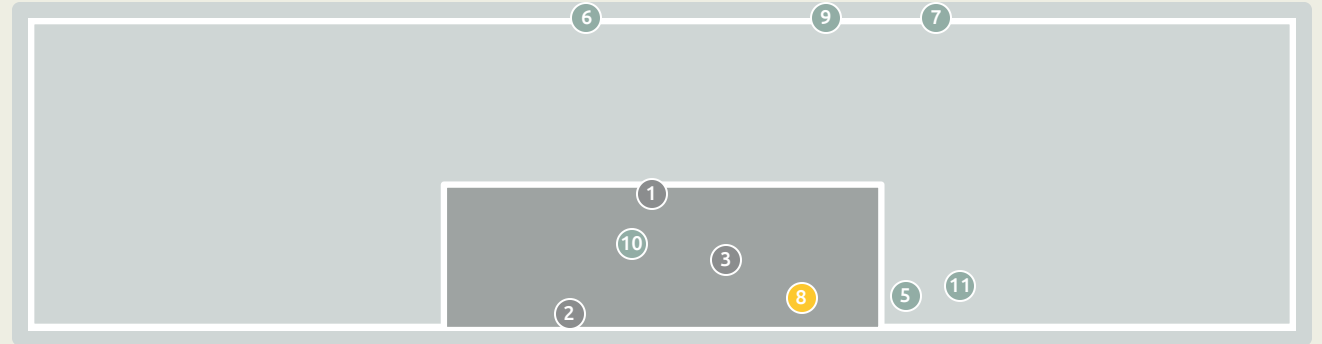
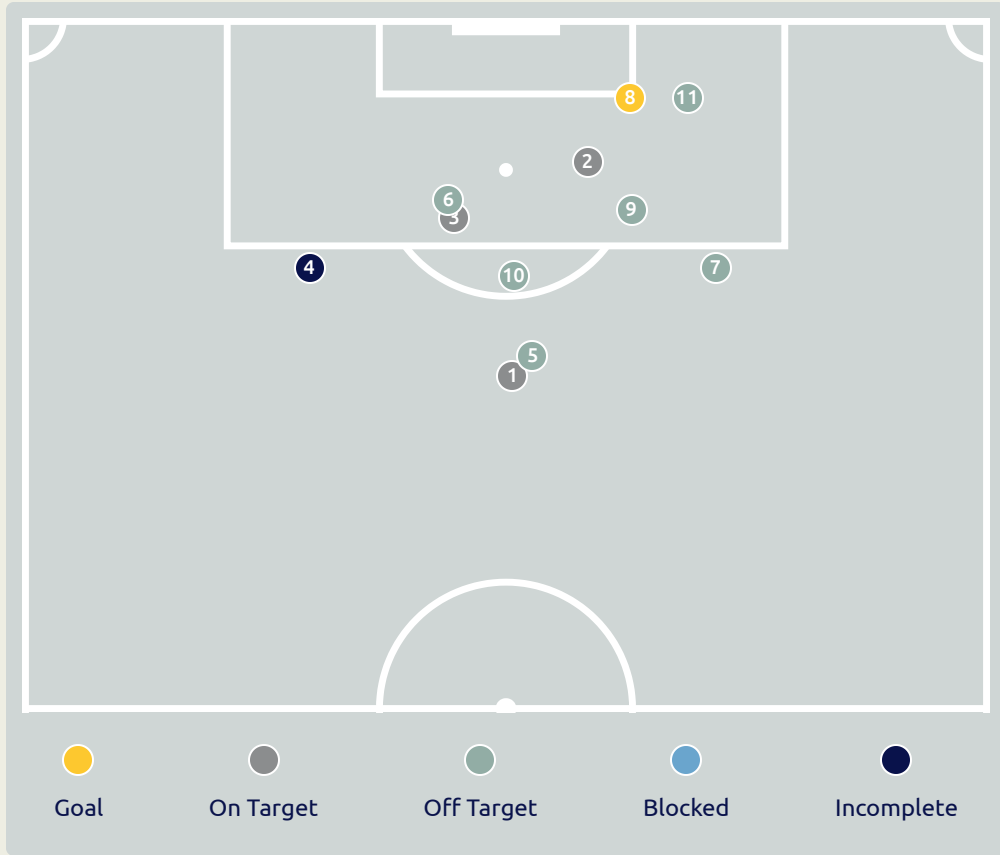
#	Passes From ↓ to →	ZARFATI Tomer	FEINGOLD Ilay	ISRAELOV Or	LEMKIN Stav	KANCEPOLSKY El Yam	MADMOUN Ilay	TURGEMAN Dor	LUGASSY Ariel	REVIVO Roy	ABED Tay	IBRAHIM Ahmad	EDRI Shon	SHIBLI Hamza	NAVI Roy	BINYAMIN Ran	SENIOR Omer
1	ZARFATI Tomer		0	17	12	0	0	1	0	1	0	0	0	0	1	0	0
2	FEINGOLD Ilay	1		1	3	2	8	1	0	0	1	0	0	0	0	0	2
3	ISRAELOV Or	9	2		24	12	16	1	3	21	0	0	0	0	0	0	0
4	LEMKIN Stav	6	4	21		9	9	4	1	2	4	1	0	0	0	0	1
6	KANCEPOLSKY El Yam	0	2	12	11		4	0	0	2	0	0	0	0	0	0	0
8	MADMOUN Ilay	1	6	14	14	3		1	4	17	1	2	0	2	3	1	1
9	TURGEMAN Dor	0	1	0	1	0	3		0	1	1	2	0	0	1	0	1
10	LUGASSY Ariel	0	0	1	0	1	3	1		4	3	1	0	0	0	0	0
12	REVIVO Roy	2	1	22	0	3	9	2	6		1	1	0	3	0	0	1
15	ABED Tay	0	1	0	2	0	6	1	1	3		0	0	0	0	0	0
20	IBRAHIM Ahmad	1	2	1	1	1	0	0	0	0	0		0	0	0	0	0
5	EDRI Shon	0	0	0	0	0	0	0	0	0	0	0		0	0	0	0
11	SHIBLI Hamza	0	0	0	0	0	1	2	0	3	0	0	0		1	0	0
14	NAVI Roy	0	1	1	1	0	0	2	0	0	0	0	0	0		0	0
16	BINYAMIN Ran	0	0	0	0	0	0	0	0	0	1	0	0	0	0		1
17	SENIOR Omer	0	0	0	1	0	1	0	0	0	0	0	0	0	0	0	

Top 5 Player to Player Passers		
Player	Passed To	% of Total Team Passes
ISRAELOV Or	LEMKIN Stav	5.6%
REVIVO Roy	ISRAELOV Or	5.2%
ISRAELOV Or	REVIVO Roy	4.9%
LEMKIN Stav	ISRAELOV Or	4.9%
ZARFATI Tomer	ISRAELOV Or	4%

Japan



# Attempts at Goal



Key	Outcome	Shots
●	Goals	1
●	On Target	3
●	Off Target	6
●	Blocked	0
●	Incomplete	1

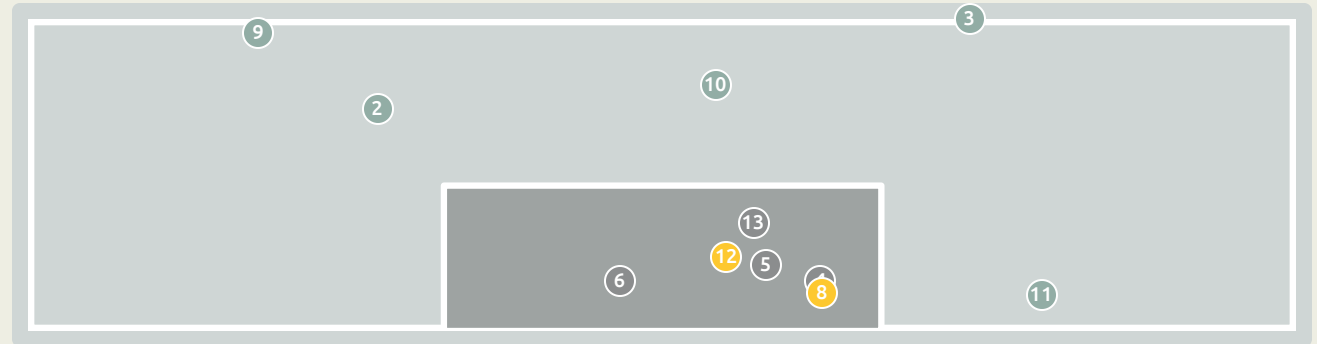
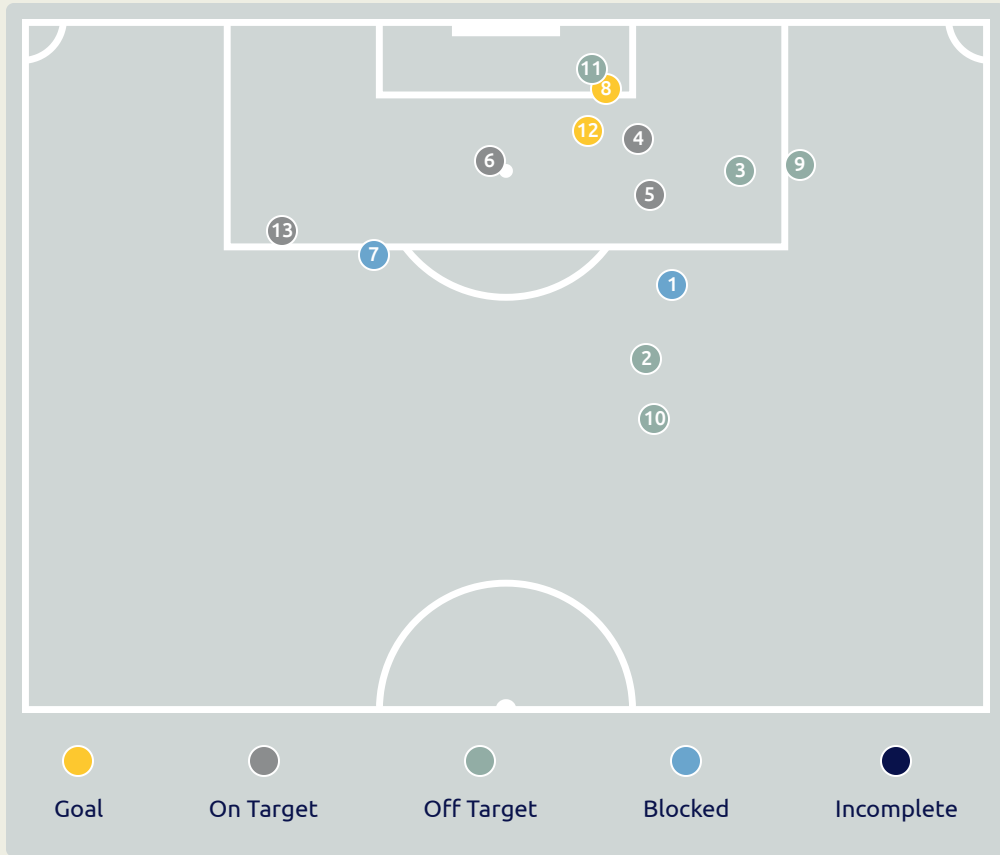
## Attempts at Goal






Japan



Time	Player	Outcome	Body Part	Delivery Type
5	17 MATSUMURA Kosuke	On Target - Saved	Left Foot	Pass
5	17 MATSUMURA Kosuke	Deflected On Target - Defensive Event	Right Foot	Loose Ball
7	20 ABE Taisei	On Target - Saved	Right Foot	Pass
8	20 ABE Taisei	Incomplete - Defensive Event	Left Foot	Loose Ball
9	7 MATSUKI Kuryu	Off Target	Left Foot	Pass
21	7 MATSUKI Kuryu	Off Target	Head	Cross
35	8 SANO Kodai	Off Target	Right Foot	Ball Progression
45	11 SAKAMOTO Isa	On Target - Goal	Head	Pass
50	11 SAKAMOTO Isa	Deflected Off Target - Defensive Event	Right Foot	Pass
89	6 FUKUI Taichi	Deflected Off Target - Defensive Event	Left Foot	Pass
97	13 CHASE Anrie	Off Target	Head	Other

# Attempts at Goal



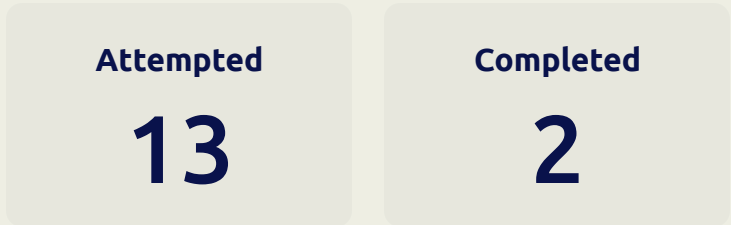
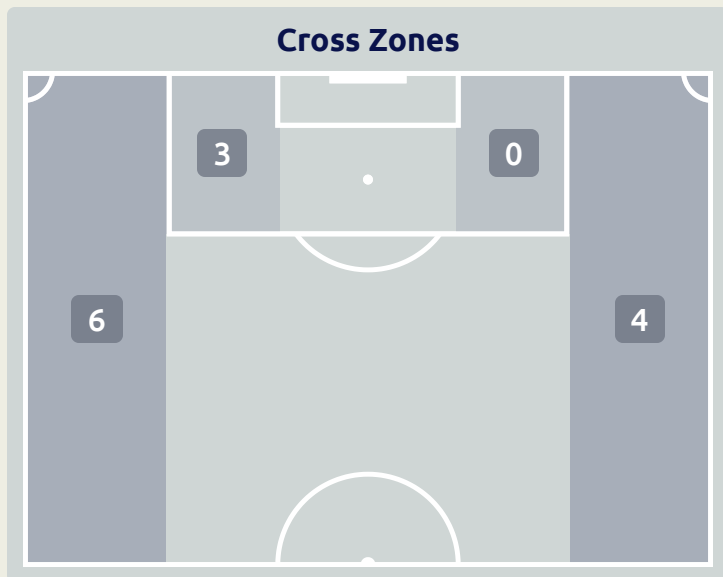
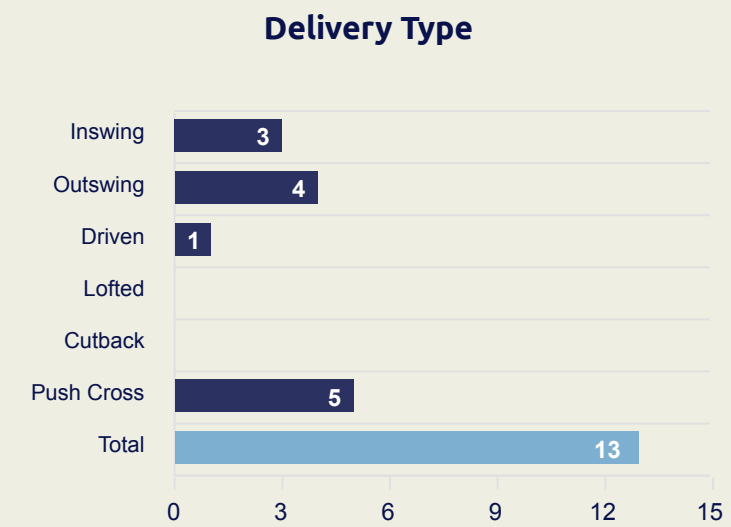
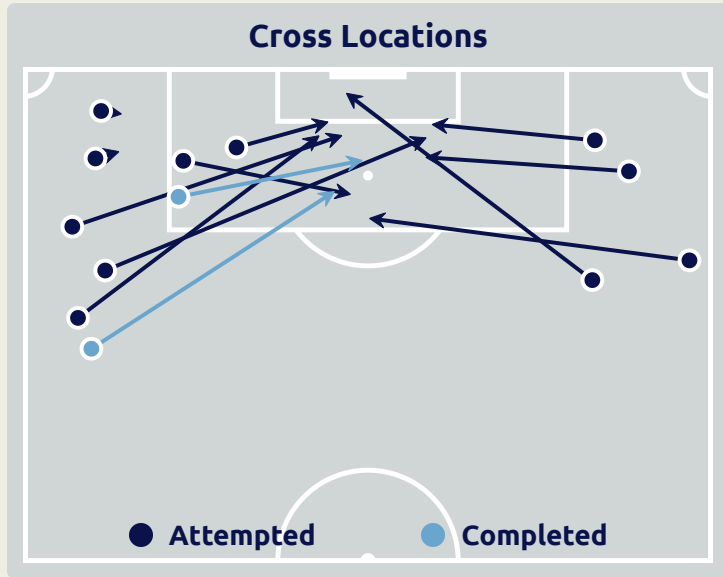
Key	Outcome	Shots
	Goals	2
	On Target	4
	Off Target	5
	Blocked	2
	Incomplete	0



## Attempts at Goal

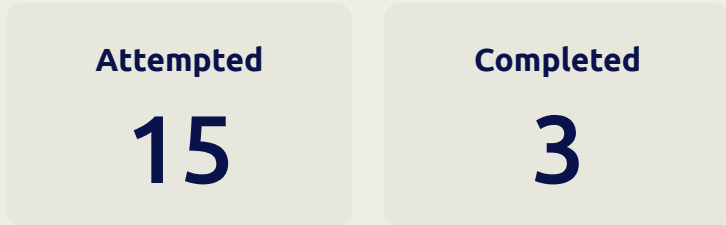
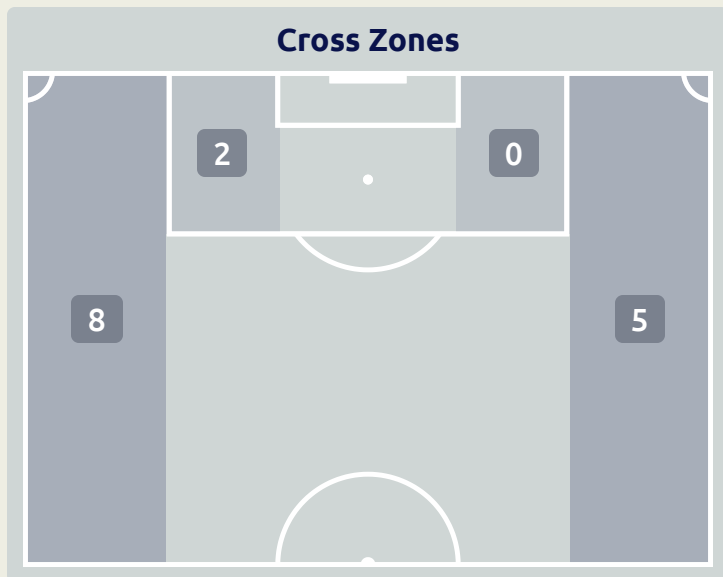
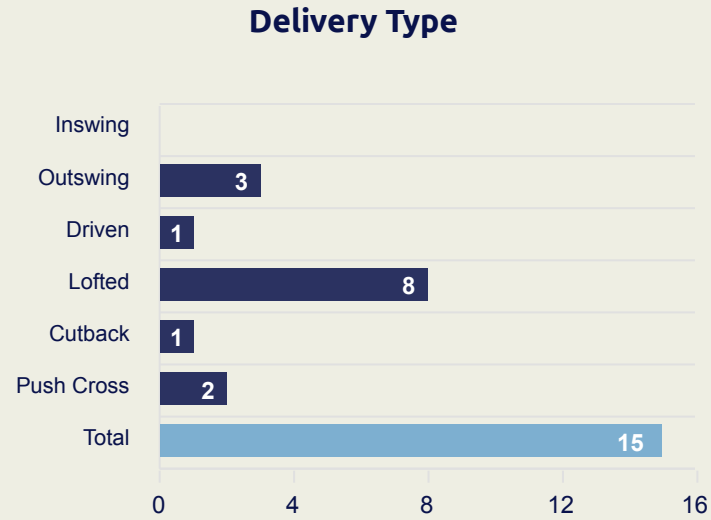
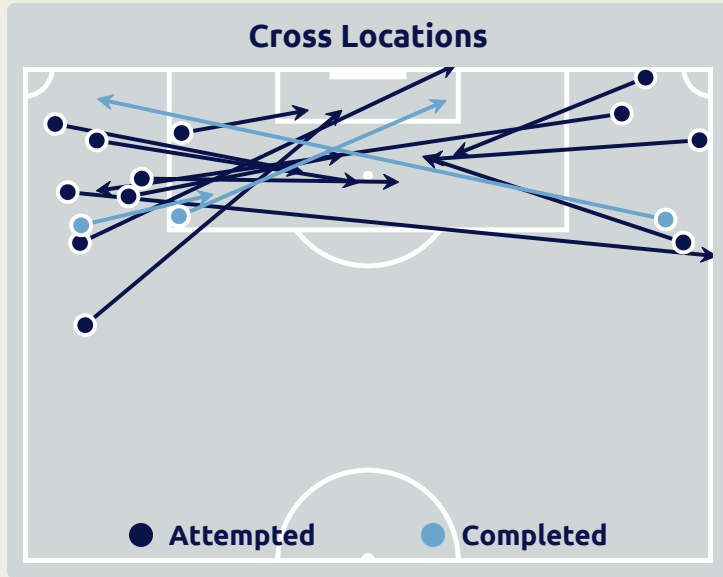
Time	Player	Outcome	Body Part	Delivery Type
1	15 ABED Tay	Incomplete - Blocked	Left Foot	Pass
36	8 MADMOUN Ilai	Off Target	Right Foot	Pass
47	2 FEINGOLD Ilay	Off Target	Right Foot	Loose Ball
47	20 IBRAHIM Ahmad	On Target - Saved	Right Foot	Cross
51	20 IBRAHIM Ahmad	On Target - Saved	Right Foot	Pass
51	10 LUGASSY Ariel	On Target	Left Foot	Loose Ball
75	9 TURGEMAN Dor	Incomplete - Blocked	Right Foot	Freekick
75	14 NAVI Roy	On Target - Goal	Head	Pass
80	17 SENIOR Omer	Off Target	Left Foot	Pass
83	14 NAVI Roy	Off Target	Right Foot	Loose Ball
86	9 TURGEMAN Dor	Off Target	Head	Cross
90	17 SENIOR Omer	On Target - Goal	Right Foot	Pass
94	11 SHIBLI Hamza	On Target - Saved	Right Foot	Pass

# Crosses (Open Play)



#	Player	Inswing	Outswing	Driven	Lofted	Cutback	Push Cross	Total Attempted
1	KIMURA Ryoya	0	0	0	0	0	0	0
3	TANAKA Hayato	0	0	0	0	0	0	0
5	YAMANE Riku	0	0	0	0	0	0	0
7	MATSUKI Kuryu	0	0	0	0	0	0	0
8	SANO Kodai	1	0	1	0	0	0	2
11	SAKAMOTO Isa	0	0	0	0	0	1	1
13	CHASE Anrie	0	0	0	0	0	0	0
16	TAKAHASHI Niko	1	2	0	0	0	3	6
17	MATSUMURA Kosuke	1	1	0	0	0	0	2
19	TAKAI Kota	0	0	0	0	0	0	0
20	ABE Taisei	0	0	0	0	0	0	0
2	MATSUDA Hayate	0	1	0	0	0	1	2
6	FUKUI Taichi	0	0	0	0	0	0	0
9	FUKUDA Shio	0	0	0	0	0	0	0
10	KITANO Sota	0	0	0	0	0	0	0
18	KUMATA Naoki	0	0	0	0	0	0	0

# Crosses (Open Play)



#	Player	Inswing	Outswing	Driven	Lofted	Cutback	Push Cross	Total Attempted
1	ZARFATI Tomer	0	0	0	0	0	0	0
2	FEINGOLD Ilay	0	1	0	2	1	0	4
3	ISRAELOV Or	0	0	0	0	0	0	0
4	LEMKIN Stav	0	0	0	0	0	0	0
6	KANCEPOLSKY El Yam	0	0	0	0	0	0	0
8	MADMOUN Ilai	0	0	0	0	0	0	0
9	TURGEMAN Dor	0	0	0	0	0	0	0
10	LUGASSY Ariel	0	0	0	3	0	1	4
12	REVIVO Roy	0	1	1	2	0	1	5
15	ABED Tay	0	0	0	0	0	0	0
20	IBRAHIM Ahmad	0	1	0	0	0	0	1
5	EDRI Shon	0	0	0	0	0	0	0
11	SHIBLI Hamza	0	0	0	1	0	0	1
14	NAVI Roy	0	0	0	0	0	0	0
16	BINYAMIN Ran	0	0	0	0	0	0	0
17	SENIOR Omer	0	0	0	0	0	0	0



# Offering to Receive

431

Total Offers Made

149

Total Offers Received

## Most Offers

65

**MATSUMURA Kosuke**  
ATTACKING MIDFIELD RIGHT

158

Offers Made in Final Third

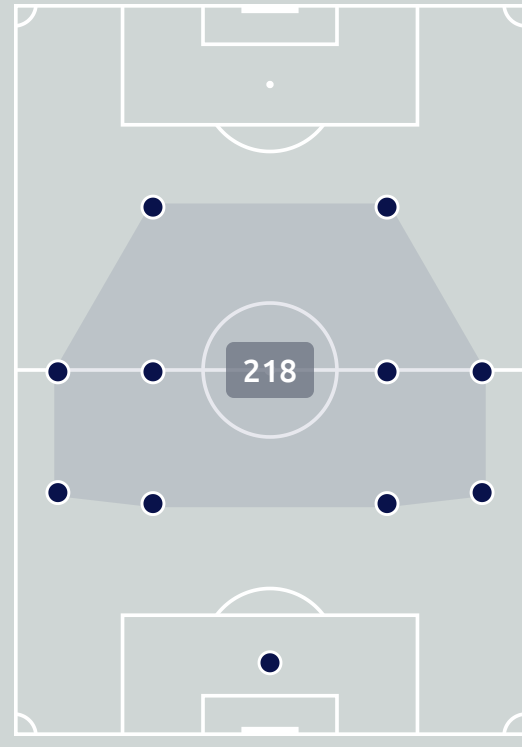
201

Offers Made in Middle Third

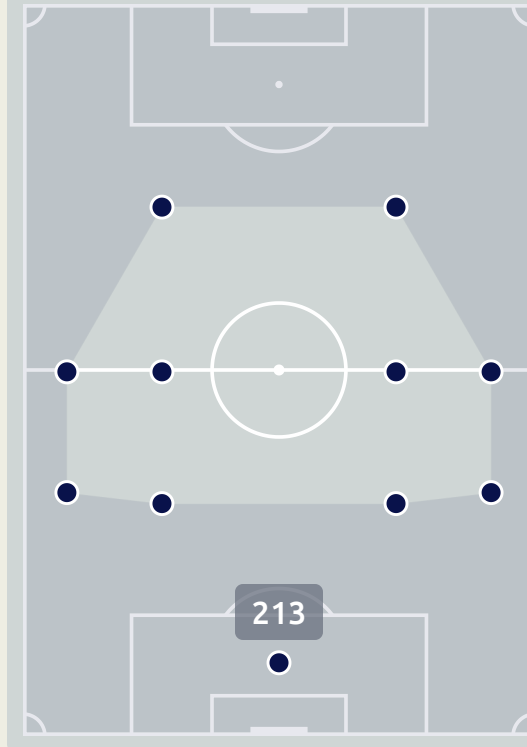
72

Offers Made in Defensive Third

### Offers Made Inside Shape

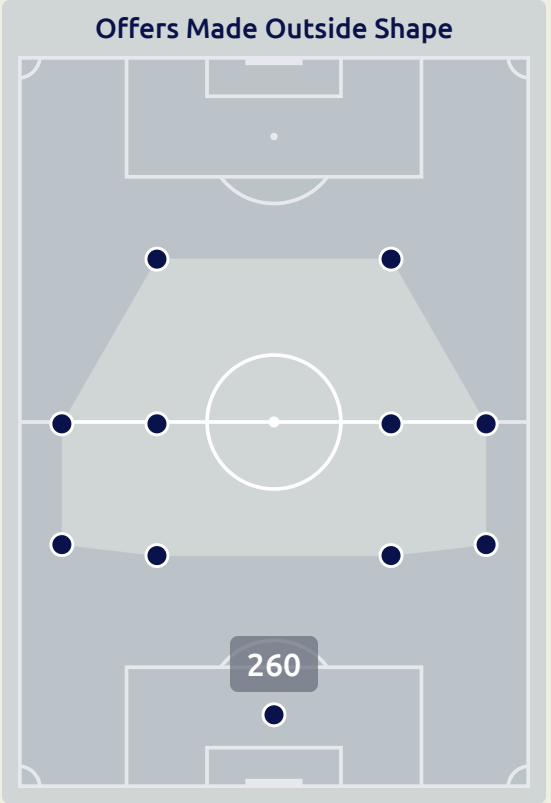
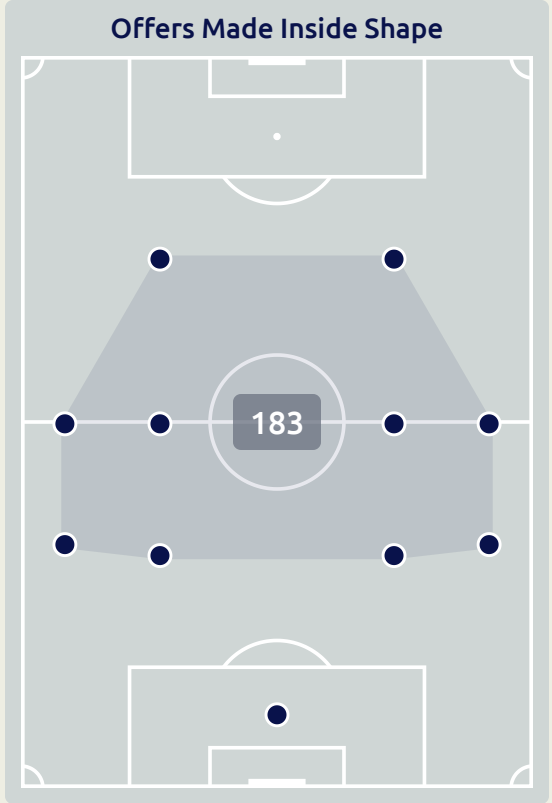


### Offers Made Outside Shape



#	Player	Offers Made	Offers Received	% Made & Received
1	KIMURA Ryoya	13	6	46.2%
3	TANAKA Hayato	34	12	35.3%
5	YAMANE Riku	24	7	29.2%
7	MATSUKI Kuryu	57	23	40.4%
8	SANO Kodai	59	21	35.6%
11	SAKAMOTO Isa	42	11	26.2%
13	CHASE Anrie	11	7	63.6%
16	TAKAHASHI Niko	33	21	63.6%
17	MATSUMURA Kosuke	65	14	21.5%
19	TAKAI Kota	29	10	34.5%
20	ABE Taisei	47	12	25.5%
2	MATSUDA Hayate	7	3	42.9%
6	FUKUI Taichi	2	0	0%
9	FUKUDA Shio	3	0	0%
10	KITANO Sota	3	2	66.7%
18	KUMATA Naoki	2	0	0%

# Offering to Receive



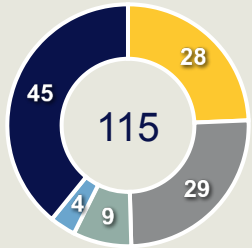
#	Player	Offers Made	Offers Received	% Made & Received
1	ZARFATI Tomer	21	12	57.1%
2	FEINGOLD Ilay	88	24	27.3%
3	ISRAELOV Or	11	9	81.8%
4	LEMKIN Stav	5	4	80%
6	KANCEPOLSKY El Yam	40	14	35%
8	MADMOUN Ilay	61	33	54.1%
9	TURGEMAN Dor	36	6	16.7%
10	LUGASSY Ariel	34	13	38.2%
12	REVIVO Roy	48	20	41.7%
15	ABED Tay	31	6	19.4%
20	IBRAHIM Ahmad	28	5	17.9%
5	EDRI Shon	1	0	0%
11	SHIBLI Hamza	13	4	30.8%
14	NAVI Roy	8	2	25%
16	BINYAMIN Ran	5	2	40%
17	SENIOR Omer	13	6	46.2%



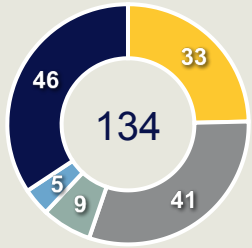
# Movement to Receive

## Movement Types by Phase

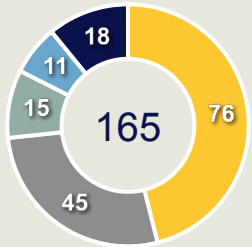
### Final Third Phase



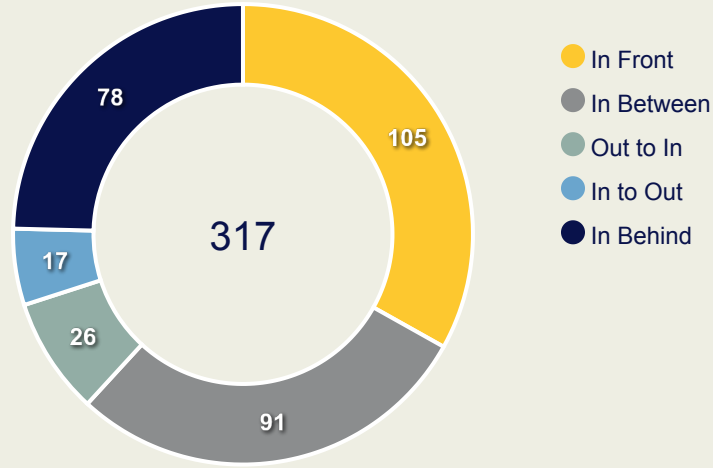
### Progression Phase



### Build Up Phase



## All Movement Types

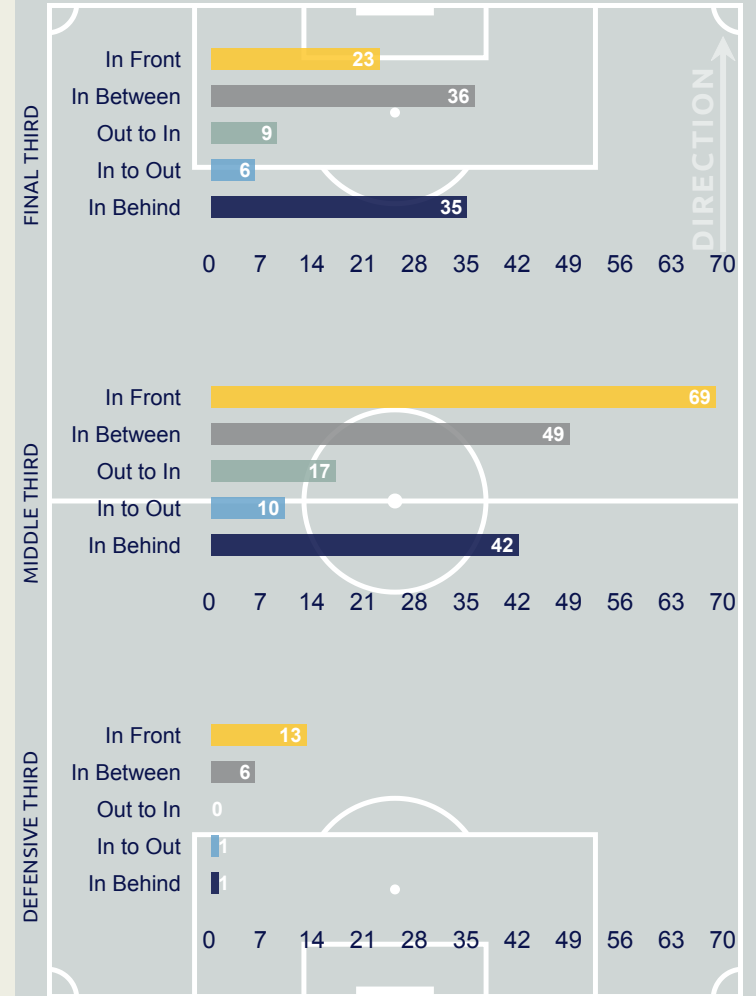


- In Front
- In Between
- Out to In
- In to Out
- In Behind

## Top Ranked Players

Type	Player	Movements
In Front	8 SANO Kodai	28
In Between	8 SANO Kodai	20
Out to In	17 MATSUMURA Kosuke	13
In to Out	7 MATSUKI Kuryu	7
In Behind	11 SAKAMOTO Isa	24

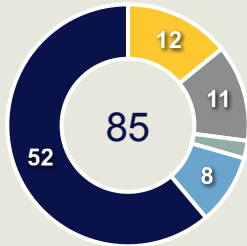
## Movement Types Pitch Third



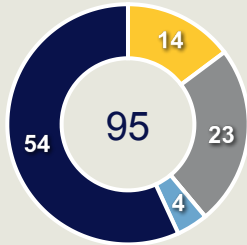
# Movement to Receive

## Movement Types by Phase

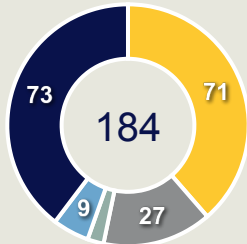
### Final Third Phase



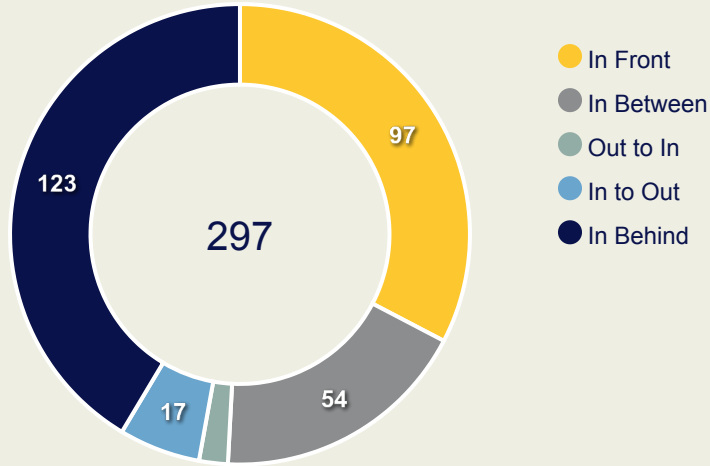
### Progression Phase



### Build Up Phase



## All Movement Types

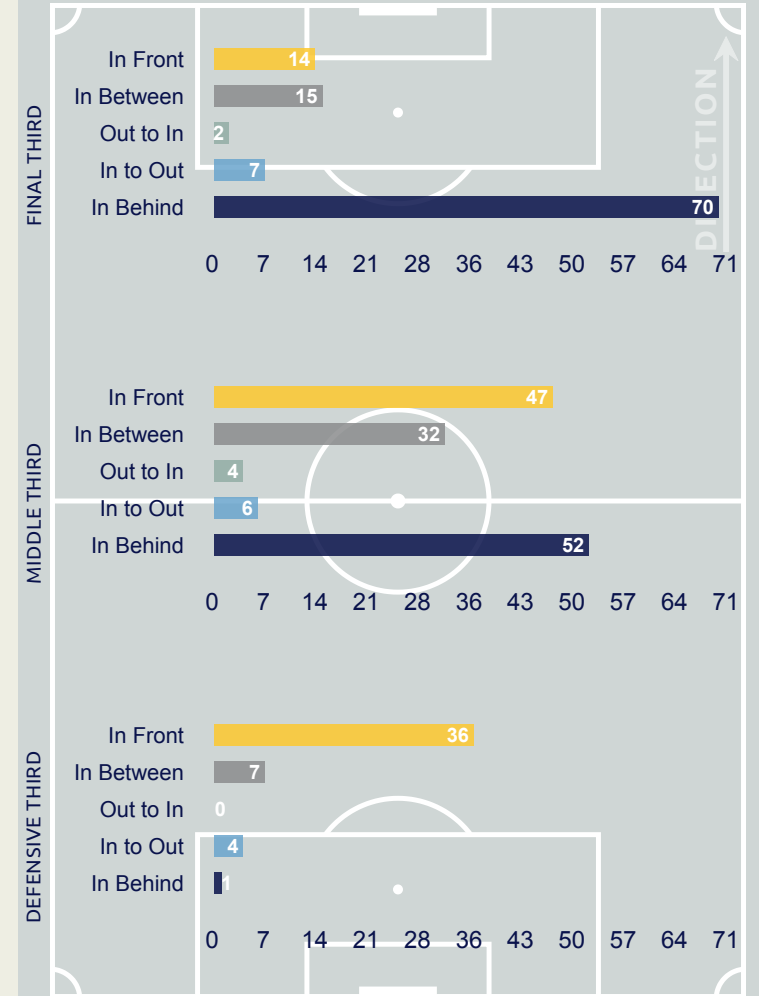


- In Front
- In Between
- Out to In
- In to Out
- In Behind

## Top Ranked Players

Type	Player	Movements
In Front	8 MADMOUN Ilai	34
In Between	6 KANCEPOLSKY El Yam	9
Out to In	10 LUGASSY Ariel	2
In to Out	8 MADMOUN Ilai	5
In Behind	2 FEINGOLD Ilay	32

## Movement Types Pitch Third



# OUT OF POSSESSION



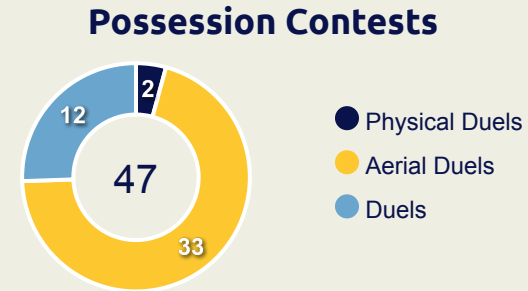
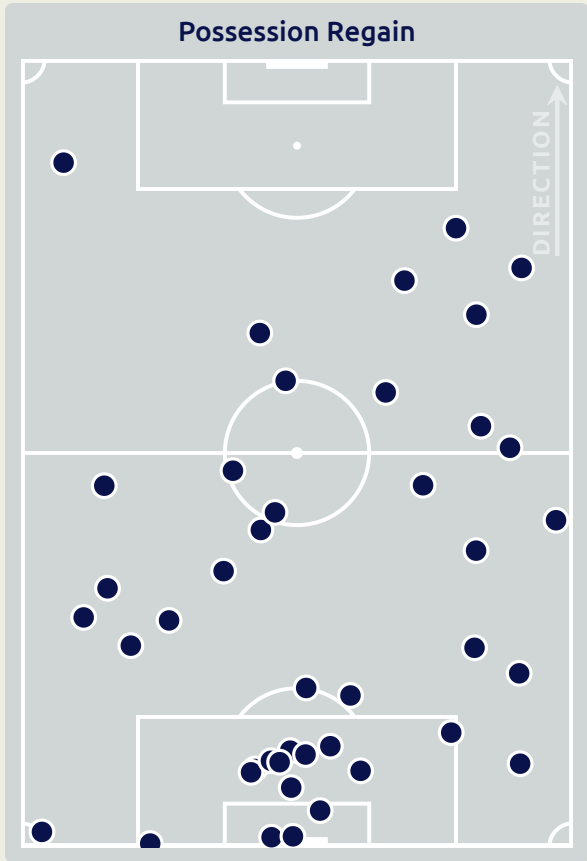
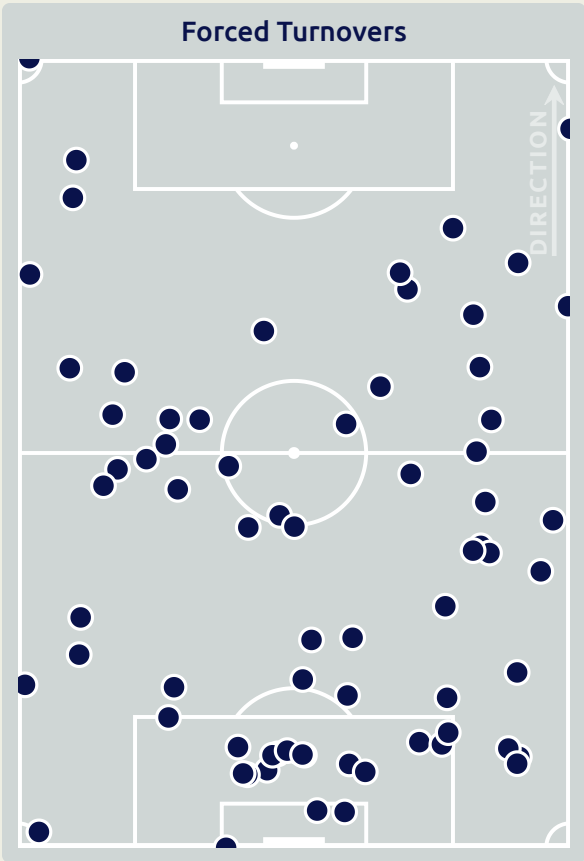
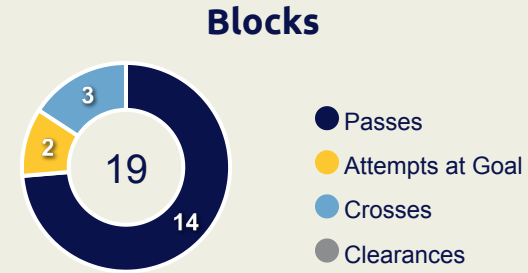
Japan v Israel





# Defensive Actions

<b>71</b> Forced Turnovers	<b>48</b> Possession Regained	<b>12</b> Interceptions	<b>21</b> Tackles	<b>5.22</b> Possession Actions / Defensive Action
-------------------------------	----------------------------------	----------------------------	----------------------	---



### Most Possession Regains

**8**

**SANO Kodai**  
DEFENSIVE MIDFIELD CENTRE RIGHT

#	Player	Total Possession Regains
1	KIMURA Ryoya	6
3	TANAKA Hayato	4
5	YAMANE Riku	3
7	MATSUKI Kuryu	1
8	SANO Kodai	8
11	SAKAMOTO Isa	2
13	CHASE Anrie	5
16	TAKAHASHI Niko	3
17	MATSUMURA Kosuke	5
19	TAKAI Kota	3
20	ABE Taisei	3
2	MATSUDA Hayate	1
6	FUKUI Taichi	2
9	FUKUDA Shio	1
10	KITANO Sota	1
18	KUMATA Naoki	0

# Defensive Actions

**65**

Forced Turnovers

**46**

Possession Regained

**7**

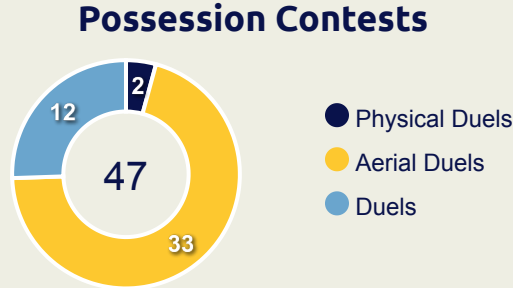
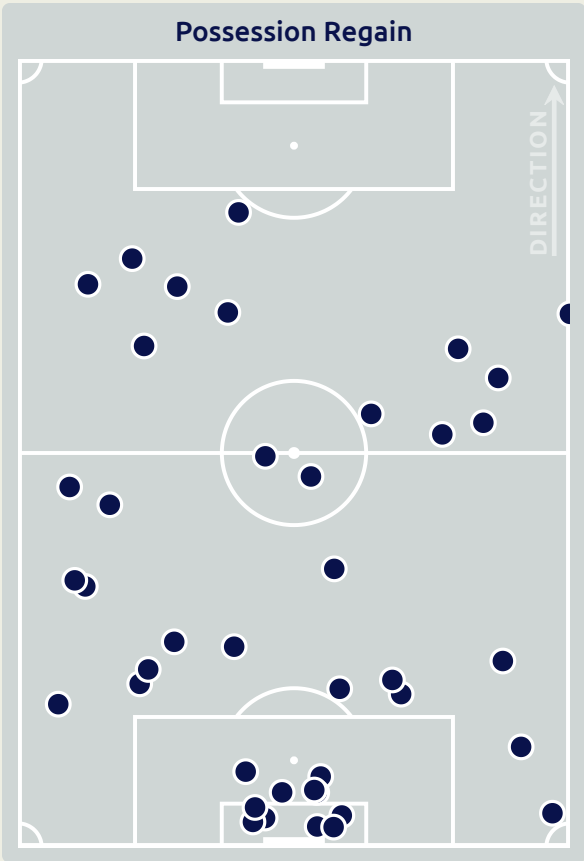
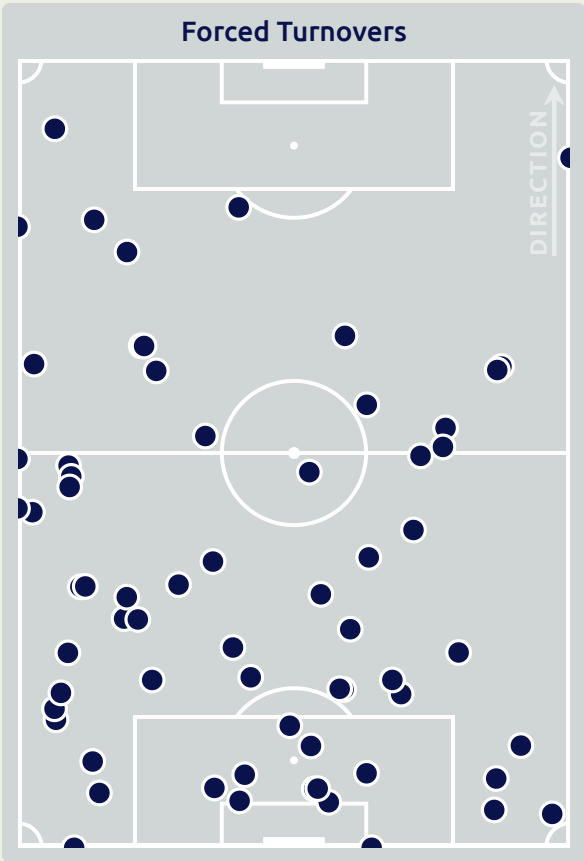
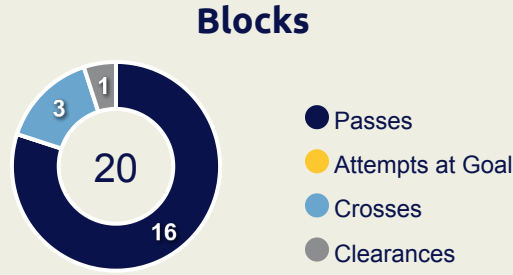
Interceptions

**30**

Tackles

**5.17**

Possession Actions / Defensive Action



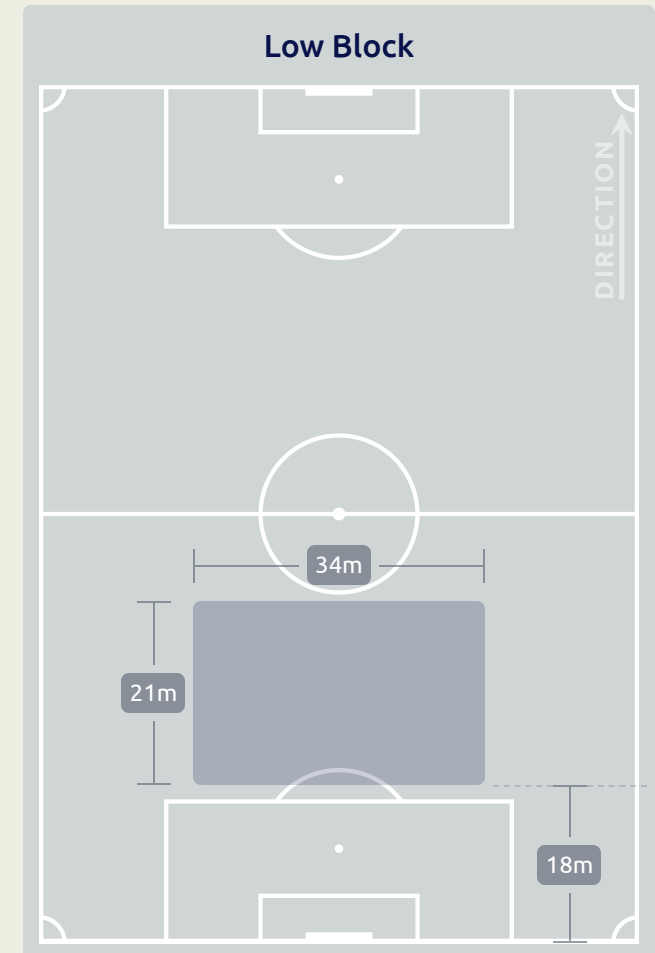
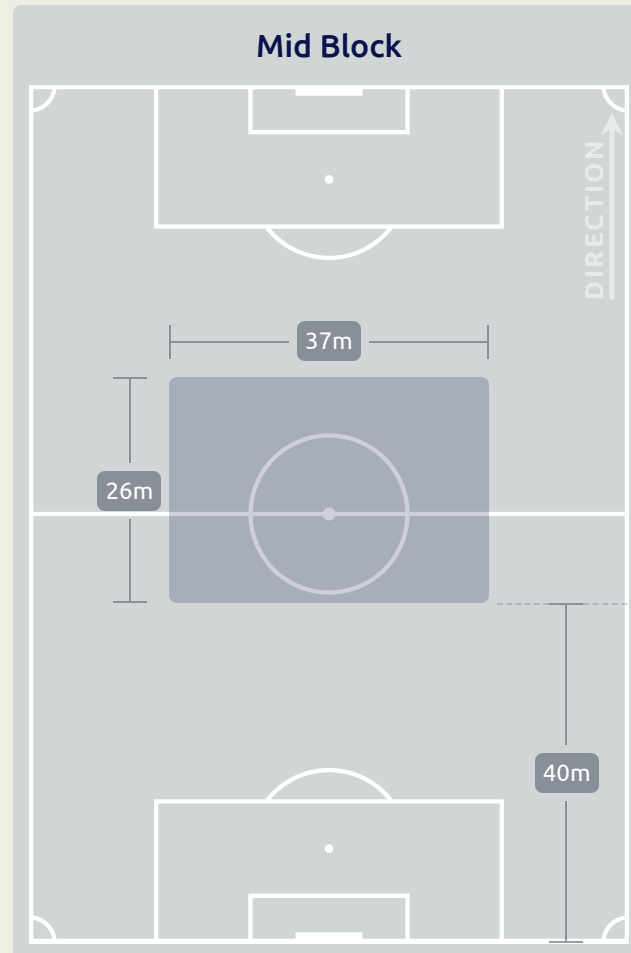
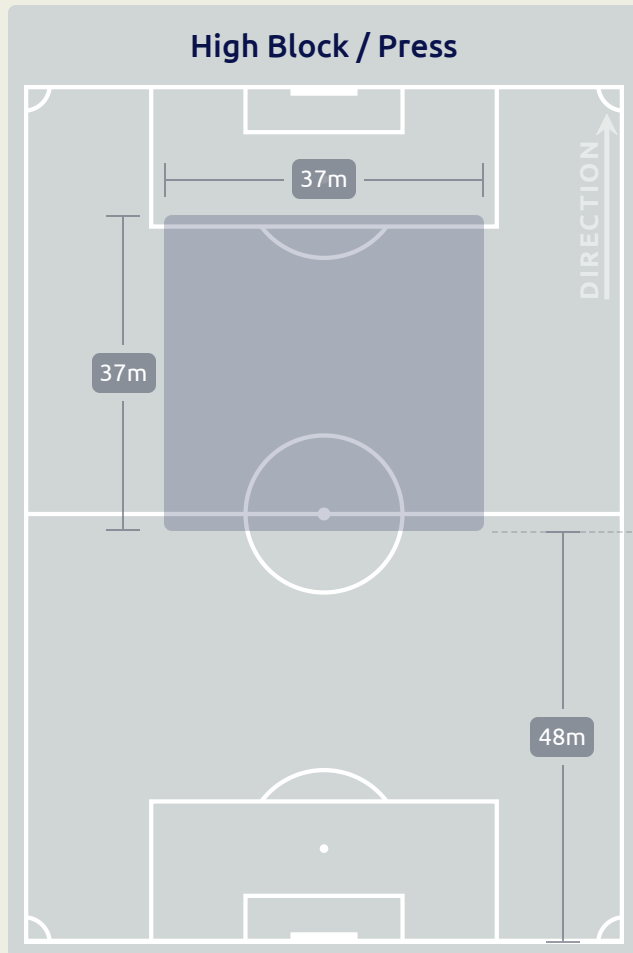
### Most Possession Regains

8

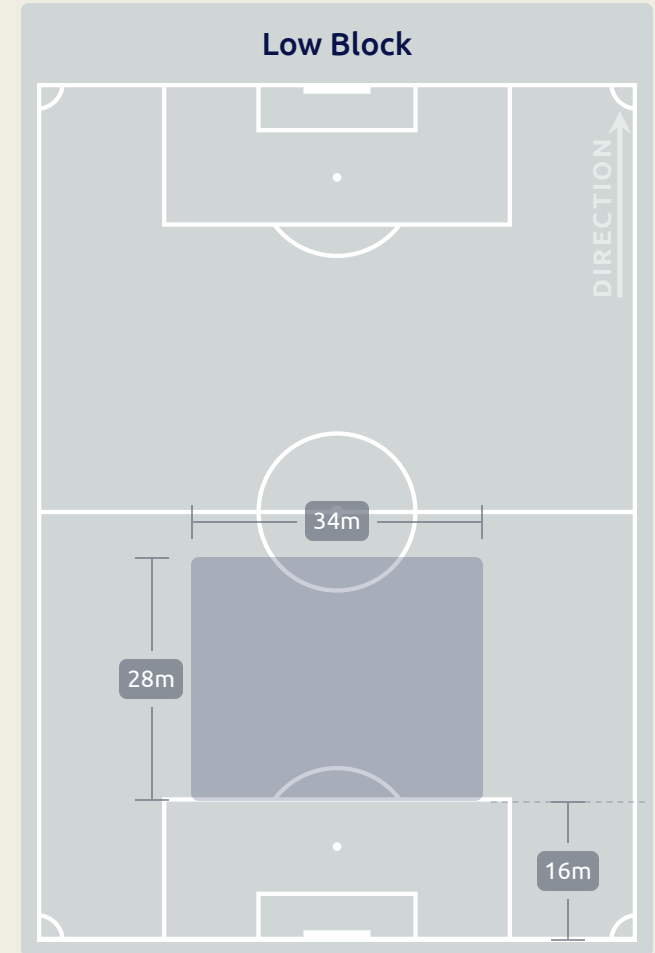
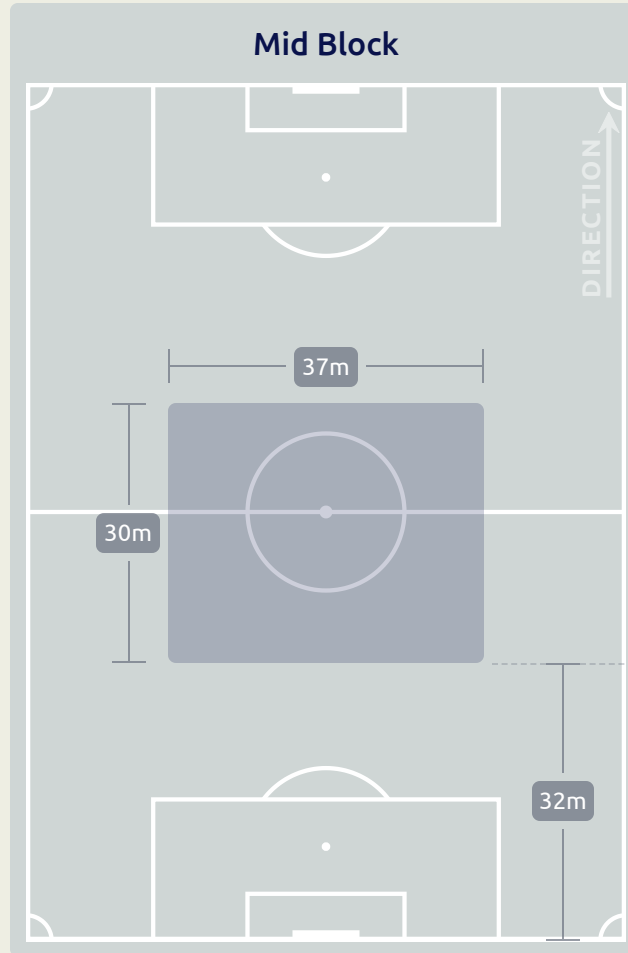
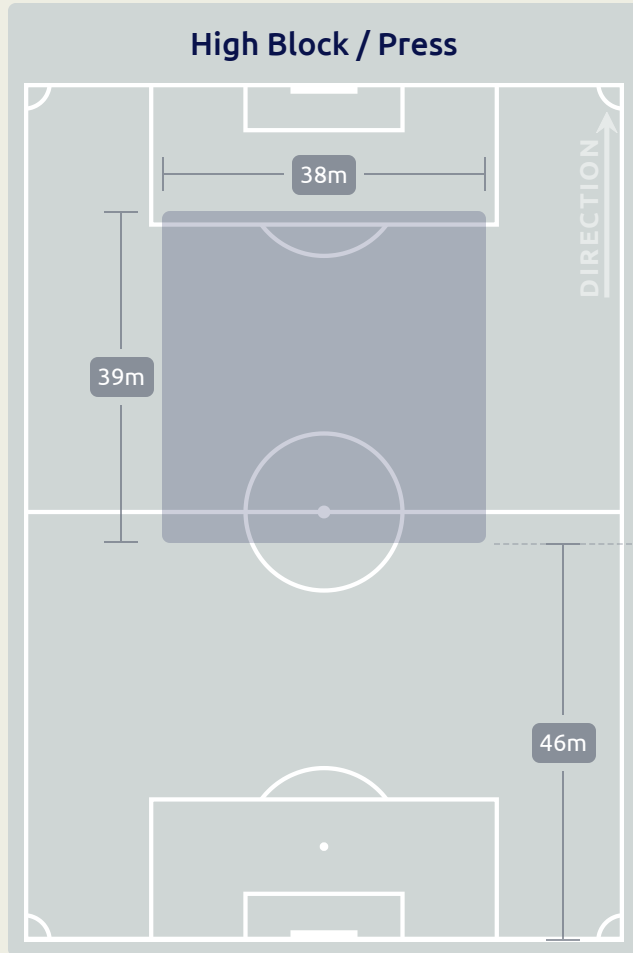
**LEMKIN Stav**  
RIGHT CENTRE BACK

#	Player	Total Possession Regains
1	ZARFATI Tomer	4
2	FEINGOLD Ilay	6
3	ISRAELOV Or	4
4	LEMKIN Stav	8
6	KANCEPOLSKY El Yam	1
8	MADMOUN Ilay	6
9	TURGEMAN Dor	3
10	LUGASSY Ariel	1
12	REVIVO Roy	8
15	ABED Tay	1
20	IBRAHIM Ahmad	0
5	EDRI Shon	1
11	SHIBLI Hamza	1
14	NAVI Roy	2
16	BINYAMIN Ran	0
17	SENIOR Omer	0

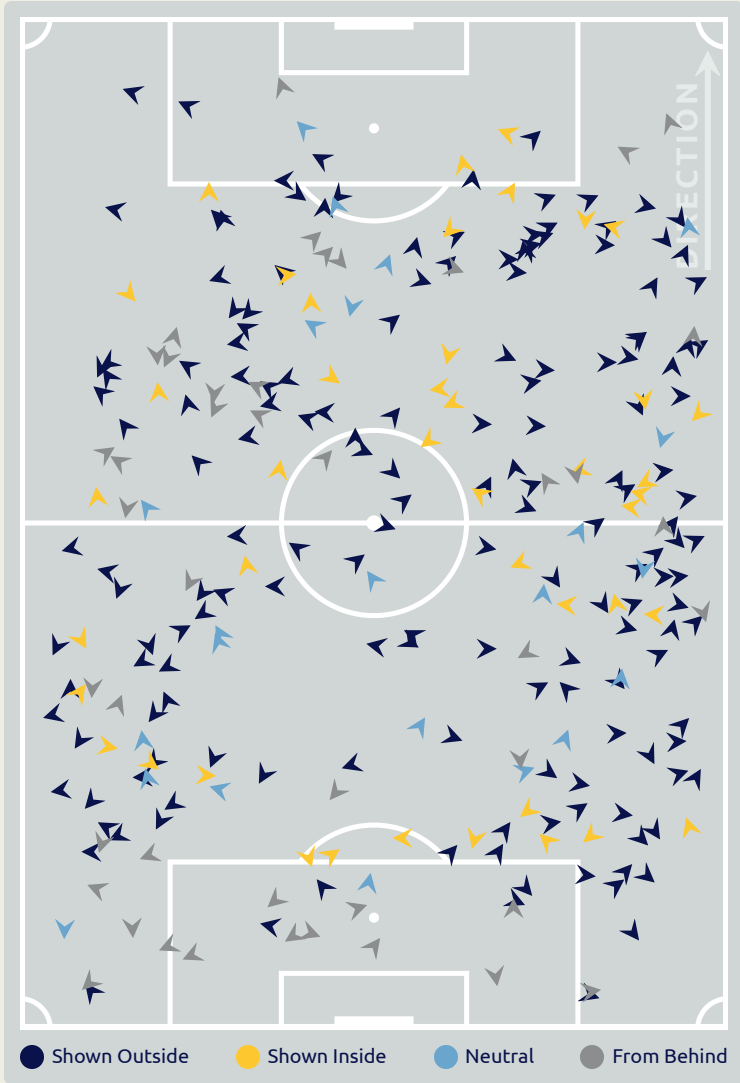
# Defensive Line Height & Team Length



# Defensive Line Height & Team Length



# Defensive Pressure



279	Total Pressures	244
47	Direct Pressures	38
1.41s	Avg Pressure Duration	1.24s
71	Forced Turnovers	65
12.36s	Ball Recovery Time	10.96s
127	Pushing on into Pressing	109
243	Pushing on	226
43	Pressing Direction Inside	41
169	Pressing Direction Outside	145

**Most Direct Pressures**

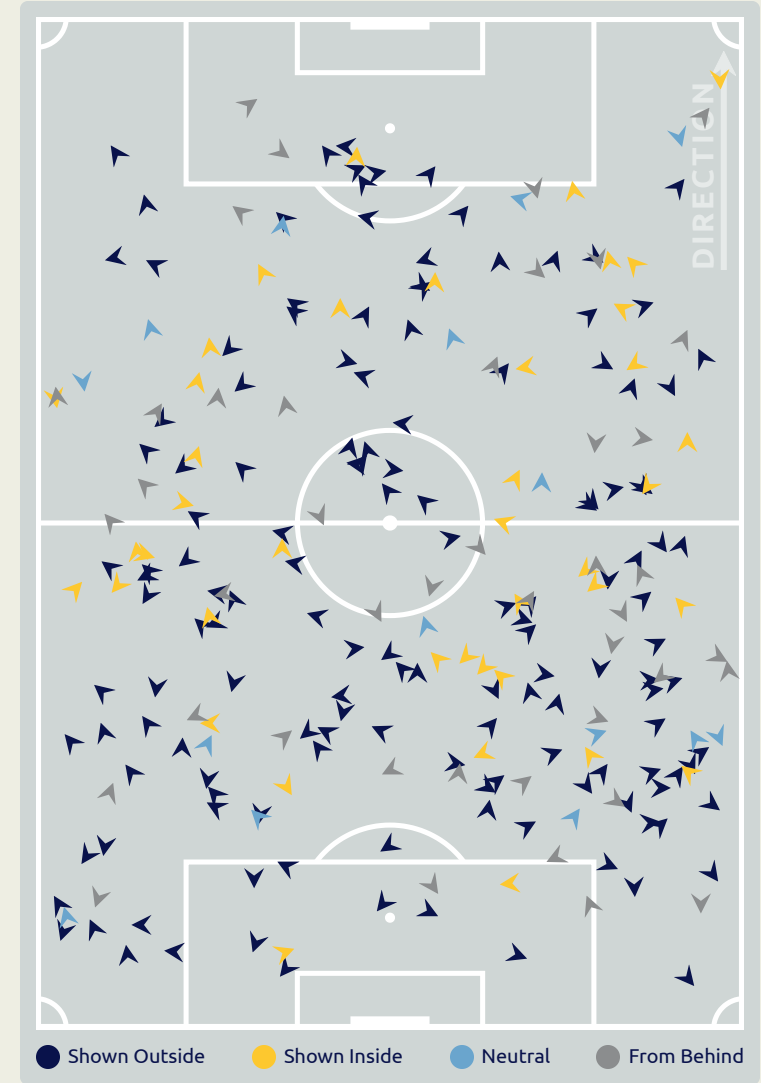
**8**

**MATSUMURA Kosuke**  
ATTACKING MIDFIELD RIGHT

**Most Direct Pressures**

**6**

**FEINGOLD Ilay**  
RIGHT BACK



# GOALKEEPING

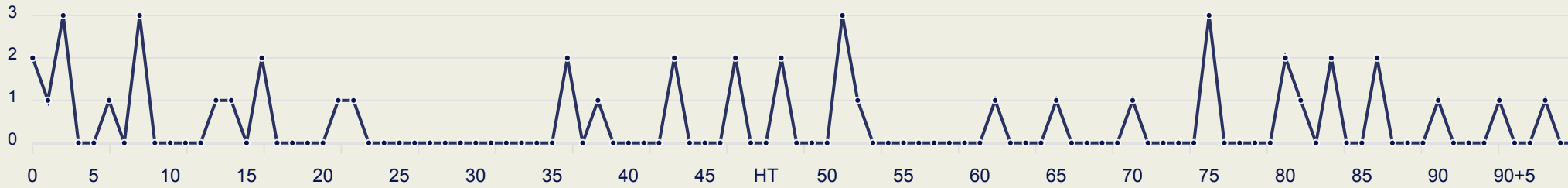


Japan v Israel

# Goalkeeping Involvement



### Japan GK Involvement Timeline

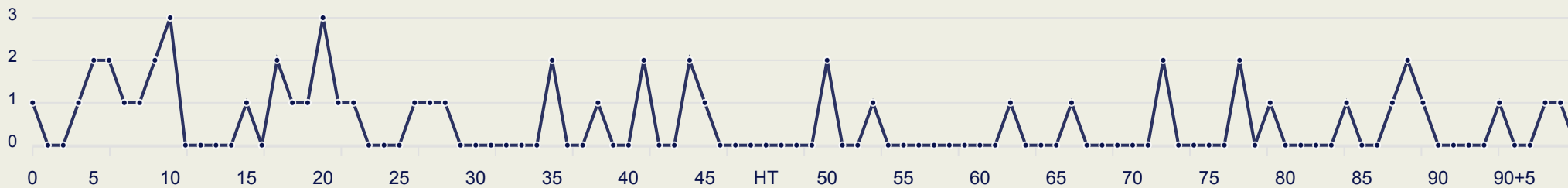


46

Total Involvements



### Israel GK Involvement Timeline



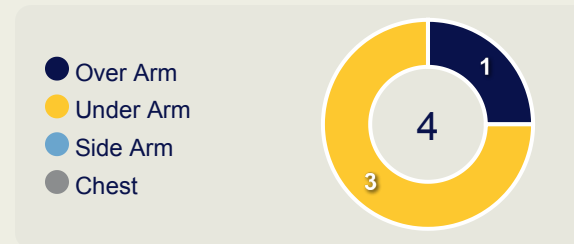
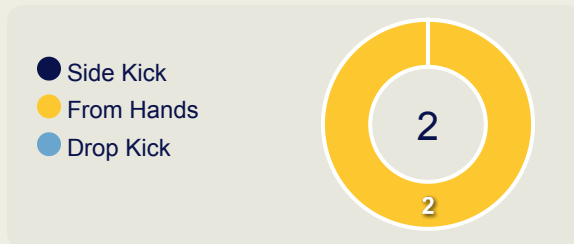
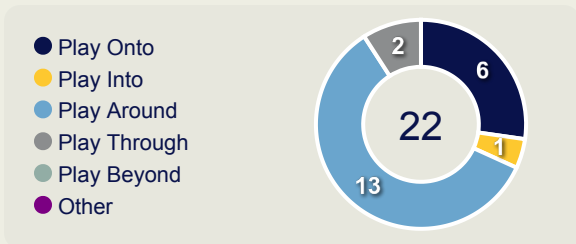
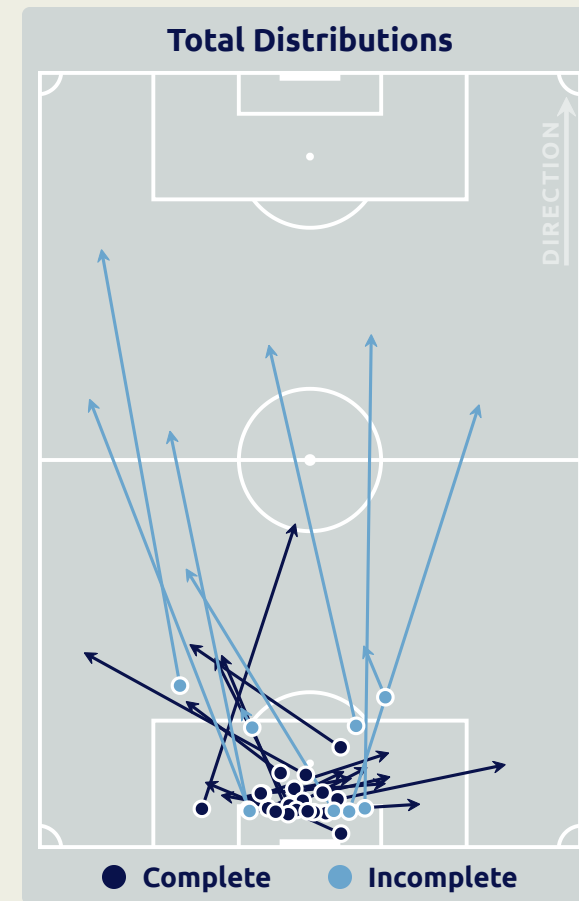
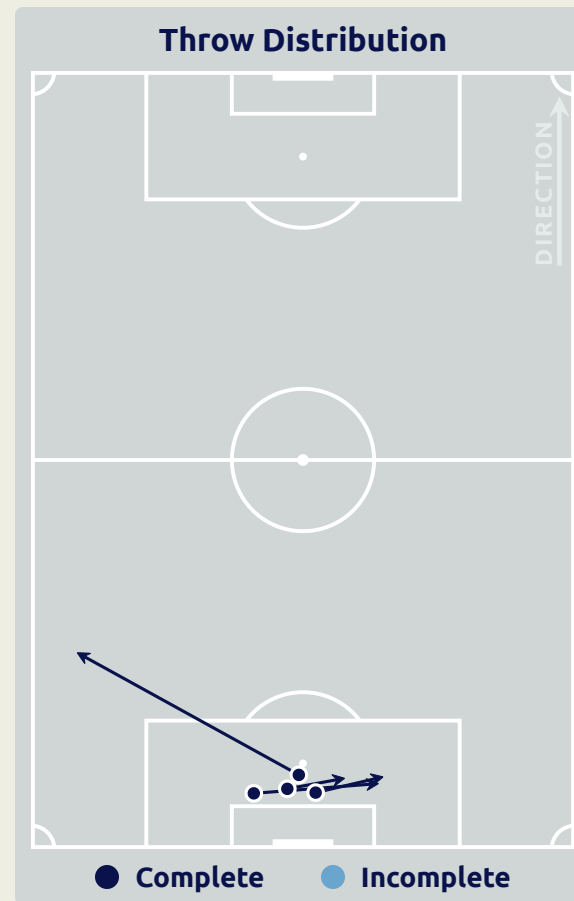
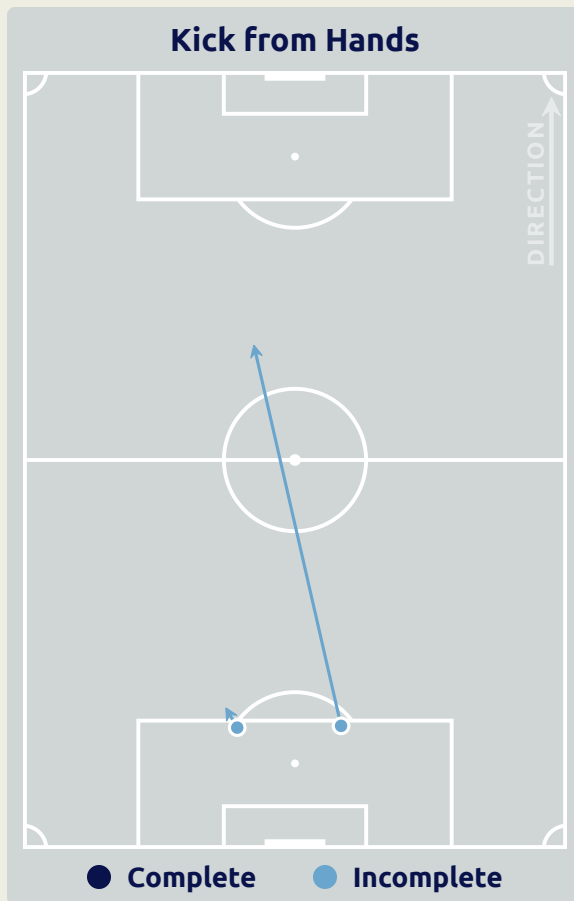
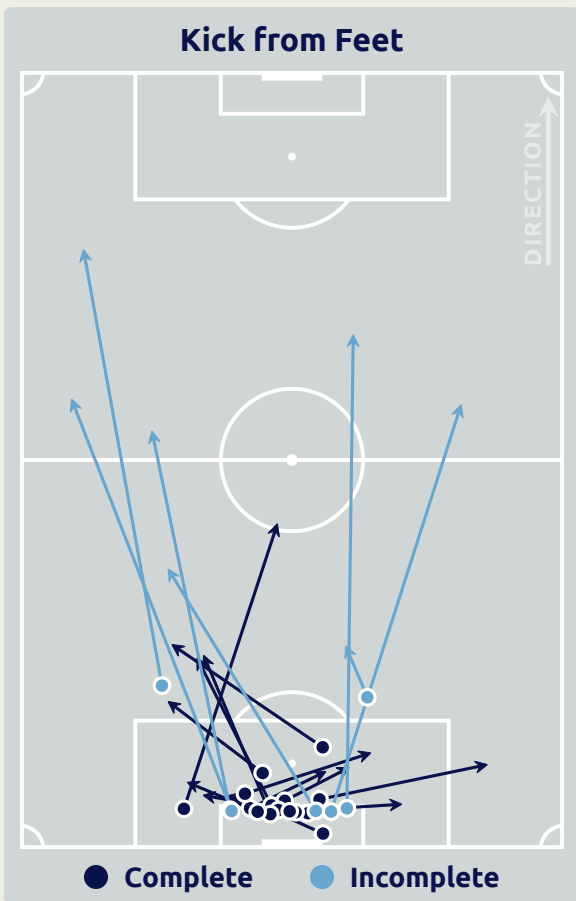
53

Total Involvements

Japan

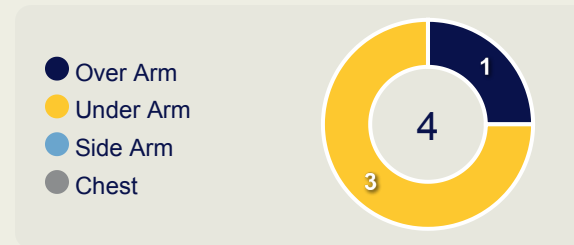
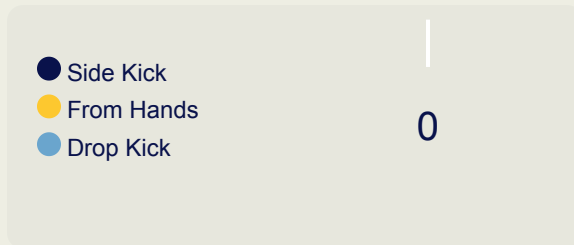
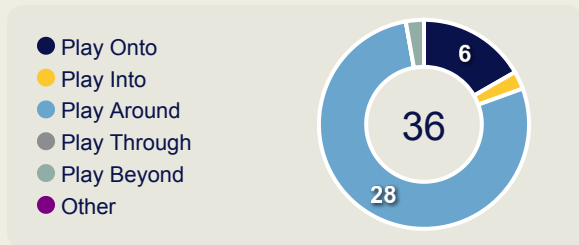
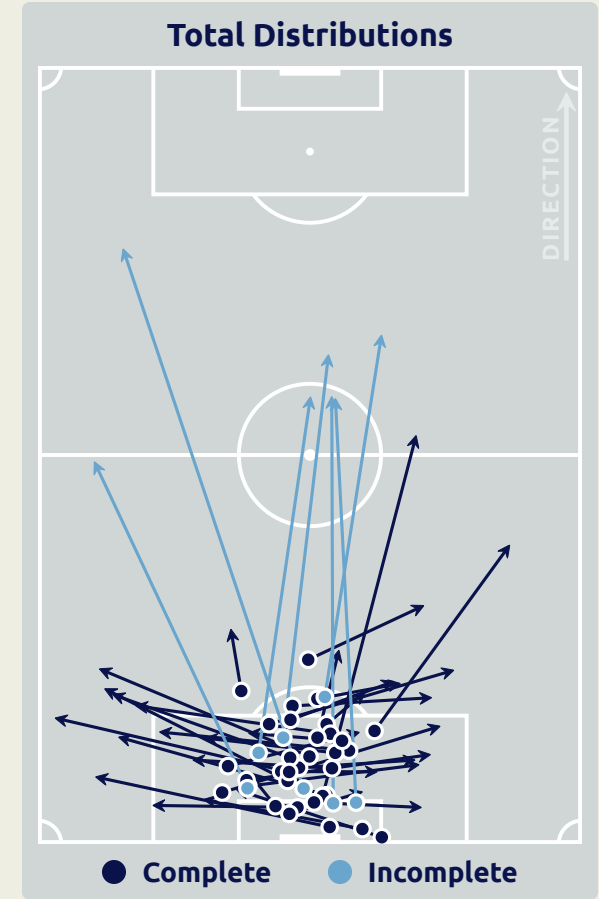
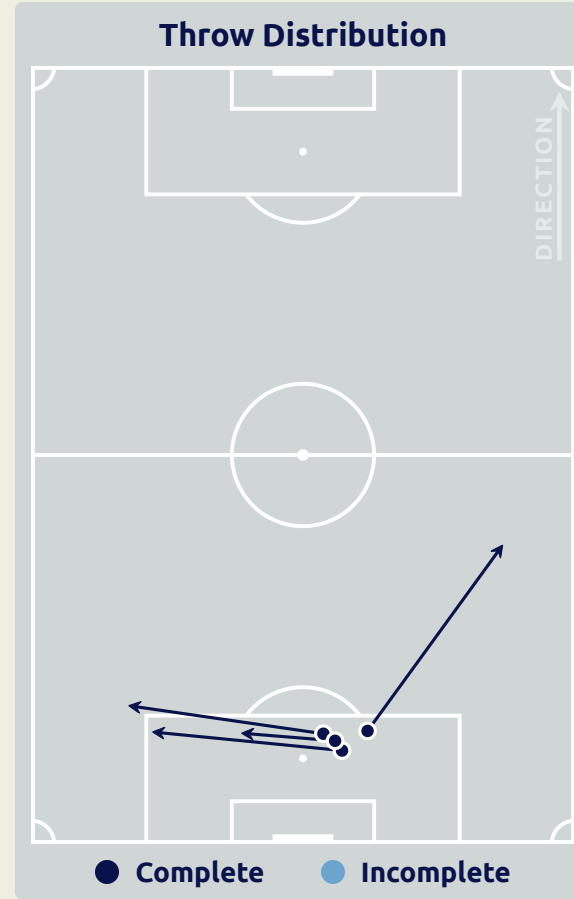
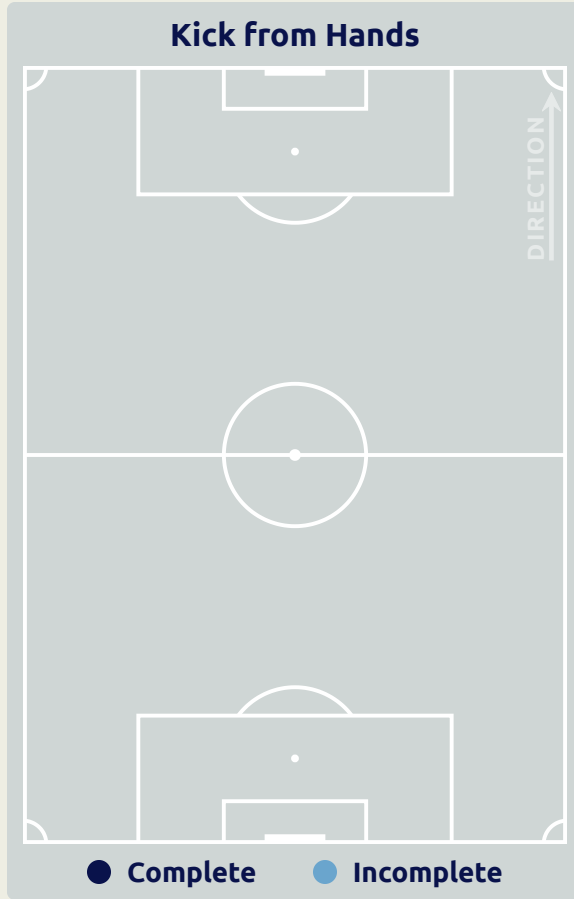
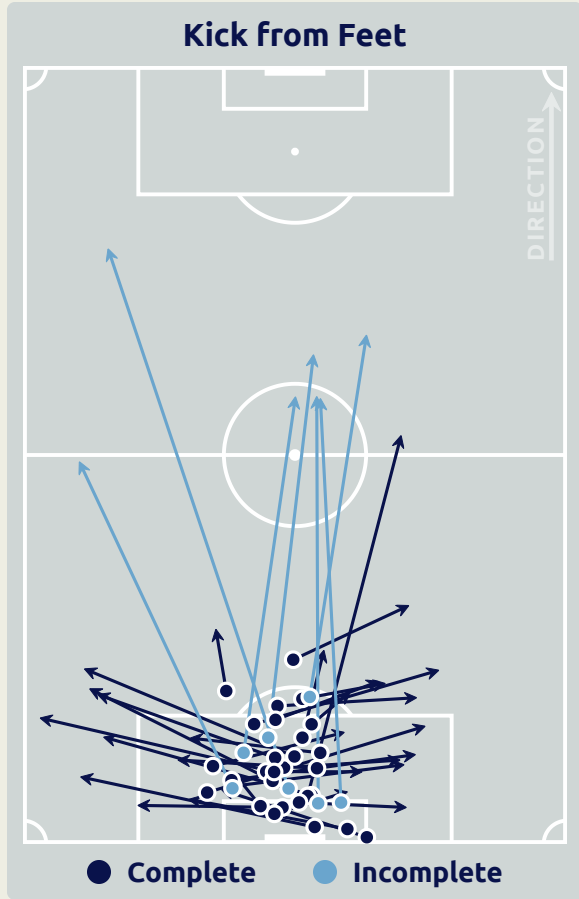


# Goalkeeping Distribution





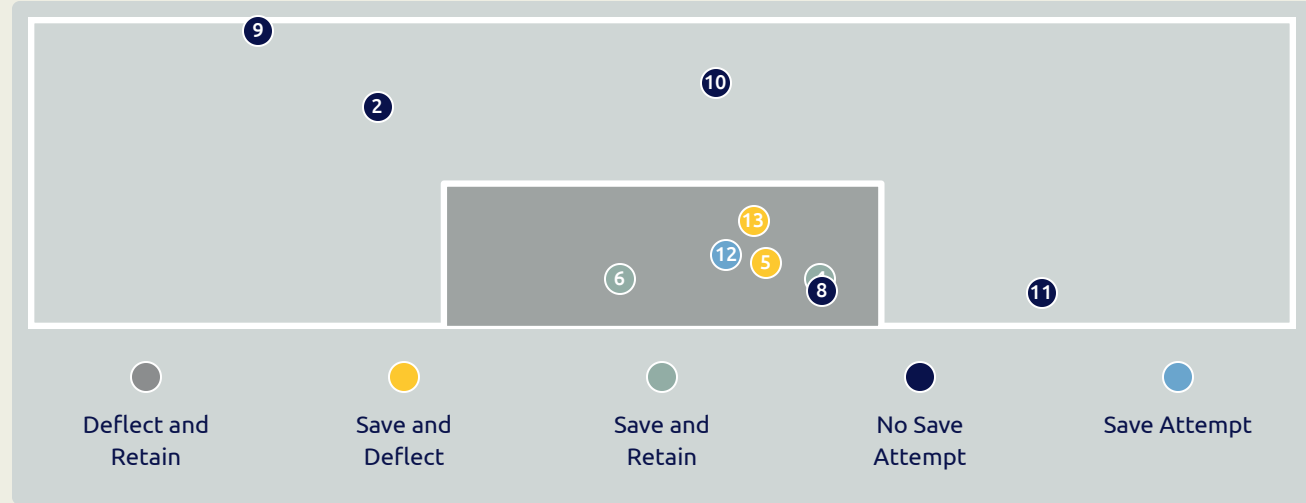
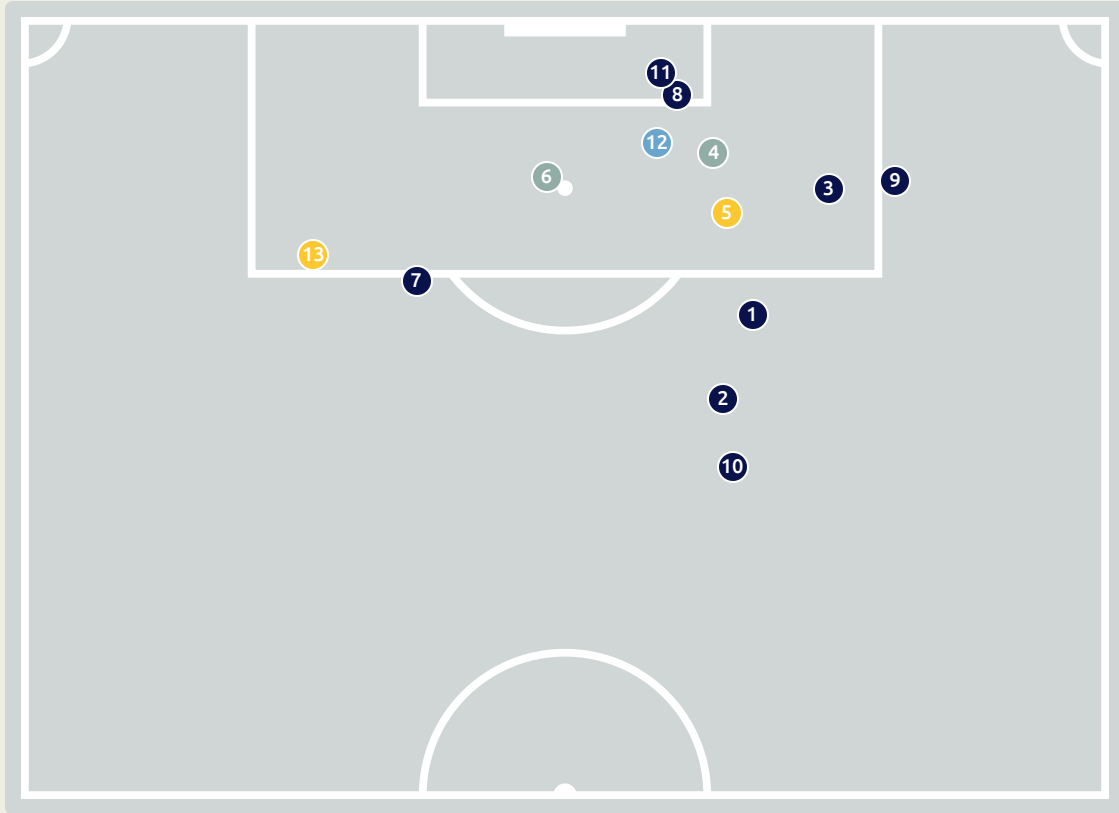
# Goalkeeping Distribution



Japan

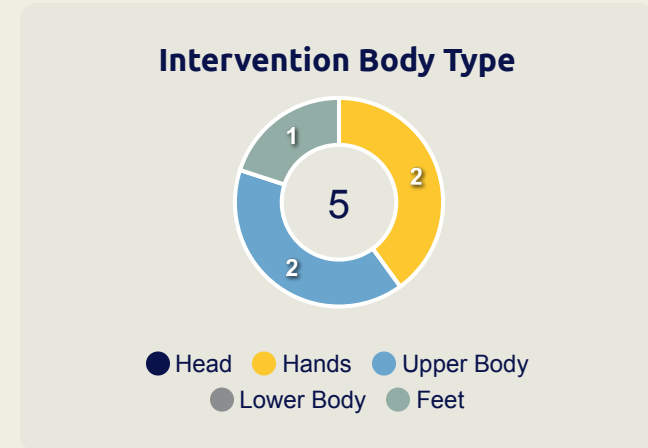
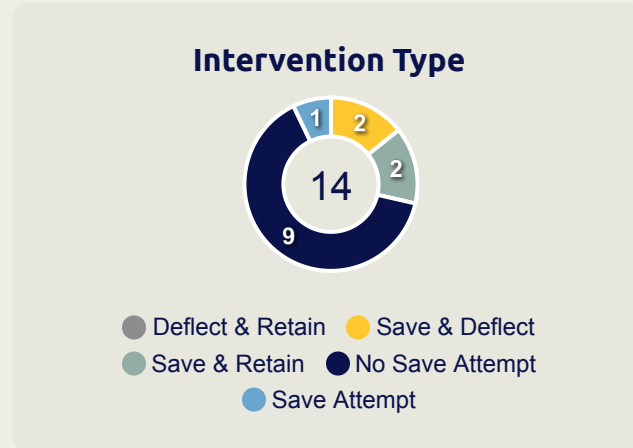


# Goal Prevention



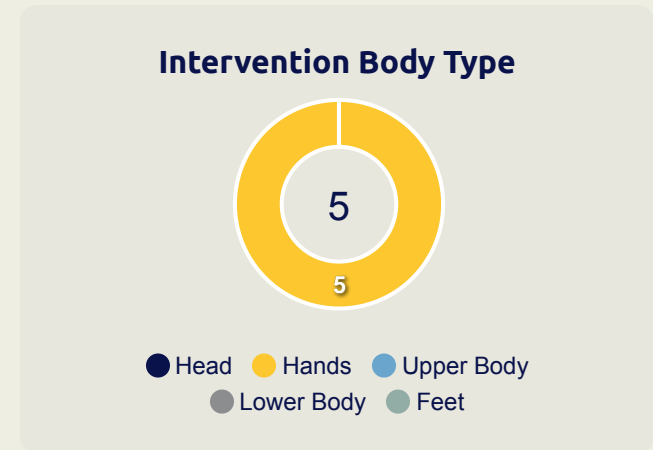
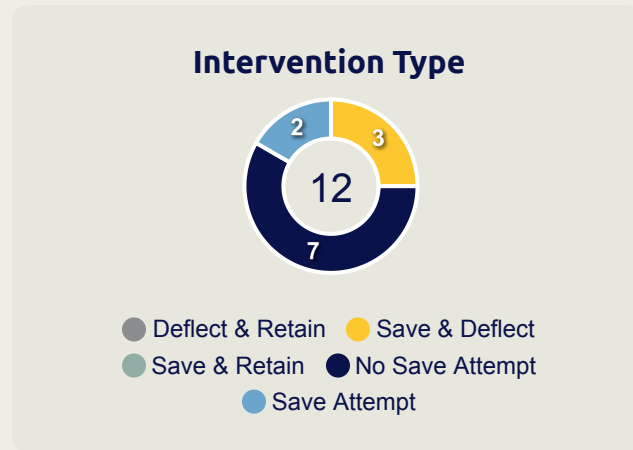
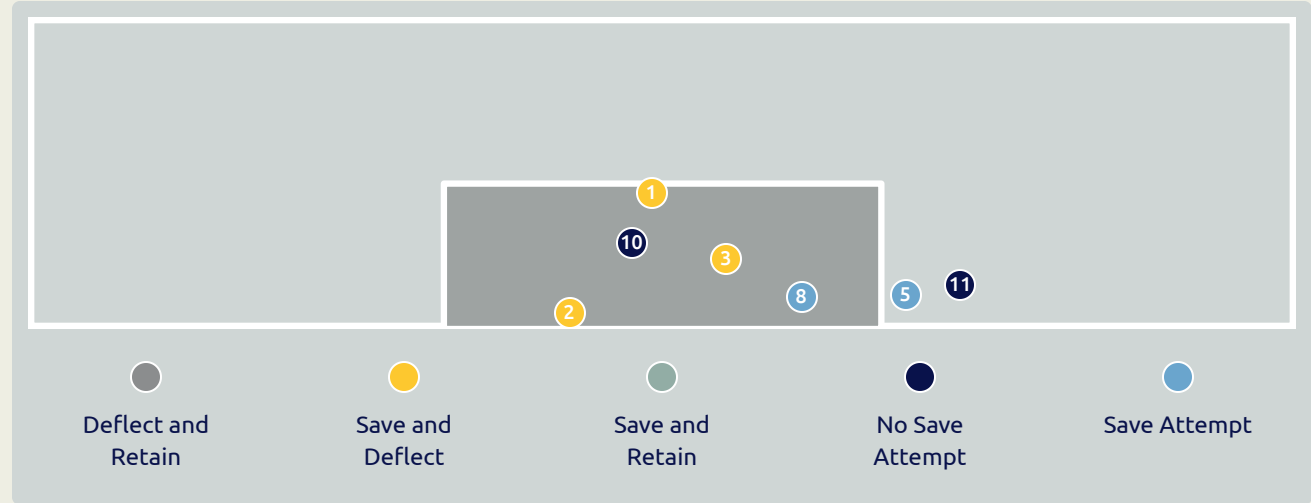
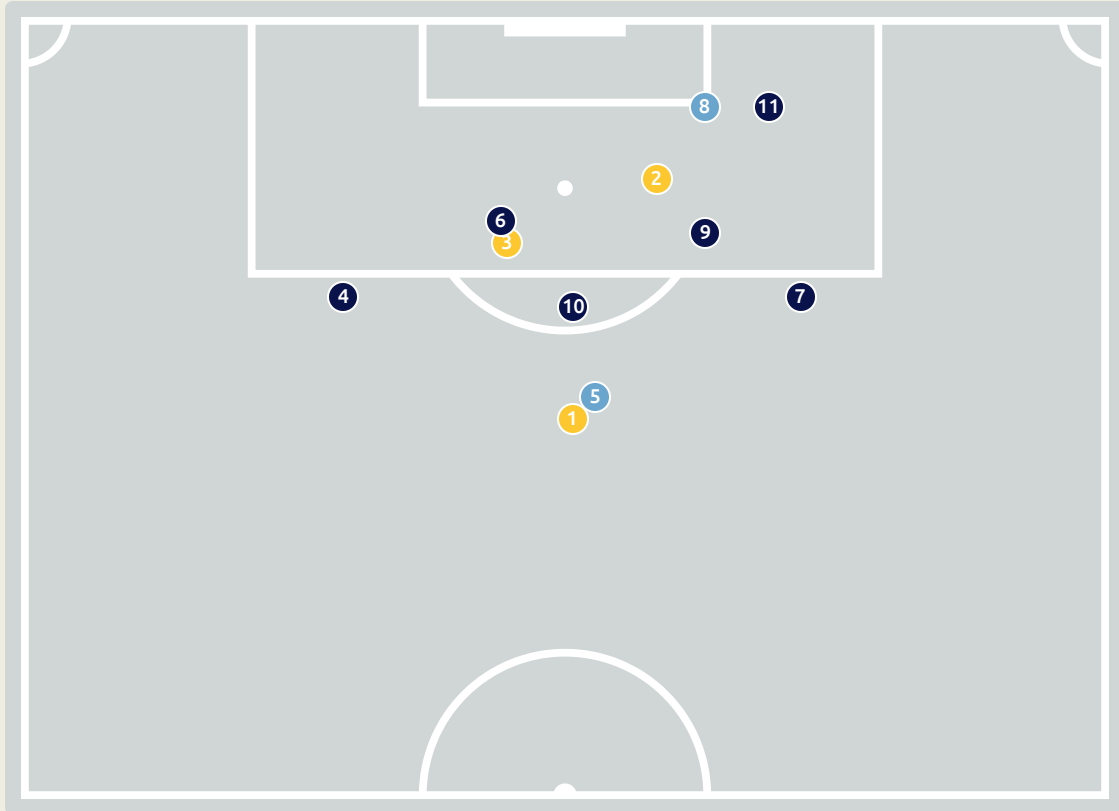
**14**  
Total Attempts on Goal Faced

**67**  
Save %



Total Attempts on Goal Faced	Total Goal Interventions	Save & Retain	Deflect & Retain	Save & Deflect	Save Attempt	No Save Attempt
14	4	2	0	2	1	9

# Goal Prevention



**12**  
Total Attempts on Goal Faced

**75**  
Save %

Total Attempts on Goal Faced	Total Goal Interventions	Save & Retain	Deflect & Retain	Save & Deflect	Save Attempt	No Save Attempt
12	3	0	0	3	2	7

Japan



# Aerial Control

0  
Total Interventions

0  
Complete

0  
Punches

0  
Incomplete

0  
Complete

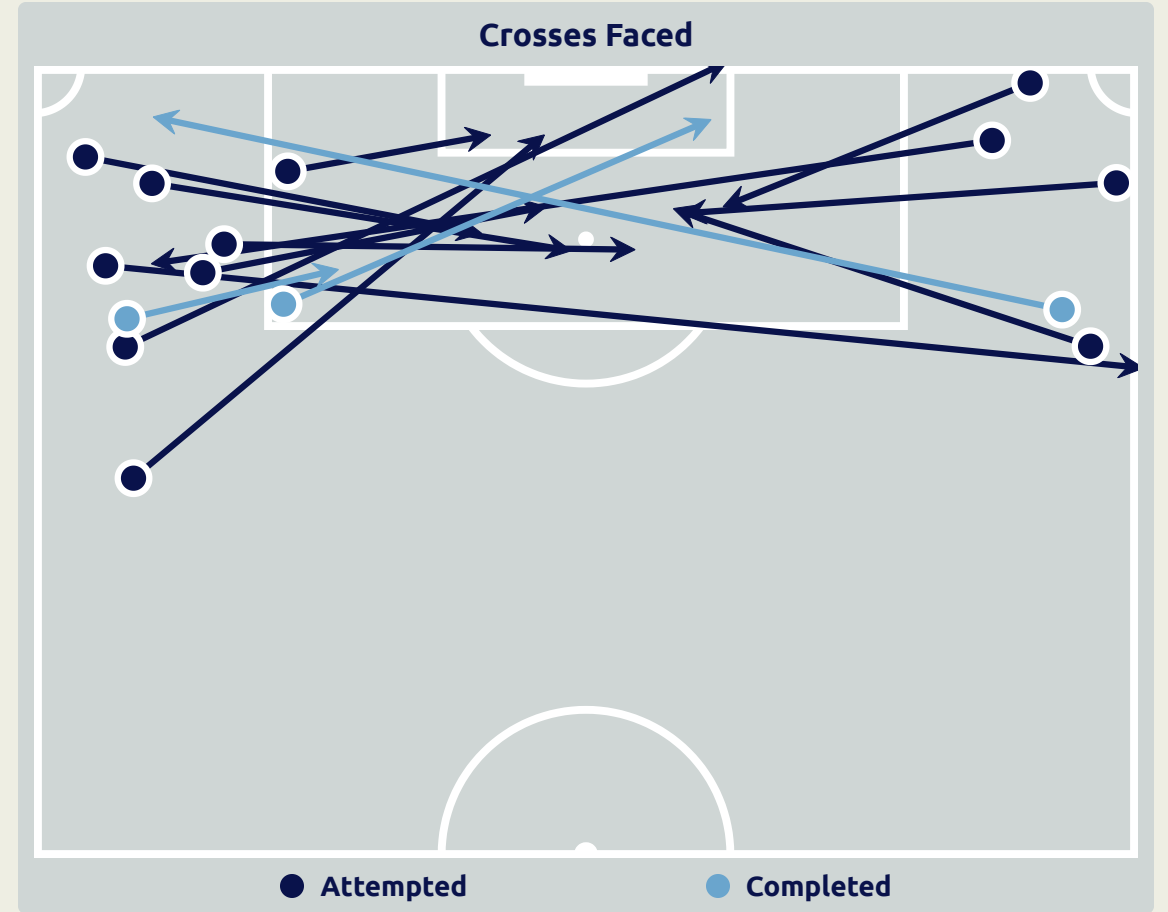
0  
Claims

0  
Incomplete

0  
Complete

0  
Tipped/Palmed

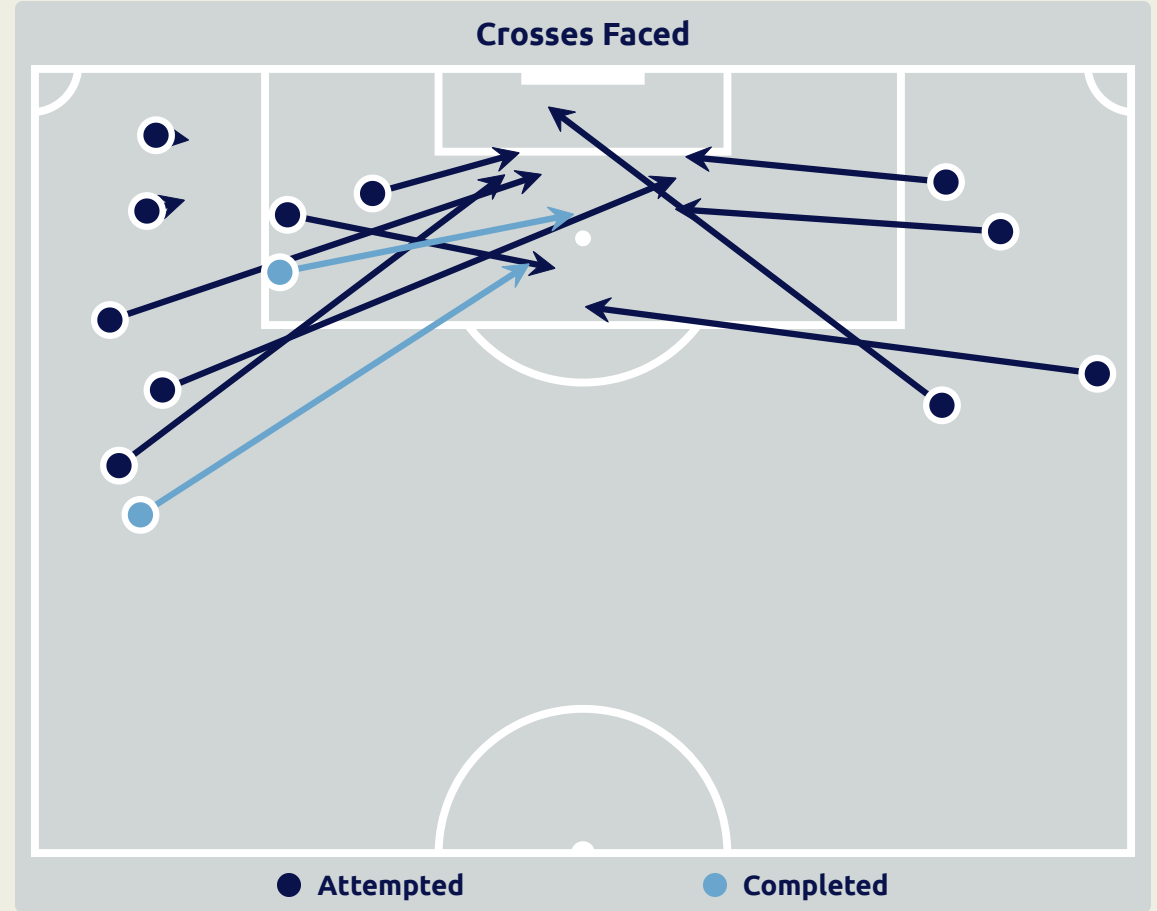
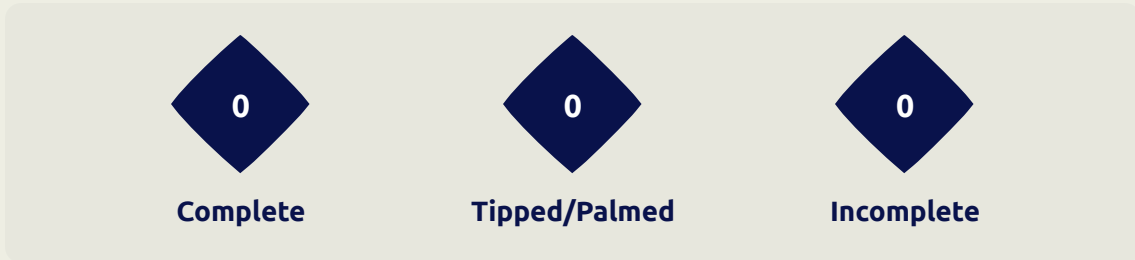
0  
Incomplete



## Delivery Types Faced

Total	In Swing	Out Swing	Driven	Lofted	Cutback	Push
15	0	3	1	8	1	2

# Aerial Control



**Delivery Types Faced**

Total	In Swing	Out Swing	Driven	Lofted	Cutback	Push
20	7	7	1	0	0	5

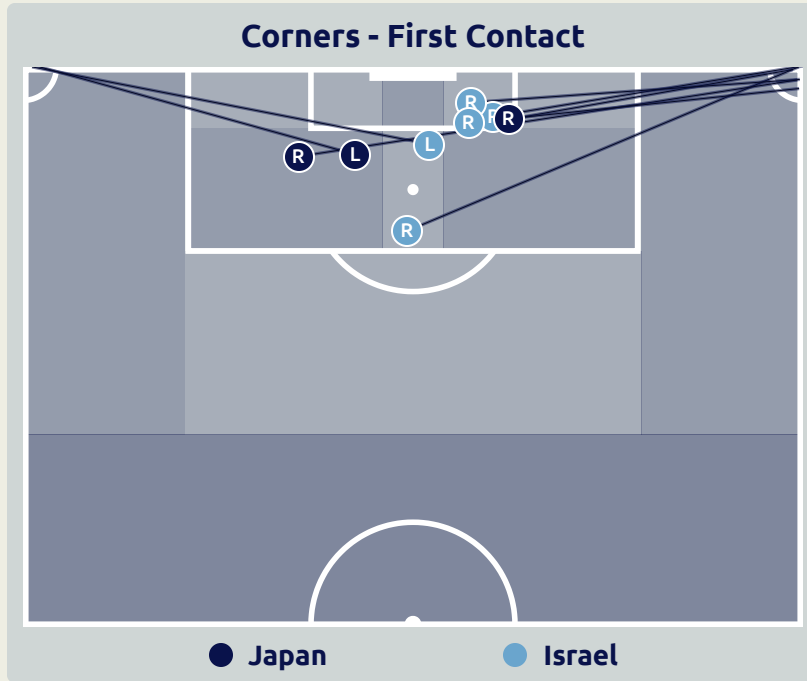
# SET PLAYS



Japan v Israel



# Set Plays - Corners



Delivery Type	From Left Side	From Right Side	Total
Direct to Area	2	5	7
Short	0	1	1
Edge of Penalty Area	0	0	0

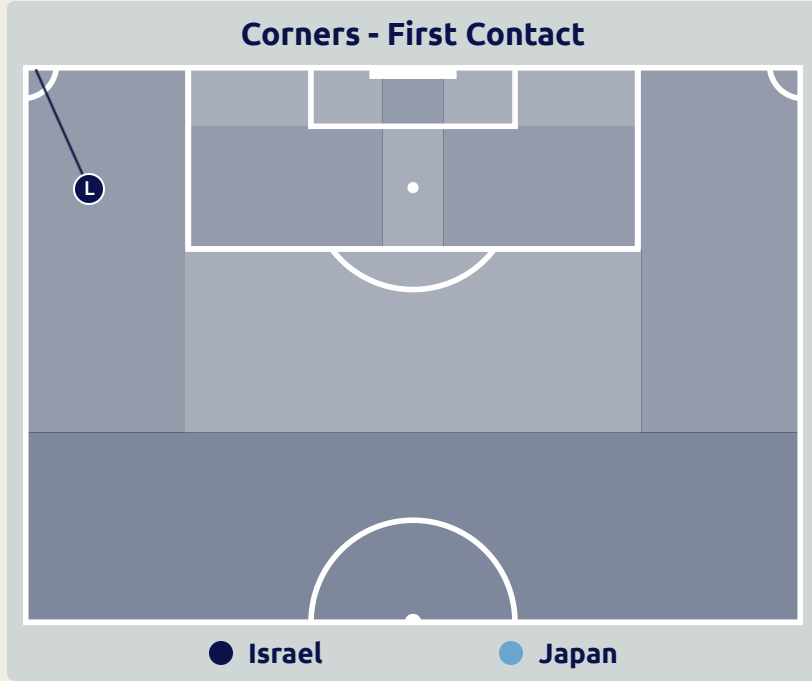
Delivery Style	Total
Inswing	4
Outswing	3
Driven	0

Free Kicks	
Type	Total
Direct	9
Direct (on target)	0
Direct (off target)	0
Indirect	5



Top 5 Player First Contacts		
Player	Team	Total
ISRAELOV Or	Israel	3
TURGEMAN Dor	Israel	2
TANAKA Hayato	Japan	1
MATSUKI Kuryu	Japan	1
FUKUDA Shio	Japan	1

# Set Plays - Corners



Delivery Type	From Left Side	From Right Side	Total
Direct to Area	0	0	0
Short	1	0	1
Edge of Penalty Area	0	0	0

Delivery Style	Total
Inswing	0
Outswing	0
Driven	0

Free Kicks	
Type	Total
Direct	7
Direct (on target)	0
Direct (off target)	1
Indirect	0



Top 5 Player First Contacts		
Player	Team	Total
SHIBLI Hamza	Israel	1



# INDIVIDUAL DATA IN POSSESSION



Japan v Israel

## In Possession - Distributions

Japan



#	Player	Passes Attempted	Passes Completed	Pass Completion %	Switches of Play	Crosses Attempted	Crosses Completed	Line Breaks Attempted	Line Breaks Completed	Line Break Completion %	Ball Progressions	Take Ons	Step Ins	Attempts at Goal	Goals
1	KIMURA Ryoya	28	19	68%	0	0	0	9	3	33%	0	0	0	0	0
3	TANAKA Hayato	63	54	86%	1	0	0	24	20	83%	0	0	0	0	0
5	YAMANE Riku	44	38	86%	0	1	0	11	9	81%	1	1	0	0	0
7	MATSUKI Kuryu	37	29	78%	0	0	0	8	6	75%	1	1	0	2	0
8	SANO Kodai	49	45	92%	0	2	0	13	12	92%	2	1	1	1	0
11	SAKAMOTO Isa	18	15	83%	0	1	0	0	0	0%	1	1	0	2	1
13	CHASE Anrie	52	48	92%	0	0	0	7	5	71%	2	0	2	1	0
16	TAKAHASHI Niko	49	42	86%	1	8	3	14	9	64%	1	0	1	0	0
17	MATSUMURA Kosuke	38	34	89%	1	2	0	9	7	77%	2	2	0	2	0
19	TAKAI Kota	61	50	82%	1	0	0	22	18	81%	2	1	1	0	0
20	ABE Taisei	34	26	76%	0	0	0	5	3	60%	2	2	0	2	0
2	MATSUDA Hayate	6	3	50%	0	2	0	5	2	40%	1	0	1	0	0
6	FUKUI Taichi	10	6	60%	0	4	2	3	1	33%	0	0	0	1	0
9	FUKUDA Shio	3	2	67%	0	0	0	0	0	0%	0	0	0	0	0
10	KITANO Sota	5	3	60%	0	0	0	1	0	0%	0	0	0	0	0
18	KUMATA Naoki	0	0	0%	0	0	0	0	0	0%	0	0	0	0	0

Japan



## In Possession - Offers & Receptions

			Offer movement types						
#	Player	Total Offers	In Front	In Between	Out to In	In to Out	In Behind	No Movement	Offers Received
1	KIMURA Ryoya	13	0	0	0	0	0	13	6
3	TANAKA Hayato	34	4	1	0	1	1	27	12
5	YAMANE Riku	24	16	3	0	1	2	2	7
7	MATSUKI Kuryu	57	14	19	2	7	9	6	23
8	SANO Kodai	59	28	20	3	1	3	4	21
11	SAKAMOTO Isa	42	1	15	0	2	24	0	11
13	CHASE Anrie	11	1	0	0	0	0	10	7
16	TAKAHASHI Niko	33	20	0	0	0	1	12	21
17	MATSUMURA Kosuke	65	7	15	13	3	14	13	14
19	TAKAI Kota	29	7	6	0	0	3	13	10
20	ABE Taisei	47	3	10	8	1	18	7	12
2	MATSUDA Hayate	7	1	1	0	0	0	5	3
6	FUKUI Taichi	2	2	0	0	0	0	0	0
9	FUKUDA Shio	3	0	1	0	0	2	0	0
10	KITANO Sota	3	1	0	0	0	0	2	2
18	KUMATA Naoki	2	0	0	0	1	1	0	0



## In Possession - Distributions

#	Player	Passes Attempted	Passes Completed	Pass Completion %	Switches of Play	Crosses Attempted	Crosses Completed	Line Breaks Attempted	Line Breaks Completed	Line Break Completion %	Ball Progressions	Take Ons	Step Ins	Attempts at Goal	Goals
1	ZARFATI Tomer	40	33	82%	0	0	0	8	2	25%	0	0	0	0	0
2	FEINGOLD Ilay	37	29	78%	1	4	2	11	5	45%	0	0	0	1	0
3	ISRAELOV Or	95	91	96%	3	0	0	18	17	94%	0	0	0	0	0
4	LEMKIN Stav	69	63	91%	0	0	0	15	9	60%	1	0	1	0	0
6	KANCEPOLSKY El Yam	36	32	89%	0	0	0	7	4	57%	0	0	0	0	0
8	MADMOUN Ilay	86	72	84%	4	0	0	32	24	75%	0	0	0	1	0
9	TURGEMAN Dor	16	11	69%	1	0	0	4	2	50%	0	0	0	2	0
10	LUGASSY Ariel	25	18	72%	0	4	0	10	7	70%	0	0	0	1	0
12	REVIVO Roy	73	64	88%	0	5	1	20	14	70%	4	1	3	0	0
15	ABED Tay	18	14	78%	0	0	0	1	0	0%	0	0	0	1	0
20	IBRAHIM Ahmad	9	7	78%	1	1	0	2	1	50%	0	0	0	2	0
5	EDRI Shon	1	0	0%	0	0	0	0	0	0%	0	0	0	0	0
11	SHIBLI Hamza	9	7	78%	0	1	1	5	4	80%	0	0	0	1	0
14	NAVI Roy	10	6	60%	0	0	0	4	2	50%	0	0	0	2	1
16	BINYAMIN Ran	2	2	100%	0	0	0	0	0	0%	0	0	0	0	0
17	SENIOR Omer	5	2	40%	0	0	0	0	0	0%	0	0	0	2	1



# In Possession - Offers & Receptions

			Offer movement types						
#	Player	Total Offers	In Front	In Between	Out to In	In to Out	In Behind	No Movement	Offers Received
1	ZARFATI Tomer	21	0	0	0	0	0	21	12
2	FEINGOLD Ilay	88	8	2	1	0	32	45	24
3	ISRAELOV Or	11	0	0	0	0	1	10	9
4	LEMKIN Stav	5	1	0	0	0	1	3	4
6	KANCEPOLSKY El Yam	40	26	9	0	0	0	5	14
8	MADMOUN Ilai	61	34	7	1	5	1	13	33
9	TURGEMAN Dor	36	2	4	0	1	27	2	6
10	LUGASSY Ariel	34	4	5	2	4	6	13	13
12	REVIVO Roy	48	8	1	1	0	22	16	20
15	ABED Tay	31	6	7	1	1	13	3	6
20	IBRAHIM Ahmad	28	2	8	0	2	11	5	5
5	EDRI Shon	1	0	1	0	0	0	0	0
11	SHIBLI Hamza	13	1	2	0	3	0	7	4
14	NAVI Roy	8	2	5	0	0	0	1	2
16	BINYAMIN Ran	5	2	3	0	0	0	0	2
17	SENIOR Omer	13	1	0	0	1	9	2	6

# INDIVIDUAL DATA OUT OF POSSESSION



Japan v Israel

## Out of Possession

Japan



#	Player	Tackles Made / Won	Blocks	Interceptions	Pressing Direct	Pressing Indirect	Duels Won - Aerial	Duels Won - Physical	Possession Contests won	Clearances	Loose Ball Receptions	Pushing On	Pushing On into Pressing	Possession Regains	Possession Interrupted
1	KIMURA Ryoya	0/0	0	0	0	0	0	0	0	1	2	0	0	6	0
3	TANAKA Hayato	0/0	0	0	1	3	3	0	4	10	5	4	1	4	6
5	YAMANE Riku	3/0	2	0	3	12	1	0	3	4	10	16	6	3	6
7	MATSUKI Kuryu	0/0	1	0	2	55	3	0	3	0	6	33	22	1	0
8	SANO Kodai	3/0	3	3	6	19	1	0	2	2	6	39	8	8	3
11	SAKAMOTO Isa	1/1	0	0	1	46	0	0	0	0	3	33	23	2	0
13	CHASE Anrie	3/0	2	2	6	0	3	1	4	8	0	0	0	5	8
16	TAKAHASHI Niko	1/0	0	2	4	4	2	0	4	3	3	8	6	3	2
17	MATSUMURA Kosuke	3/1	2	2	8	36	0	0	0	2	7	38	24	5	2
19	TAKAI Kota	1/1	4	1	5	10	0	0	0	3	7	24	7	3	4
20	ABE Taisei	2/1	5	1	5	32	1	0	1	0	4	36	22	3	3
2	MATSUDA Hayate	0/0	0	0	1	5	0	0	0	0	1	3	2	1	0
6	FUKUI Taichi	0/0	0	1	0	1	0	0	1	0	3	2	1	2	0
9	FUKUDA Shio	3/0	0	0	4	7	1	0	1	0	0	6	5	1	1
10	KITANO Sota	1/1	0	0	1	2	0	0	0	0	1	0	0	1	0
18	KUMATA Naoki	0/0	0	0	0	0	0	0	0	0	0	1	0	0	0



## Out of Possession

#	Player	Tackles Made / Won	Blocks	Interceptions	Pressing Direct	Pressing Indirect	Duels Won - Aerial	Duels Won - Physical	Possession Contests won	Clearances	Loose Ball Receptions	Pushing On	Pushing On into Pressing	Possession Regains	Possession Interrupted
1	ZARFATI Tomer	0 / 0	0	0	0	0	0	0	0	0	4	0	0	4	0
2	FEINGOLD Ilay	4 / 1	0	1	6	24	2	1	3	3	4	35	22	6	3
3	ISRAELOV Or	5 / 0	3	0	6	7	2	0	2	11	8	17	6	4	9
4	LEMKIN Stav	4 / 1	4	3	4	5	3	0	3	4	4	9	3	8	4
6	KANCEPOLSKY El Yam	2 / 0	1	0	4	14	1	0	2	0	3	18	6	1	1
8	MADMOUN Ilay	3 / 3	2	1	0	27	1	0	2	1	9	34	11	6	2
9	TURGEMAN Dor	0 / 0	2	1	1	34	1	0	2	2	3	25	12	3	3
10	LUGASSY Ariel	2 / 0	0	0	1	20	0	0	1	0	5	19	16	1	1
12	REVIVO Roy	4 / 1	4	1	1	10	1	0	1	4	8	16	5	8	6
15	ABED Tay	2 / 0	2	0	5	28	1	0	2	0	3	21	7	1	3
20	IBRAHIM Ahmad	0 / 0	0	0	3	15	2	0	2	0	2	15	11	0	0
5	EDRI Shon	0 / 0	0	0	0	1	0	0	0	1	1	2	1	1	0
11	SHIBLI Hamza	2 / 0	2	0	1	4	0	0	0	0	2	6	4	1	2
14	NAVI Roy	0 / 0	1	0	3	4	4	0	4	2	3	3	1	2	1
16	BINYAMIN Ran	1 / 0	0	0	1	3	0	0	0	0	2	4	2	0	0
17	SENIOR Omer	1 / 0	1	0	2	10	0	0	0	0	1	2	2	0	0



# INDIVIDUAL DATA PHYSICAL



Japan v Israel

## Physical Data

Japan



#	Player	Total Distance (m)	Zone 1: 0-7 km/h (m)	Zone 2: 7-15 km/h (m)	Zone 3: 15-20 km/h (m)	Zone 4: 20-25 km/h (m)	Zone 5: 25+ km/h (m)	High Speed Runs (Zone 4)	Sprints (Zone 5)	Top Speed (km/h)
1	KIMURA Ryoya	4655.4	3484.6	1011.6	144.3	14.9	0	20	2	21.9
3	TANAKA Hayato	10094.6	3962.1	4525.4	949.9	580.4	76.7	96	39	30.0
5	YAMANE Riku	12019.8	3389.6	6351.3	1590.2	581.8	108.2	143	45	30.0
7	MATSUKI Kuryu	12401.5	3128.9	6157.3	2141.7	819.7	153.8	182	57	31.3
8	SANO Kodai	11473.5	2900.5	5646.1	2178.8	660.9	88.3	174	50	29.8
11	SAKAMOTO Isa	9291.5	2538.4	4623.4	1535.9	532.4	61.3	140	43	28.1
13	CHASE Anrie	10393.4	3525.4	4938.9	1143.3	551.9	232.8	112	44	32.3
16	TAKAHASHI Niko	8959.5	2843.7	4212.8	1089.5	620.0	193.5	96	47	29.6
17	MATSUMURA Kosuke	10994.7	3111.5	4936.6	1680.0	1094.0	173.7	162	75	30.8
19	TAKAI Kota	11504.9	4187.8	4788.3	1619.9	629.3	279.6	142	57	32.9
20	ABE Taisei	9420.8	2733.0	4477.7	1328.3	752.7	129.1	122	53	29.5
2	MATSUDA Hayate	2030.8	610.7	915.3	253.6	164.7	86.5	29	11	31.4
6	FUKUI Taichi	1973.4	543.1	956.1	308.6	152.9	12.6	23	7	27.2
9	FUKUDA Shio	2401.1	721.3	1042.8	318.4	228.6	90.0	25	19	34.0
10	KITANO Sota	915.4	316.4	312.3	172.5	105.8	8.2	11	7	27.2
18	KUMATA Naoki	748.1	325.3	274.3	97.9	50.6	0	7	4	25.7

## Physical Data



#	Player	Total Distance (m)	Zone 1: 0-7 km/h (m)	Zone 2: 7-15 km/h (m)	Zone 3: 15-20 km/h (m)	Zone 4: 20-25 km/h (m)	Zone 5: 25+ km/h (m)	High Speed Runs (Zone 4)	Sprints (Zone 5)	Top Speed (km/h)
1	ZARFATI Tomer	4376.8	3278.2	994.4	72.2	32.4	0	10	3	25.5
2	FEINGOLD Ilay	11565.5	3298.5	5382.6	1993.9	680.1	209.3	168	58	30.3
3	ISRAELOV Or	9847.5	3256.6	4937.6	1276.2	321.0	57.1	114	26	30.4
4	LEMKIN Stav	11066.4	3513.6	5495.6	1513.9	372.9	170.4	125	37	32.2
6	KANCEPOLSKY El Yam	8062.1	1868.8	4601.0	1364.9	166.9	60.5	117	16	31.7
8	MADMOUN Ilai	11902.6	3241.1	6584.5	1652.1	396.4	27.4	140	32	29.1
9	TURGEMAN Dor	9702.1	3801.3	3888.6	1181.7	735.4	96.1	113	56	31.5
10	LUGASSY Ariel	7853.3	2952.1	2957.5	1182.7	623.6	137.4	109	52	29.9
12	REVIVO Roy	10797.1	3643.0	4778.8	1647.6	538.8	187.9	150	43	29.1
15	ABED Tay	9591.3	2502.4	4603.8	1633.4	695.4	156.3	137	57	31.5
20	IBRAHIM Ahmad	8364.8	1846.1	4189.9	1668.8	605.6	54.4	146	42	28.0
5	EDRI Shon	785.4	285.2	269.7	116.7	93.0	20.8	10	7	29.3
11	SHIBLI Hamza	3411.7	662.6	1495.4	860.8	293.1	99.6	64	20	28.0
14	NAVI Roy	3137.9	941.0	1326.1	567.0	262.6	41.1	53	19	29.4
16	BINYAMIN Ran	1101.1	200.0	409.3	276.4	169.8	45.7	21	8	27.0
17	SENIOR Omer	4383.2	1462.3	1659.9	710.5	390.5	160.0	65	31	32.5

