



FIFA
U-20 WORLD CUP
ARGENTINA 2023



Slovakia 0 - 2 USA

Group B - Match 27

26 May 2023

15:00 Kick Off

Estadio San Juan del Bicentenario

POST MATCH SUMMARY REPORT

Match Summary - Teams

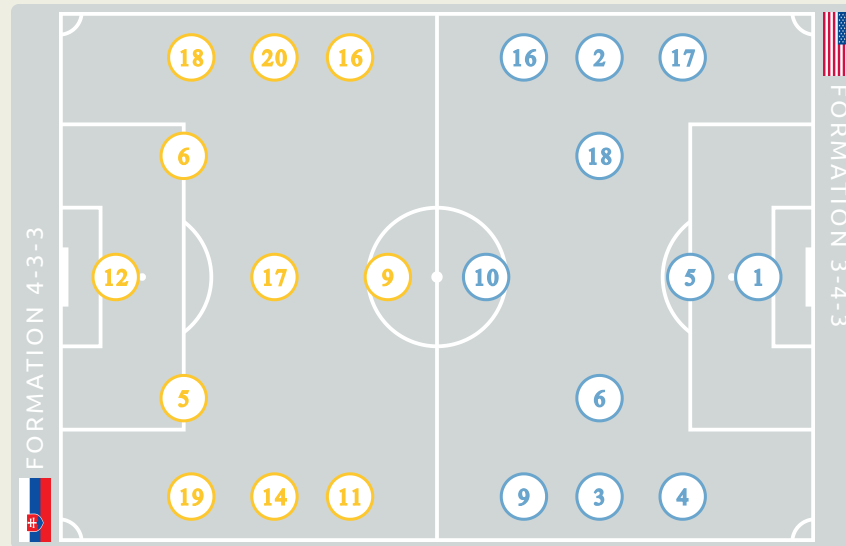


STARTING

12	GK	HRDINA Adam	
5	DF	OVSONKA David	
6	DF	KOSA Sebastian (C)	
9	FW	GRIGER Adam	↓ 46'
11	FW	GAZI Adam	↓ 46'
14	MF	SZOLGAI Mate	↓ 67'
16	FW	SAUER Leo	
17	MF	SNAJDER Dominik	
18	DF	SIKULA Nicolas	
19	DF	KOPASEK Samuel	↓ 75'
20	MF	SAUER Mario	↓ 46'

SUBSTITUTES

1	GK	BELANIK Samuel	
21	GK	DANKO Adam	
2	DF	MICUDA Simon	↑ 75'
3	DF	BAGIN Samuel	
4	MF	MURGAS Jan	↑ 67'
7	FW	CSOKA Balint	↑ 46'
8	MF	GAJDOS Artur	↑ 46'
10	FW	JAMBOR Timotej	↑ 46'
13	DF	UJLAKY Marek	
15	FW	MARCELLI Nino	



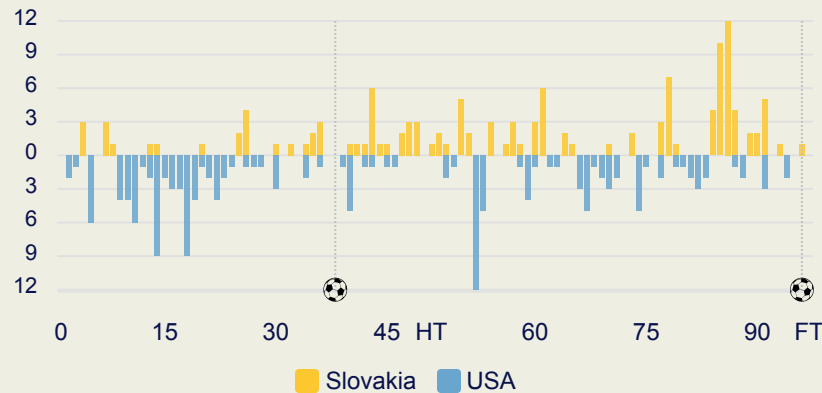
STARTING

SLONINA Gaga	GK	1		
HALLIDAY Michael	DF	2		
↓ 77'	WILEY Caleb	DF	3	
WYNDER Joshua	DF	4		
CRAIG Brandan	DF	5		
↓ 67'	(C) EDELMAN Daniel	MF	6	
↓ 73'	⚽ 38'	COWELL Cade	FW	9
↓ 73'	LUNA Diego	MF	10	
↓ 67'	WOLFF Owen	MF	16	
CHE Justin	DF	17		
VARGAS Obed	MF	18		


SUBSTITUTES

CARRERA Antonio	GK	12		
BORTO Alexander	GK	21		
↑ 73'	SULLIVAN Quinn	MF	7	
↑ 67'	McGLYNN Jack	MF	8	
PAREDES Kevin	MF	11		
↑ 77'	GOMEZ Jonathan	DF	13	
FERKRANUS Marcus	MF	14		
⚽ 90+6'	↑ 67'	TSAKIRIS Niko	MF	15
↑ 73'	YAPI Darren	FW	19	
PUKSTAS Rokas	MF	20		

Distribution in the Final Third



Match Summary - Key Statistics



	Possession			
Total	43.4%	11.2%	45.4%	Total
0	Goals			2
9 (4)	Attempts at Goal (On Target)			19 (8)
437 (361)	Total Passes (Complete)			525 (440)
83 %	Pass Completion %			84 %
93	Completed Line Breaks			86
7	Defensive Line Breaks			15
89	Receptions in the Final Third			111
24	Crosses			18
21	Ball Progressions			14
274 (54)	Defensive Pressures Applied (Direct Pressures)			209 (33)
76	Forced Turnovers			78
69	Second Balls			82
122.9 km	Total Distance Covered			126 km
17.7 km	High Speed (Zone 4) Distance Covered			18.4 km



Slovakia

Phases of Play



USA

IN POSSESSION



OUT OF POSSESSION



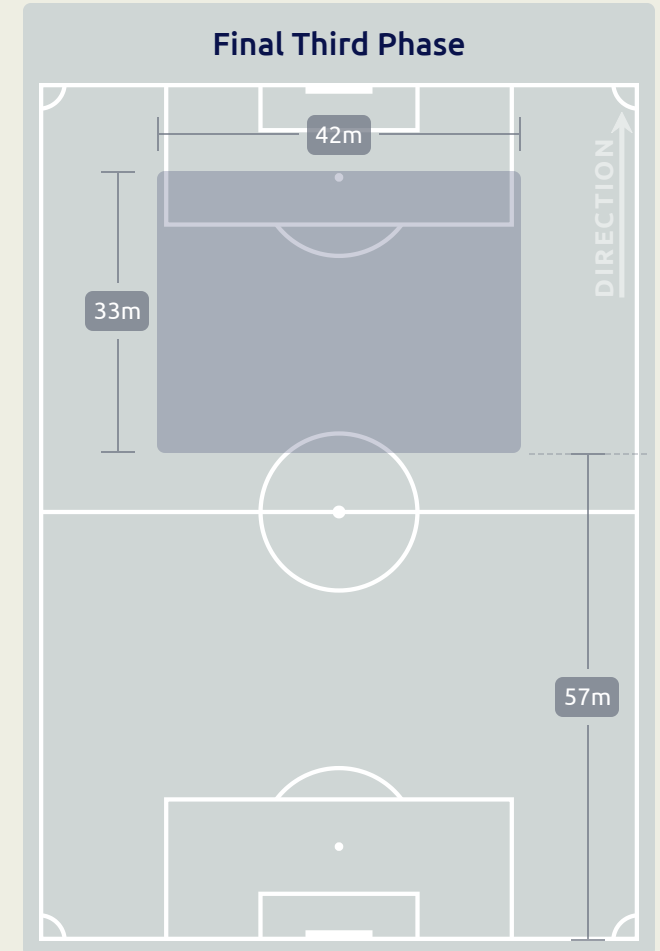
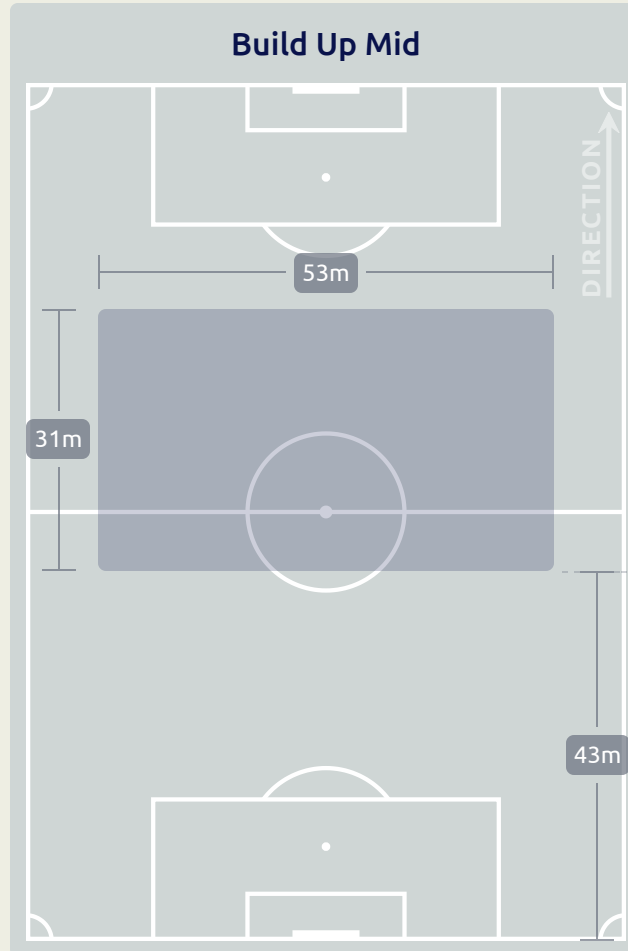
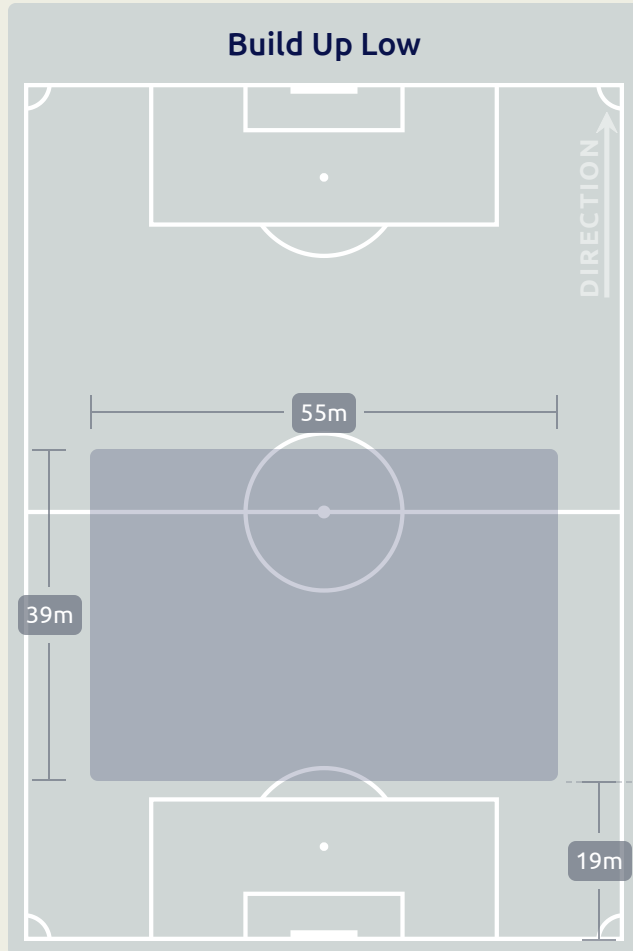
IN POSSESSION



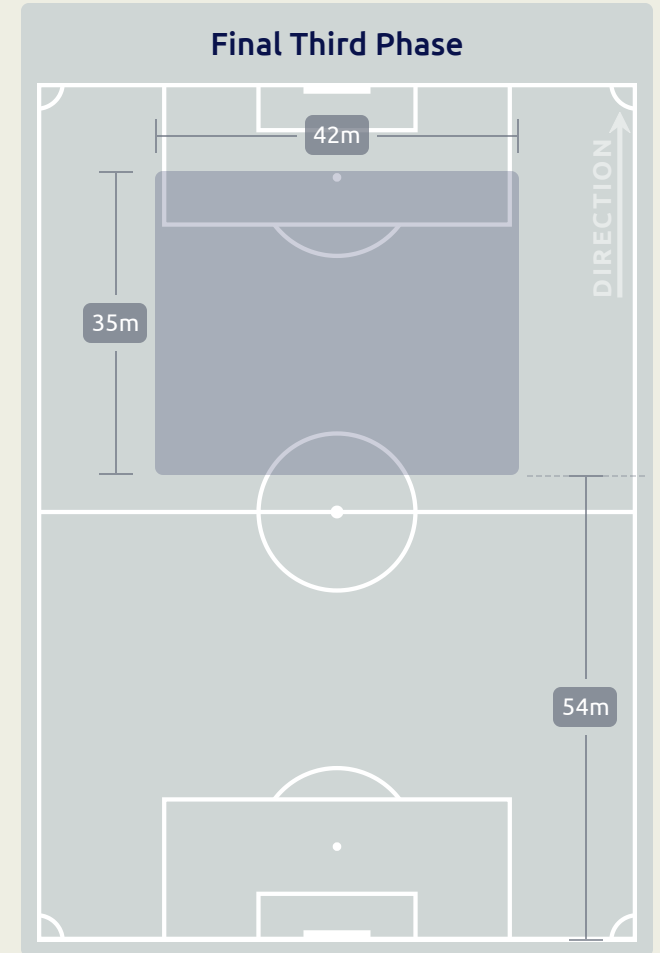
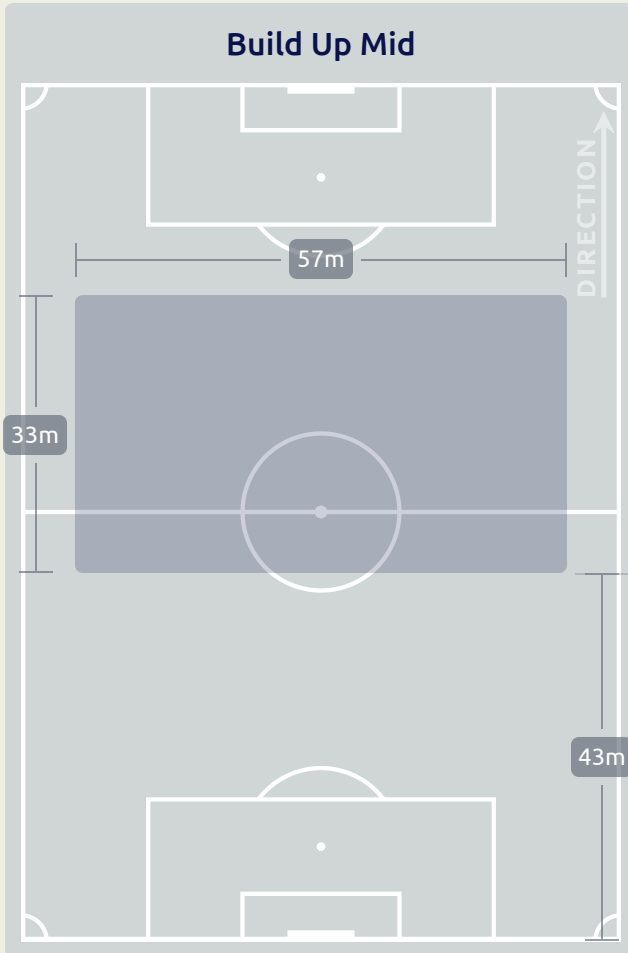
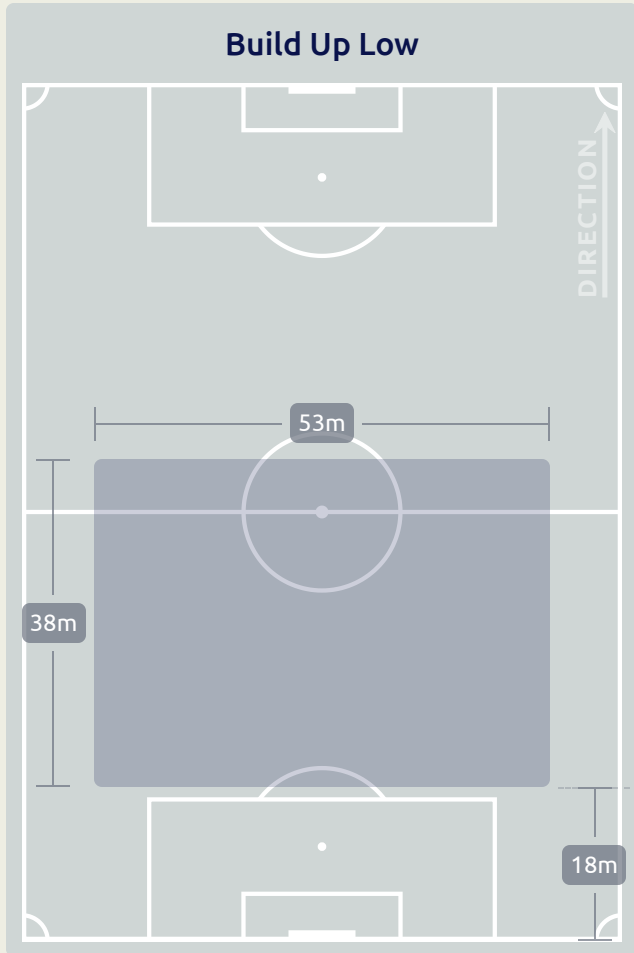
Slovakia v USA



In Possession Line Height & Team Length



In Possession Line Height & Team Length



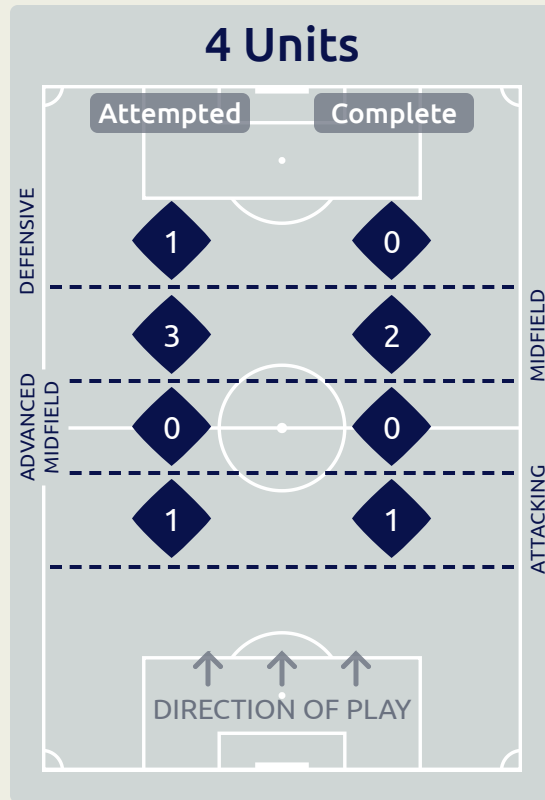
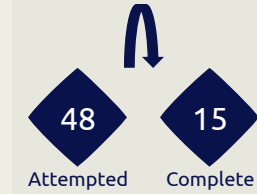

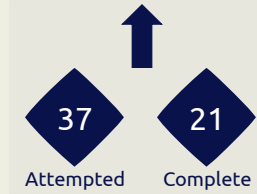
Line Breaks



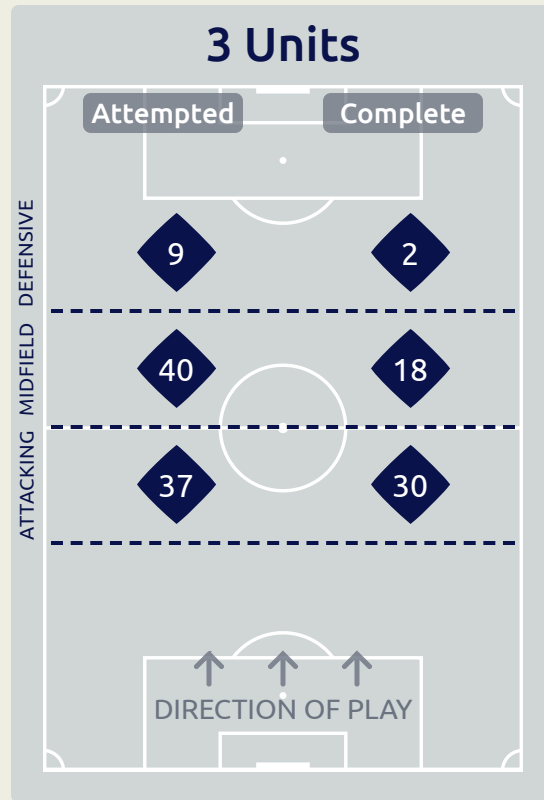
Slovakia

Attempted Line Breaks

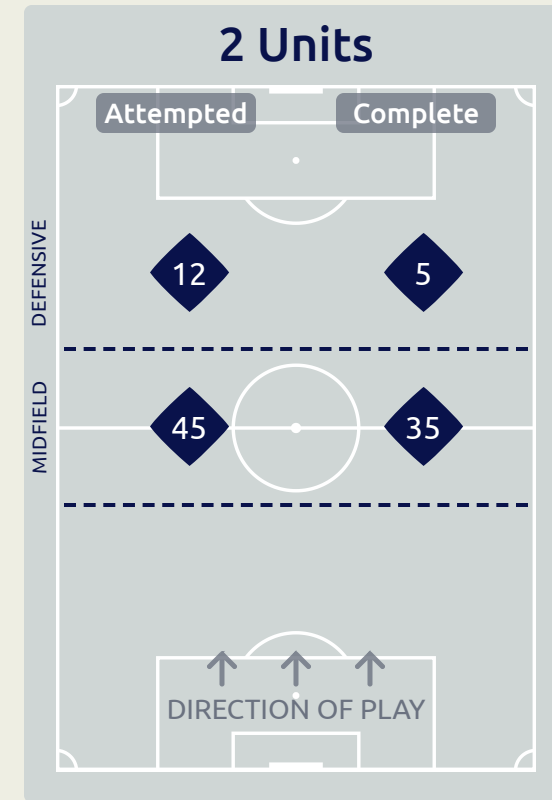
148



Attempted Line Breaks	5
Inside Shape	4
Outside Shape	1



Attempted Line Breaks	86
Inside Shape	49
Outside Shape	37



Attempted Line Breaks	57
Inside Shape	31
Outside Shape	26

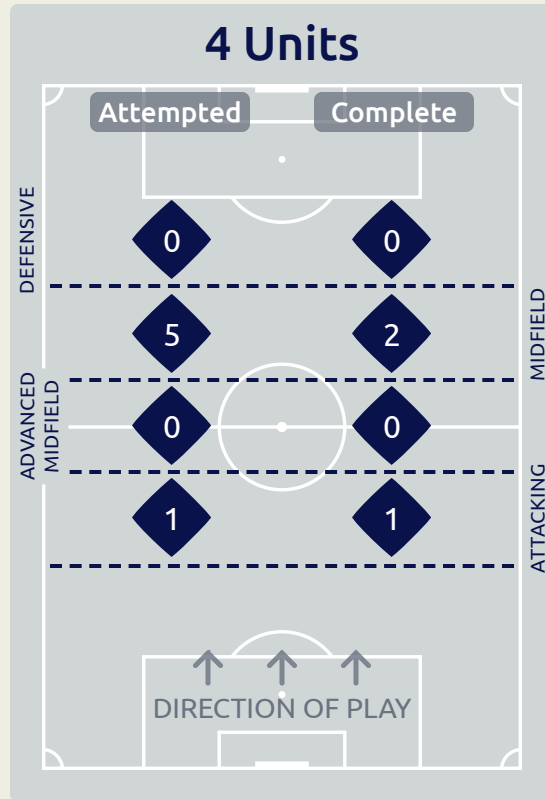
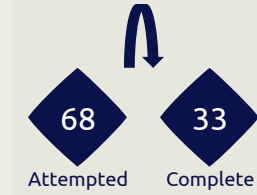
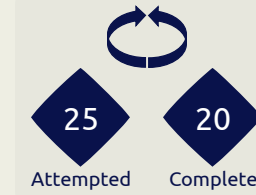
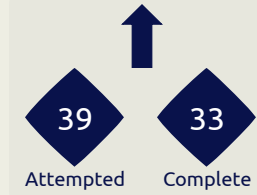
Line Breaks



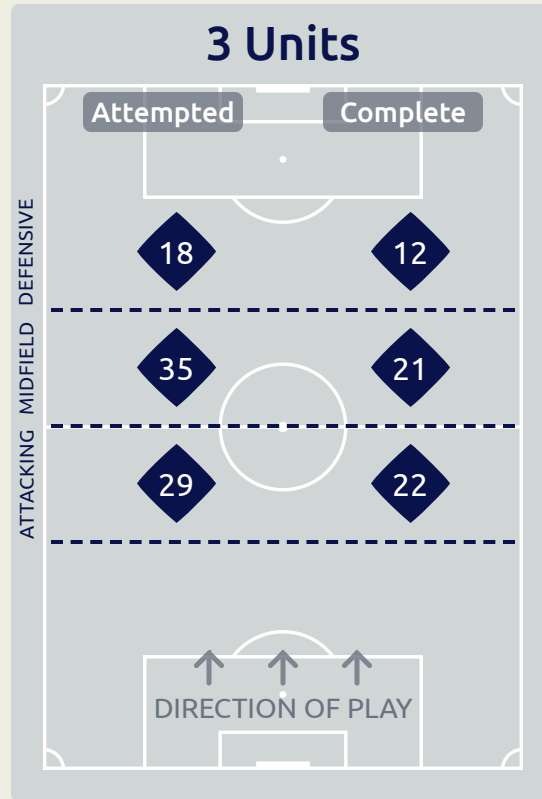
USA

Attempted Line Breaks

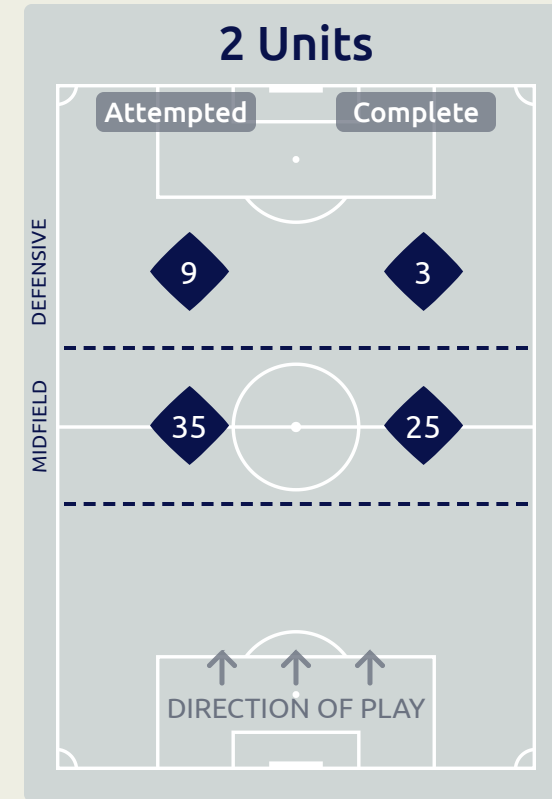
132



Attempted Line Breaks	6
Inside Shape	4
Outside Shape	2



Attempted Line Breaks	82
Inside Shape	52
Outside Shape	30



Attempted Line Breaks	44
Inside Shape	34
Outside Shape	10

Line Breaks

Slovakia



					4 Units				3 Units			2 Units		Direction			Distribution Type		
#	Player	Line Breaks Attempted	Line Breaks Completed	Line Break Completion %	Attacking Line	Attacking Midfield Line	Midfield Line	Defensive Line	Attacking Line	Midfield Line	Defensive Line	Midfield Line	Defensive Line	Through	Around	Over	Pass	Cross	Ball Progression
12	HRDINA Adam	19	6	31%	1	0	0	0	7	9	2	0	0	0	2	17	19	0	0
5	OVSONKA David	19	13	68%	0	0	0	0	8	3	1	5	2	7	7	5	19	0	0
6	KOSA Sebastian	27	23	85%	0	0	0	0	15	2	0	10	0	4	18	5	27	0	0
9	GRIGER Adam	1	1	100%	0	0	0	0	0	0	1	0	0	1	0	0	1	0	0
11	GAZI Adam	2	1	50%	0	0	0	0	0	1	0	0	1	2	0	0	1	0	1
14	SZOLGAI Mate	5	2	40%	0	0	0	0	0	2	1	2	0	2	2	1	5	0	0
16	SAUER Leo	6	3	50%	0	0	0	0	0	2	1	0	3	2	3	1	3	1	2
17	SNAJDER Dominik	8	7	87%	0	0	0	0	0	1	0	7	0	3	4	1	8	0	0
18	SIKULA Nicolas	19	13	68%	0	0	1	0	3	5	2	8	0	2	11	6	17	2	0
19	KOPASEK Samuel	16	12	75%	0	0	1	0	1	6	1	6	1	4	6	6	14	2	0
20	SAUER Mario	2	0	0%	0	0	0	0	0	1	0	0	1	2	0	0	2	0	0
2	MICUDA Simon	5	1	20%	0	0	1	0	1	1	0	2	0	1	2	2	4	1	0
4	MURGAS Jan	2	2	100%	0	0	0	0	0	1	0	1	0	0	2	0	2	0	0
7	CSOKA Balint	4	0	0%	0	0	0	0	0	4	0	0	0	2	1	1	2	0	2
8	GAJDOS Artur	10	7	70%	0	0	0	0	2	2	0	4	2	4	3	3	8	1	1
10	JAMBOR Timotej	3	2	66%	0	0	0	1	0	0	0	0	2	1	2	0	3	0	0

Passing Networks



#	Passes From ↓ to →	HRDINA Adam	OVSONKA David	KOSA Sebastian	GRIGER Adam	GAZI Adam	SZOLGAI Mate	SAUER Leo	SNAJDER Dominik	SIKULA Nicolas	KOPASEK Samuel	SAUER Mario	MICUDA Simon	MURGAS Jan	CSOKA Balint	GAJDOS Artur	JAMBOR Timotej
12	HRDINA Adam		6	14	0	0	1	1	0	5	6	1	0	0	0	0	0
5	OVSONKA David	10		20	1	1	2	0	1	5	9	0	0	0	0	0	1
6	KOSA Sebastian	8	19		1	0	1	6	2	16	2	0	2	2	0	3	1
9	GRIGER Adam	0	0	0		1	1	1	1	0	0	1	0	0	0	0	0
11	GAZI Adam	0	1	0	0		1	0	1	0	2	0	0	0	0	0	0
14	SZOLGAI Mate	0	1	4	1	2		1	1	0	1	0	0	0	0	0	0
16	SAUER Leo	1	1	3	0	0	3		1	3	0	0	0	1	0	2	0
17	SNAJDER Dominik	0	3	1	1	2	3	2		6	5	1	1	0	0	3	1
18	SIKULA Nicolas	3	4	22	1	0	2	4	8		2	0	0	1	0	2	1
19	KOPASEK Samuel	1	4	1	1	5	3	0	3	1		0	0	0	0	3	1
20	SAUER Mario	0	1	0	0	0	0	0	0	1	0		0	0	0	0	0
2	MICUDA Simon	0	0	1	0	0	0	0	0	0	0	0		1	1	0	0
4	MURGAS Jan	0	1	1	0	0	0	1	0	4	0	0	1		0	1	2
7	CSOKA Balint	0	1	0	0	0	0	0	1	0	0	0	0	0		1	0
8	GAJDOS Artur	0	4	1	0	0	1	1	1	6	1	0	0	3	1		1
10	JAMBOR Timotej	0	0	0	0	0	0	1	0	1	2	0	1	0	0	1	

Top 5 Player to Player Passers		
Player	Passed To	% of Total Team Passes
SIKULA Nicolas	KOSA Sebastian	6.6%
OVSONKA David	KOSA Sebastian	6%
KOSA Sebastian	OVSONKA David	5.7%
KOSA Sebastian	SIKULA Nicolas	4.8%

HRDINA Adam	KOSA Sebastian	4.2%
-------------	----------------	------



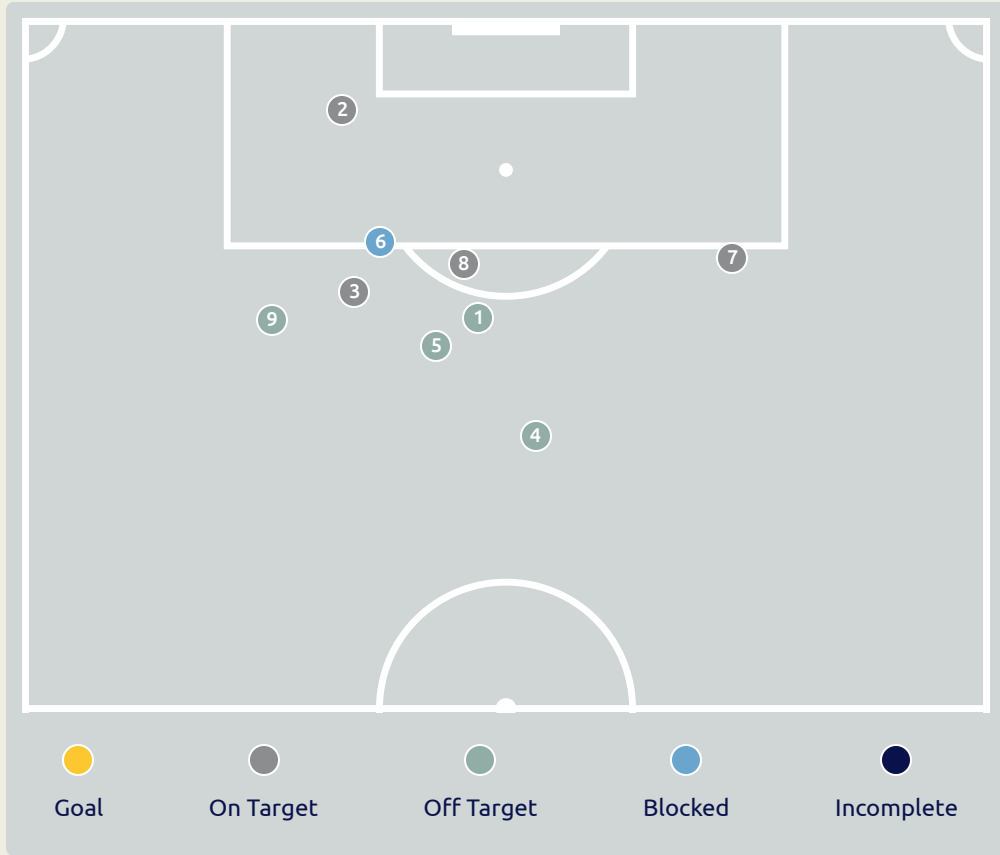
Passing Networks






#	Passes From ↓ to →	SLONINA Gaga	HALLIDAY Michael	WILEY Caleb	WYNDER Joshua	CRAIG Brandan	EDELMAN Daniel	COWELL Cade	LUNA Diego	WOLFF Owen	CHE Justin	VARGAS Obed	SULLIVAN Quinn	McGLYNN Jack	GOMEZ Jonathan	TSAKIRIS Niko	YAPI Darren
1	SLONINA Gaga		0	3	6	10	3	1	1	0	8	0	1	0	0	2	1
2	HALLIDAY Michael	2		0	4	1	1	0	1	1	2	2	0	1	0	1	0
3	WILEY Caleb	1	1		9	1	1	2	3	0	0	1	1	1	0	0	0
4	WYNDER Joshua	12	1	3		13	8	3	3	2	6	10	0	1	0	1	0
5	CRAIG Brandan	1	1	0	13		4	5	3	1	12	4	0	3	0	1	0
6	EDELMAN Daniel	1	2	3	10	4		2	5	3	11	8	0	0	0	0	0
9	COWELL Cade	0	2	0	1	0	0		4	2	3	0	0	0	0	0	0
10	LUNA Diego	0	0	1	1	2	9	4		6	1	5	0	0	0	0	0
16	WOLFF Owen	0	3	1	1	0	4	0	2		2	3	0	0	0	0	0
17	CHE Justin	4	4	2	3	11	8	0	2	4		3	0	0	0	1	1
18	VARGAS Obed	1	3	2	11	3	5	2	1	2	9		1	0	0	1	0
7	SULLIVAN Quinn	0	0	0	0	1	0	0	0	0	0	1		0	0	1	0
8	McGLYNN Jack	1	1	1	1	2	0	3	0	0	0	0	2		0	0	2
13	GOMEZ Jonathan	0	0	0	0	0	0	0	0	0	0	1	0	1		1	0
15	TSAKIRIS Niko	1	0	0	0	0	0	0	0	0	0	1	0	2	1		1
19	YAPI Darren	0	0	0	0	0	0	0	0	0	0	1	0	1	0	2	

Top 5 Player to Player Passers		
Player	Passed To	% of Total Team Passes
WYNDER Joshua	CRAIG Brandan	3.1%
CRAIG Brandan	WYNDER Joshua	3.1%
WYNDER Joshua	SLONINA Gaga	2.9%
CRAIG Brandan	CHE Justin	2.9%

EDELMAN Daniel	CHE Justin	2.6%
----------------	------------	------

Attempts at Goal



Key	Outcome	Shots
	Goals	0
	On Target	4
	Off Target	4
	Blocked	1
	Incomplete	0

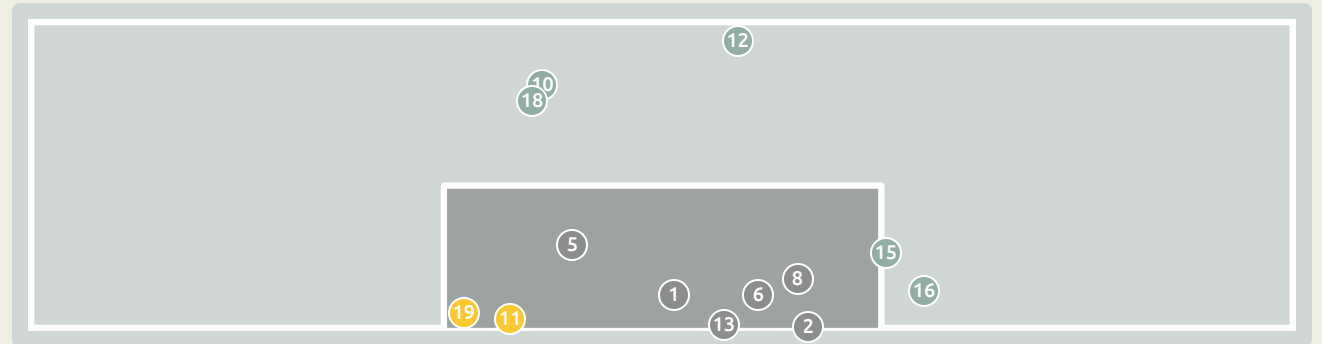
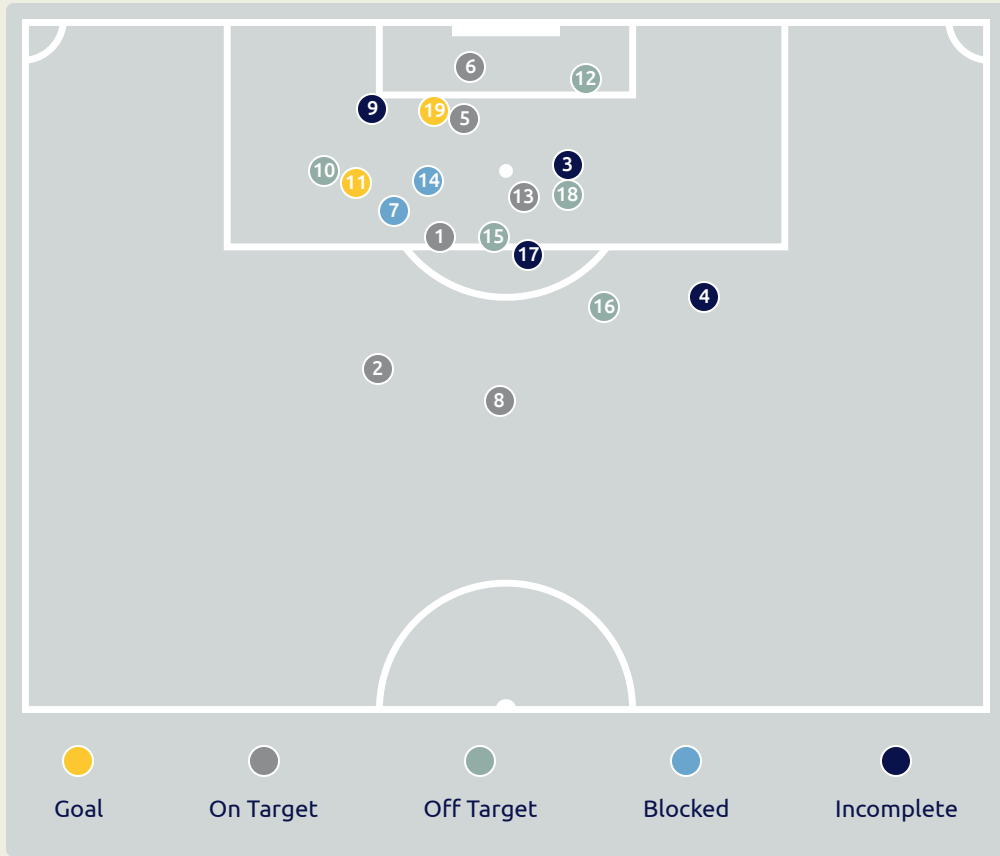
Attempts at Goal

Slovakia

Time	Player	Outcome	Body Part	Delivery Type
4	14 SZOLGAI Mate	Off Target	Left Foot	Pass
32	20 SAUER Mario	On Target - Saved	Right Foot	Other
40	16 SAUER Leo	On Target - Saved	Right Foot	Pass
47	19 KOPASEK Samuel	Off Target	Right Foot	Pass
54	14 SZOLGAI Mate	Off Target	Right Foot	Pass
61	8 GAJDOS Artur	Incomplete - Blocked	Left Foot	Ball Progression
65	17 SNAJDER Dominik	On Target - Saved	Right Foot	Other
90	10 JAMBOR Timotej	On Target - Saved	Right Foot	Pass
92	16 SAUER Leo	Off Target	Right Foot	Ball Progression



Attempts at Goal



Key	Outcome	Shots
●	Goals	2
●	On Target	6
●	Off Target	5
●	Blocked	2
●	Incomplete	4



Attempts at Goal

Time	Player	Outcome	Body Part	Delivery Type
2	3 WILEY Caleb	On Target - Saved	Right Foot	Loose Ball
6	9 COWELL Cade	On Target - Saved	Right Foot	Ball Progression
21	2 HALLIDAY Michael	Incomplete - Player On Ball Error	Left Foot	Pass
22	17 CHE Justin	Incomplete	Right Foot	Loose Ball
23	17 CHE Justin	On Target - Saved	Head	Corner
23	17 CHE Justin	On Target	Head	Other
24	9 COWELL Cade	Incomplete - Blocked	Right Foot	Other
24	18 VARGAS Obed	On Target - Saved	Right Foot	Loose Ball
26	9 COWELL Cade	Incomplete - Player On Ball Error	Left Foot	Ball Progression
27	10 LUNA Diego	Off Target	Left Foot	Loose Ball
37	9 COWELL Cade	On Target - Goal	Left Foot	Loose Ball
48	10 LUNA Diego	Off Target	Right Foot	Cross
56	9 COWELL Cade	On Target - Saved	Right Foot	Pass
62	9 COWELL Cade	Incomplete - Blocked	Right Foot	Ball Progression
66	10 LUNA Diego	Off Target	Right Foot	Loose Ball
77	8 McGLYNN Jack	Off Target	Left Foot	Pass
82	18 VARGAS Obed	Incomplete - Defensive Event	Right Foot	Loose Ball

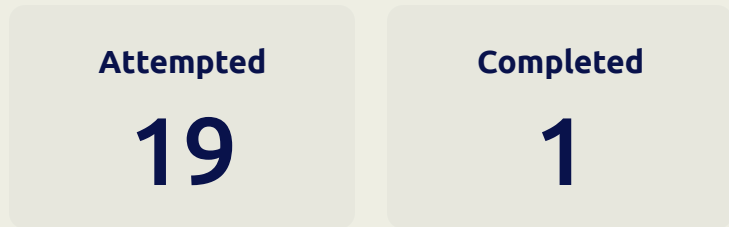
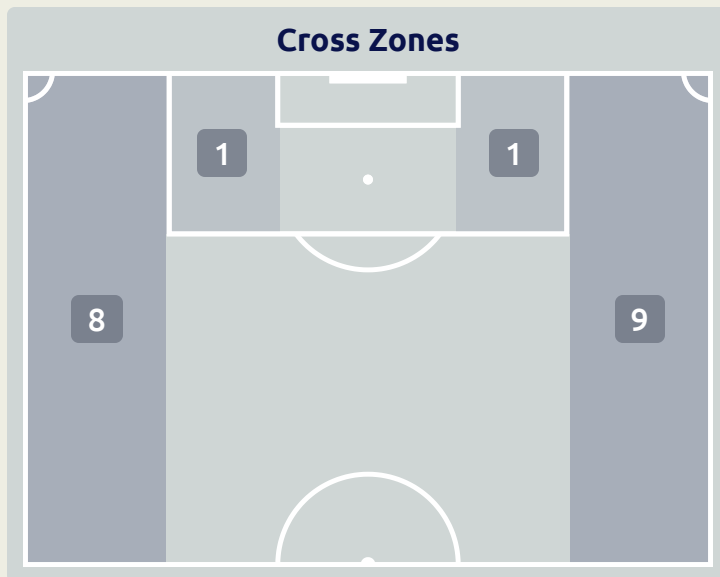
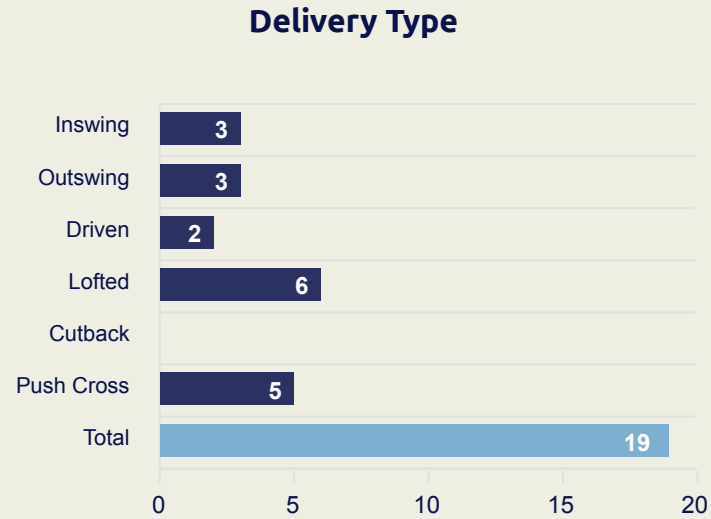
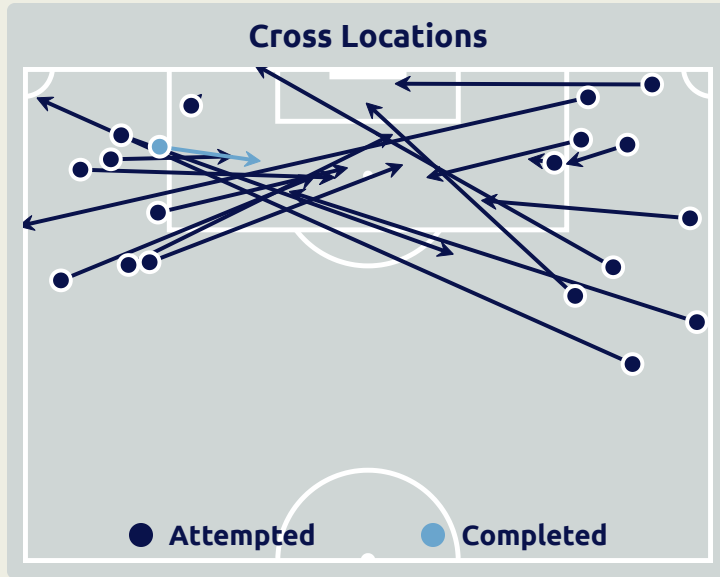


Attempts at Goal

Time	Player	Outcome	Body Part	Delivery Type
82	7 SULLIVAN Quinn	Deflected Off Target - Defensive Event	Right Foot	Pass
95	15 TSAKIRIS Niko	On Target - Goal	Right Foot	Pass



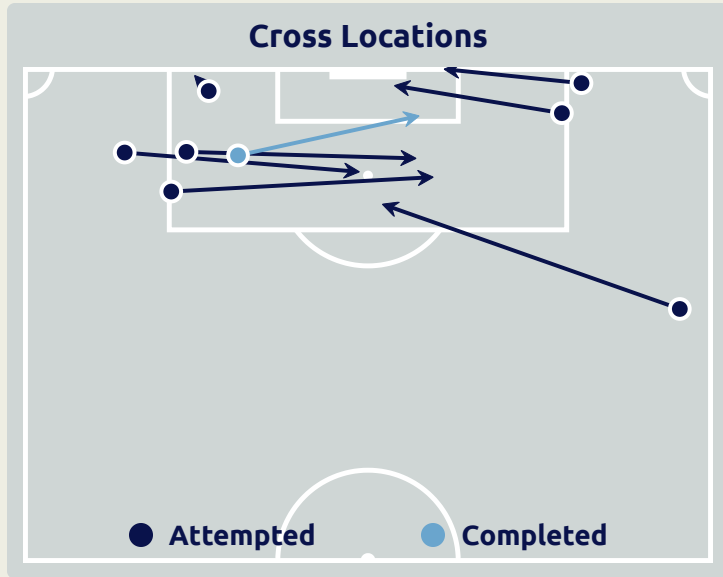
Crosses (Open Play)



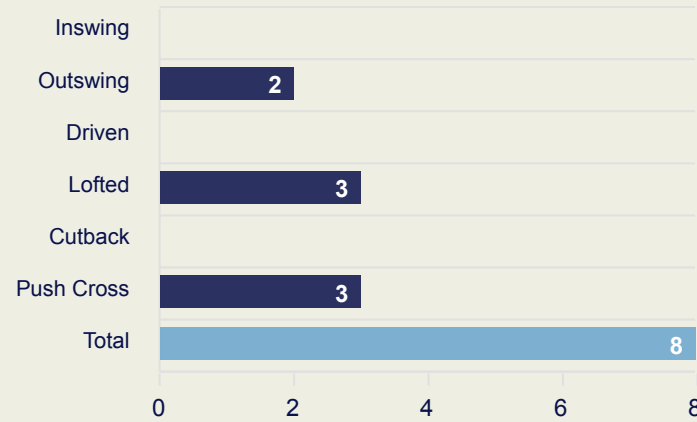
#	Player	Inswing	Outswing	Driven	Lofted	Cutback	Push Cross	Total Attempted
12	HRDINA Adam	0	0	0	0	0	0	0
5	OVSONKA David	0	0	0	0	0	0	0
6	KOSA Sebastian	0	0	0	0	0	0	0
9	GRIGER Adam	0	0	0	0	0	0	0
11	GAZI Adam	0	0	0	1	0	3	4
14	SZOLGAI Mate	0	1	0	0	0	0	1
16	SAUER Leo	0	1	2	1	0	1	5
17	SNAJDER Dominik	0	0	0	0	0	0	0
18	SIKULA Nicolas	2	0	0	1	0	0	3
19	KOPASEK Samuel	1	0	0	1	0	0	2
20	SAUER Mario	0	0	0	0	0	0	0
2	MICUDA Simon	0	0	0	1	0	1	2
4	MURGAS Jan	0	0	0	0	0	0	0
7	CSOKA Balint	0	0	0	0	0	0	0
8	GAJDOS Artur	0	1	0	1	0	0	2
10	JAMBOR Timotej	0	0	0	0	0	0	0



Crosses (Open Play)



Delivery Type



Attempted

8

Completed

1

Most Crosses Attempted

2

COWELL Cade
LEFT WINGER

#	Player	Inswing	Outswing	Driven	Lofted	Cutback	Push Cross	Total Attempted
1	SLONINA Gaga	0	0	0	0	0	0	0
2	HALLIDAY Michael	0	0	0	0	0	1	1
3	WILEY Caleb	0	1	0	0	0	0	1
4	WYNDER Joshua	0	0	0	0	0	0	0
5	CRAIG Brandon	0	0	0	0	0	0	0
6	EDELMAN Daniel	0	0	0	0	0	0	0
9	COWELL Cade	0	0	0	1	0	1	2
10	LUNA Diego	0	1	0	0	0	1	2
16	WOLFF Owen	0	0	0	0	0	0	0
17	CHE Justin	0	0	0	2	0	0	2
18	VARGAS Obed	0	0	0	0	0	0	0
7	SULLIVAN Quinn	0	0	0	0	0	0	0
8	McGLYNN Jack	0	0	0	0	0	0	0
13	GOMEZ Jonathan	0	0	0	0	0	0	0
15	TSAKIRIS Niko	0	0	0	0	0	0	0
19	YAPI Darren	0	0	0	0	0	0	0



Offering to Receive

320

Total Offers Made

107

Total Offers Received

Most Offers

43

SAUER Leo
LEFT WINGER

132

Offers Made in Final Third

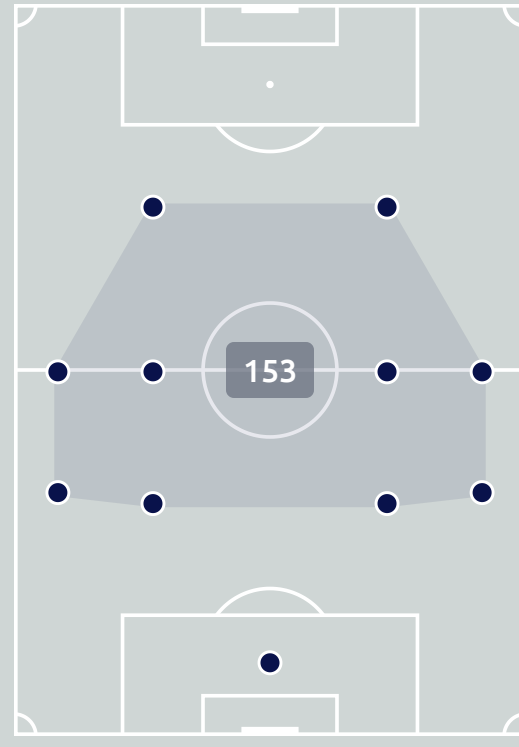
125

Offers Made in Middle Third

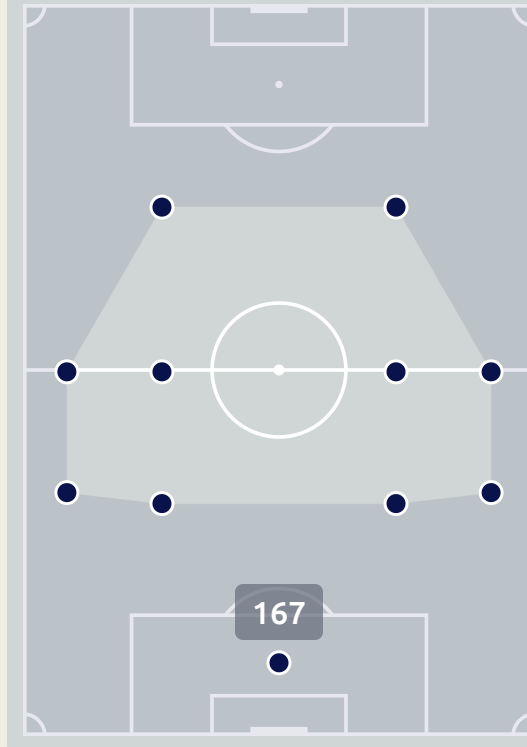
63

Offers Made in Defensive Third

Offers Made Inside Shape



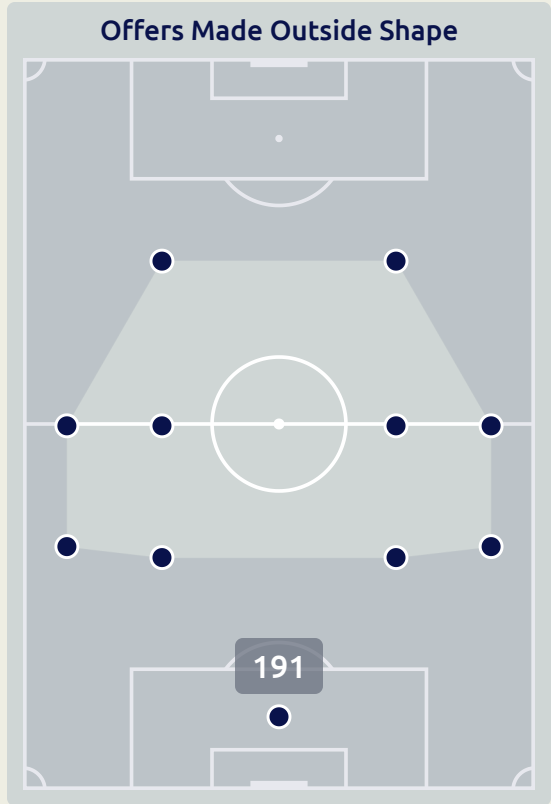
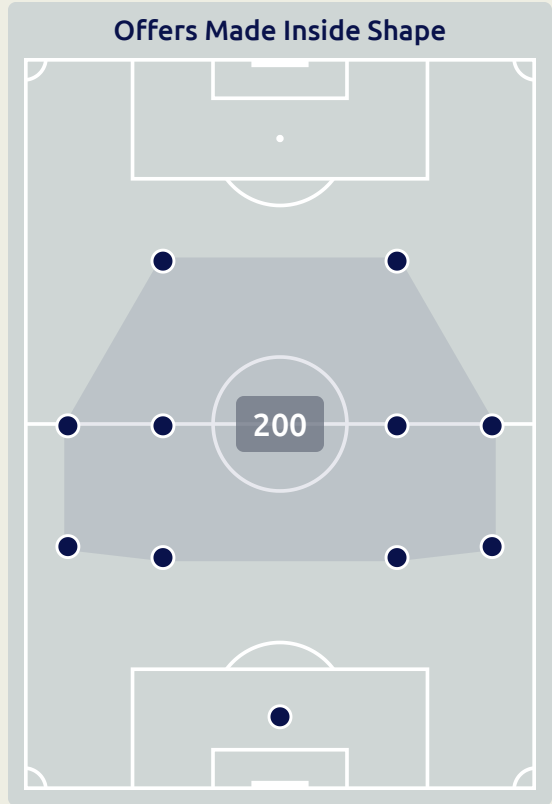
Offers Made Outside Shape



#	Player	Offers Made	Offers Received	% Made & Received
12	HRDINA Adam	11	9	81.8%
5	OVSONKA David	19	9	47.4%
6	KOSA Sebastian	2	0	0%
9	GRIGER Adam	8	1	12.5%
11	GAZI Adam	20	8	40%
14	SZOLGAI Mate	15	6	40%
16	SAUER Leo	43	15	34.9%
17	SNAJDER Dominik	32	5	15.6%
18	SIKULA Nicolas	27	13	48.1%
19	KOPASEK Samuel	17	5	29.4%
20	SAUER Mario	13	2	15.4%
2	MICUDA Simon	11	3	27.3%
4	MURGAS Jan	27	9	33.3%
7	CSOKA Balint	25	4	16%
8	GAJDOS Artur	29	16	55.2%
10	JAMBOR Timotej	21	2	9.5%



Offering to Receive



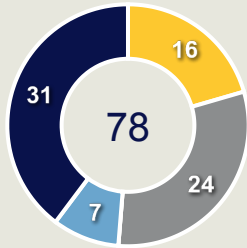
#	Player	Offers Made	Offers Received	% Made & Received
1	SLONINA Gaga	22	10	45.5%
2	HALLIDAY Michael	35	11	31.4%
3	WILEY Caleb	60	12	20%
4	WYNDER Joshua	32	21	65.6%
5	CRAIG Brandan	11	7	63.6%
6	EDELMAN Daniel	23	8	34.8%
9	COWELL Cade	52	9	17.3%
10	LUNA Diego	51	19	37.3%
16	WOLFF Owen	25	7	28%
17	CHE Justin	10	3	30%
18	VARGAS Obed	30	14	46.7%
7	SULLIVAN Quinn	5	2	40%
8	McGLYNN Jack	4	4	100%
13	GOMEZ Jonathan	9	3	33.3%
15	TSAKIRIS Niko	14	6	42.9%
19	YAPI Darren	8	1	12.5%



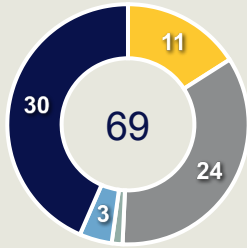
Movement to Receive

Movement Types by Phase

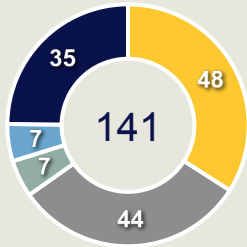
Final Third Phase



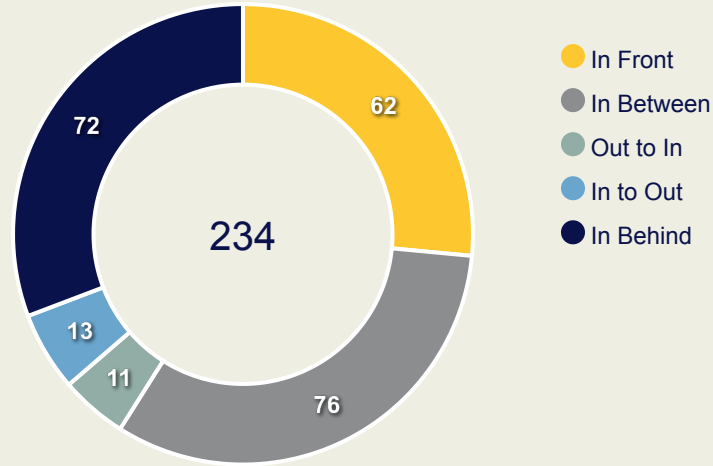
Progression Phase



Build Up Phase



All Movement Types

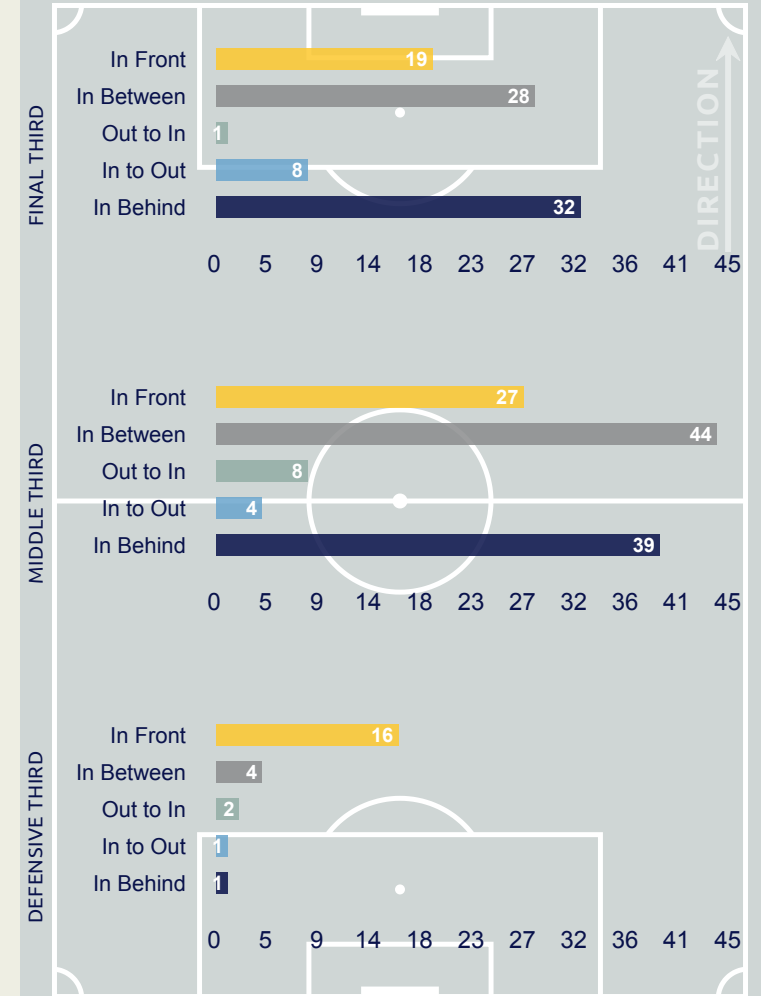


- In Front
- In Between
- Out to In
- In to Out
- In Behind

Top Ranked Players

Type	Player	Movements
In Front	17 SNAJDER Dominik	11
In Between	17 SNAJDER Dominik	17
Out to In	4 MURGAS Jan	2
In to Out	4 MURGAS Jan	4
In Behind	16 SAUER Leo	18

Movement Types Pitch Third

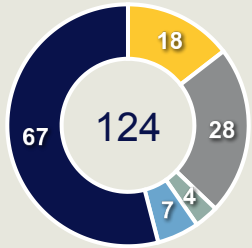




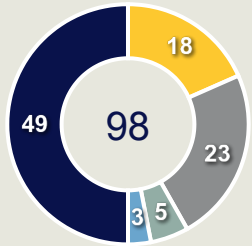
Movement to Receive

Movement Types by Phase

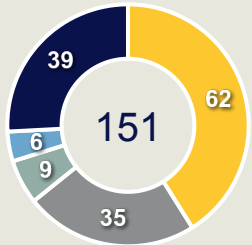
Final Third Phase



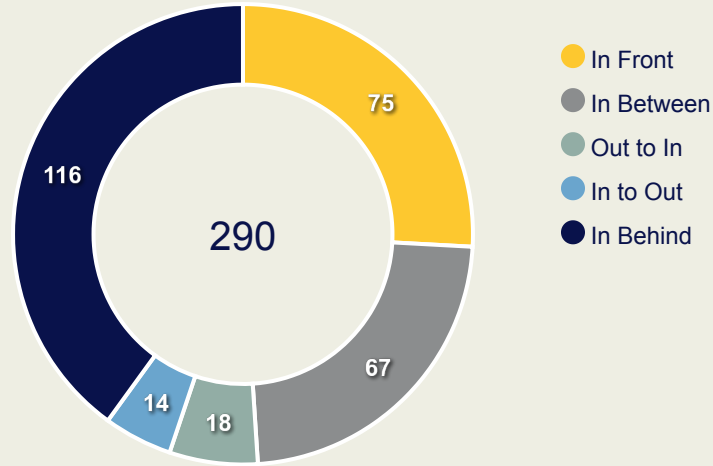
Progression Phase



Build Up Phase



All Movement Types

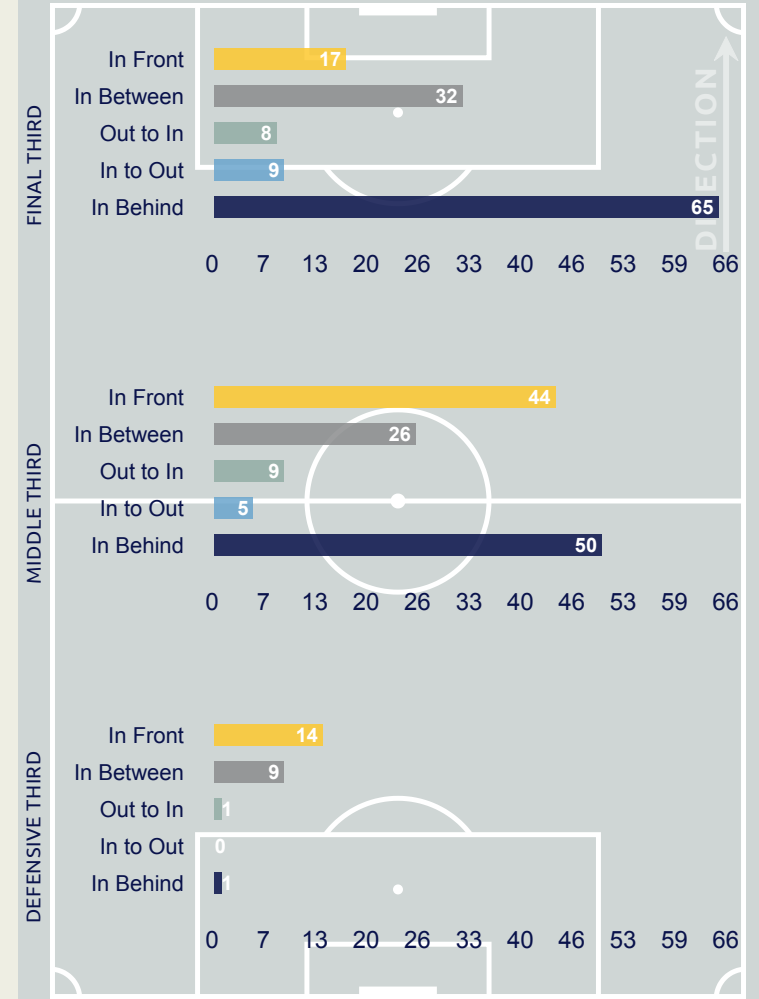


- In Front
- In Between
- Out to In
- In to Out
- In Behind

Top Ranked Players

Type	Player	Movements
In Front	6 EDELMAN Daniel	17
In Between	10 LUNA Diego	24
Out to In	10 LUNA Diego	8
In to Out	10 LUNA Diego	5
In Behind	3 WILEY Caleb	31

Movement Types Pitch Third



OUT OF POSSESSION



Slovakia v USA



Defensive Actions

76

Forced Turnovers

46

Possession Regained

9

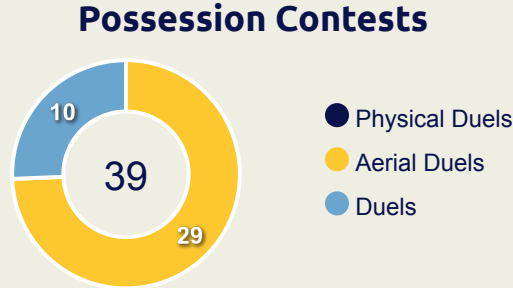
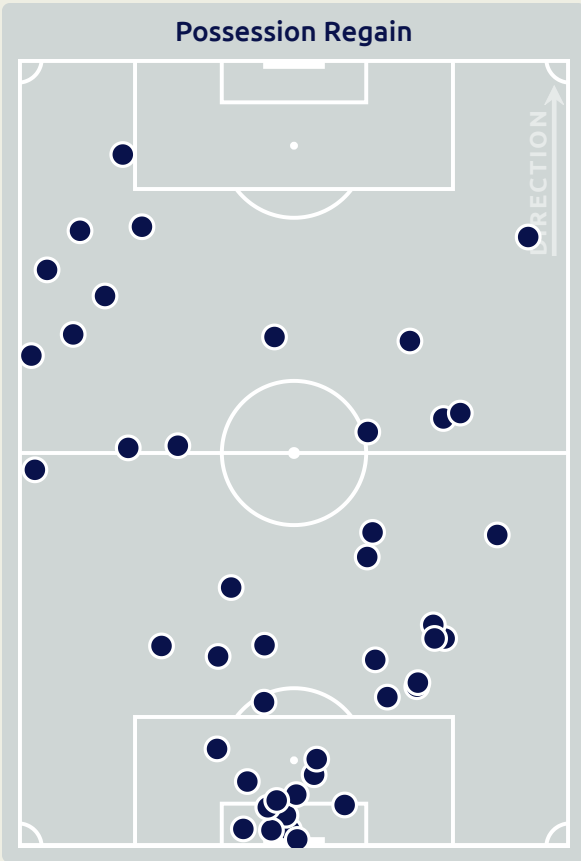
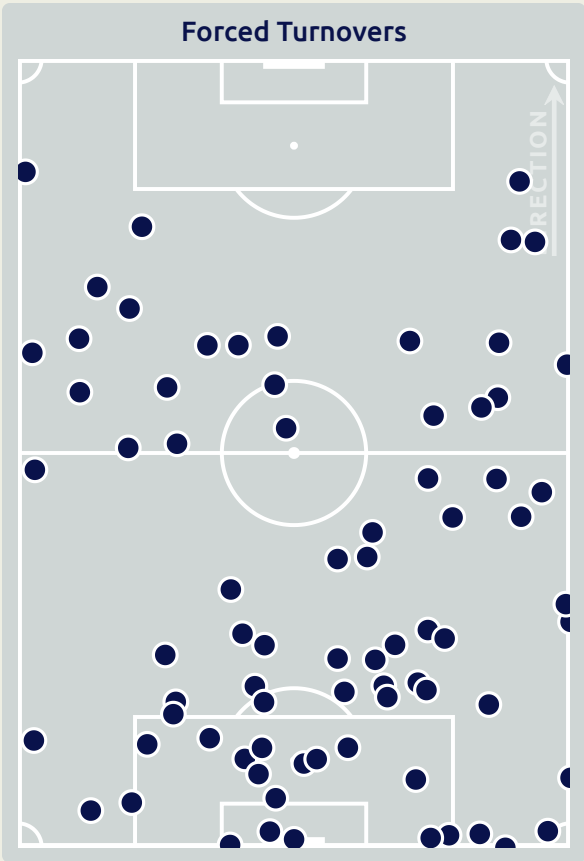
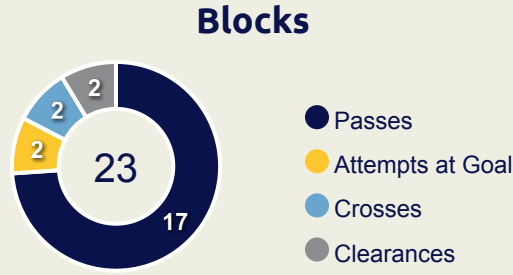
Interceptions

36

Tackles

3.32

Possession Actions /
Defensive Action



Most Possession Regains

7

HRDINA Adam
GOALKEEPER

#	Player	Total Possession Regains
12	HRDINA Adam	7
5	OVSONKA David	4
6	KOSA Sebastian	3
9	GRIGER Adam	0
11	GAZI Adam	1
14	SZOLGAI Mate	2
16	SAUER Leo	3
17	SNAJDER Dominik	4
18	SIKULA Nicolas	6
19	KOPASEK Samuel	6
20	SAUER Mario	1
2	MICUDA Simon	2
4	MURGAS Jan	2
7	CSOKA Balint	3
8	GAJDOS Artur	1
10	JAMBOR Timotej	1



Defensive Actions

78

Forced Turnovers

50

Possession Regained

10

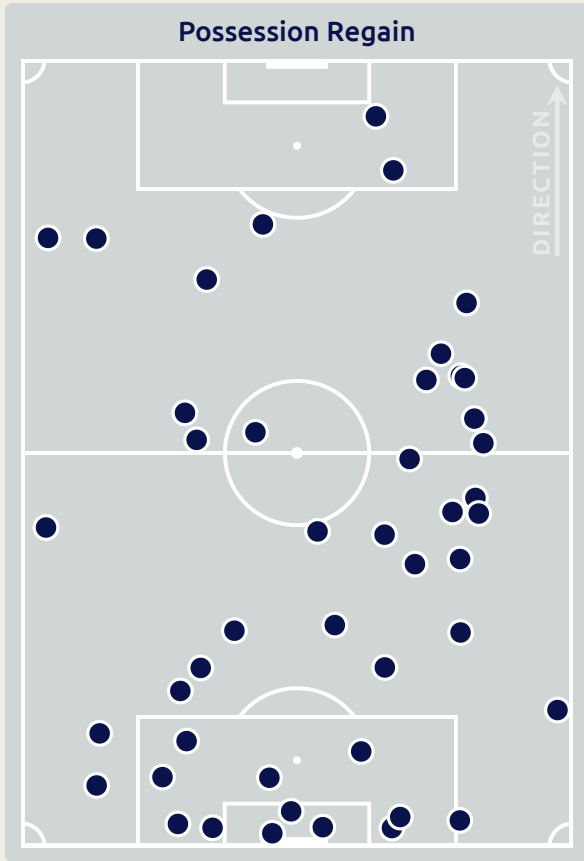
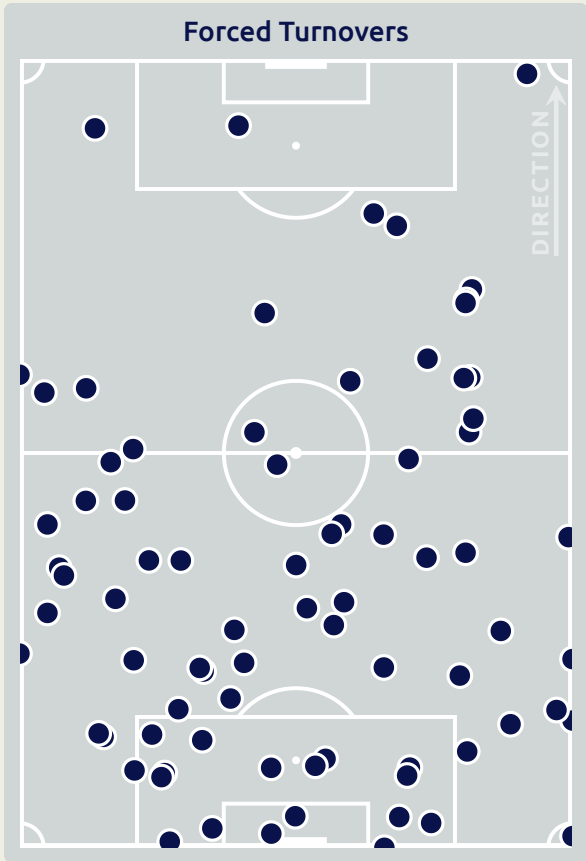
Interceptions

27

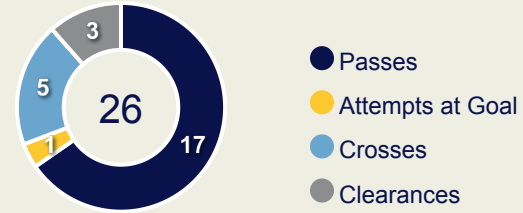
Tackles

4.47

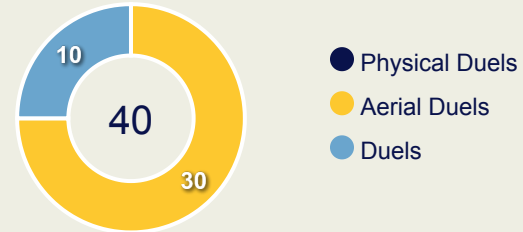
Possession Actions /
Defensive Action



Blocks



Possession Contests



Most Possession Regains

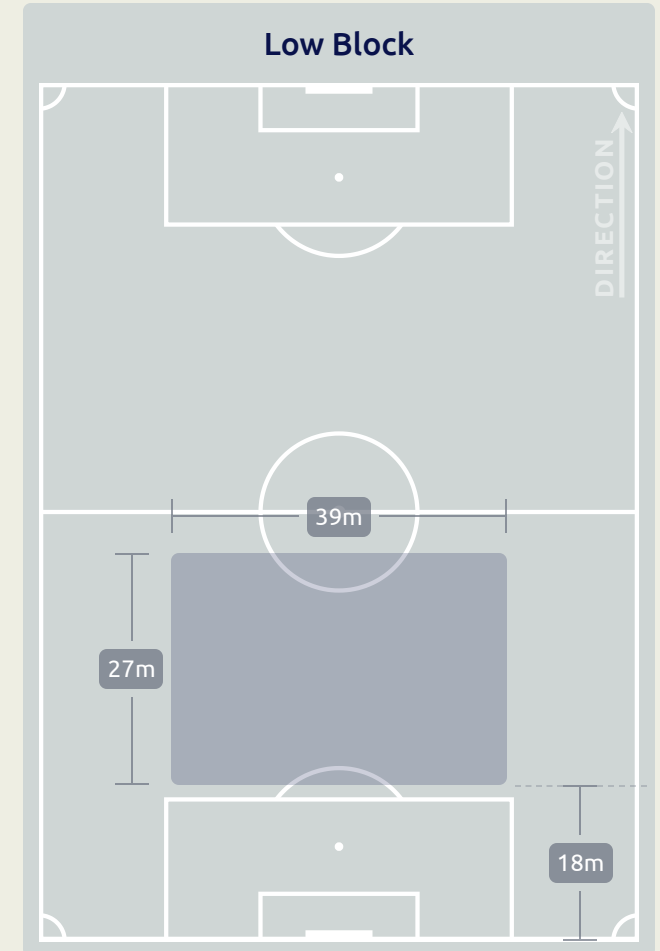
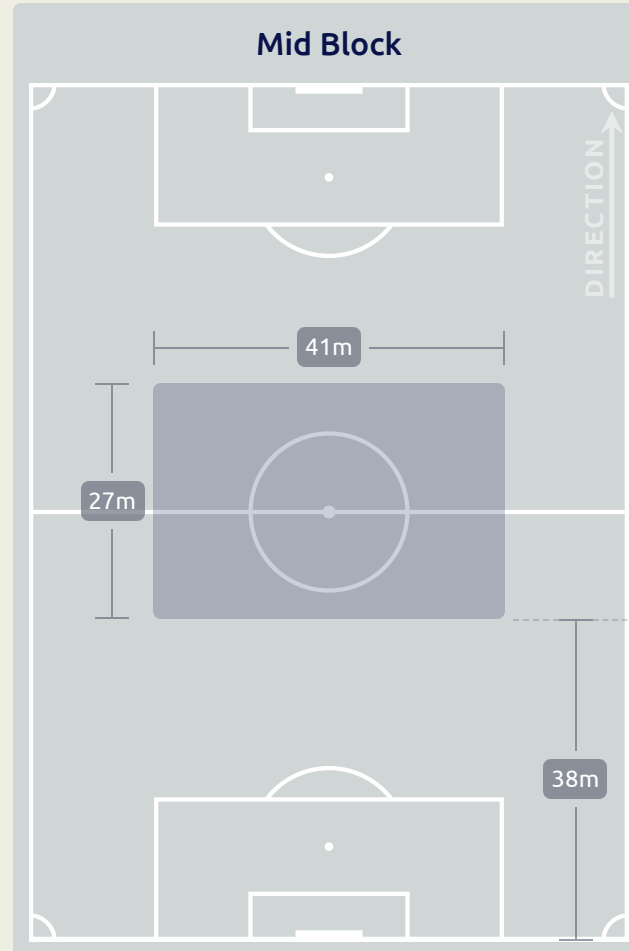
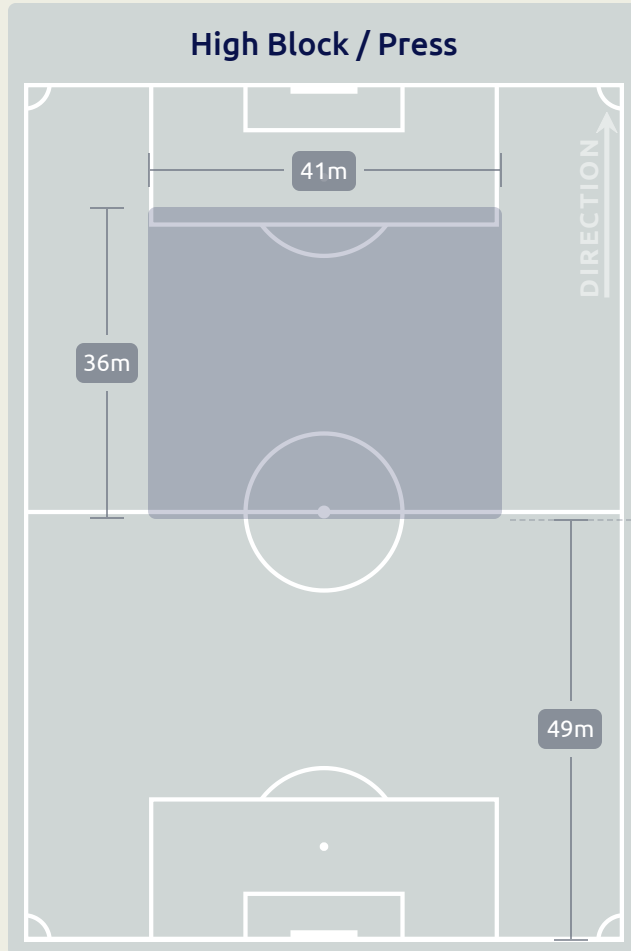
8

CHE Justin
RIGHT BACK

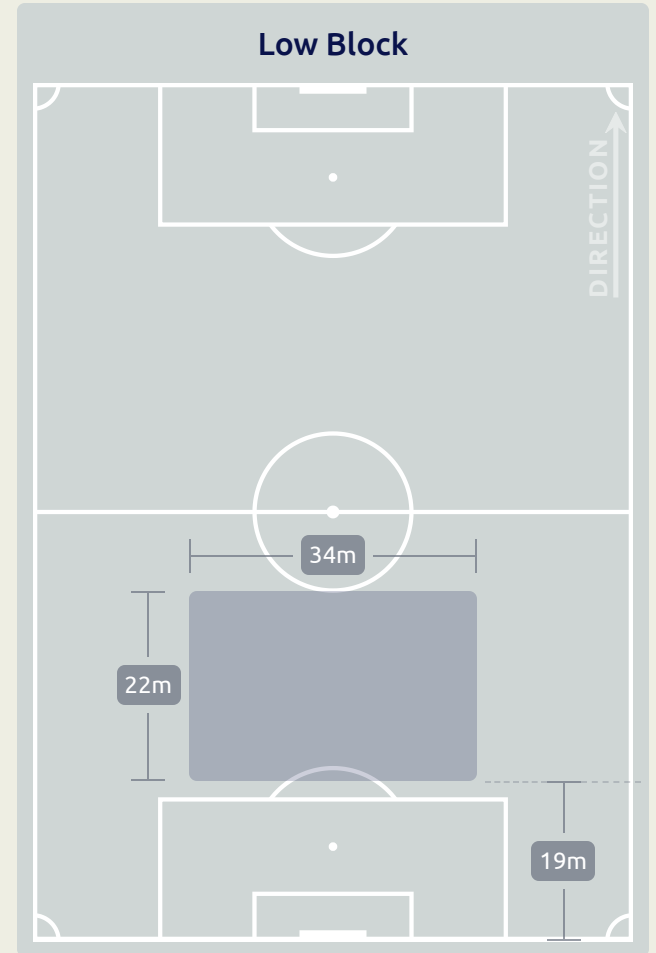
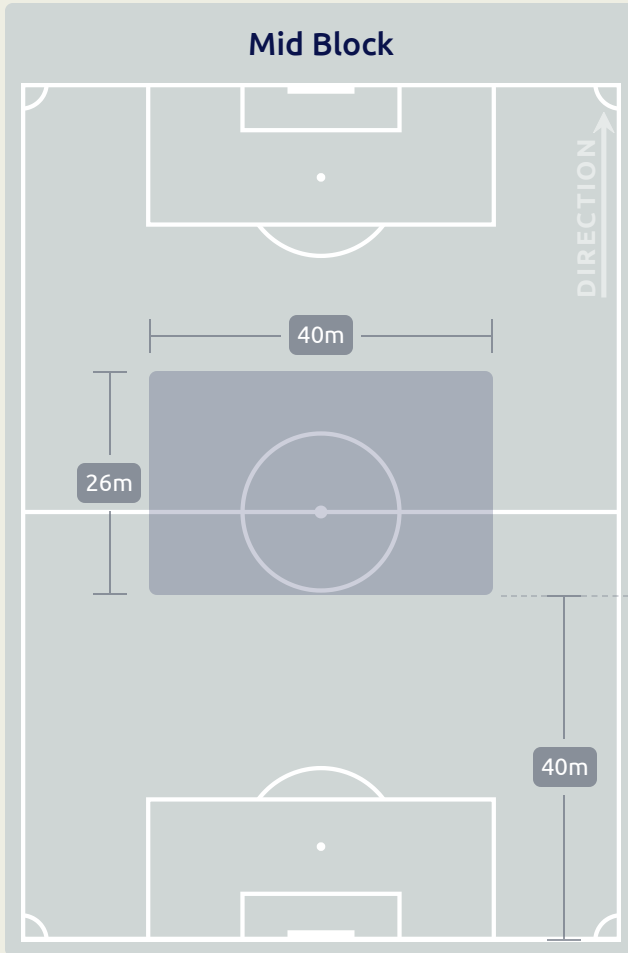
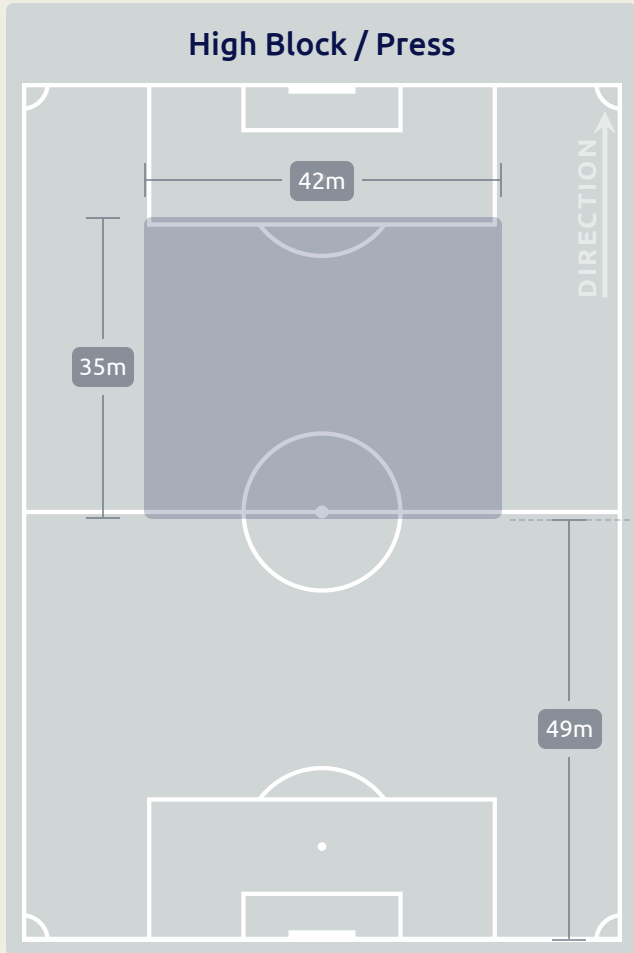
#	Player	Total Possession Regains
1	SLONINA Gaga	7
2	HALLIDAY Michael	6
3	WILEY Caleb	6
4	WYNDER Joshua	3
5	CRAIG Brandon	0
6	EDELMAN Daniel	7
9	COWELL Cade	2
10	LUNA Diego	1
16	WOLFF Owen	3
17	CHE Justin	8
18	VARGAS Obed	5
7	SULLIVAN Quinn	0
8	McGLYNN Jack	1
13	GOMEZ Jonathan	1
15	TSAKIRIS Niko	0
19	YAPI Darren	0



Defensive Line Height & Team Length



Defensive Line Height & Team Length



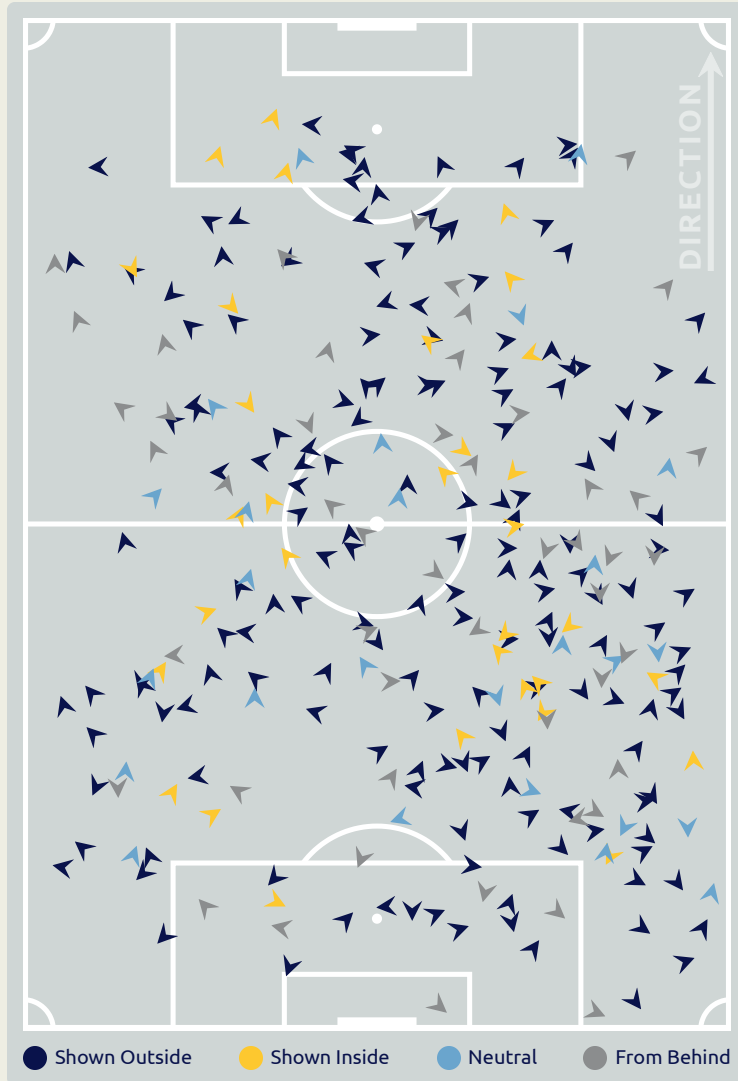
Defensive Pressure



Slovakia



USA



274	Total Pressures	209
54	Direct Pressures	33
1.56s	Avg Pressure Duration	1.4s
76	Forced Turnovers	78
10.12s	Ball Recovery Time	10.63s
92	Pushing on into Pressing	99
232	Pushing on	180
32	Pressing Direction Inside	31
166	Pressing Direction Outside	130

Most Direct Pressures


7

OVSONKA David
RIGHT CENTRE BACK

Most Direct Pressures

12

VARGAS Obed
RIGHT CENTRE MIDFIELD



GOALKEEPING



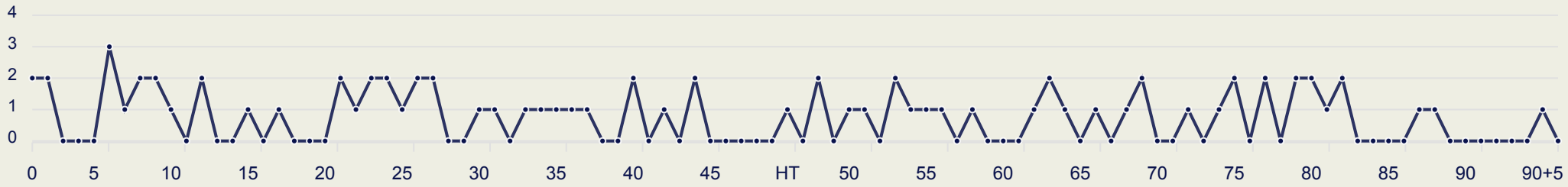
Slovakia v USA

Goalkeeping Involvement



Slovakia

Slovakia GK Involvement Timeline



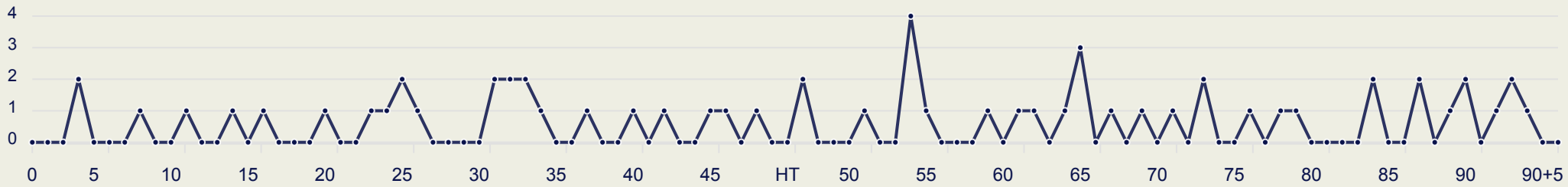
79

Total Involvements



USA

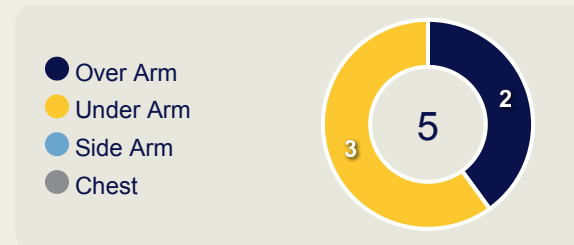
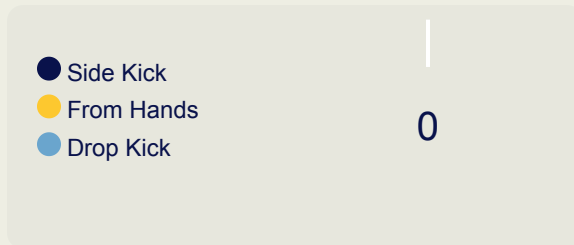
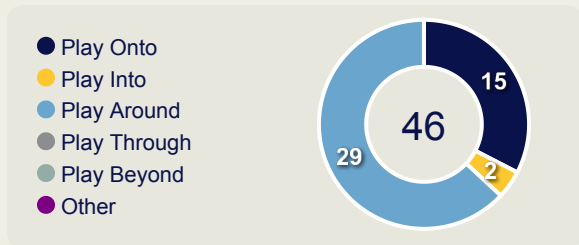
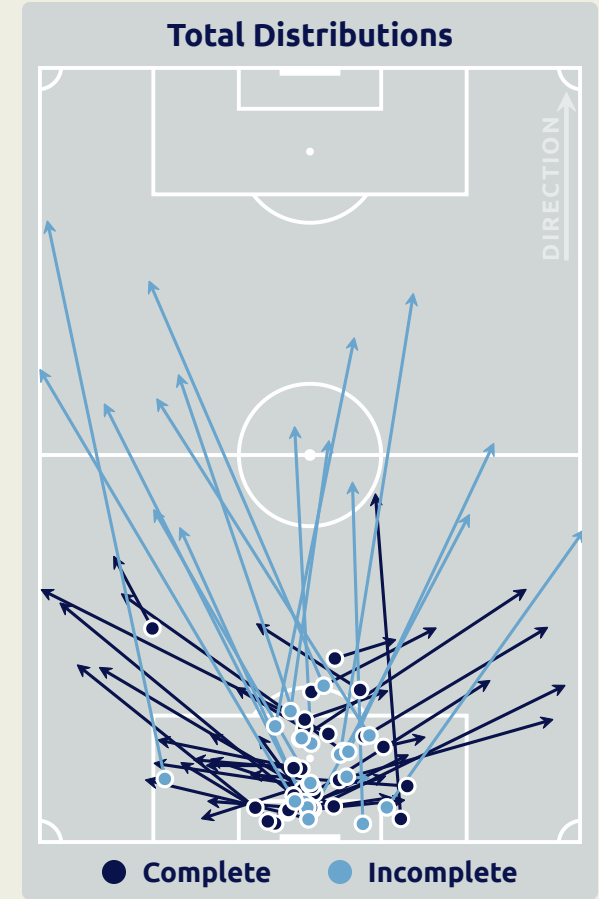
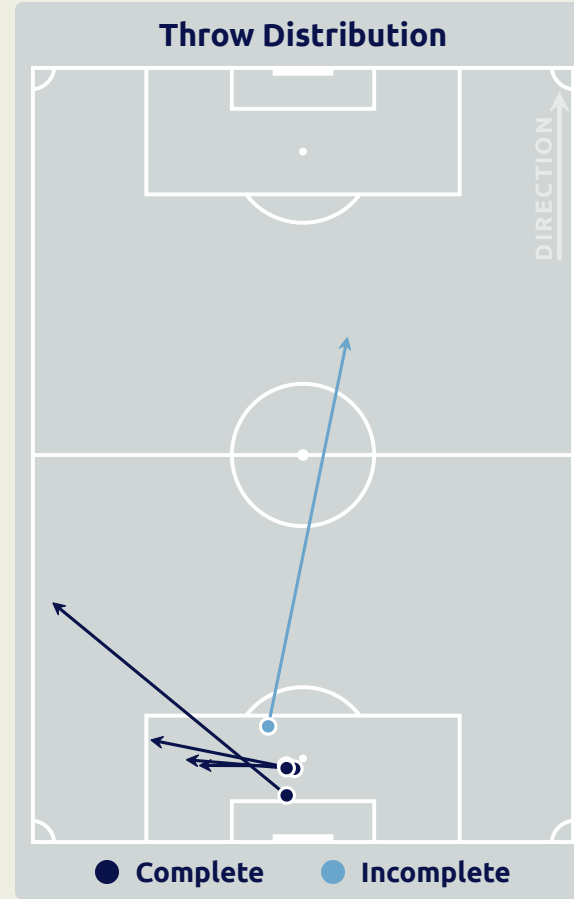
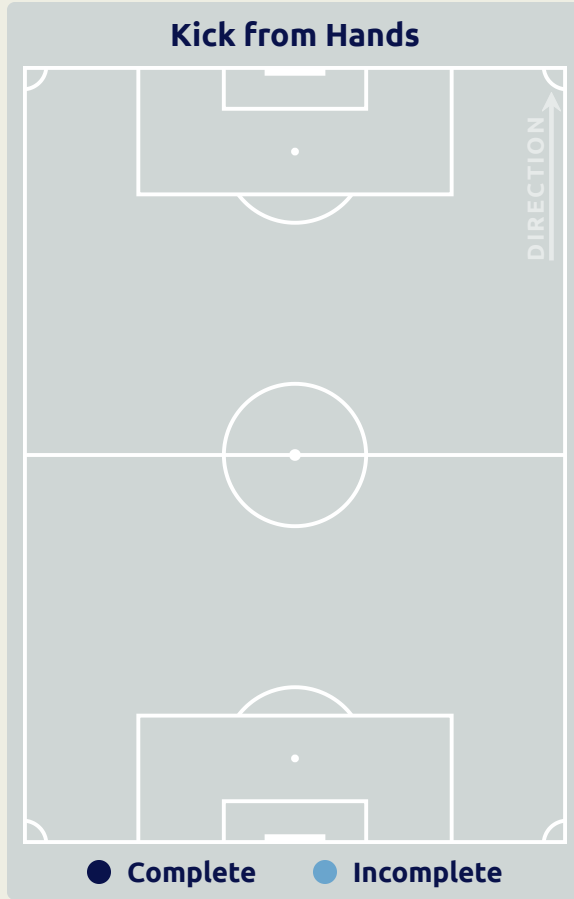
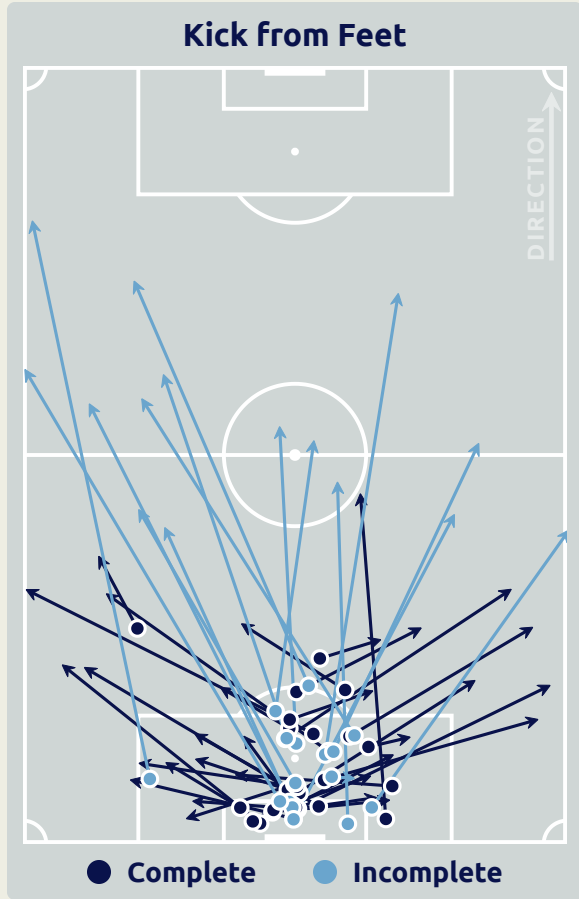
USA GK Involvement Timeline



59

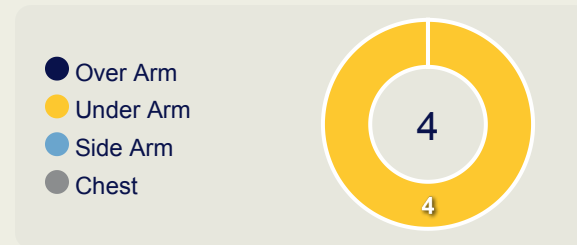
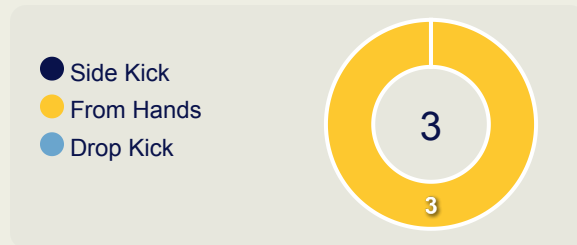
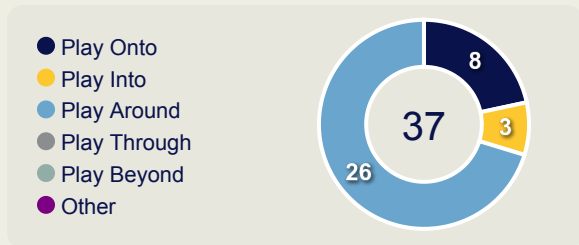
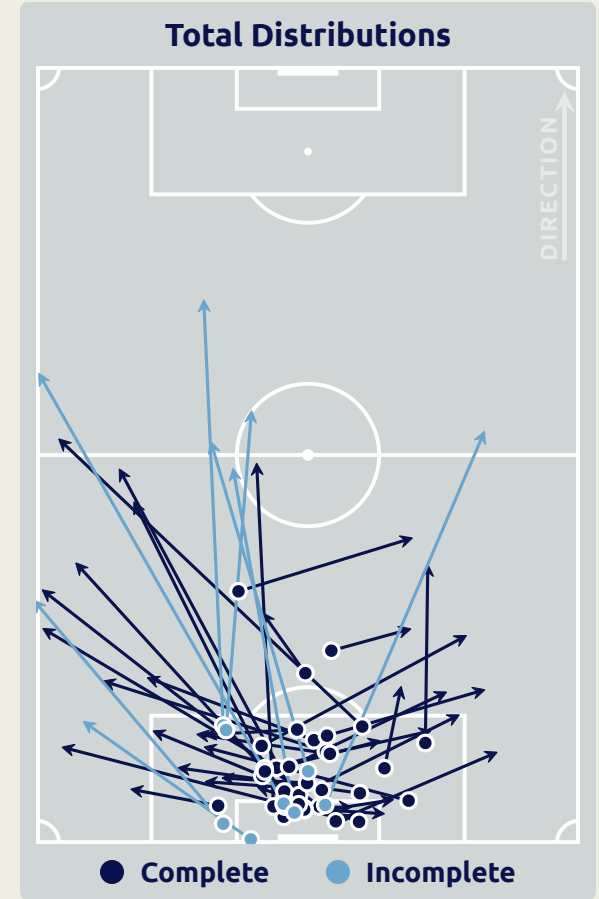
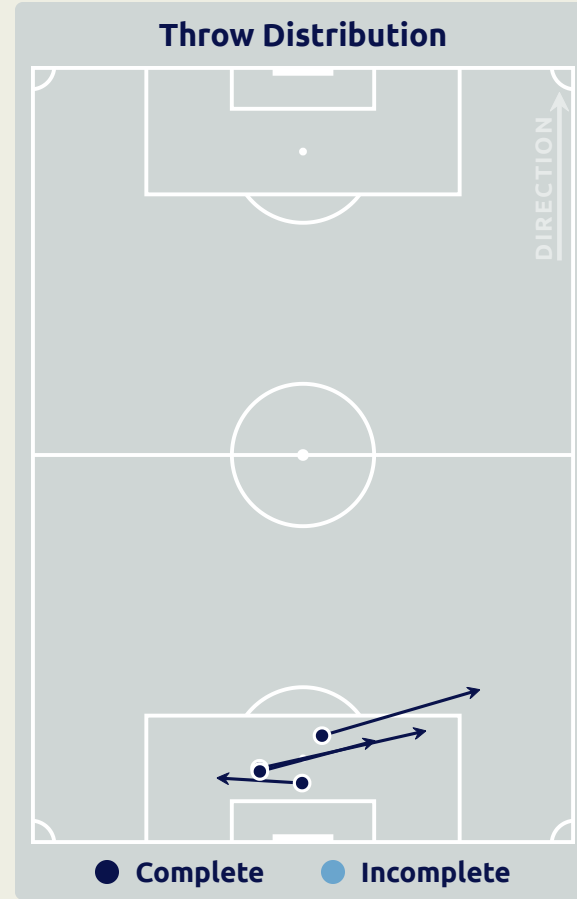
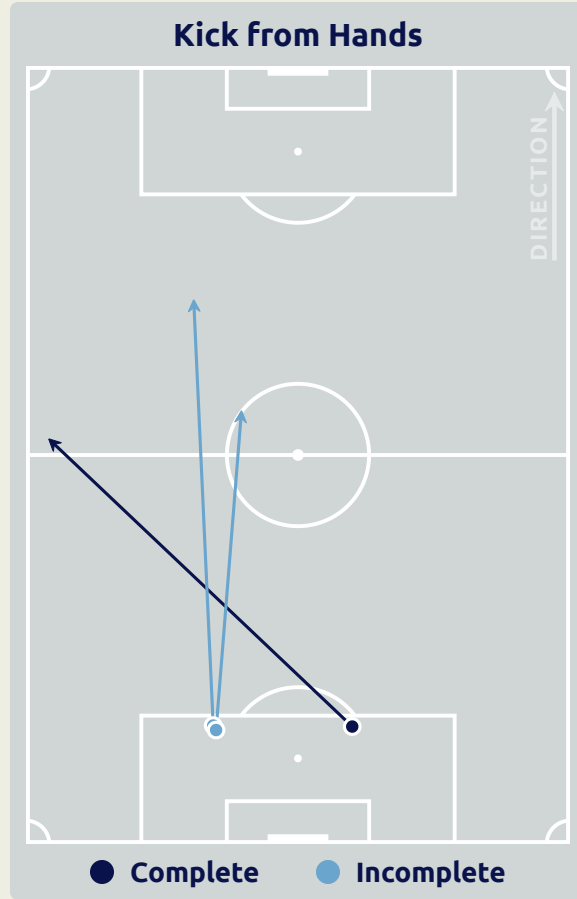
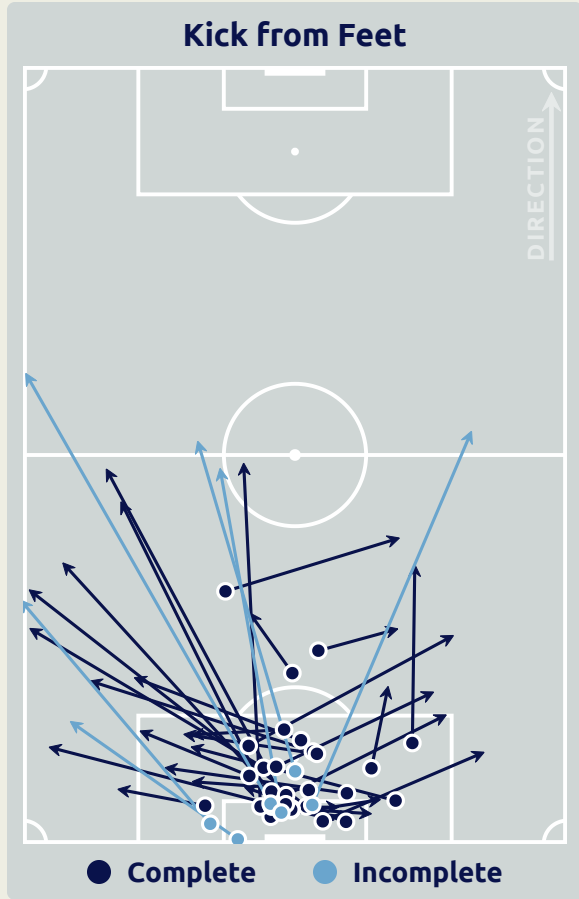
Total Involvements

Goalkeeping Distribution



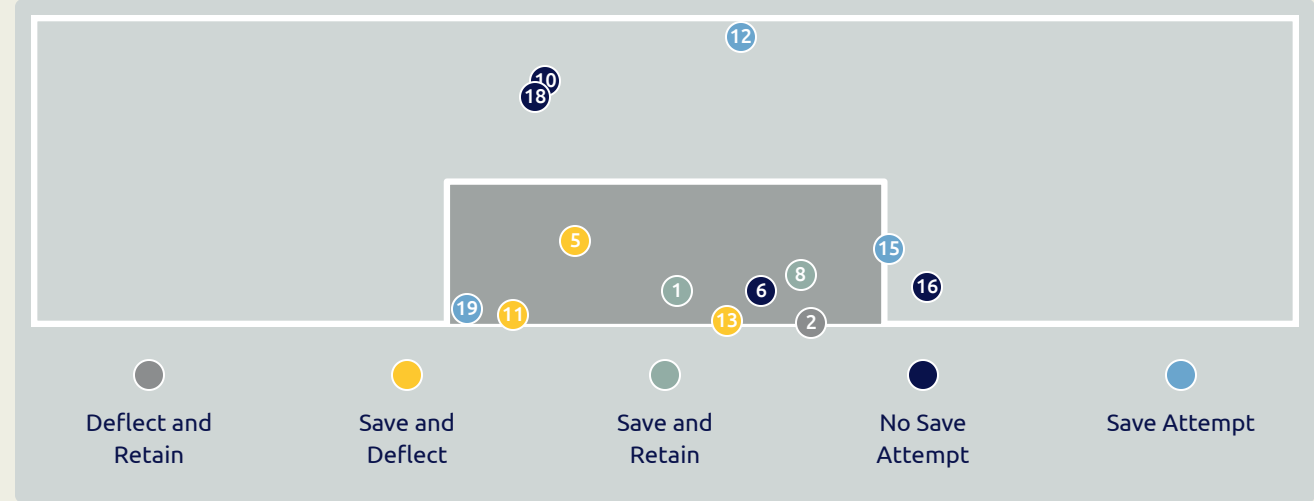
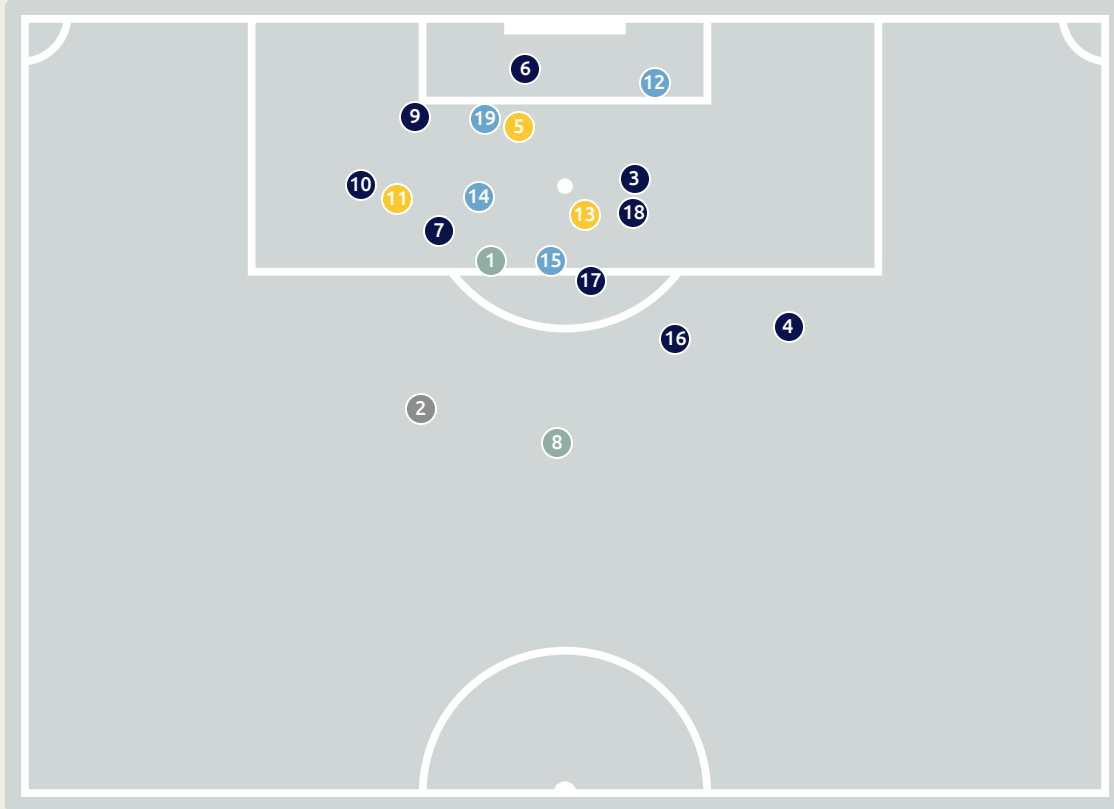


Goalkeeping Distribution



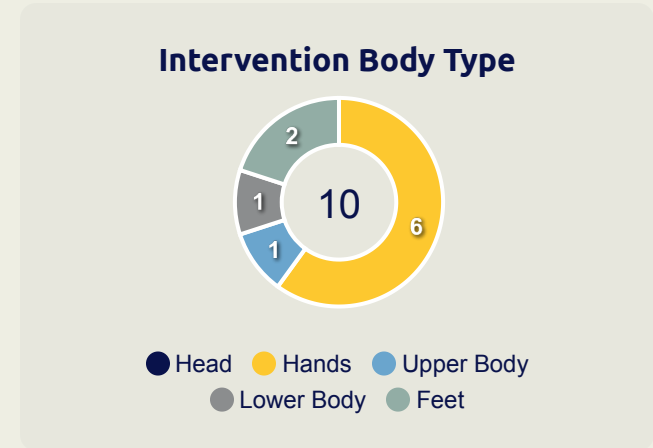
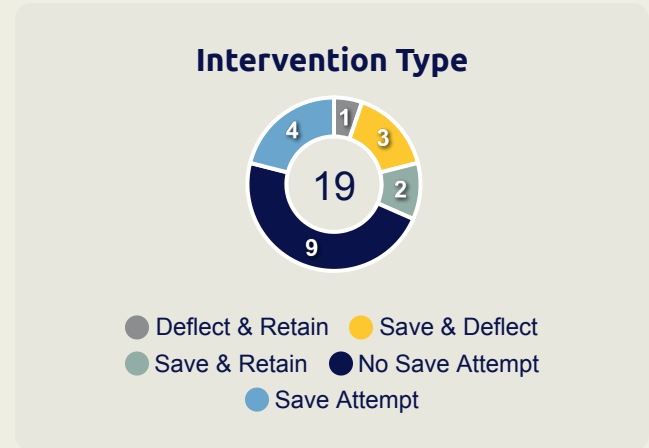


Goal Prevention



19
Total Attempts on Goal Faced

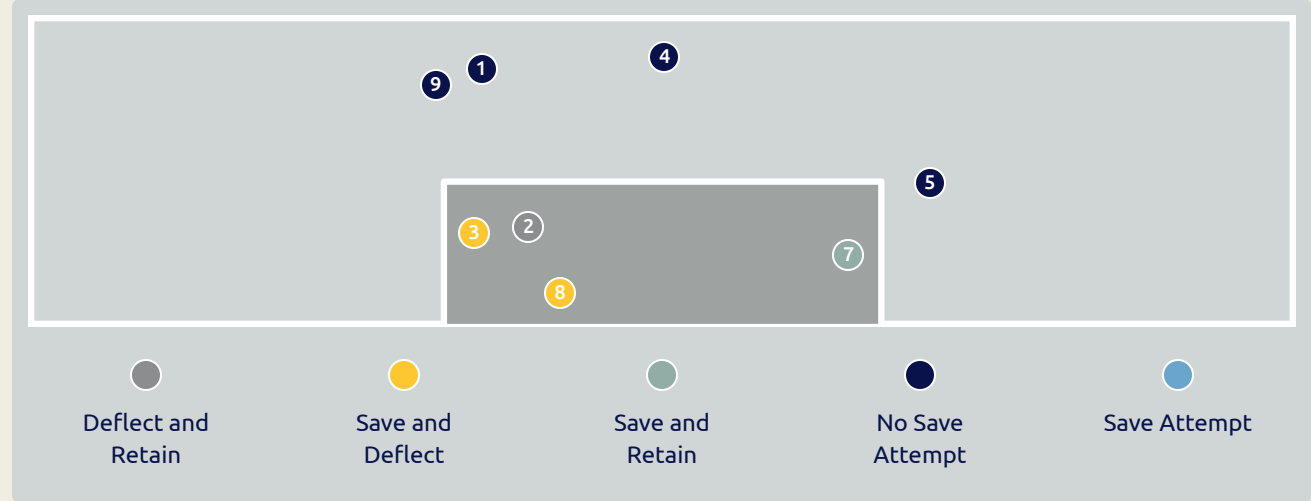
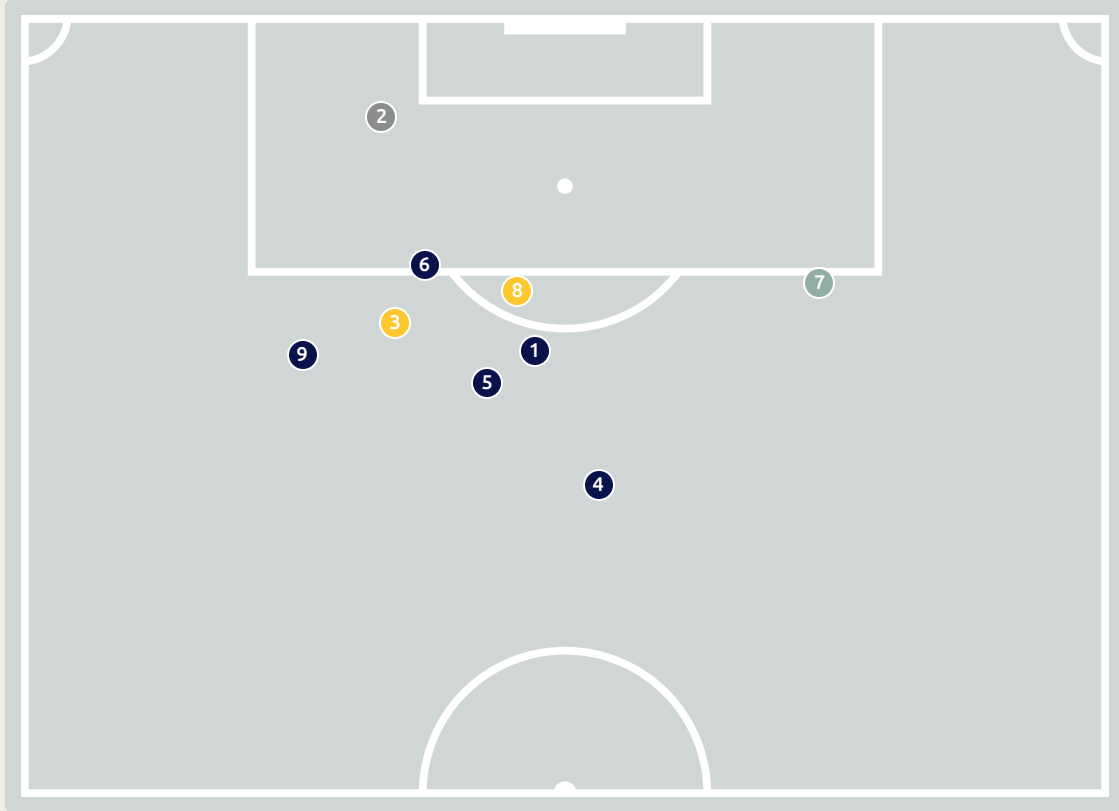
57
Save %



Total Attempts on Goal Faced	Total Goal Interventions	Save & Retain	Deflect & Retain	Save & Deflect	Save Attempt	No Save Attempt
19	5	2	0	3	4	9

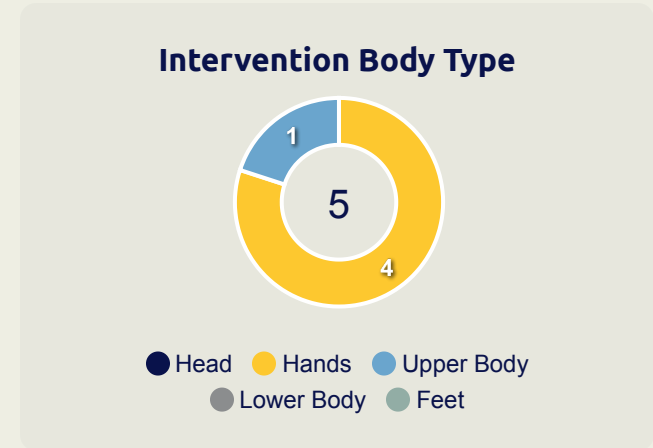
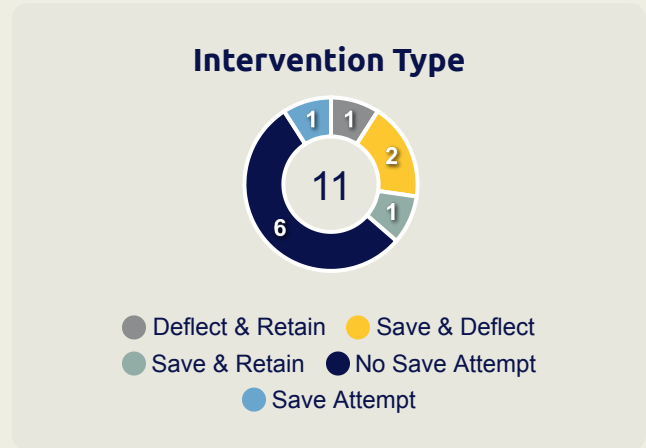


Goal Prevention



11
Total Attempts on Goal Faced

100
Save %



Total Attempts on Goal Faced	Total Goal Interventions	Save & Retain	Deflect & Retain	Save & Deflect	Save Attempt	No Save Attempt
11	3	1	0	2	1	6

Slovakia



Aerial Control

5

Total Interventions

4

Complete

4

Punches

0

Incomplete

1

Complete

1

Claims

0

Incomplete

0

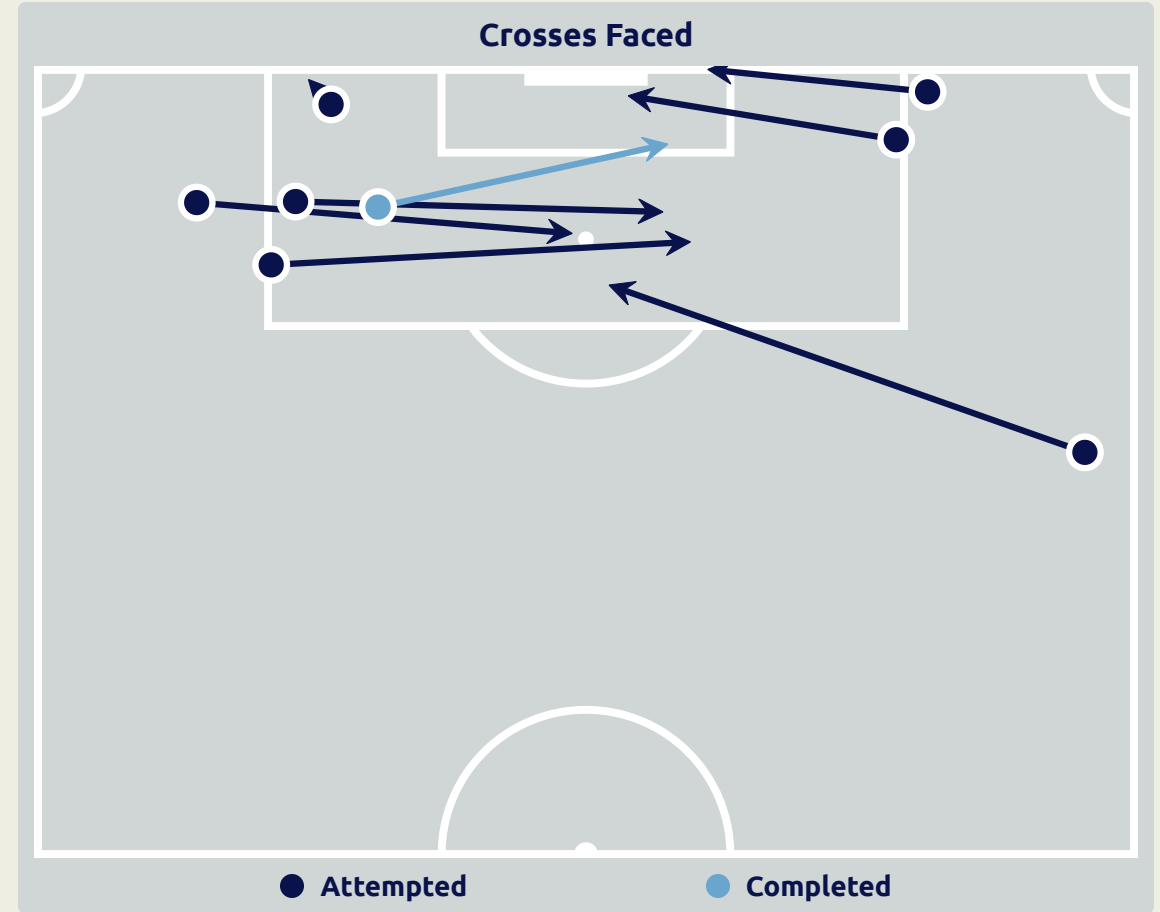
Complete

0

Tipped/Palmed

0

Incomplete

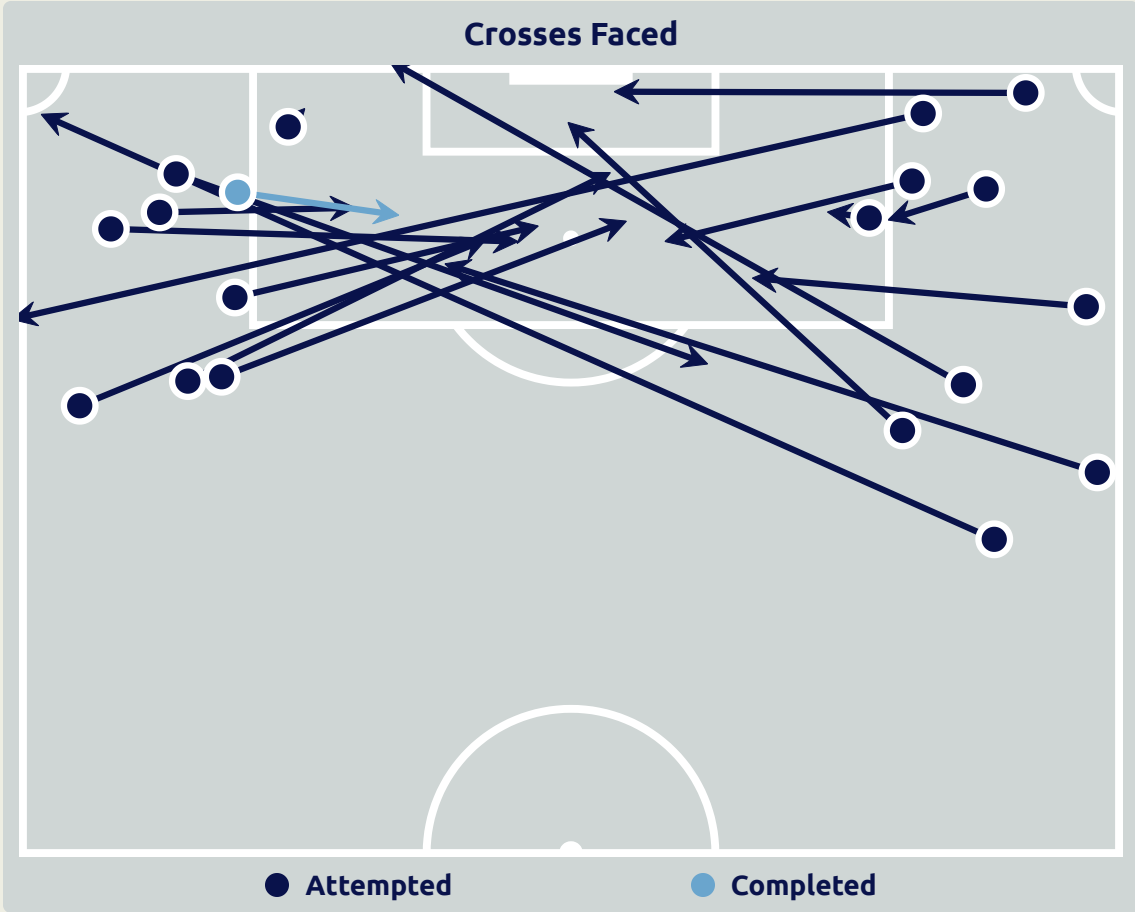


Delivery Types Faced

Total	In Swing	Out Swing	Driven	Lofted	Cutback	Push
18	3	2	0	10	0	3



Aerial Control



Delivery Types Faced

Total	In Swing	Out Swing	Driven	Lofted	Cutback	Push
24	6	4	2	7	0	5

SET PLAYS



Slovakia v USA

Slovakia



Set Plays - Corners

40

Total Set Plays

8

Total Free Kicks

0

Total Penalties

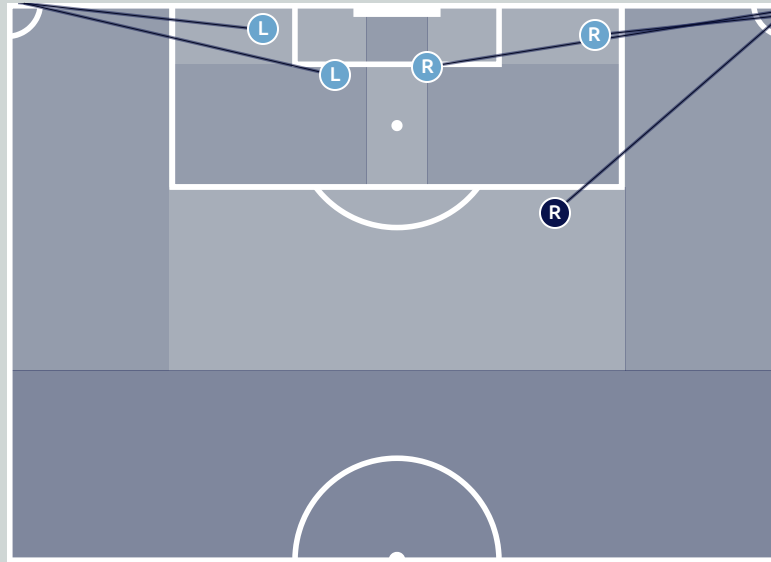
6

Total Corners

26

Total Throw Ins

Corners - First Contact



● Slovakia

● USA

Delivery Type	From Left Side	From Right Side	Total
Direct to Area	3	1	4
Short	0	1	1
Edge of Penalty Area	0	1	1

Delivery Style	Total
Inswing	2
Outswing	1
Driven	0

Free Kicks

Type	Total
Direct	3
Direct (on target)	0
Direct (off target)	0
Indirect	5

First Contacts on Slovakia Crosses

1

By Slovakia

4

By USA

Top 5 Player First Contacts

Player	Team	Total
WILEY Caleb	USA	2
SNAJDER Dominik	Slovakia	1
WYNDER Joshua	USA	1
VARGAS Obed	USA	1



Set Plays - Corners

42

Total Set Plays

10

Total Free Kicks

0

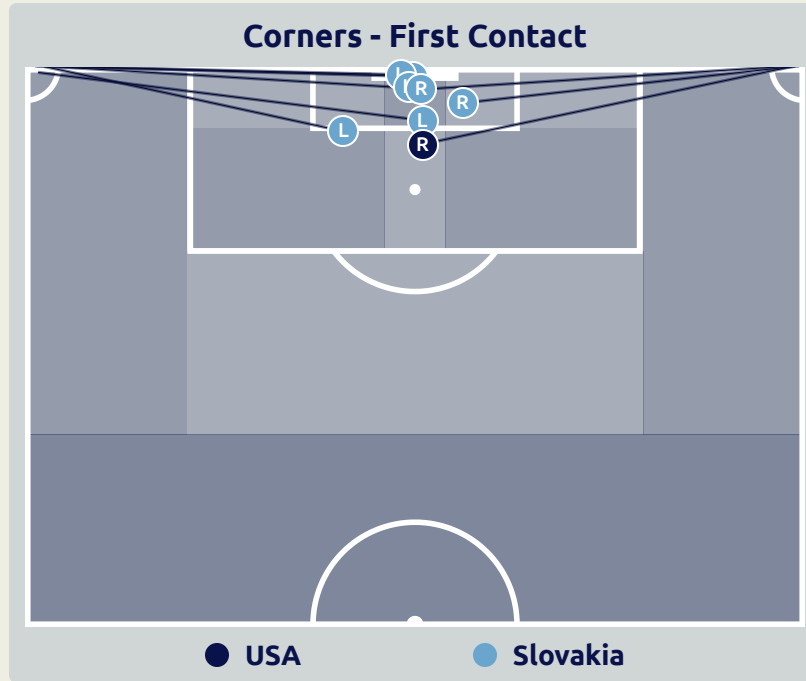
Total Penalties

10

Total Corners

22

Total Throw Ins



Delivery Type	From Left Side	From Right Side	Total
Direct to Area	7	3	10
Short	0	0	0
Edge of Penalty Area	0	0	0

Delivery Style	Total
Inswing	3
Outswing	0
Driven	0

Free Kicks	
Type	Total
Direct	10
Direct (on target)	0
Direct (off target)	0
Indirect	0

First Contacts on USA Crosses

1

By USA

7

By Slovakia

Top 5 Player First Contacts		
Player	Team	Total
HRDINA Adam	Slovakia	4
OVSONKA David	Slovakia	2
YAPI Darren	USA	1
KOSA Sebastian	Slovakia	1

INDIVIDUAL DATA IN POSSESSION



Slovakia v USA

In Possession - Distributions



#	Player	Passes Attempted	Passes Completed	Pass Completion %	Switches of Play	Crosses Attempted	Crosses Completed	Line Breaks Attempted	Line Breaks Completed	Line Break Completion %	Ball Progressions	Take Ons	Step Ins	Attempts at Goal	Goals
12	HRDINA Adam	51	35	69%	0	0	0	19	6	31%	0	0	0	0	0
5	OVSONKA David	57	50	88%	1	0	0	19	13	68%	0	0	0	0	0
6	KOSA Sebastian	74	67	91%	2	0	0	27	23	85%	1	1	0	0	0
9	GRIGER Adam	5	5	100%	0	0	0	1	1	100%	1	1	0	0	0
11	GAZI Adam	7	6	86%	0	4	0	2	1	50%	1	1	0	0	0
14	SZOLGAI Mate	16	11	69%	0	1	0	5	2	40%	0	0	0	2	0
16	SAUER Leo	21	16	76%	0	5	1	6	3	50%	8	2	6	2	0
17	SNAJDER Dominik	34	30	88%	0	0	0	8	7	87%	1	1	0	1	0
18	SIKULA Nicolas	63	57	90%	0	3	0	19	13	68%	2	0	2	0	0
19	KOPASEK Samuel	42	35	83%	0	6	0	16	12	75%	0	0	0	1	0
20	SAUER Mario	6	2	33%	0	0	0	2	0	0%	2	1	1	1	0
2	MICUDA Simon	9	6	67%	0	2	0	5	1	20%	0	0	0	0	0
4	MURGAS Jan	12	11	92%	0	0	0	2	2	100%	1	1	0	0	0
7	CSOKA Balint	8	4	50%	0	0	0	4	0	0%	2	2	0	0	0
8	GAJDOS Artur	24	20	83%	0	3	0	10	7	70%	2	0	2	1	0
10	JAMBOR Timotej	8	6	75%	0	0	0	3	2	66%	0	0	0	1	0

In Possession - Offers & Receptions



			Offer movement types						
#	Player	Total Offers	In Front	In Between	Out to In	In to Out	In Behind	No Movement	Offers Received
12	HRDINA Adam	11	0	0	0	0	0	11	9
5	OVSONKA David	19	9	0	0	0	0	10	9
6	KOSA Sebastian	2	1	0	0	0	0	1	0
9	GRIGER Adam	8	0	6	1	0	1	0	1
11	GAZI Adam	20	1	1	0	0	12	6	8
14	SZOLGAI Mate	15	2	5	1	0	4	3	6
16	SAUER Leo	43	3	4	1	0	18	17	15
17	SNAJDER Dominik	32	11	17	1	0	1	2	5
18	SIKULA Nicolas	27	9	0	0	3	4	11	13
19	KOPASEK Samuel	17	4	1	1	0	3	8	5
20	SAUER Mario	13	2	6	1	0	3	1	2
2	MICUDA Simon	11	3	0	0	0	2	6	3
4	MURGAS Jan	27	4	13	2	4	2	2	9
7	CSOKA Balint	25	0	1	1	1	16	6	4
8	GAJDOS Artur	29	11	10	2	4	0	2	16
10	JAMBOR Timotej	21	2	12	0	1	6	0	2



In Possession - Distributions

#	Player	Passes Attempted	Passes Completed	Pass Completion %	Switches of Play	Crosses Attempted	Crosses Completed	Line Breaks Attempted	Line Breaks Completed	Line Break Completion %	Ball Progressions	Take Ons	Step Ins	Attempts at Goal	Goals
1	SLONINA Gaga	44	36	82%	0	0	0	13	8	61%	0	0	0	0	0
2	HALLIDAY Michael	31	24	77%	0	1	0	5	2	40%	2	0	2	1	0
3	WILEY Caleb	40	32	80%	0	1	0	9	4	44%	2	1	1	1	0
4	WYNDER Joshua	77	69	90%	2	0	0	18	13	72%	1	0	1	0	0
5	CRAIG Brandan	54	48	89%	1	7	1	13	11	84%	0	0	0	0	0
6	EDELMAN Daniel	57	53	93%	0	0	0	9	6	66%	0	0	0	0	0
9	COWELL Cade	19	13	68%	0	2	1	5	3	60%	4	4	0	6	1
10	LUNA Diego	38	29	76%	0	2	0	9	5	55%	1	1	0	3	0
16	WOLFF Owen	23	17	74%	1	0	0	7	3	42%	2	2	0	0	0
17	CHE Justin	55	46	84%	3	2	0	19	13	68%	0	0	0	3	0
18	VARGAS Obed	48	42	88%	0	0	0	9	7	77%	0	0	0	2	0
7	SULLIVAN Quinn	5	4	80%	0	0	0	2	1	50%	0	0	0	1	0
8	McGLYNN Jack	15	13	87%	0	3	1	8	6	75%	0	0	0	1	0
13	GOMEZ Jonathan	4	3	75%	0	0	0	3	2	66%	0	0	0	0	0
15	TSAKIRIS Niko	10	7	70%	0	0	0	3	2	66%	1	0	1	1	1
19	YAPI Darren	5	4	80%	0	0	0	0	0	0%	1	1	0	0	0



In Possession - Offers & Receptions

			Offer movement types						
#	Player	Total Offers	In Front	In Between	Out to In	In to Out	In Behind	No Movement	Offers Received
1	SLONINA Gaga	22	0	0	0	0	0	22	10
2	HALLIDAY Michael	35	2	0	0	0	26	7	11
3	WILEY Caleb	60	8	5	1	0	31	15	12
4	WYNDER Joshua	32	13	0	0	0	1	18	21
5	CRAIG Brandan	11	0	1	0	0	1	9	7
6	EDELMAN Daniel	23	17	5	0	1	0	0	8
9	COWELL Cade	52	2	13	4	1	23	9	9
10	LUNA Diego	51	7	24	8	5	5	2	19
16	WOLFF Owen	25	2	8	1	3	8	3	7
17	CHE Justin	10	2	0	0	1	4	3	3
18	VARGAS Obed	30	16	2	1	1	4	6	14
7	SULLIVAN Quinn	5	0	2	1	0	2	0	2
8	McGLYNN Jack	4	2	2	0	0	0	0	4
13	GOMEZ Jonathan	9	0	0	1	0	2	6	3
15	TSAKIRIS Niko	14	4	4	1	1	4	0	6
19	YAPI Darren	8	0	1	0	1	5	1	1

INDIVIDUAL DATA OUT OF POSSESSION



Slovakia v USA

Out of Possession

Slovakia



#	Player	Tackles Made / Won	Blocks	Interceptions	Pressing Direct	Pressing Indirect	Duels Won - Aerial	Duels Won - Physical	Possession Contests won	Clearances	Loose Ball Receptions	Pushing On	Pushing On into Pressing	Possession Regains	Possession Interrupted
12	HRDINA Adam	0 / 0	0	0	0	0	0	0	0	0	6	0	0	7	0
5	OVSONKA David	6 / 1	3	0	7	7	2	0	3	16	7	10	0	4	15
6	KOSA Sebastian	5 / 1	1	0	5	10	0	0	1	7	4	12	5	3	6
9	GRIGER Adam	1 / 0	0	0	1	24	1	0	1	0	0	6	3	0	0
11	GAZI Adam	3 / 0	3	0	4	11	0	0	0	1	0	11	4	1	2
14	SZOLGAI Mate	4 / 1	1	0	5	44	0	0	1	0	3	30	17	2	0
16	SAUER Leo	3 / 0	3	3	2	9	1	0	1	1	3	10	5	3	5
17	SNAJDER Dominik	2 / 1	2	2	4	26	0	0	2	4	11	40	13	4	3
18	SIKULA Nicolas	2 / 1	2	1	4	3	2	0	2	4	8	13	5	6	2
19	KOPASEK Samuel	2 / 0	7	1	3	15	0	0	0	4	5	36	9	6	4
20	SAUER Mario	1 / 1	0	0	4	23	1	0	1	0	4	9	6	1	0
2	MICUDA Simon	2 / 0	0	0	2	2	0	0	0	2	1	10	2	2	2
4	MURGAS Jan	1 / 0	1	0	3	8	1	0	2	2	2	12	4	2	2
7	CSOKA Balint	1 / 1	2	1	5	11	0	0	0	0	1	12	7	3	1
8	GAJDOS Artur	2 / 1	0	0	4	11	0	0	0	1	4	10	6	1	1
10	JAMBOR Timotej	1 / 0	0	1	1	16	0	0	0	0	0	11	6	1	0



Out of Possession

#	Player	Tackles Made / Won	Blocks	Interceptions	Pressing Direct	Pressing Indirect	Duels Won - Aerial	Duels Won - Physical	Possession Contests won	Clearances	Loose Ball Receptions	Pushing On	Pushing On into Pressing	Possession Regains	Possession Interrupted
1	SLONINA Gaga	0 / 0	0	0	0	0	0	0	0	0	2	0	0	7	0
2	HALLIDAY Michael	5 / 1	1	2	4	8	0	0	0	2	5	15	6	6	1
3	WILEY Caleb	1 / 1	6	0	1	11	3	0	4	5	9	16	11	6	5
4	WYNDER Joshua	6 / 0	2	0	6	5	4	0	4	6	9	16	7	3	7
5	CRAIG Brandan	0 / 0	0	0	0	0	0	0	0	2	2	1	0	0	2
6	EDELMAN Daniel	3 / 1	4	2	3	14	2	0	2	4	6	17	7	7	4
9	COWELL Cade	2 / 0	4	2	1	12	2	0	3	0	7	10	9	2	3
10	LUNA Diego	1 / 0	0	1	0	31	0	0	0	0	6	24	13	1	0
16	WOLFF Owen	1 / 0	1	1	1	39	0	0	0	2	4	25	17	3	4
17	CHE Justin	2 / 0	4	1	3	2	6	0	7	8	6	9	0	8	8
18	VARGAS Obed	5 / 3	1	0	12	13	0	0	1	6	9	17	9	5	5
7	SULLIVAN Quinn	0 / 0	0	0	0	9	1	0	1	0	1	4	4	0	0
8	McGLYNN Jack	0 / 0	0	0	0	7	0	0	0	2	3	5	2	1	1
13	GOMEZ Jonathan	0 / 0	0	1	0	4	0	0	0	2	1	6	3	1	2
15	TSAKIRIS Niko	1 / 0	2	0	2	14	0	0	0	1	2	9	6	0	2
19	YAPI Darren	0 / 0	1	0	0	7	2	0	2	0	1	6	5	0	0

INDIVIDUAL DATA PHYSICAL



Slovakia v USA

Physical Data



#	Player	Total Distance (m)	Zone 1: 0-7 km/h (m)	Zone 2: 7-15 km/h (m)	Zone 3: 15-20 km/h (m)	Zone 4: 20-25 km/h (m)	Zone 5: 25+ km/h (m)	High Speed Runs (Zone 4)	Sprints (Zone 5)	Top Speed (km/h)
12	HRDINA Adam	5041.7	3659.7	1189.3	176.0	16.6	0	19	2	23.8
5	OVSONKA David	10158.1	3615.3	4610.7	1281.9	535.3	114.8	117	38	28.6
6	KOSA Sebastian	11102.7	3378.5	5801.1	1390.1	417.5	115.5	123	33	31.4
9	GRIGER Adam	5795.6	1676.7	2948.8	839.2	250.4	81.1	75	21	30.5
11	GAZI Adam	5797.6	1790.9	2558.5	756.6	454.5	237.1	81	37	32.6
14	SZOLGAI Mate	9334.0	2245.8	4770.6	1938.7	379.0	0	145	26	26.2
16	SAUER Leo	10953.0	3917.9	4577.3	1395.4	800.7	261.8	138	63	31.8
17	SNAJDER Dominik	12238.0	3434.0	6358.9	1845.5	554.4	45.3	152	38	32.7
18	SIKULA Nicolas	11500.4	3902.1	4718.6	1382.3	958.0	539.4	134	83	31.2
19	KOPASEK Samuel	9322.1	2735.1	4284.4	1472.0	647.9	183.6	124	43	31.6
20	SAUER Mario	6739.5	1525.2	3600.2	1001.5	479.9	132.8	91	34	31.2
2	MICUDA Simon	2809.7	665.1	1260.2	573.2	249.8	61.5	45	18	31.6
4	MURGAS Jan	4018.7	862.8	2076.9	826.7	214.2	38.6	53	18	28.2
7	CSOKA Balint	6295.7	1630.0	2853.2	1036.9	528.8	246.8	89	31	31.9
8	GAJDOS Artur	5998.9	1973.6	2457.7	1046.2	388.1	133.2	93	28	30.2
10	JAMBOR Timotej	5776.5	1642.8	2917.7	699.5	297.5	219.5	63	24	32.6

Physical Data



#	Player	Total Distance (m)	Zone 1: 0-7 km/h (m)	Zone 2: 7-15 km/h (m)	Zone 3: 15-20 km/h (m)	Zone 4: 20-25 km/h (m)	Zone 5: 25+ km/h (m)	High Speed Runs (Zone 4)	Sprints (Zone 5)	Top Speed (km/h)
1	SLONINA Gaga	5011.8	3691.2	1213.3	99.2	8.0	0	13	1	21.6
2	HALLIDAY Michael	12489.5	3552.0	5841.3	1382.6	959.2	753.1	125	87	33.7
3	WILEY Caleb	10178.3	2601.6	4716.6	1600.0	847.9	412.2	140	70	34.4
4	WYNDER Joshua	11130.2	3392.5	5448.2	1757.5	411.8	119.1	146	35	31.0
5	CRAIG Brandan	10420.0	3284.4	5542.4	1226.4	313.6	54.2	95	24	30.1
6	EDELMAN Daniel	9764.0	2134.4	4771.7	2150.0	642.5	65.4	151	49	28.7
9	COWELL Cade	8540.0	3310.1	3226.4	906.1	590.1	508.1	94	55	33.1
10	LUNA Diego	9125.3	3226.7	4099.1	1080.4	568.5	149.7	83	43	29.5
16	WOLFF Owen	9097.0	3069.3	3455.9	1550.1	622.2	400.3	126	54	31.6
17	CHE Justin	11890.2	3154.5	6364.8	1629.0	663.5	78.5	124	46	28.9
18	VARGAS Obed	12381.8	2981.5	6162.4	2238.6	846.9	151.1	183	62	29.2
7	SULLIVAN Quinn	3251.4	701.3	1496.6	638.2	309.5	106.0	64	23	31.5
8	McGLYNN Jack	3487.9	869.5	1839.8	568.2	210.3	0	48	12	25.2
13	GOMEZ Jonathan	2697.6	758.0	1065.0	468.8	286.8	119.0	36	15	32.5
15	TSAKIRIS Niko	3761.7	820.8	1794.3	712.8	329.9	103.8	59	21	30.9
19	YAPI Darren	2771.7	890.8	1269.1	343.7	171.6	96.5	30	14	31.9

