



**FIFA**  
**U-20 WORLD CUP**  
**ARGENTINA 2023**



**Ecuador 9 - 0 Fiji**

Group B - Match 25

26 May 2023

15:00 Kick Off

Estadio Único Madre de Ciudades

**POST MATCH SUMMARY REPORT**

# Match Summary - Teams



**Ecuador**

**9** — **0**



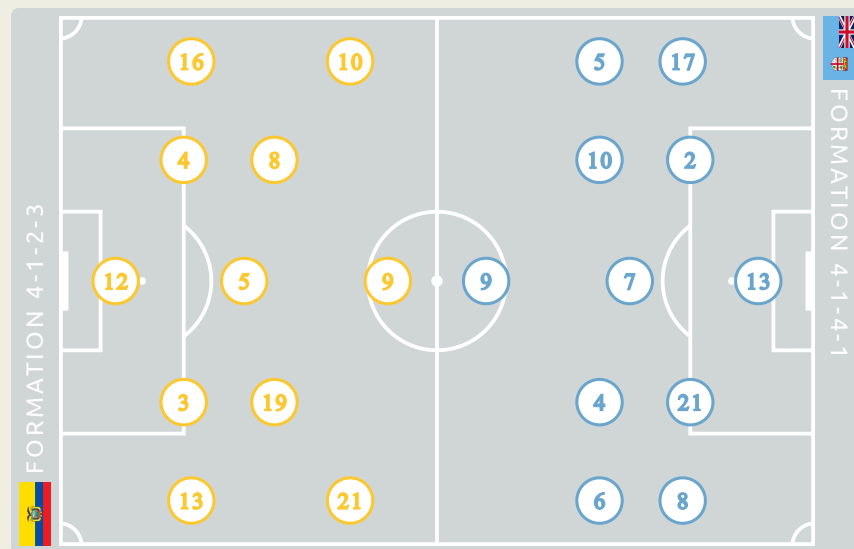
**Fiji**

**STARTING**

12	GK	NAPA Gilmar	
3	DF	GARCIA Christian	
4	DF	ORDONEZ Joel	↓ 61'
5	MF	ZAMBRANO Oscar	
8	MF	GONZALEZ Sebastian	
9	FW	CUERO Justin (C)	⚽ 36' ⚽ 45+6'
10	FW	ANGULO Nilson	↓ 73'
13	DF	DE LA CRUZ Daniel	↓ 61'
16	DF	DE LA CRUZ Maiky	↓ 14'
19	MF	PAEZ Kendry	⚽ 7' ↓ 61'
21	FW	KLINGER Jose	⚽ 34'

**SUBSTITUTES**

1	GK	LOOR Christian	
20	GK	JIMENEZ Tony	
2	DF	VALENCIA Stalin	
6	DF	ERIQUE Yeltzin	↑ 14'
7	FW	MINDA Alan	↑ 61' ⚽ 66' ⚽ 85'
11	FW	ZAMBRANO Cristhoper	↑ 73' ⚽ 90+6' ⚽ 90+10'
14	FW	MINA Ariel	↑ 61'
15	MF	CASTILLO Denil	
17	FW	RENERIA Maelo	
18	MF	CHAMBA Tommy	↑ 61' ⚽ 89'



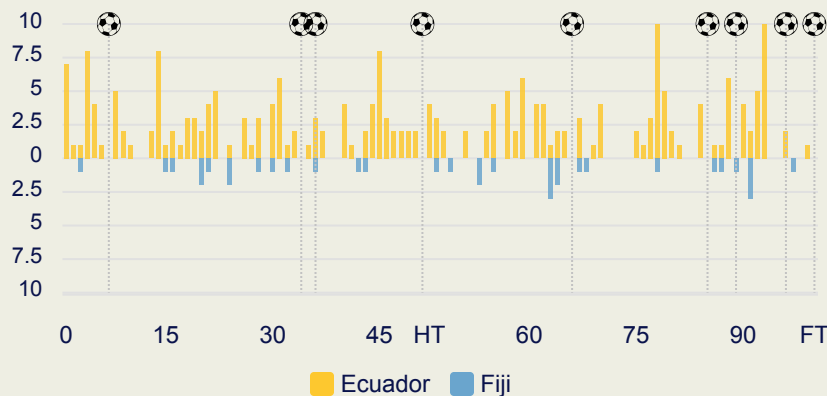
**STARTING**

↓ 76'	VUAKACA Joji	GK	13
↓ 46'	RAVAI Peter	DF	2
	(C) AIYAS Abudullah	MF	4
	SAQIRI Sakiusa	FW	5
24'	DUNN Thomas	MF	6
84'	KHAN Arshad	MF	7
	LAQERETABUA Joshua	DF	8
↓ 46'	ALI Faazil	FW	9
	BEGG Nabil	MF	10
↓ 41'	RAHEEM Mohammed	MF	17
↓ 46'	VASCONCELLOS Sterling	DF	21

**SUBSTITUTES**

	MUSTAHIB Aydin	GK	1	
↑ 76'	SEVANAIA Isikeli	GK	20	
↑ 46'	MATAU Eneriko	FW	3	
	RAZOOOL Gulam	FW	11	
	HUSSAIN Clarence	MF	12	
	RABUKA Apisai	FW	14	
↑ 46'	RATU Sailasa	DF	15	
90'	↑ 41'	KUBU Geary	DF	16
↑ 46'	NAVOCE Samuela	DF	18	
	DEKEDEKE Junior	FW	19	

**Distribution in the Final Third**



# Match Summary - Key Statistics



## Possession



Total		Total
9	Goals	0
39 (21)	Attempts at Goal (On Target)	3 (0)
669 (596)	Total Passes (Complete)	237 (156)
89 %	Pass Completion %	66 %
130	Completed Line Breaks	50
26	Defensive Line Breaks	2
184	Receptions in the Final Third	34
24	Crosses	5
23	Ball Progressions	21
134 (41)	Defensive Pressures Applied (Direct Pressures)	365 (86)
76	Forced Turnovers	71
101	Second Balls	54
109.9 km	Total Distance Covered	108.5 km
12 km	High Speed (Zone 4) Distance Covered	14.2 km



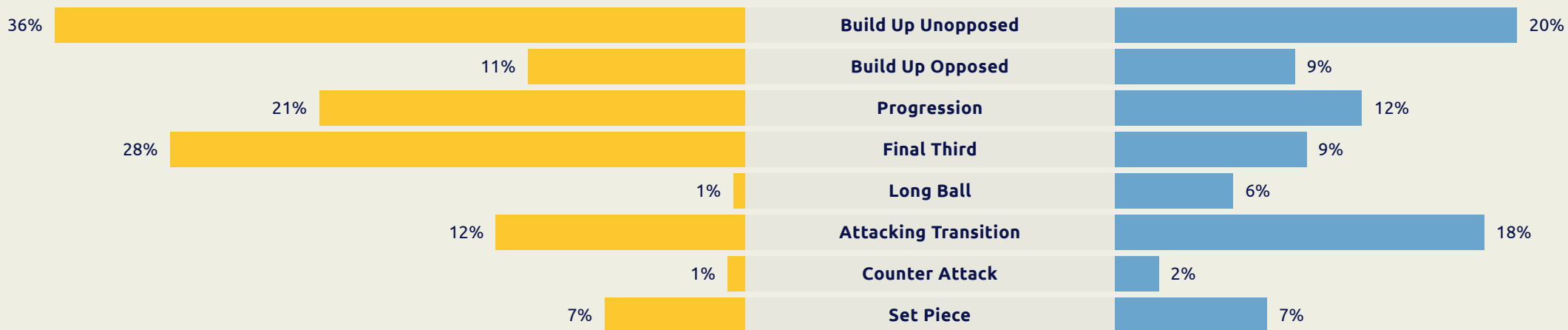
Ecuador

## Phases of Play

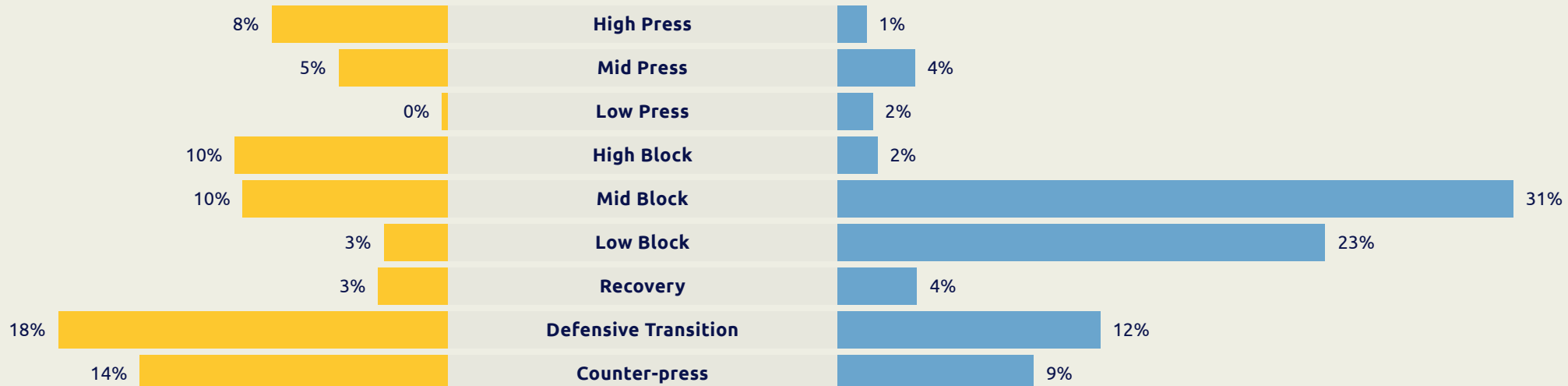
Fiji



### IN POSSESSION



### OUT OF POSSESSION



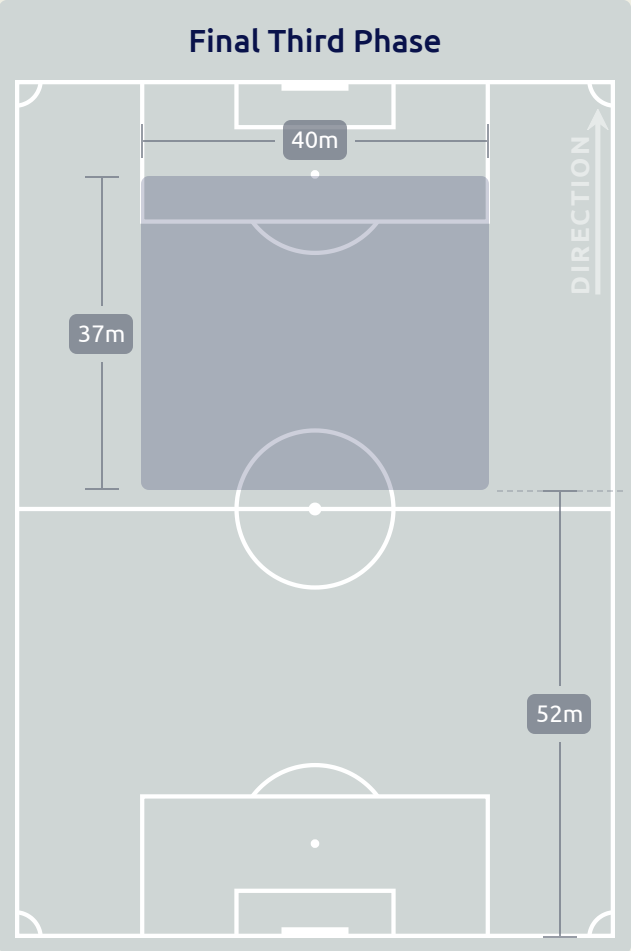
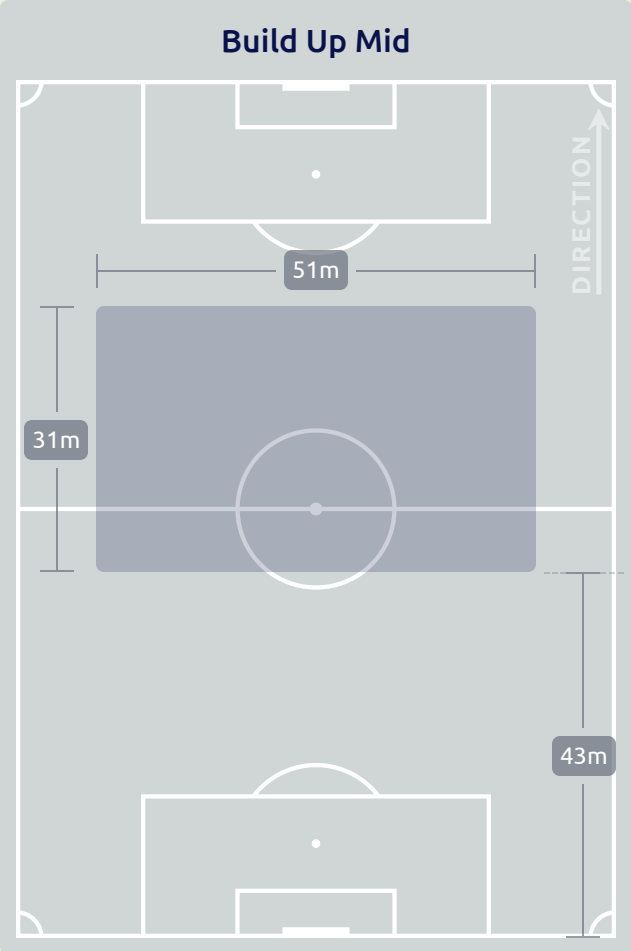
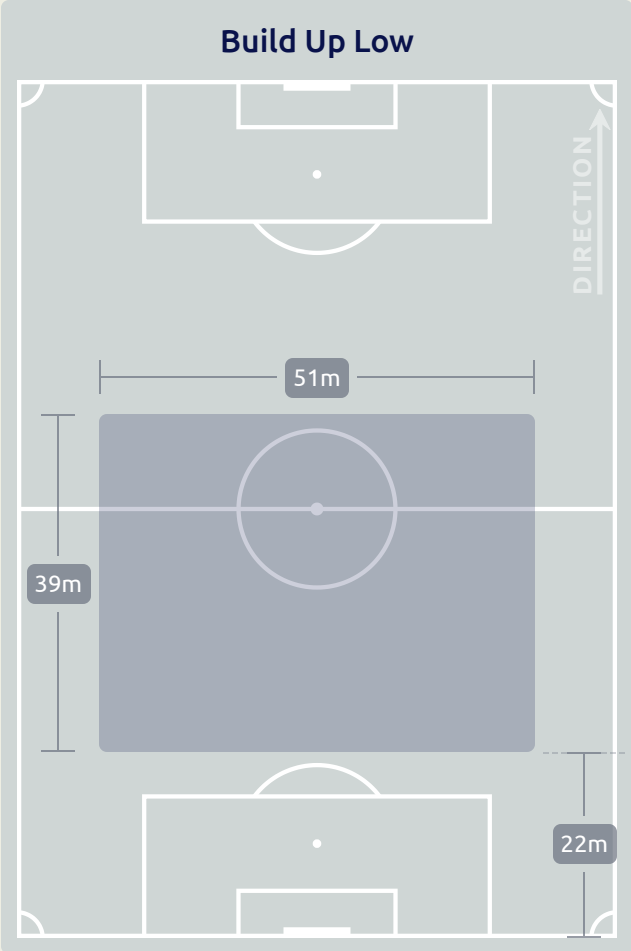
# IN POSSESSION



Ecuador v Fiji

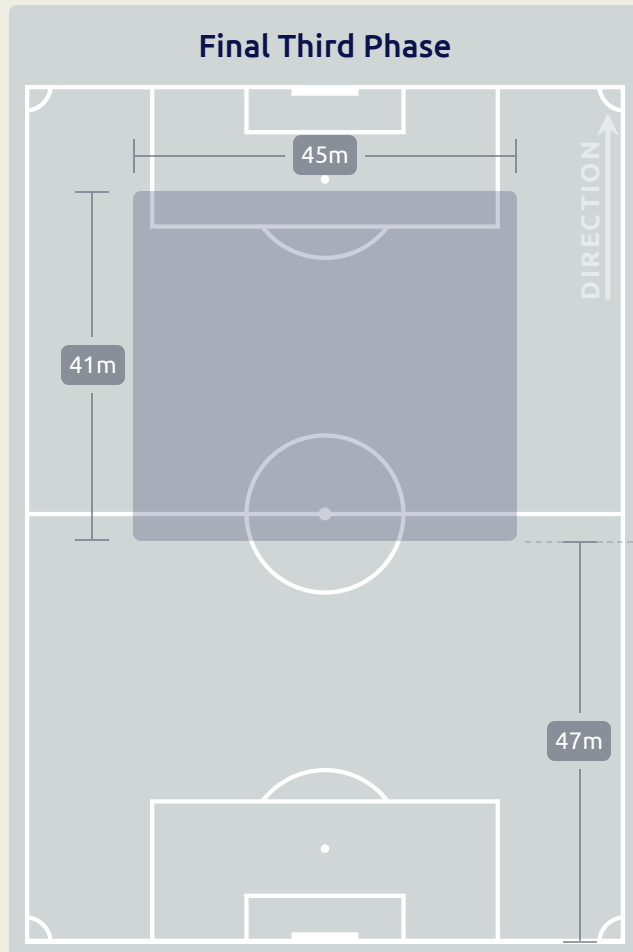
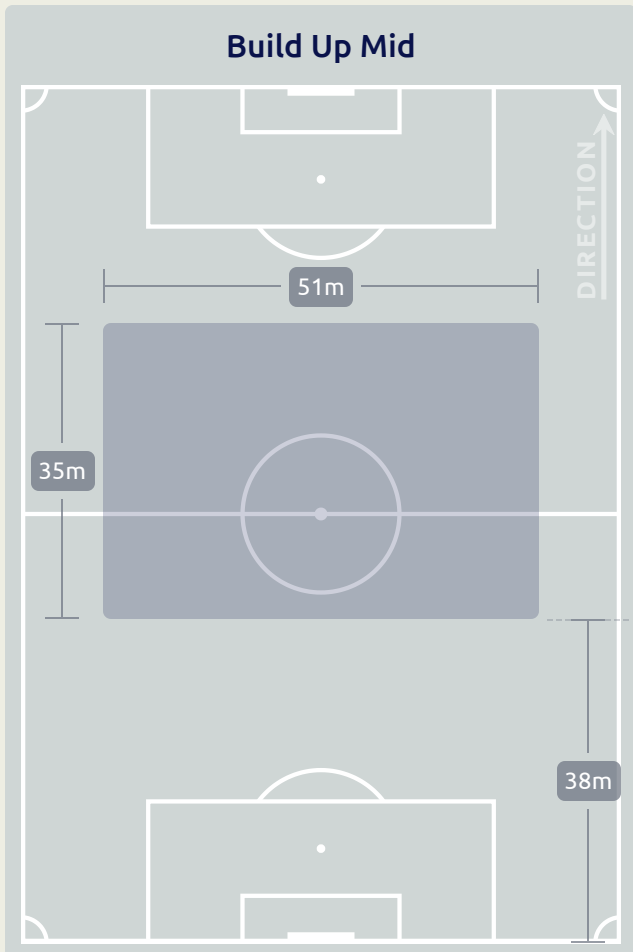
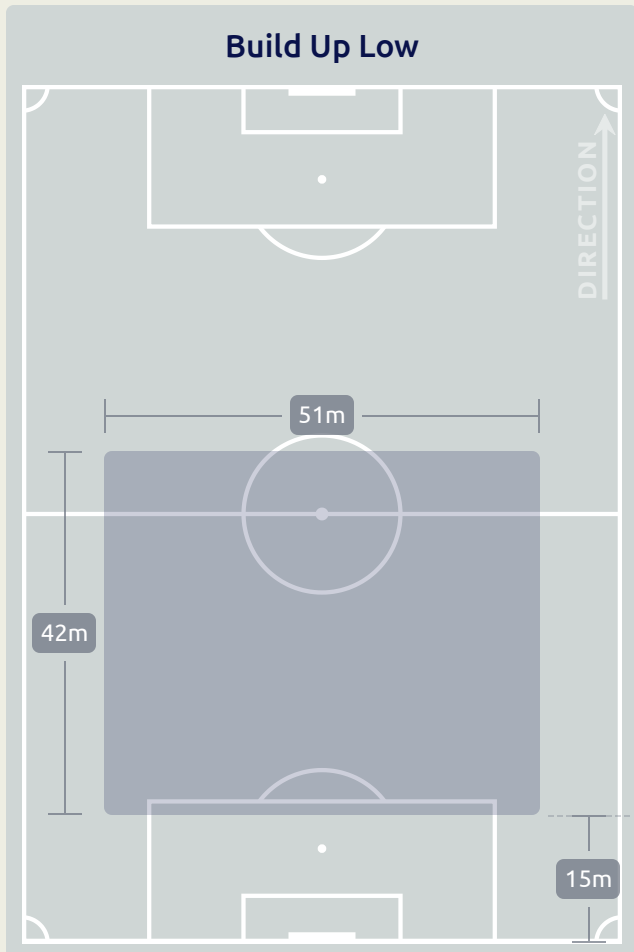
# In Possession Line Height & Team Length

Ecuador





# In Possession Line Height & Team Length



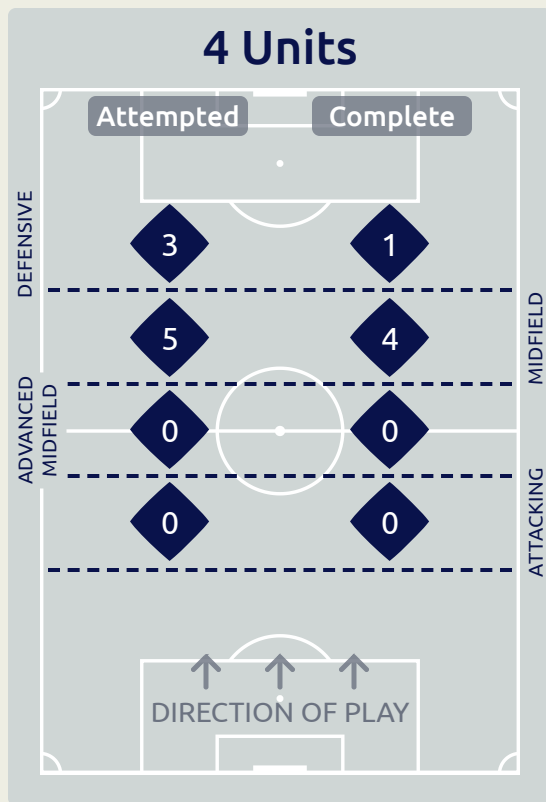
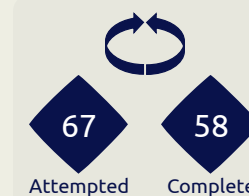
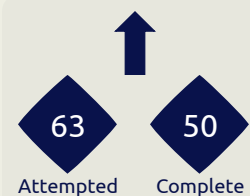
# Line Breaks



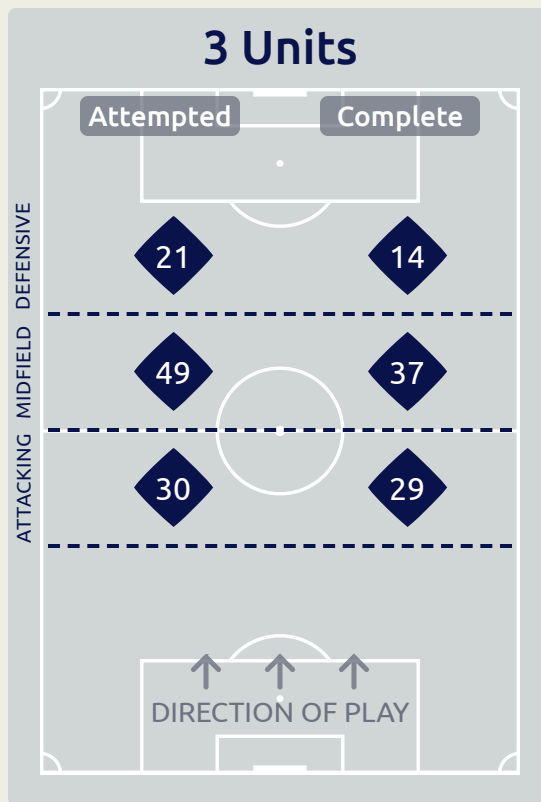
Ecuador

Attempted Line Breaks

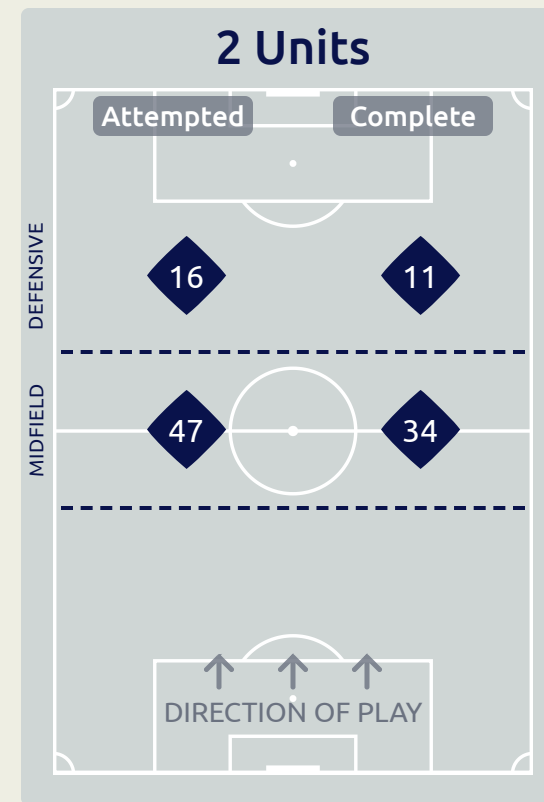
171



<b>Attempted Line Breaks</b>	<b>8</b>
Inside Shape	5
Outside Shape	3



<b>Attempted Line Breaks</b>	<b>100</b>
Inside Shape	50
Outside Shape	50



<b>Attempted Line Breaks</b>	<b>63</b>
Inside Shape	41
Outside Shape	22

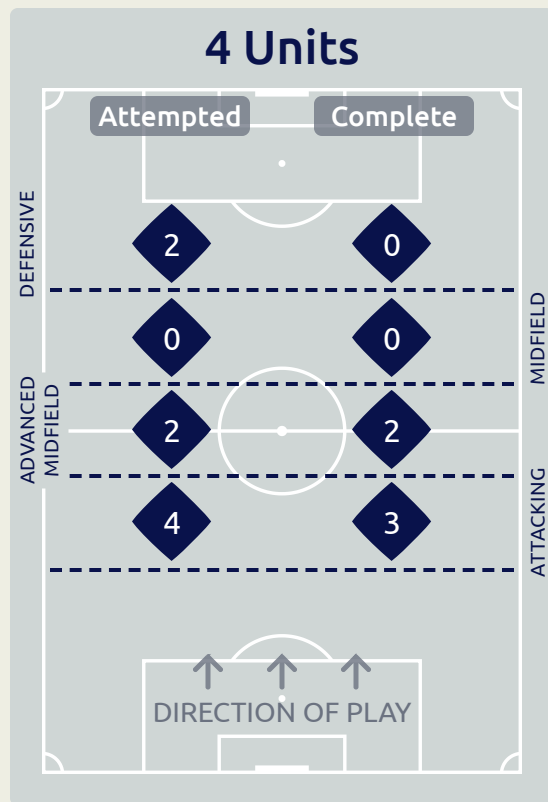
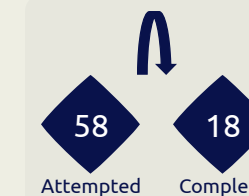
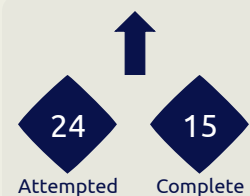


# Line Breaks

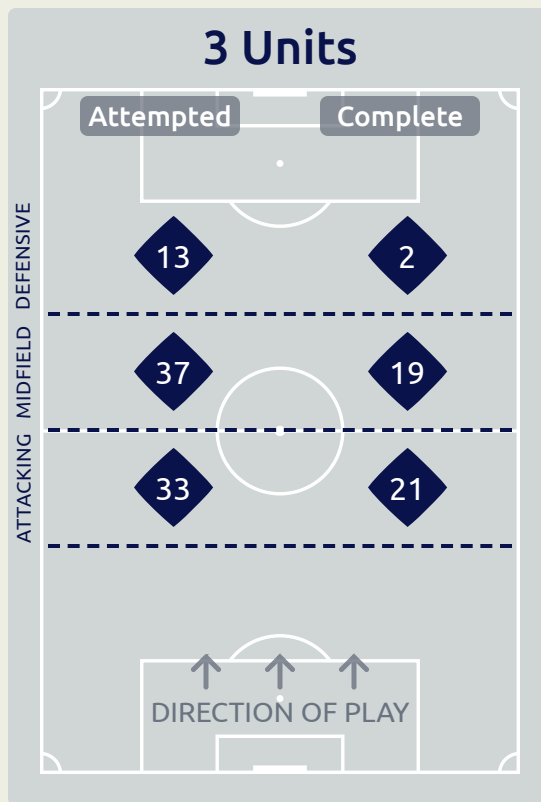


## Attempted Line Breaks

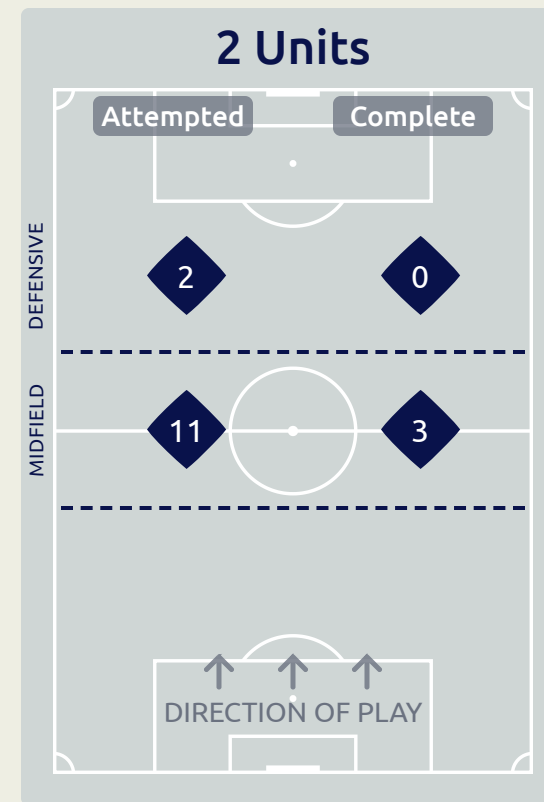
# 104



<b>Attempted Line Breaks</b>	<b>8</b>
Inside Shape	3
Outside Shape	5



<b>Attempted Line Breaks</b>	<b>83</b>
Inside Shape	52
Outside Shape	31



<b>Attempted Line Breaks</b>	<b>13</b>
Inside Shape	12
Outside Shape	1

## Line Breaks



					4 Units				3 Units			2 Units		Direction			Distribution Type		
#	Player	Line Breaks Attempted	Line Breaks Completed	Line Break Completion %	Attacking Line	Attacking Midfield Line	Midfield Line	Defensive Line	Attacking Line	Midfield Line	Defensive Line	Midfield Line	Defensive Line	Through	Around	Over	Pass	Cross	Ball Progression
12	NAPA Gilmar	3	0	0%	0	0	0	0	0	3	0	0	0	0	0	3	3	0	0
3	GARCIA Christian	21	18	85%	0	0	0	0	8	8	1	3	1	3	13	5	21	0	0
4	ORDONEZ Joel	20	15	75%	0	0	0	0	5	2	0	9	4	8	5	7	20	0	0
5	ZAMBRANO Oscar	29	24	82%	0	0	0	0	6	8	3	11	1	20	6	3	29	0	0
8	GONZALEZ Sebastian	18	16	88%	0	0	2	0	0	7	2	5	2	5	11	2	16	2	0
9	CUERO Justin	4	4	100%	0	0	1	0	1	0	0	1	1	2	2	0	4	0	0
10	ANGULO Nilson	4	3	75%	0	0	0	0	0	4	0	0	0	3	1	0	3	0	1
13	DE LA CRUZ Daniel	6	6	100%	0	0	0	0	3	2	0	1	0	0	5	1	6	0	0
16	DE LA CRUZ Maiky	1	0	0%	0	0	0	0	0	0	1	0	0	0	0	1	1	0	0
19	PAEZ Kendry	15	10	66%	0	0	0	0	1	4	5	4	1	4	3	8	13	0	2
21	KLINGER Jose	18	13	72%	0	0	2	1	1	4	4	4	2	3	10	5	13	2	3
6	ERIQUE Yeltzin	13	10	76%	0	0	0	0	5	2	1	5	0	4	5	4	13	0	0
7	MINDA Alan	6	4	66%	0	0	0	0	0	4	1	0	1	2	4	0	4	2	0
11	ZAMBRANO Cristhoper	3	1	33%	0	0	0	1	0	1	0	0	1	3	0	0	3	0	0
14	MINA Ariel	2	0	0%	0	0	0	0	0	0	0	1	1	2	0	0	1	0	1
18	CHAMBA Tommy	8	6	75%	0	0	0	1	0	0	3	3	1	4	2	2	8	0	0



# Line Breaks

					4 Units				3 Units			2 Units		Direction			Distribution Type		
#	Player	Line Breaks Attempted	Line Breaks Completed	Line Break Completion %	Attacking Line	Attacking Midfield Line	Midfield Line	Defensive Line	Attacking Line	Midfield Line	Defensive Line	Midfield Line	Defensive Line	Through	Around	Over	Pass	Cross	Ball Progression
13	VUAKACA Joji	16	7	43%	1	0	0	0	5	5	0	5	0	0	2	14	16	0	0
2	RAVAI Peter	7	3	42%	0	0	0	1	2	2	1	1	0	1	1	5	7	0	0
4	AIYAS Abudullah	5	2	40%	0	0	0	0	2	1	1	1	0	0	2	3	5	0	0
5	SAQIRI Sakiusa	3	1	33%	0	0	0	0	0	2	1	0	0	1	0	2	2	0	1
6	DUNN Thomas	8	4	50%	0	0	0	0	1	5	1	0	1	3	1	4	6	1	1
7	KHAN Arshad	3	0	0%	0	0	0	0	0	1	1	0	1	1	1	1	3	0	0
8	LAQERETABUA Joshua	8	5	62%	0	1	0	0	5	2	0	0	0	0	2	6	8	0	0
9	ALI Faazil	2	1	50%	0	0	0	0	1	1	0	0	0	2	0	0	2	0	0
10	BEGG Nabil	8	4	50%	0	0	0	0	1	6	1	0	0	4	2	2	4	1	3
17	RAHEEM Mohammed	5	3	60%	0	0	0	0	0	3	0	2	0	1	1	3	5	0	0
21	VASCONCELLOS Sterling	6	3	50%	1	0	0	0	1	2	2	0	0	2	1	3	6	0	0
20	SEVANAIA Isikeli	3	1	33%	0	0	0	0	2	1	0	0	0	0	0	3	3	0	0
3	MATAU Eneriko	2	0	0%	0	0	0	1	0	0	1	0	0	2	0	0	2	0	0
15	RATU Sailasa	6	3	50%	1	0	0	0	3	0	1	1	0	3	2	1	6	0	0
16	KUBU Geary	13	5	38%	0	1	0	0	5	4	2	1	0	0	5	8	13	0	0
18	NAVOCE Samuela	9	8	88%	1	0	0	0	5	2	1	0	0	4	2	3	8	1	0

# Passing Networks



#	Passes From ↓ to →	NAPA Gilmar	GARCIA Christian	ORDONEZ Joel	ZAMBRANO Oscar	GONZALEZ Sebastian	CUERO Justin	ANGULO Nilson	DE LA CRUZ Daniel	DE LA CRUZ Maiky	PAEZ Kendry	KLINGER Jose	ERIQUE Yeltzin	MINDA Alan	ZAMBRANO Cristhoper	MINA Ariel	CHAMBA Tommy
12	NAPA Gilmar		6	12	3	0	0	0	1	0	0	0	4	0	0	0	0
3	GARCIA Christian	9		15	13	4	2	8	11	0	2	5	0	5	0	0	2
4	ORDONEZ Joel	1	28		13	5	1	3	1	4	3	5	11	0	0	0	0
5	ZAMBRANO Oscar	1	12	10		7	7	6	1	0	11	8	8	1	1	1	1
8	GONZALEZ Sebastian	1	2	7	10		2	3	1	0	1	2	10	5	3	3	4
9	CUERO Justin	0	0	0	3	1		1	0	0	2	3	2	2	3	1	1
10	ANGULO Nilson	0	2	0	4	4	6		2	2	6	1	3	0	0	0	1
13	DE LA CRUZ Daniel	0	11	3	5	0	0	1		0	6	1	0	0	0	0	0
16	DE LA CRUZ Maiky	0	0	5	1	0	0	1	0		0	0	0	0	0	0	0
19	PAEZ Kendry	1	2	5	1	2	2	8	3	2		6	0	0	0	0	0
21	KLINGER Jose	1	2	2	3	4	4	0	5	0	8		4	1	2	3	2
6	ERIQUE Yeltzin	5	3	15	13	4	2	3	1	0	0	3		0	0	2	0
7	MINDA Alan	0	3	0	1	4	0	0	0	0	0	0	3		2	1	2
11	ZAMBRANO Cristhoper	0	1	0	0	1	1	0	0	0	0	0	0	5		1	1
14	MINA Ariel	0	0	0	0	3	1	1	0	0	0	0	1	0	0		1
18	CHAMBA Tommy	0	1	0	1	1	1	1	0	0	0	0	1	4	0	2	

Top 5 Player to Player Passers		
Player	Passed To	% of Total Team Passes
ORDONEZ Joel	GARCIA Christian	4.9%
GARCIA Christian	ORDONEZ Joel	2.6%
ERIQUE Yeltzin	ORDONEZ Joel	2.6%
GARCIA Christian	ZAMBRANO Oscar	2.3%
ORDONEZ Joel	ZAMBRANO Oscar	2.3%

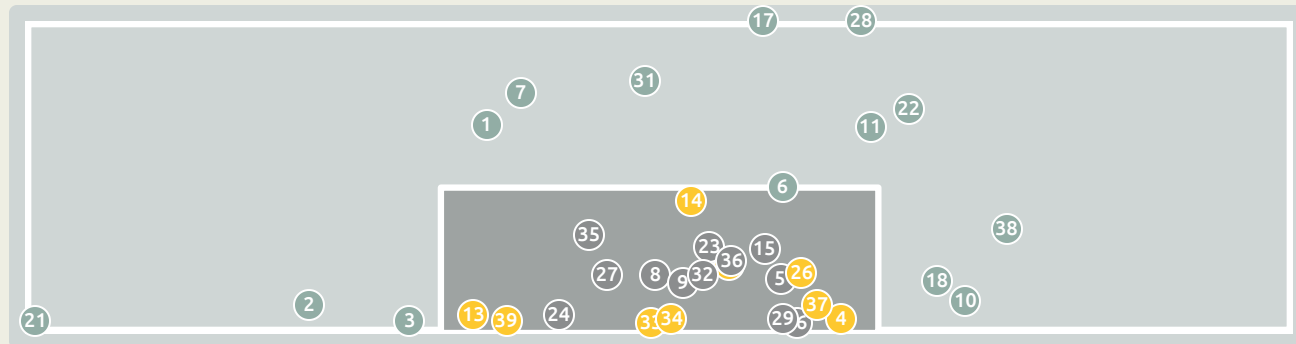
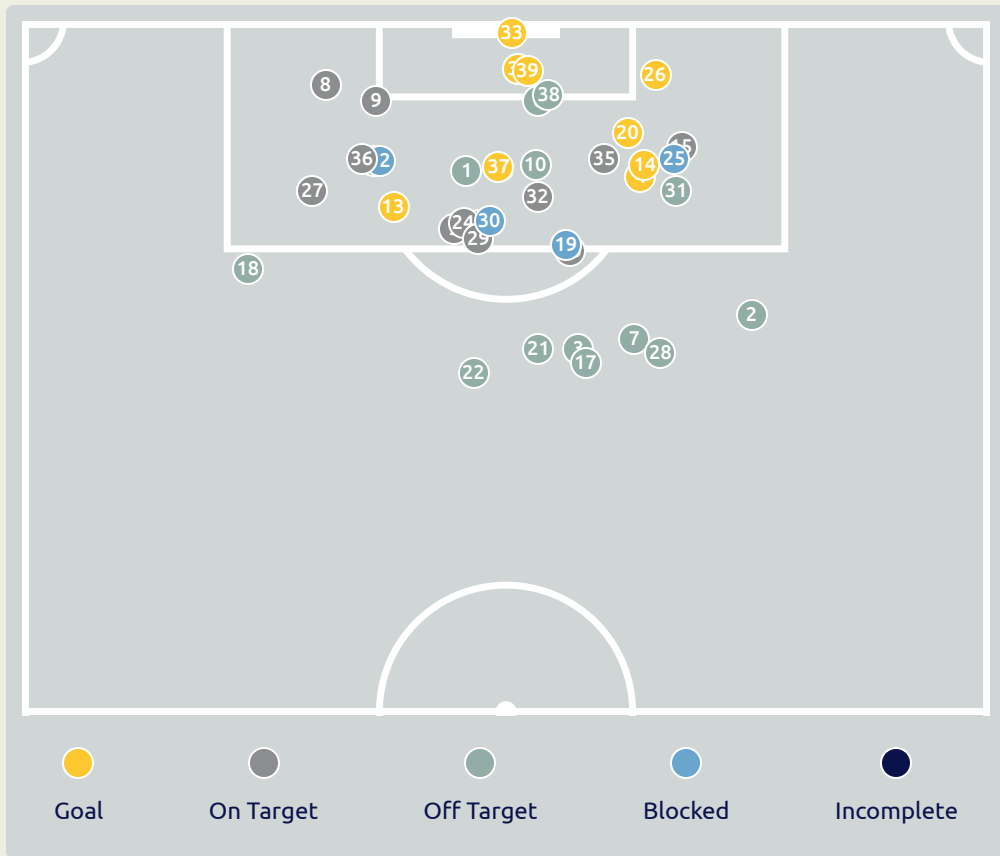


# Passing Networks

#	Passes From ↓ to →	VUAKACA Joji	RAVAI Peter	AIYAS Abudullah	SAQIRI Sakiusa	DUNN Thomas	KHAN Arshad	LAQERETABUA Joshua	ALI Faazil	BEGG Nabil	RAHEEM Mohammed	VASCONCELLOS Sterling	SEVANAIA Isikeli	MATAU Eneriko	RATU Sailasa	KUBU Geary	NAVOCE Samuela
13	VUAKACA Joji		4	1	1	2	1	4	0	5	0	2	0	0	4	1	1
2	RAVAI Peter	1		1	0	1	1	1	0	0	2	2	0	0	0	1	0
4	AIYAS Abudullah	0	1		1	0	1	0	0	1	2	1	0	0	1	0	1
5	SAQIRI Sakiusa	0	0	1		2	0	0	0	0	0	0	0	0	0	1	0
6	DUNN Thomas	0	0	2	2		1	1	1	2	0	0	0	0	2	0	0
7	KHAN Arshad	0	1	1	1	1		0	0	0	0	1	0	0	0	0	0
8	LAQERETABUA Joshua	2	0	2	0	0	0		2	2	0	1	1	0	0	1	0
9	ALI Faazil	0	0	3	0	0	1	0		3	0	1	0	0	0	0	0
10	BEGG Nabil	0	1	1	1	3	1	0	0		0	0	0	0	0	0	2
17	RAHEEM Mohammed	0	1	0	0	0	0	0	1	1		0	0	0	0	0	0
21	VASCONCELLOS Sterling	3	1	0	0	3	1	2	0	0	0		0	0	0	0	0
20	SEVANAIA Isikeli	0	0	1	0	1	0	0	0	0	0	0		0	1	1	2
3	MATAU Eneriko	0	0	0	0	2	0	0	0	0	0	0	0		0	1	0
15	RATU Sailasa	1	0	1	0	0	2	0	0	0	0	0	1	0		3	0
16	KUBU Geary	3	0	1	2	1	0	0	0	2	0	0	0	1	2		0
18	NAVOCE Samuela	0	0	1	0	4	0	0	0	4	0	0	0	0	0	0	

Top 5 Player to Player Passers		
Player	Passed To	% of Total Team Passes
VUAKACA Joji	BEGG Nabil	3.4%
VUAKACA Joji	LAQERETABUA Joshua	2.7%
VUAKACA Joji	RATU Sailasa	2.7%
VUAKACA Joji	RAVAI Peter	2.7%
NAVOCE Samuela	BEGG Nabil	2.7%

# Attempts at Goal



Key	Outcome	Shots
●	Goals	9
●	On Target	12
●	Off Target	14
●	Blocked	4
●	Incomplete	0

## Attempts at Goal

Ecuador



Time	Player	Outcome	Body Part	Delivery Type
1	9 CUERO Justin	Off Target	Head	Cross
2	19 PAEZ Kendry	Off Target	Left Foot	Loose Ball
4	5 ZAMBRANO Oscar	Deflected Off Target - Defensive Event	Right Foot	Pass
6	19 PAEZ Kendry	On Target - Goal	Right Foot	Pass
8	16 DE LA CRUZ Maiky	On Target - Saved	Right Foot	Pass
9	9 CUERO Justin	Off Target	Head	Cross
17	13 DE LA CRUZ Daniel	Off Target	Right Foot	Loose Ball
20	8 GONZALEZ Sebastian	On Target - Goal Prevented	Left Foot	Ball Progression
22	10 ANGULO Nilson	On Target	Left Foot	Loose Ball
31	10 ANGULO Nilson	Off Target	Right Foot	Cross
32	9 CUERO Justin	Off Target	Left Foot	Pass
33	19 PAEZ Kendry	Incomplete - Blocked	Left Foot	Pass
33	21 KLINGER Jose	On Target - Goal	Right Foot	Pass
35	9 CUERO Justin	On Target - Goal	Right Foot	Pass
36	10 ANGULO Nilson	On Target - Saved	Left Foot	Pass
41	10 ANGULO Nilson	On Target - Saved	Left Foot	Pass
45	5 ZAMBRANO Oscar	Deflected Off Target - Defensive Event	Right Foot	Pass

## Attempts at Goal

Ecuador



Time	Player	Outcome	Body Part	Delivery Type
47	10 ANGULO Nilson	Off Target - Saved	Right Foot	Pass
49	19 PAEZ Kendry	Incomplete - Blocked	Right Foot	Pass
50	9 CUERO Justin	Deflected On Target - Goal	Right Foot	Pass
55	19 PAEZ Kendry	Deflected Off Target - Defensive Event	Left Foot	Pass
59	5 ZAMBRANO Oscar	Off Target	Right Foot	Pass
61	9 CUERO Justin	On Target - Saved	Right Foot	Pass
61	14 MINA Ariel	On Target - Saved	Right Foot	Pass
63	18 CHAMBA Tommy	Incomplete - Blocked	Left Foot	Pass
65	7 MINDA Alan	On Target - Goal	Right Foot	Pass
69	14 MINA Ariel	On Target - Saved	Left Foot	Pass
70	18 CHAMBA Tommy	Off Target	Left Foot	Pass
70	9 CUERO Justin	On Target - Saved	Right Foot	Pass
80	9 CUERO Justin	Incomplete - Blocked	Right Foot	Pass
80	7 MINDA Alan	Off Target	Right Foot	Loose Ball
81	18 CHAMBA Tommy	On Target - Saved	Head	Loose Ball
84	7 MINDA Alan	On Target - Goal	Left Foot	Pass
88	18 CHAMBA Tommy	On Target - Goal	Left Foot	Pass


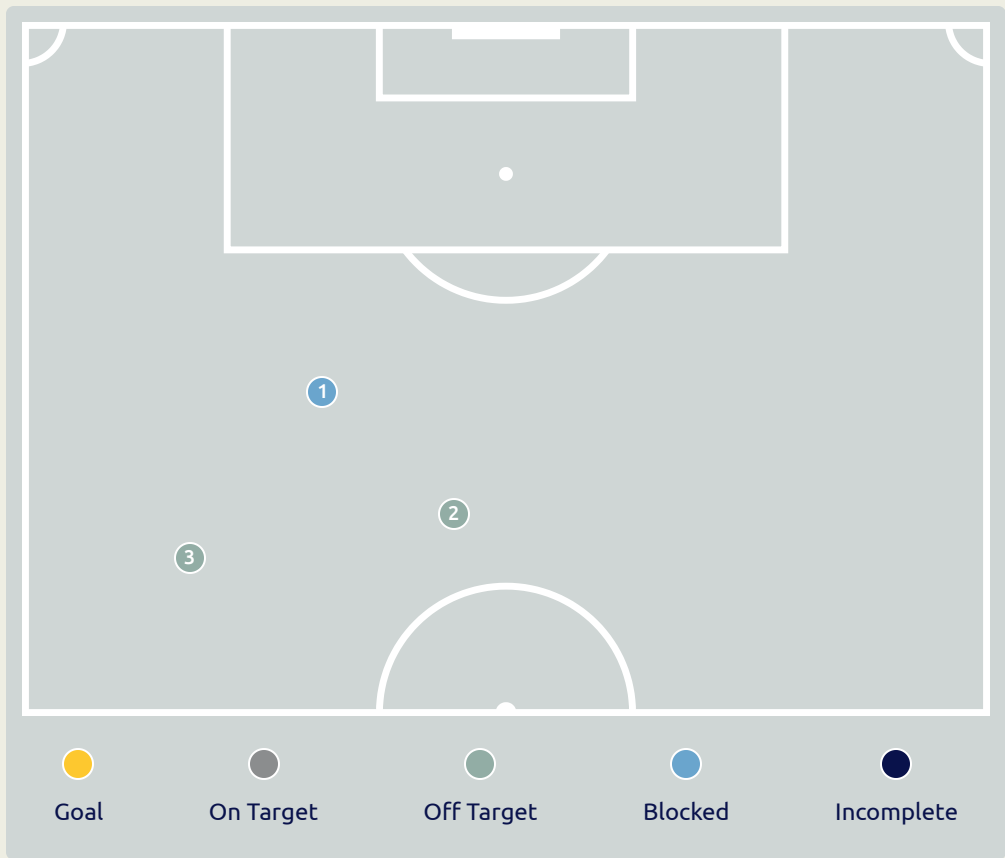







# Attempts at Goal

**Ecuador**

Time	Player	Outcome	Body Part	Delivery Type
92	9 CUERO Justin	On Target - Saved	Right Foot	Pass
93	14 MINA Ariel	On Target - Saved	Left Foot	Pass
95	11 ZAMBRANO Cristhoper	On Target - Goal	Right Foot	Penalty
96	9 CUERO Justin	Off Target	Right Foot	Cross
99	11 ZAMBRANO Cristhoper	On Target - Goal	Left Foot	Cross

# Attempts at Goal



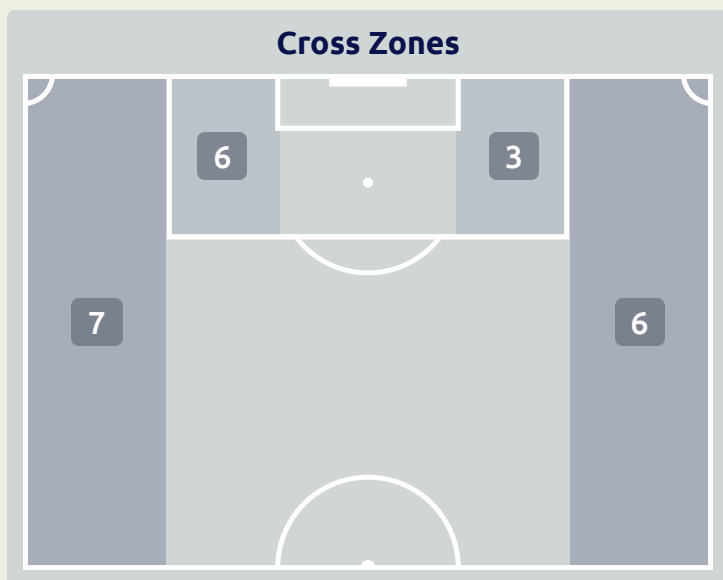
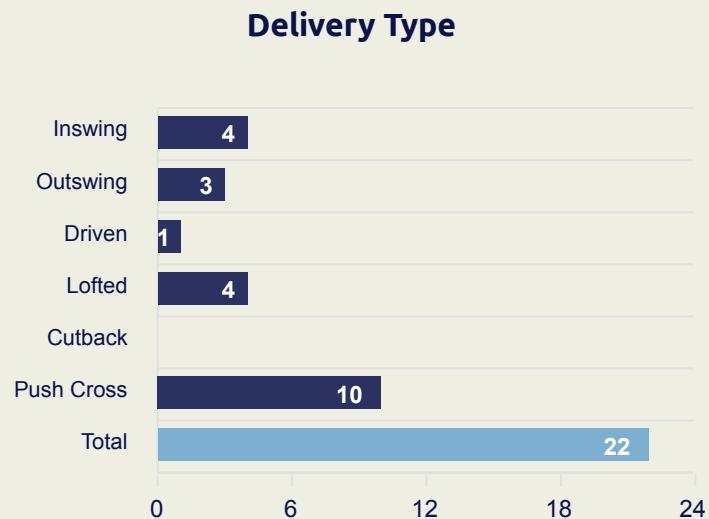
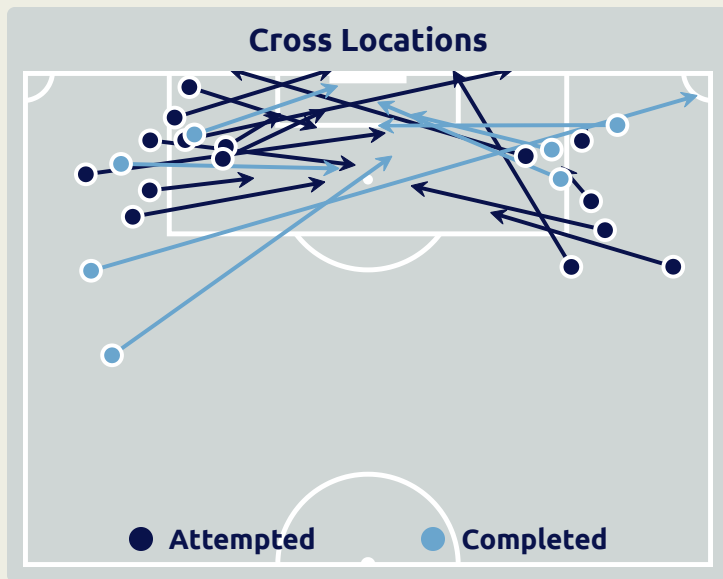
Key	Outcome	Shots
	Goals	0
	On Target	0
	Off Target	2
	Blocked	1
	Incomplete	0



## Attempts at Goal

Time	Player	Outcome	Body Part	Delivery Type
63	8 LAQUETABUA Joshua	Incomplete - Blocked	Left Foot	Ball Progression
96	6 DUNN Thomas	Off Target	Right Foot	Pass
97	10 BEGG Nabil	Off Target	Right Foot	Pass

# Crosses (Open Play)



**Attempted**  
**22**

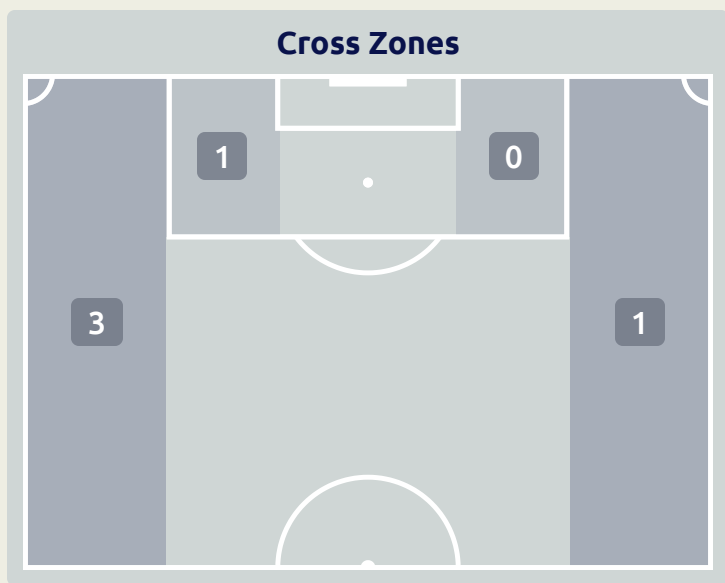
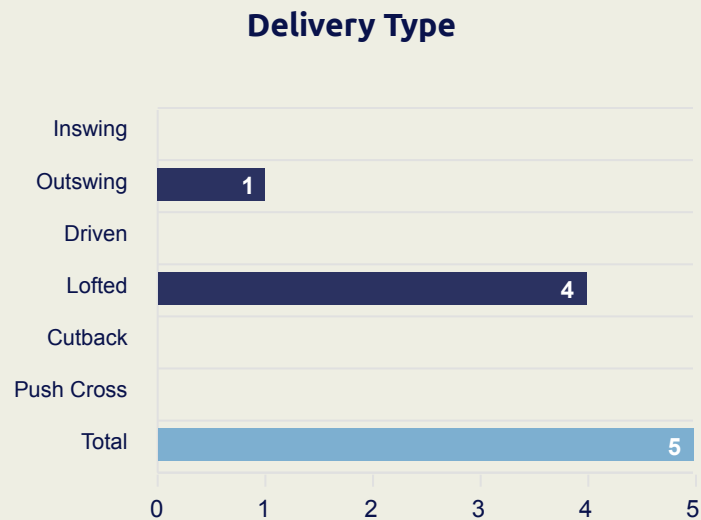
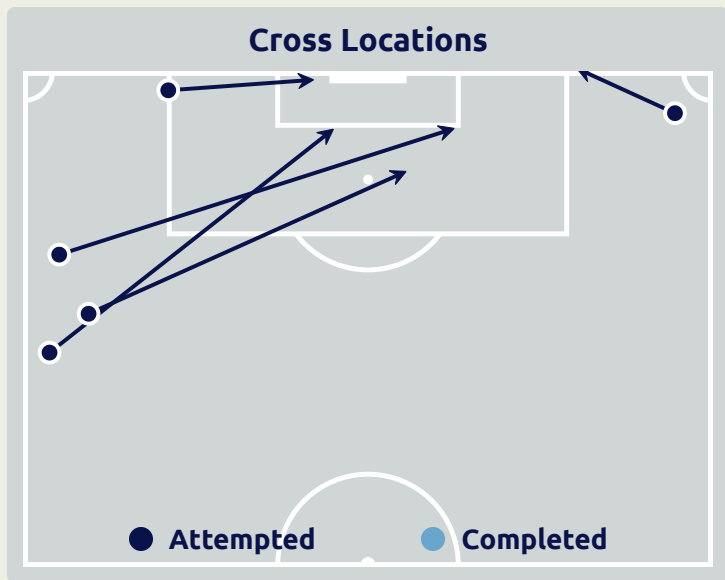
**Completed**  
**7**

**Most Crosses Attempted**  
**3**  
**ANGULO Nilson**  
LEFT WINGER

#	Player	Inswing	Outswing	Driven	Lofted	Cutback	Push Cross	Total Attempted
12	NAPA Gilmar	0	0	0	0	0	0	0
3	GARCIA Christian	0	0	0	0	0	0	0
4	ORDONEZ Joel	0	0	0	0	0	0	0
5	ZAMBRANO Oscar	0	0	0	0	0	0	0
8	GONZALEZ Sebastian	0	1	1	0	0	0	2
9	CUERO Justin	0	0	0	0	0	0	0
10	ANGULO Nilson	2	0	0	0	0	1	3
13	DE LA CRUZ Daniel	0	1	0	1	0	0	2
16	DE LA CRUZ Maiky	0	0	0	0	0	0	0
19	PAEZ Kendry	0	0	0	1	0	1	2
21	KLINGER Jose	2	1	0	0	0	0	3
6	ERIQUE Yeltzin	0	0	0	1	0	2	3
7	MINDA Alan	0	0	0	0	0	2	2
11	ZAMBRANO Cristhoper	0	0	0	0	0	1	1
14	MINA Ariel	0	0	0	0	0	2	2
18	CHAMBA Tommy	0	0	0	1	0	1	2



# Crosses (Open Play)



**Attempted**

**5**

**Completed**

**0**

**Most Crosses Attempted**

**2**

**BEGG Nabil**  
RIGHT CENTRE MIDFIELD

#	Player	Inswing	Outswing	Driven	Lofted	Cutback	Push Cross	Total Attempted
13	VUAKACA Joji	0	0	0	0	0	0	0
2	RAVAI Peter	0	0	0	0	0	0	0
4	AIYAS Abudullah	0	0	0	0	0	0	0
5	SAQIRI Sakiusa	0	0	0	1	0	0	1
6	DUNN Thomas	0	0	0	1	0	0	1
7	KHAN Arshad	0	0	0	0	0	0	0
8	LAQERETABUA Joshua	0	0	0	0	0	0	0
9	ALI Faazil	0	0	0	0	0	0	0
10	BEGG Nabil	0	0	0	2	0	0	2
17	RAHEEM Mohammed	0	0	0	0	0	0	0
21	VASCONCELLOS Sterling	0	0	0	0	0	0	0
20	SEVANAIA Isikeli	0	0	0	0	0	0	0
3	MATAU Eneriko	0	0	0	0	0	0	0
15	RATU Sailasa	0	0	0	0	0	0	0
16	KUBU Geary	0	0	0	0	0	0	0
18	NAVOCE Samuela	0	1	0	0	0	0	1

# Offering to Receive

**484**  
Total Offers Made

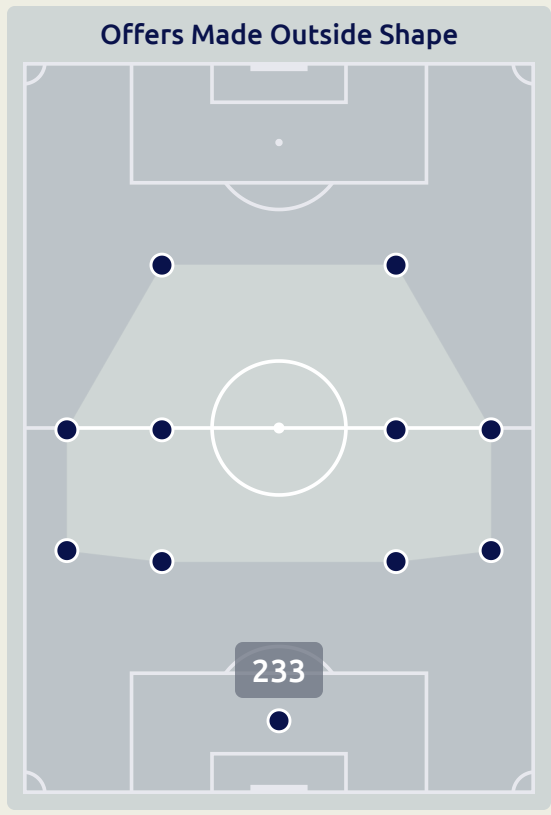
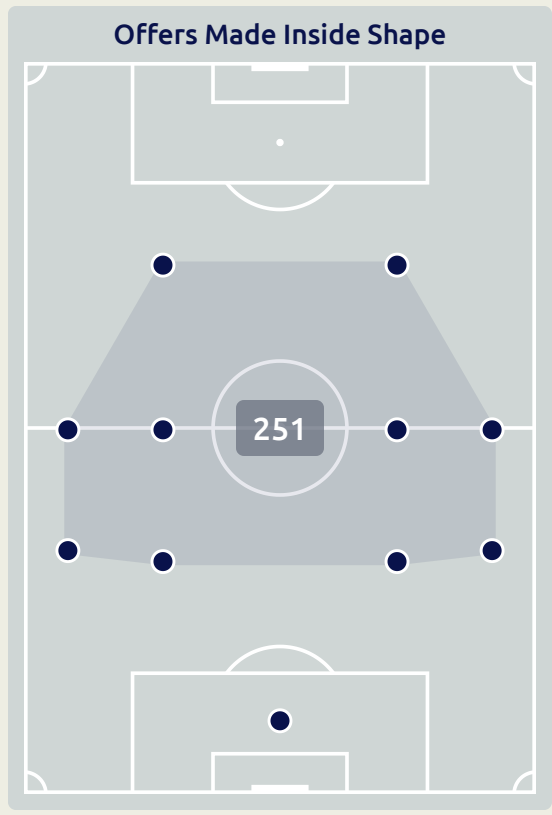
**170**  
Total Offers Received

**Most Offers**  
**72**  
**GONZALEZ Sebastian**  
LEFT CENTRE MIDFIELD

**270**  
Offers Made in Final Third

**195**  
Offers Made in Middle Third

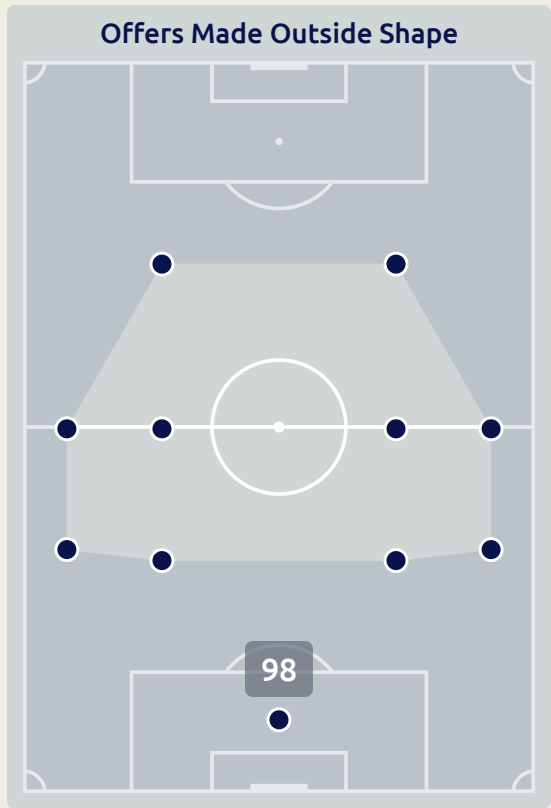
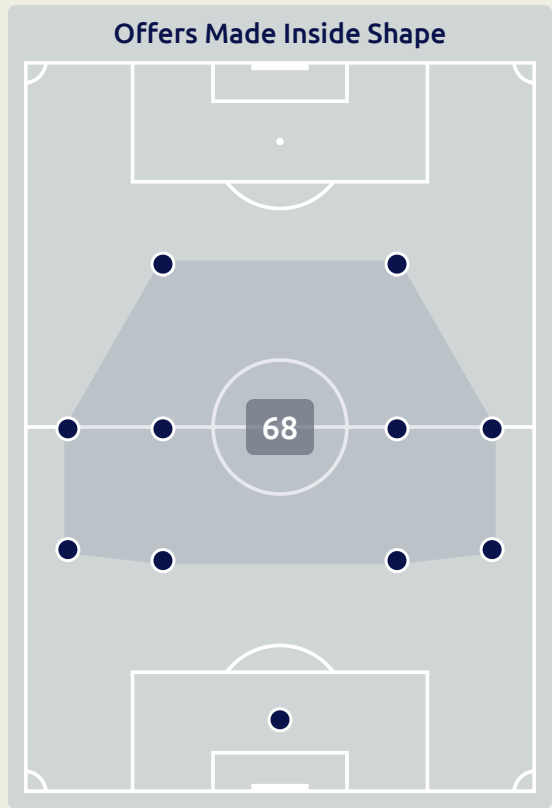
**19**  
Offers Made in Defensive Third



#	Player	Offers Made	Offers Received	% Made & Received
12	NAPA Gilmar	1	0	0%
3	GARCIA Christian	10	5	50%
4	ORDONEZ Joel	11	7	63.6%
5	ZAMBRANO Oscar	36	15	41.7%
8	GONZALEZ Sebastian	72	20	27.8%
9	CUERO Justin	54	21	38.9%
10	ANGULO Nilson	41	11	26.8%
13	DE LA CRUZ Daniel	17	5	29.4%
16	DE LA CRUZ Maiky	6	2	33.3%
19	PAEZ Kendry	67	25	37.3%
21	KLINGER Jose	67	21	31.3%
6	ERIQUE Yeltzin	27	14	51.9%
7	MINDA Alan	7	5	71.4%
11	ZAMBRANO Cristhoper	18	4	22.2%
14	MINA Ariel	26	6	23.1%
18	CHAMBA Tommy	24	9	37.5%



# Offering to Receive

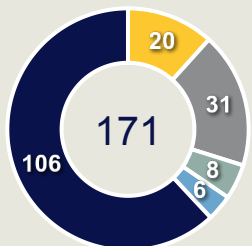


#	Player	Offers Made	Offers Received	% Made & Received
13	VUAKACA Joji	3	3	100%
2	RAVAI Peter	1	1	100%
4	AIYAS Abudullah	18	5	27.8%
5	SAQIRI Sakiusa	12	4	33.3%
6	DUNN Thomas	8	4	50%
7	KHAN Arshad	16	1	6.2%
8	LAQERETABUA Joshua	10	4	40%
9	ALI Faazil	18	3	16.7%
10	BEGG Nabil	39	16	41%
17	RAHEEM Mohammed	5	2	40%
21	VASCONCELLOS Sterling	3	1	33.3%
20	SEVANAIA Isikeli	0	0	0%
3	MATAU Eneriko	23	3	13%
15	RATU Sailasa	1	0	0%
16	KUBU Geary	5	3	60%
18	NAVOCE Samuela	4	1	25%

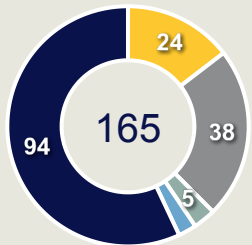
# Movement to Receive

## Movement Types by Phase

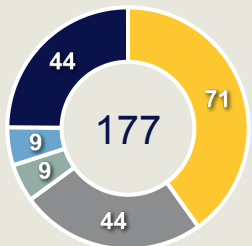
### Final Third Phase



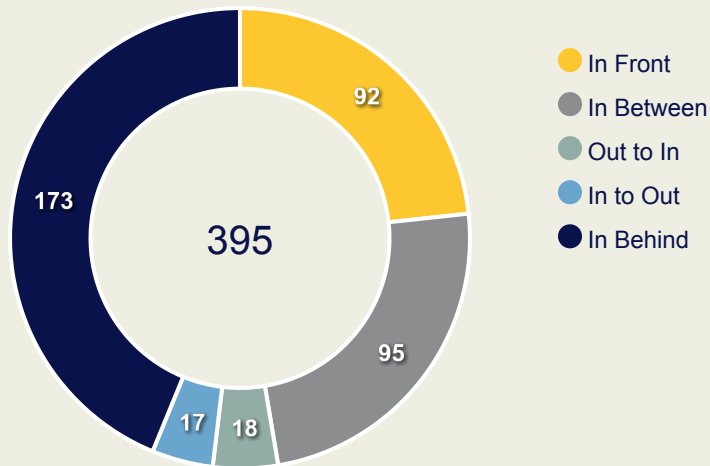
### Progression Phase



### Build Up Phase



## All Movement Types

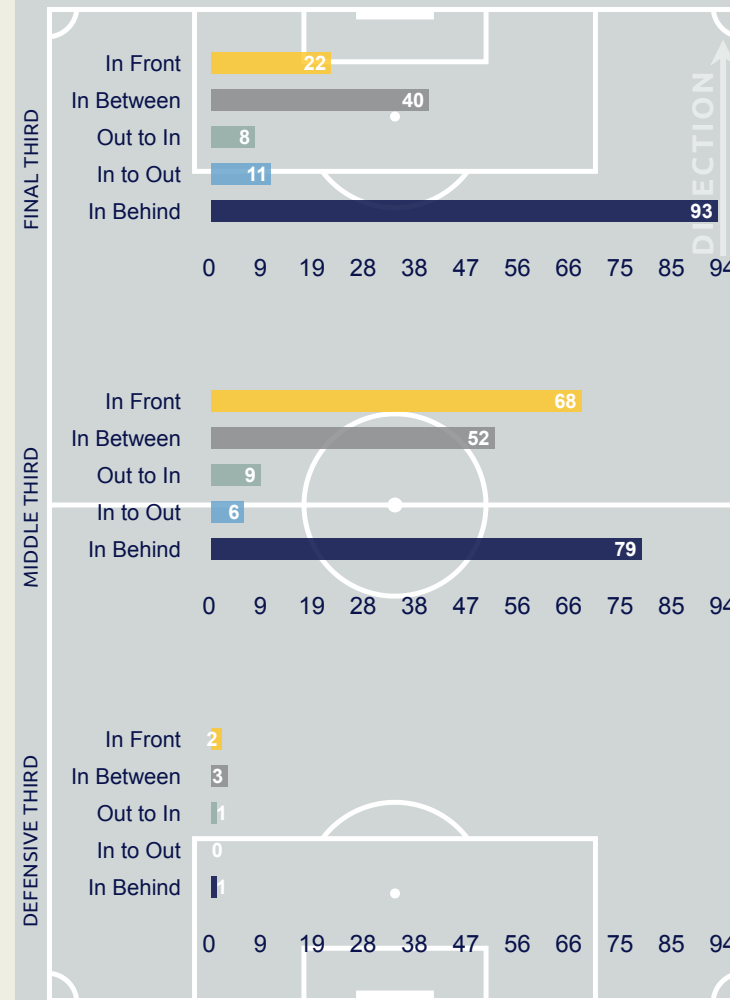


- In Front
- In Between
- Out to In
- In to Out
- In Behind

## Top Ranked Players

Type	Player	Movements
In Front	8 GONZALEZ Sebastian	27
In Between	8 GONZALEZ Sebastian	24
Out to In	21 KLINGER Jose	6
In to Out	19 PAEZ Kendry	4
In Behind	9 CUERO Justin	35

## Movement Types Pitch Third



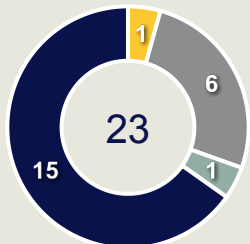




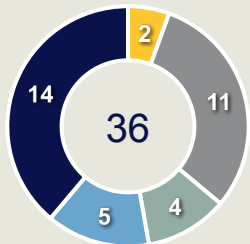
# Movement to Receive

## Movement Types by Phase

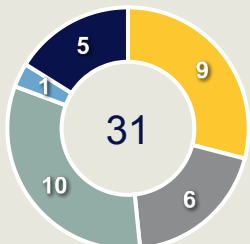
### Final Third Phase



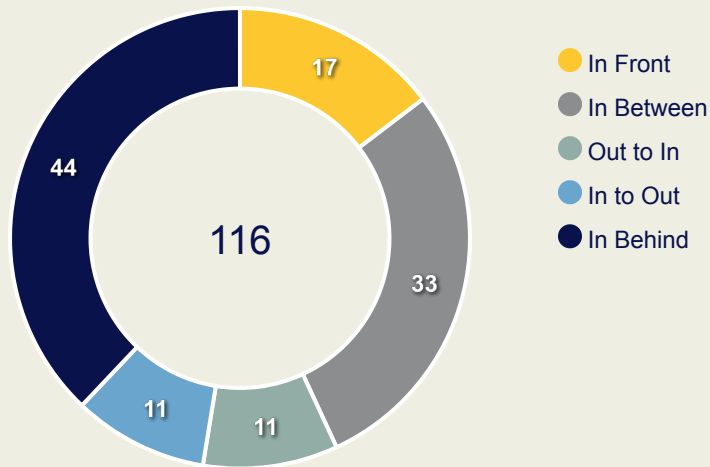
### Progression Phase



### Build Up Phase



## All Movement Types

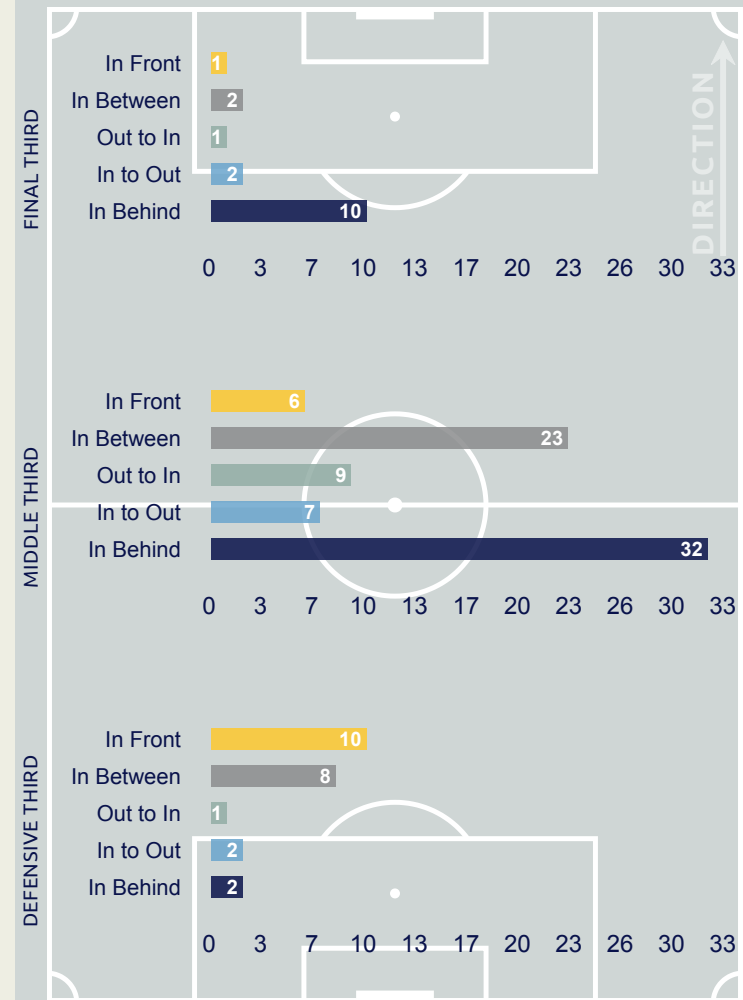


- In Front
- In Between
- Out to In
- In to Out
- In Behind

## Top Ranked Players

Type	Player	Movements
In Front	4 AIYAS Abudullah	7
In Between	7 KHAN Arshad	10
Out to In	4 AIYAS Abudullah	3
In to Out	7 KHAN Arshad	2
In Behind	3 MATAU Eneriko	15

## Movement Types Pitch Third

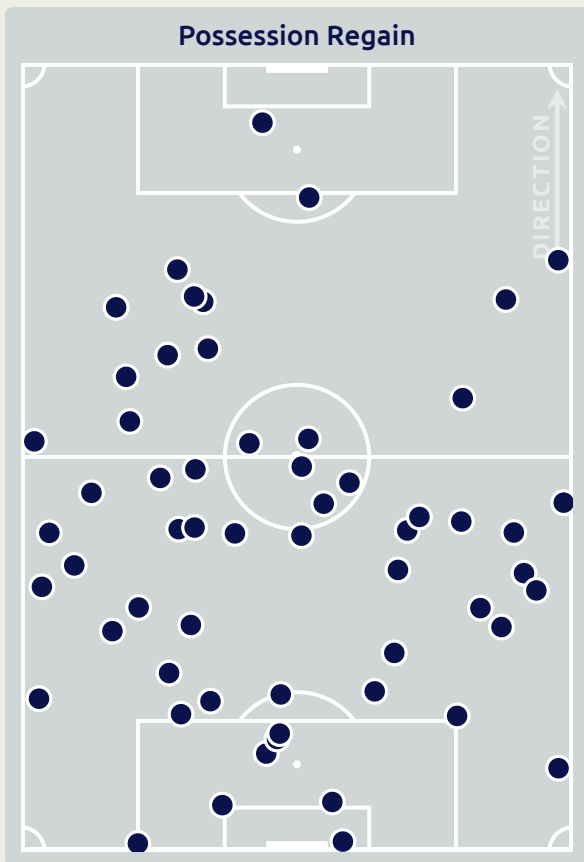
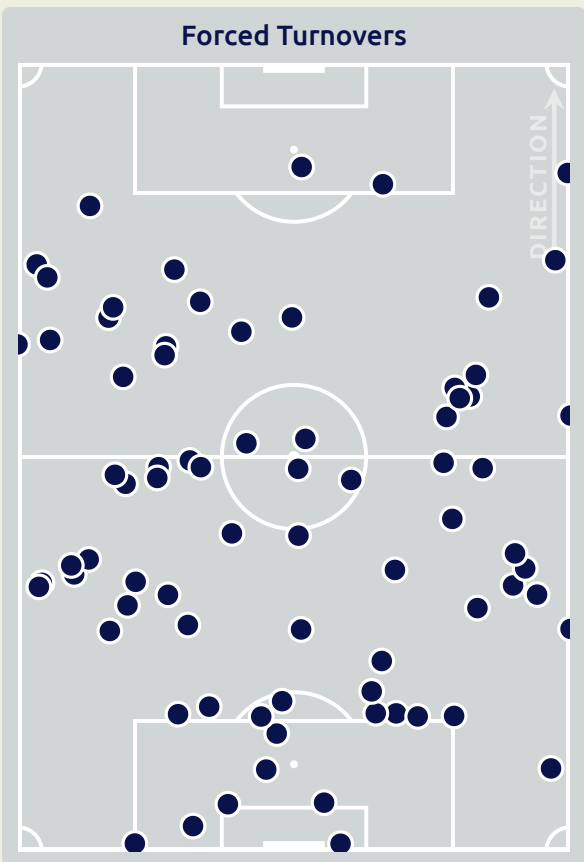


# OUT OF POSSESSION

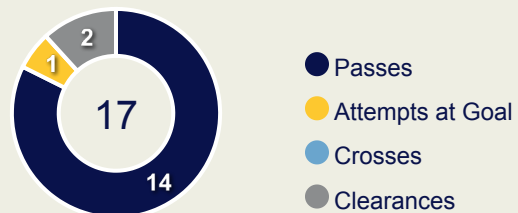


Ecuador v Fiji

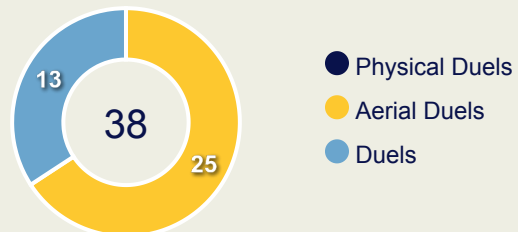
## Defensive Actions



## Blocks



## Possession Contests



## Most Possession Regains

**12**  
**GARCIA Christian**  
RIGHT CENTRE BACK

#	Player	Total Possession Regains
12	NAPA Gilmar	5
3	GARCIA Christian	12
4	ORDONEZ Joel	5
5	ZAMBRANO Oscar	7
8	GONZALEZ Sebastian	9
9	CUERO Justin	0
10	ANGULO Nilson	2
13	DE LA CRUZ Daniel	2
16	DE LA CRUZ Maiky	2
19	PAEZ Kendry	2
21	KLINGER Jose	5
6	ERIQUE Yeltzin	4
7	MINDA Alan	0
11	ZAMBRANO Cristhoper	1
14	MINA Ariel	5
18	CHAMBA Tommy	1



# Defensive Actions

**71**

Forced Turnovers

**61**

Possession Regained

**14**

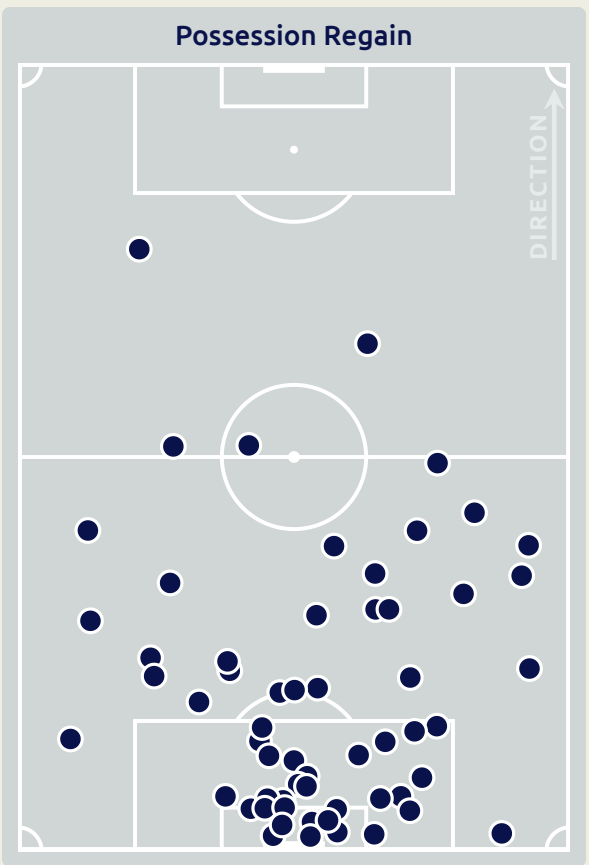
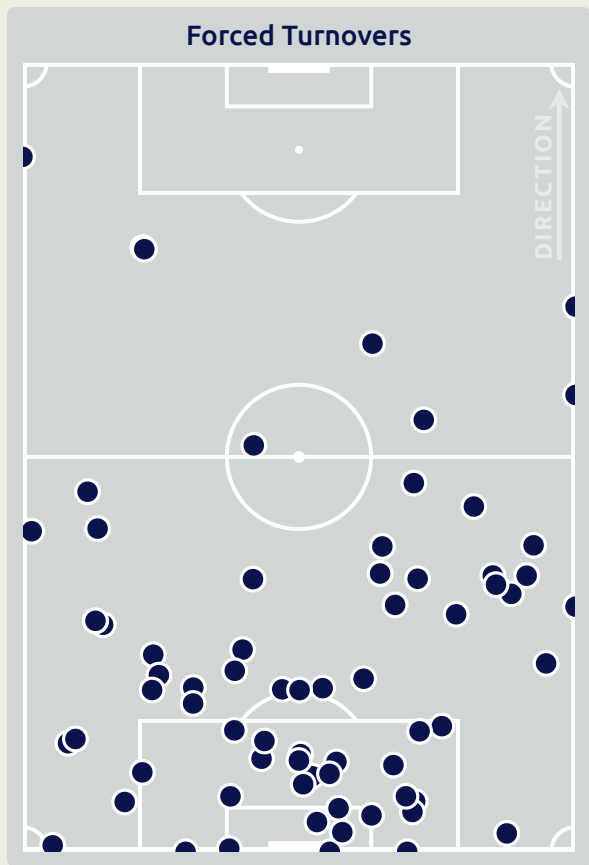
Interceptions

**54**

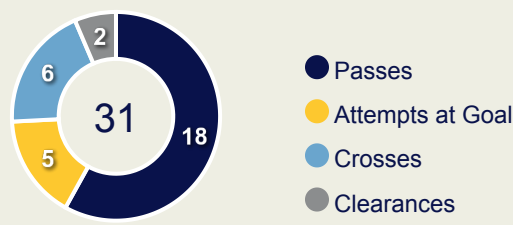
Tackles

**1.41**

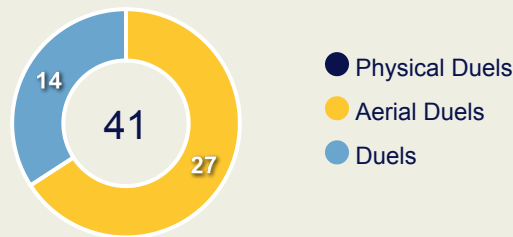
Possession Actions / Defensive Action



## Blocks



## Possession Contests



## Most Possession Regains

**12**

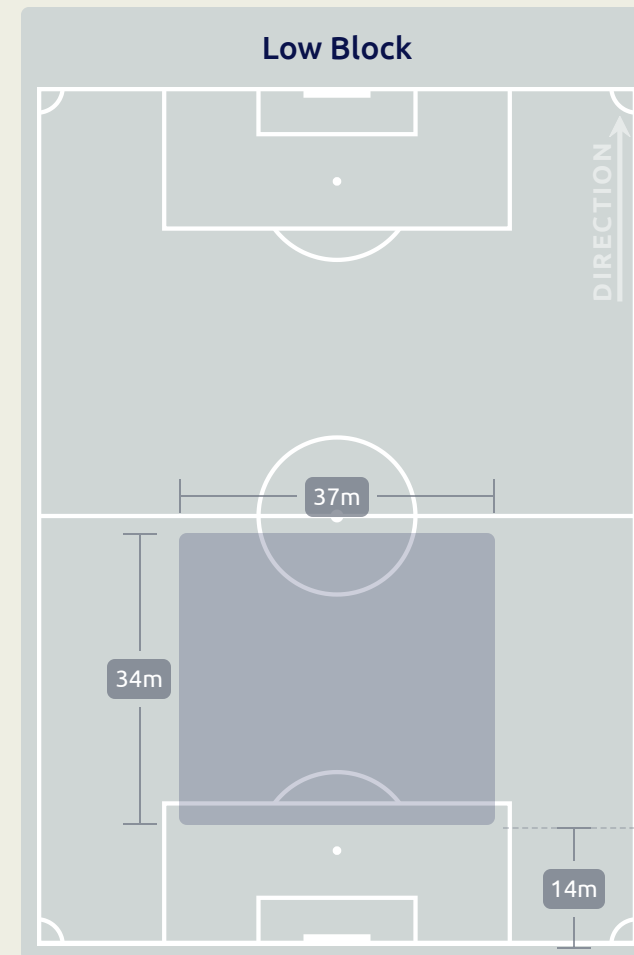
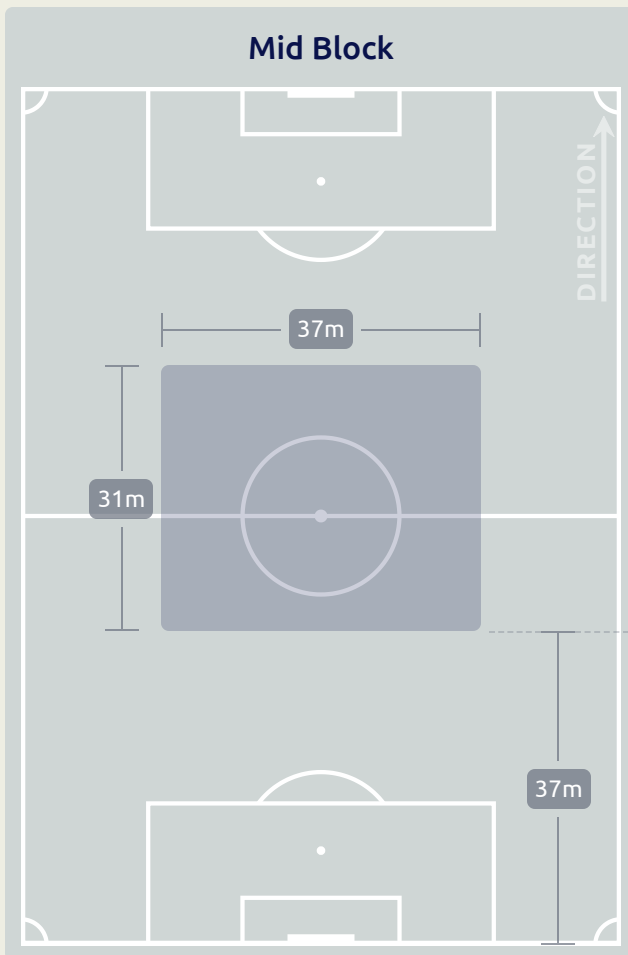
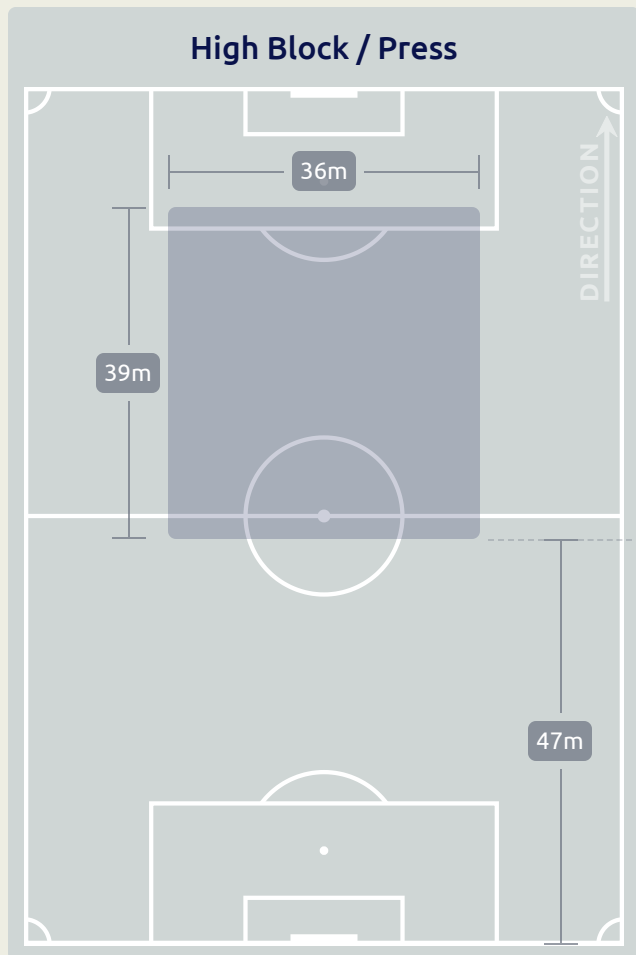
**VUAKACA Joji**

GOALKEEPER

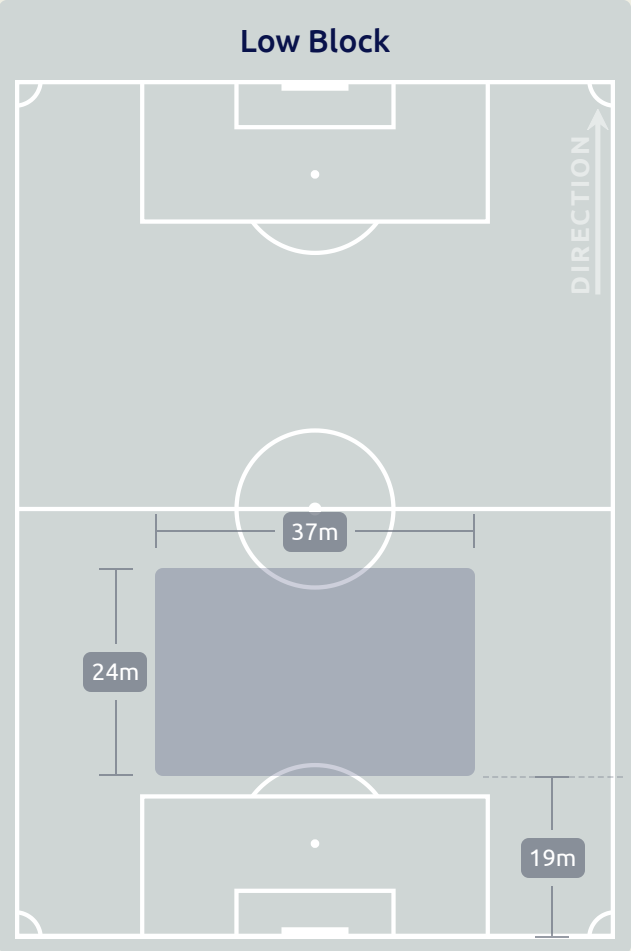
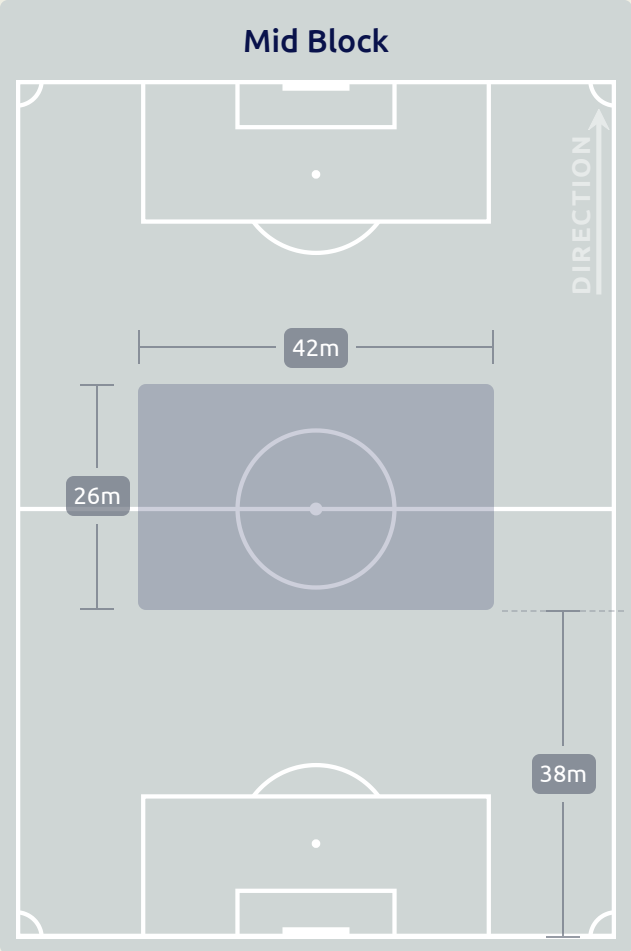
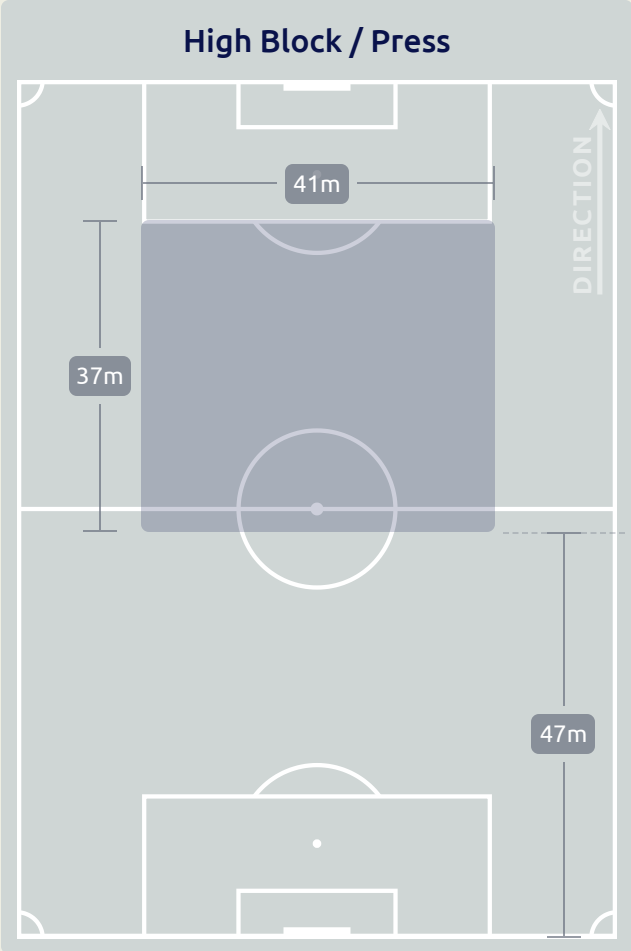
#	Player	Total Possession Regains
13	VUAKACA Joji	12
2	RAVAI Peter	4
4	AIYAS Abudullah	3
5	SAQIRI Sakiusa	3
6	DUNN Thomas	2
7	KHAN Arshad	1
8	LAQERETABUA Joshua	9
9	ALI Faazil	0
10	BEGG Nabil	1
17	RAHEEM Mohammed	4
21	VASCONCELLOS Sterling	11
20	SEVANAIA Isikeli	3
3	MATAU Eneriko	2
15	RATU Sailasa	2
16	KUBU Geary	3
18	NAVOCE Samuela	1




# Defensive Line Height & Team Length



# Defensive Line Height & Team Length



# Defensive Pressure



134	Total Pressures	365
41	Direct Pressures	86
1.96s	Avg Pressure Duration	1.27s
76	Forced Turnovers	71
5.79s	Ball Recovery Time	12.79s
46	Pushing on into Pressing	143
146	Pushing on	325
17	Pressing Direction Inside	56
77	Pressing Direction Outside	210

**Most Direct Pressures**

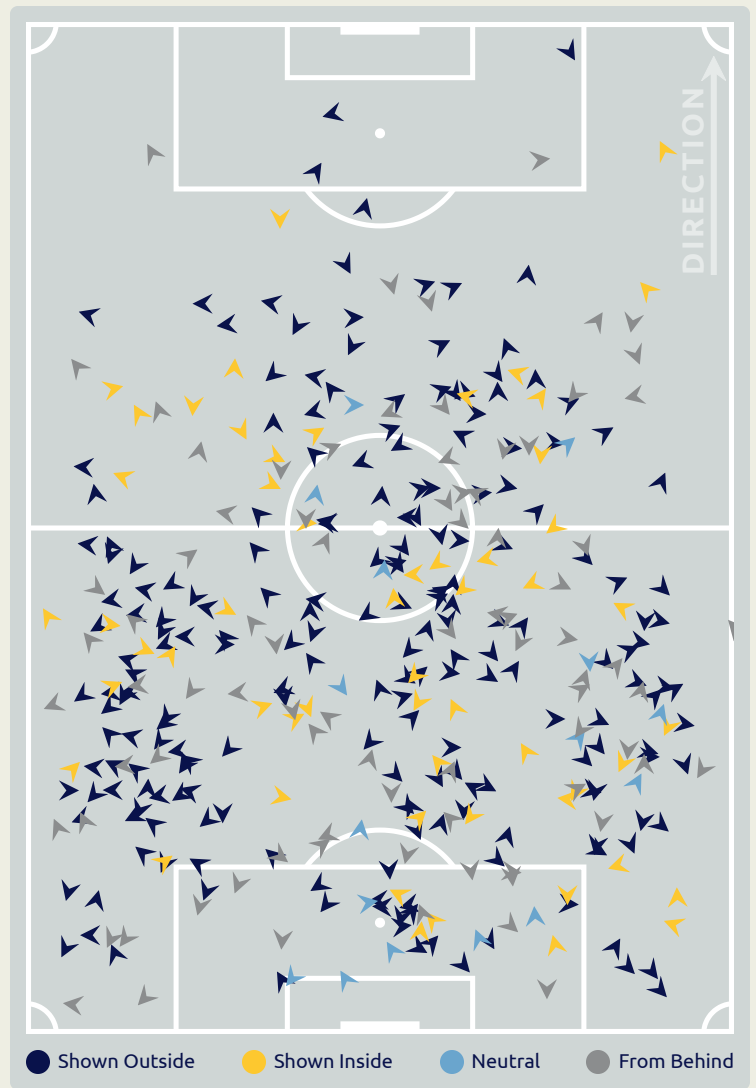
**6**

**ZAMBRANO Oscar**  
DEFENSIVE MIDFIELD CENTRE

**Most Direct Pressures**

**11**

**BEGG Nabil**  
RIGHT CENTRE MIDFIELD



# GOALKEEPING



Ecuador v Fiji

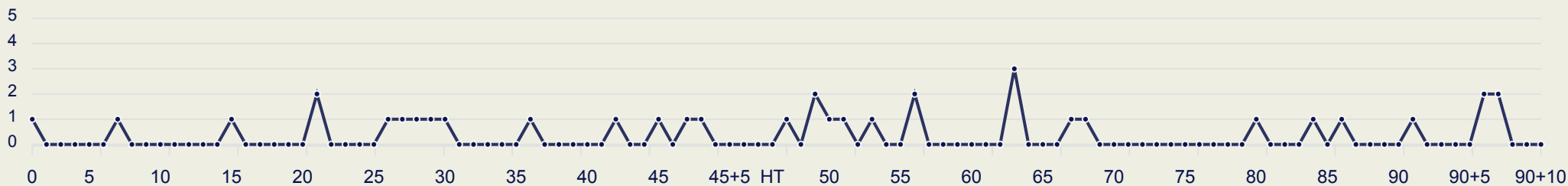


# Goalkeeping Involvement



Ecuador

### Ecuador GK Involvement Timeline



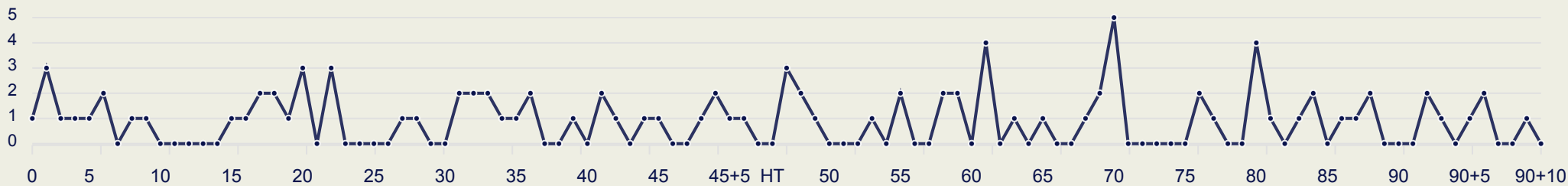
36

Total Involvements



Fiji

### Fiji GK Involvement Timeline



97

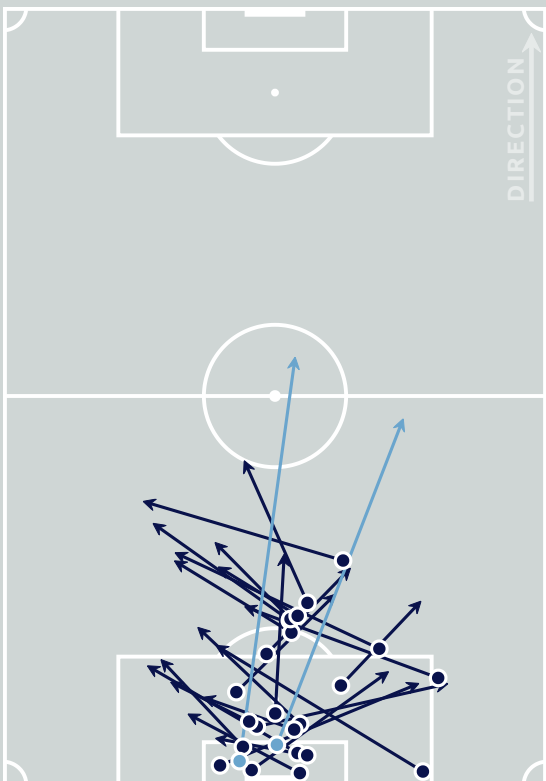
Total Involvements

Ecuador



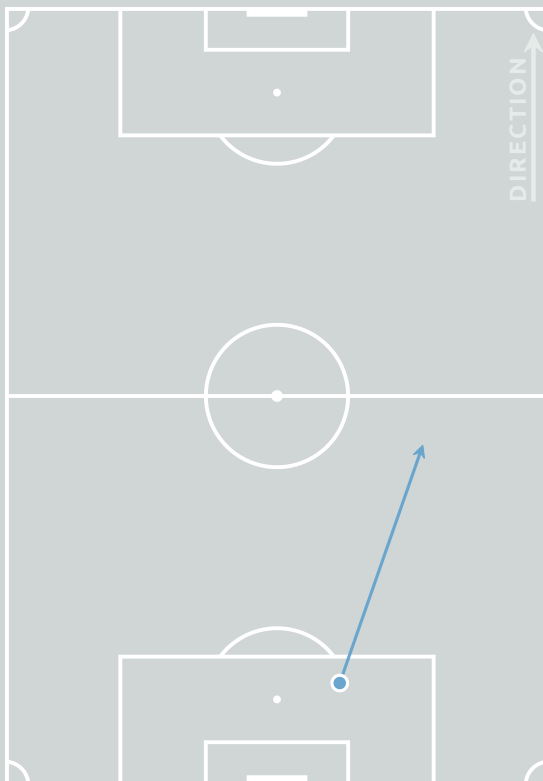
# Goalkeeping Distribution

### Kick from Feet



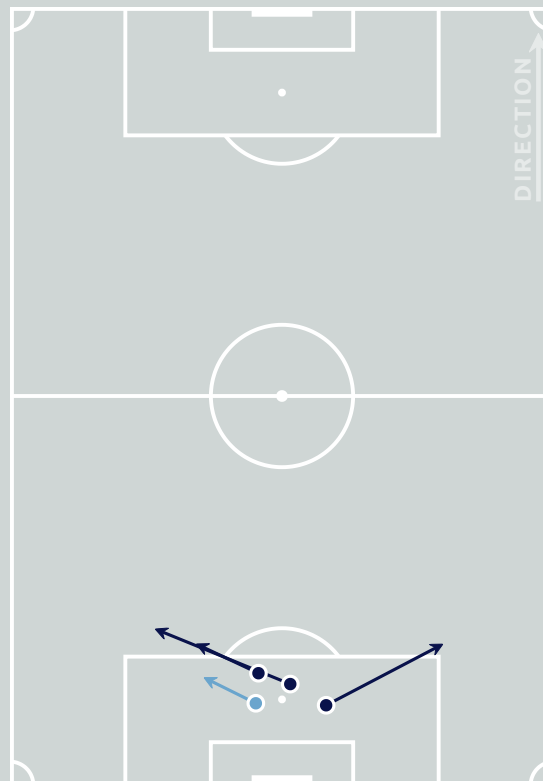
● Complete ● Incomplete

### Kick from Hands



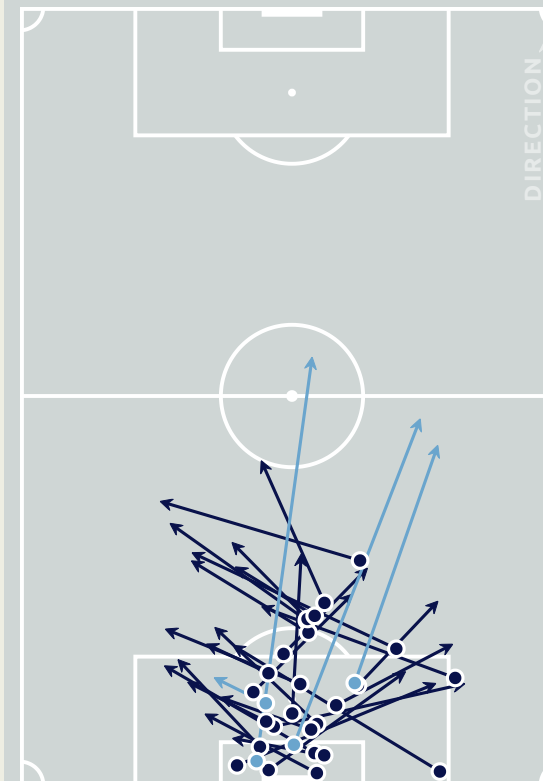
● Complete ● Incomplete

### Throw Distribution



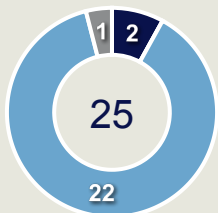
● Complete ● Incomplete

### Total Distributions

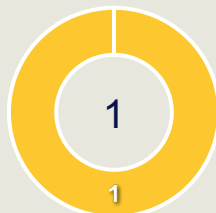


● Complete ● Incomplete

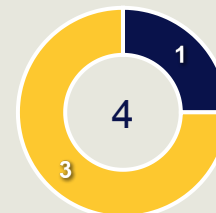
- Play Onto
- Play Into
- Play Around
- Play Through
- Play Beyond
- Other



- Side Kick
- From Hands
- Drop Kick



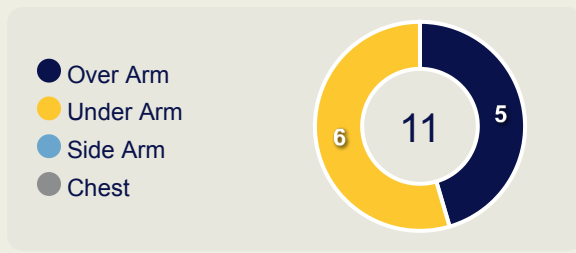
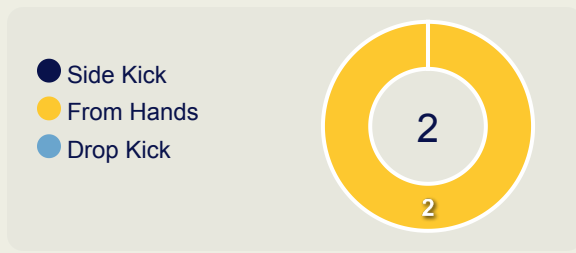
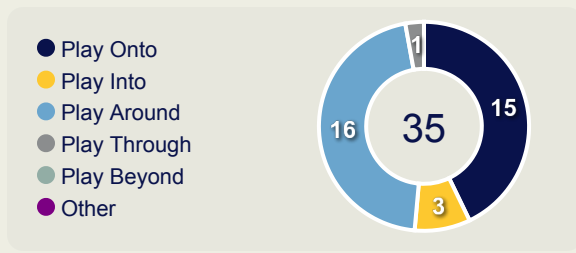
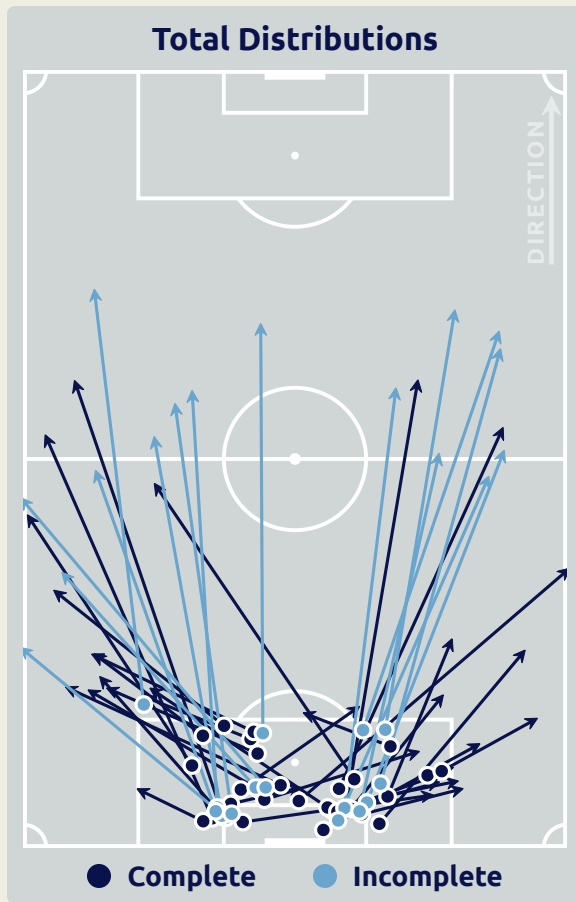
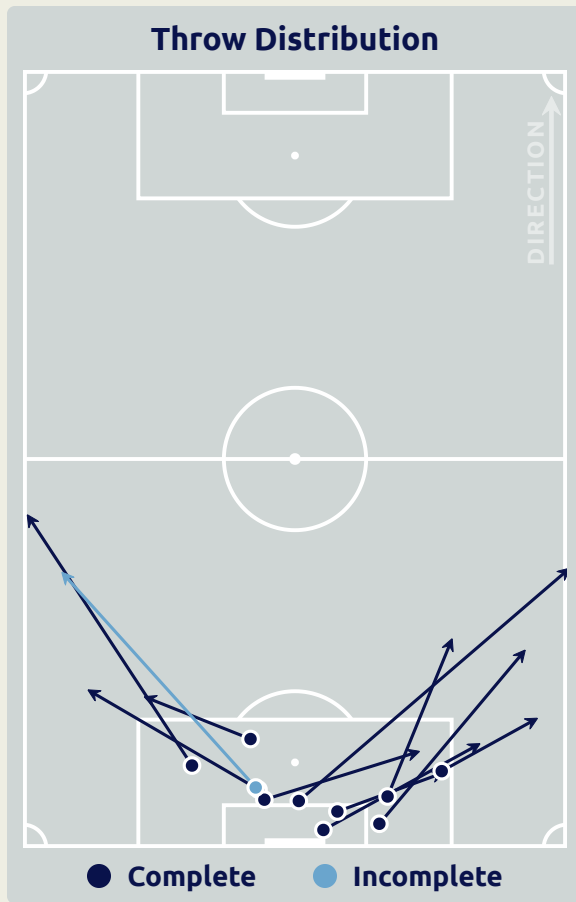
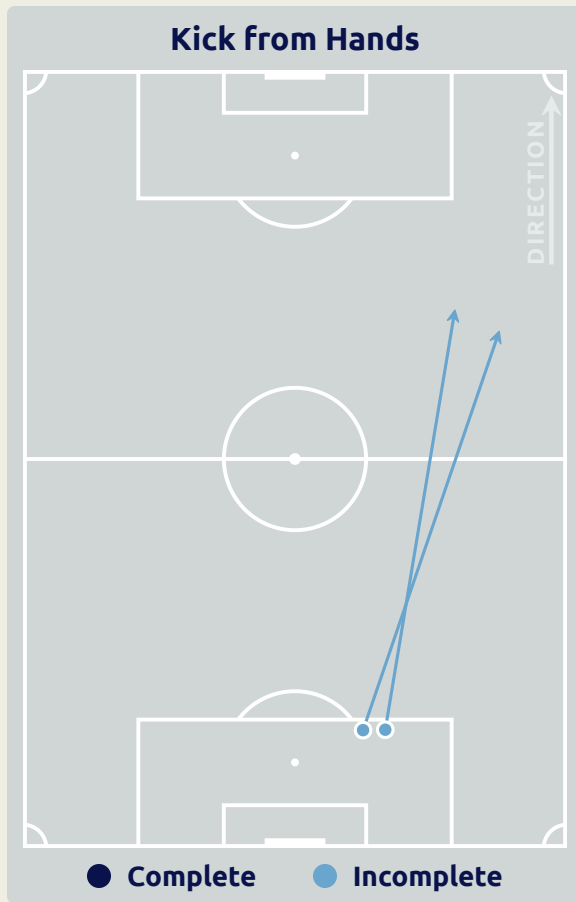
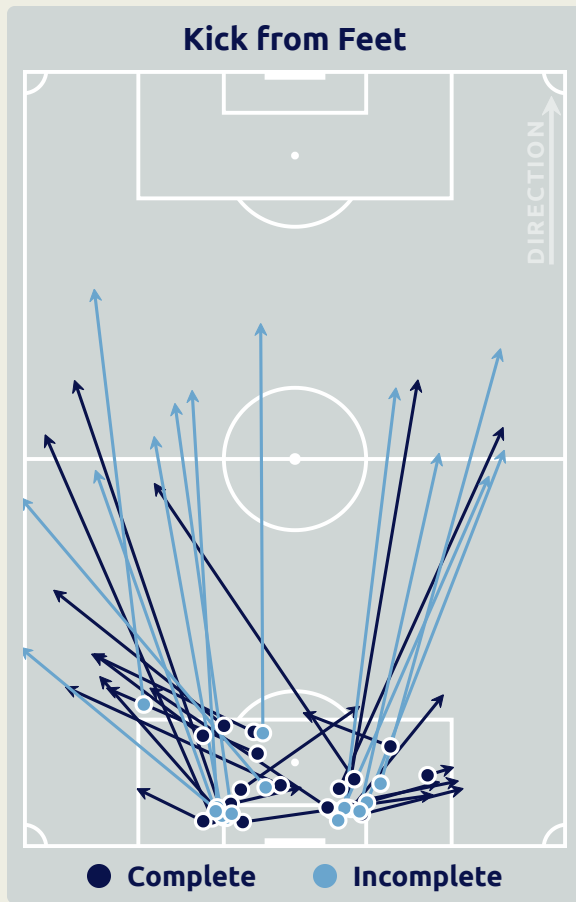
- Over Arm
- Under Arm
- Side Arm
- Chest



Goalkeeper Line Breaks

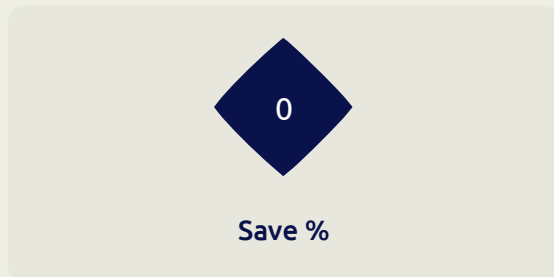
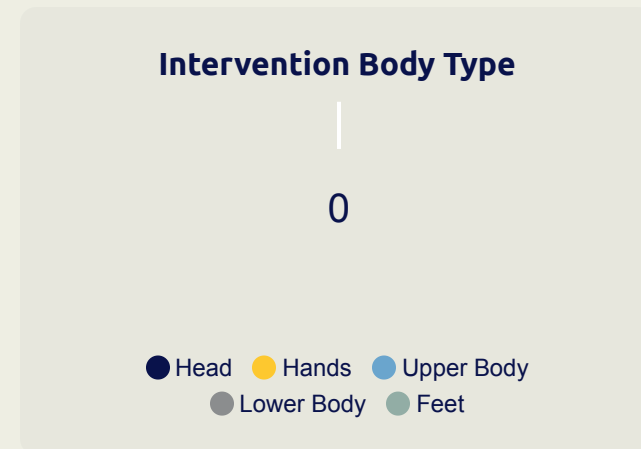
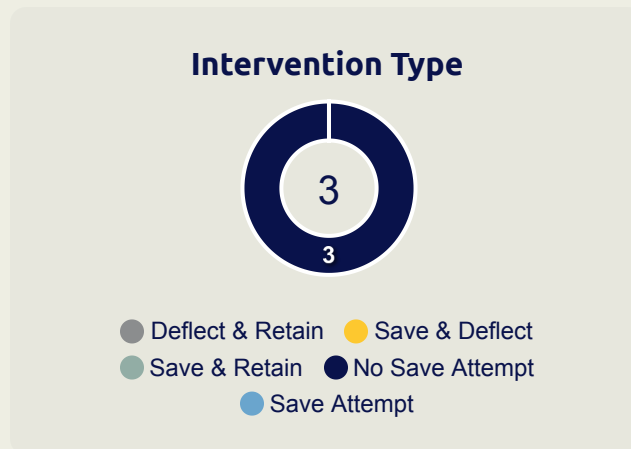
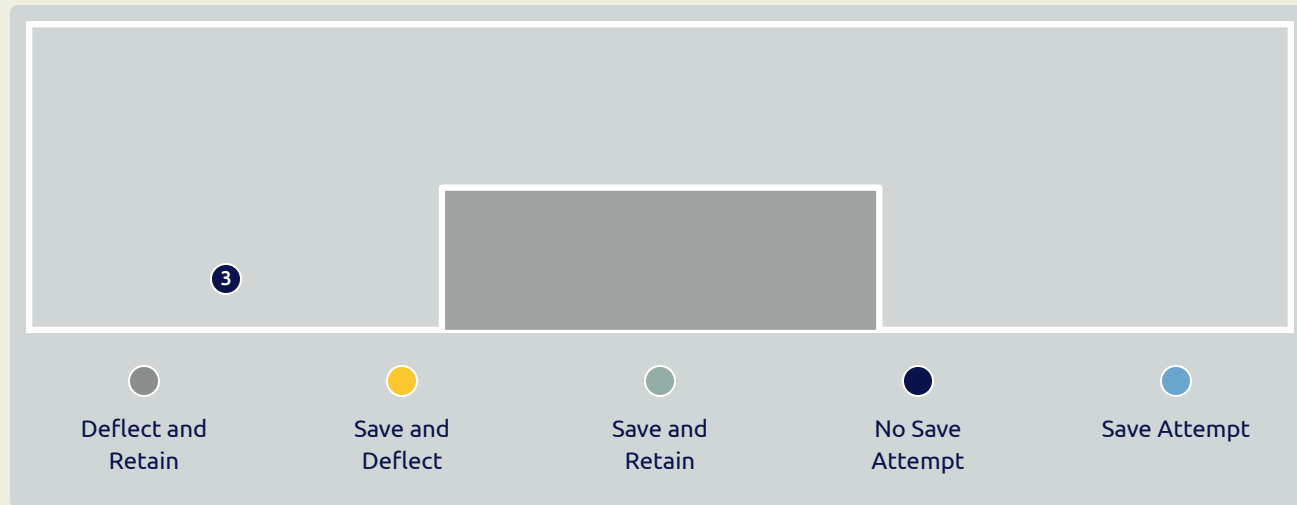
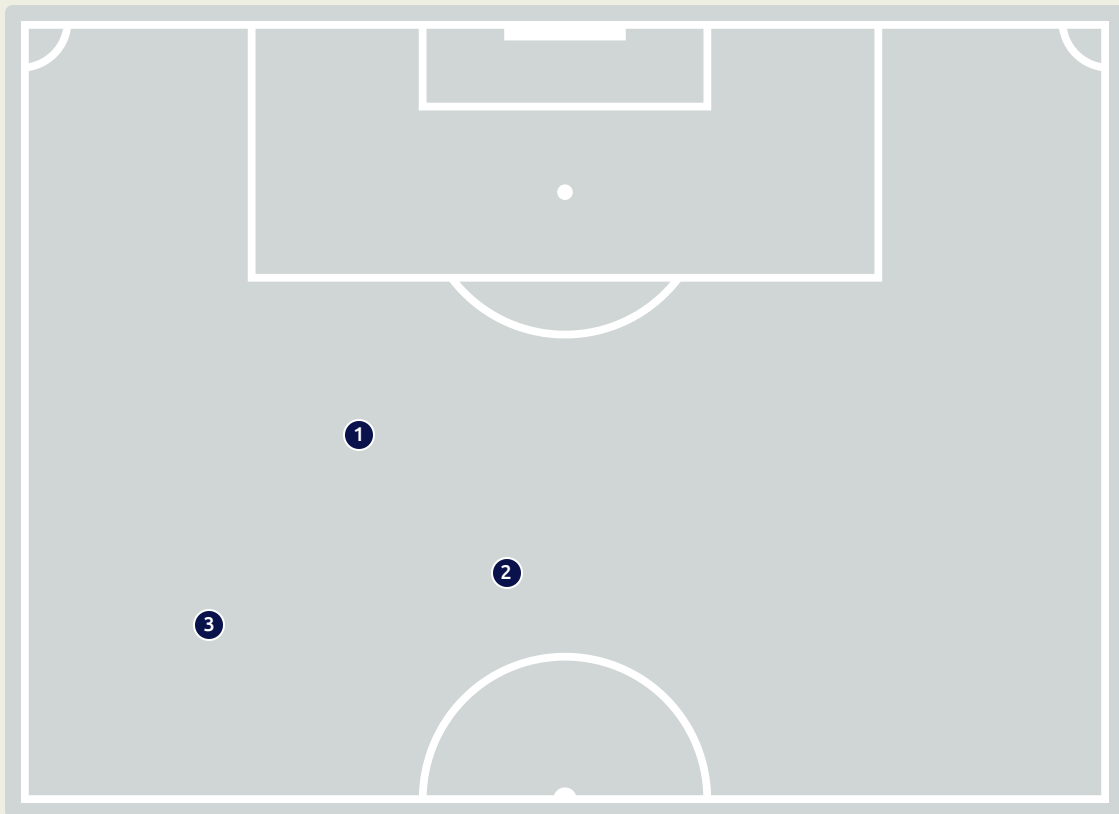


# Goalkeeping Distribution



# Goal Prevention

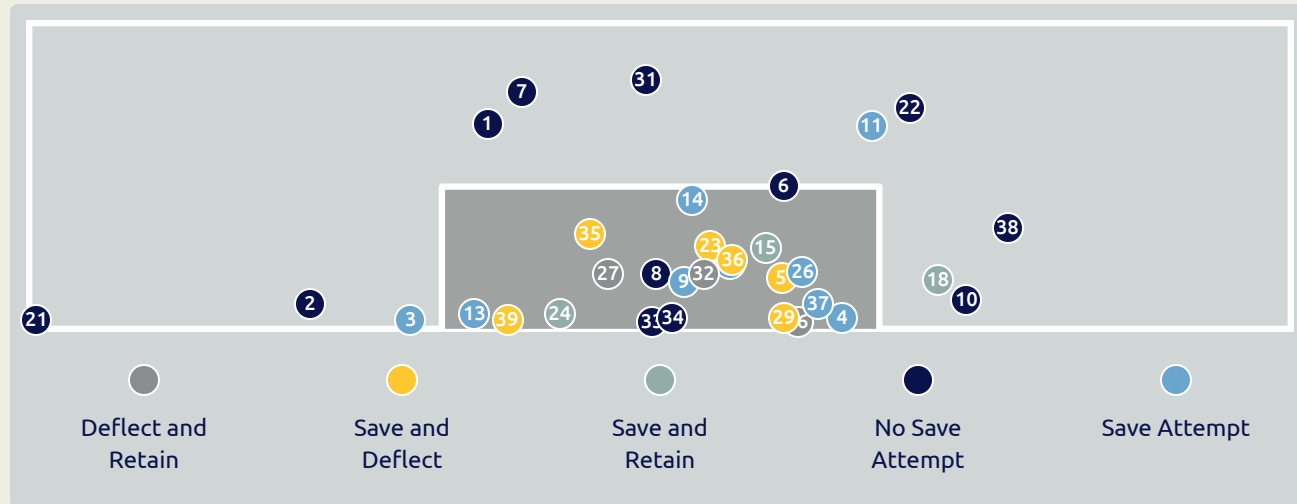
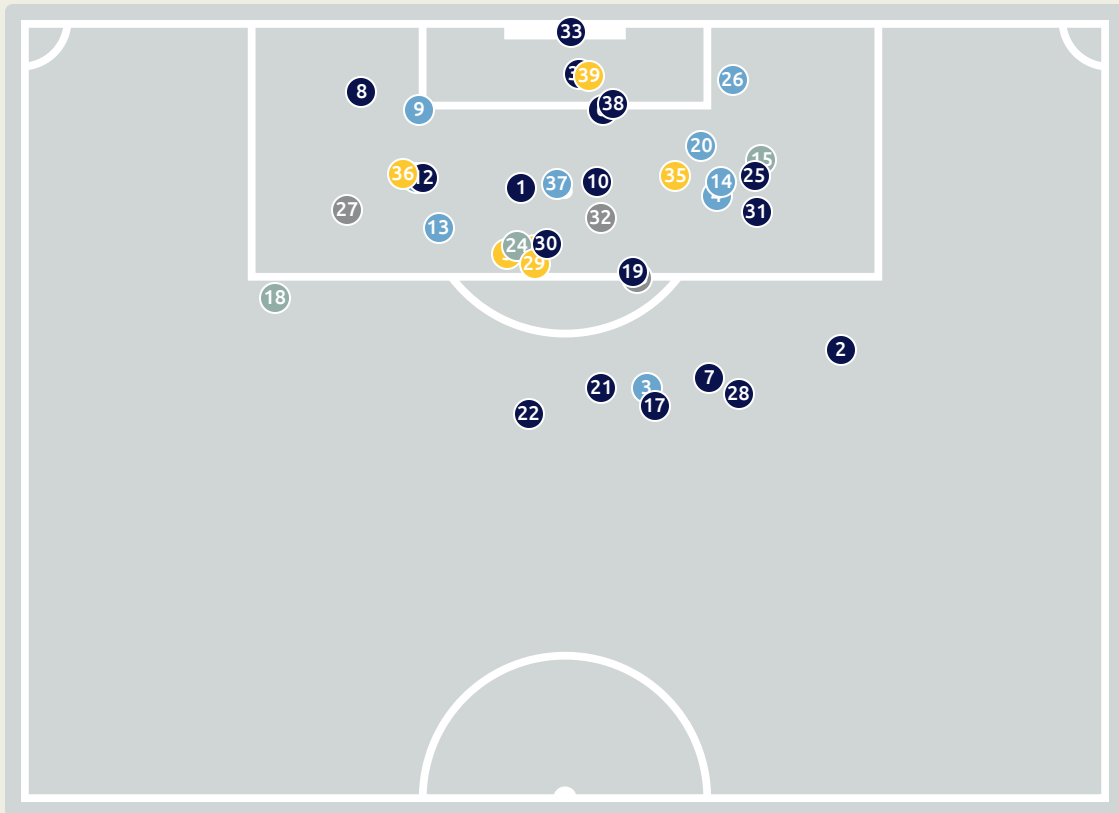
Ecuador



Total Attempts on Goal Faced	Total Goal Interventions	Save & Retain	Deflect & Retain	Save & Deflect	Save Attempt	No Save Attempt
3	0	0	0	0	0	3



# Goal Prevention

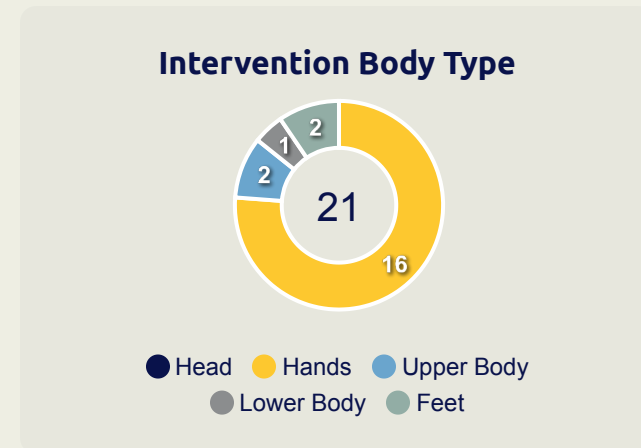
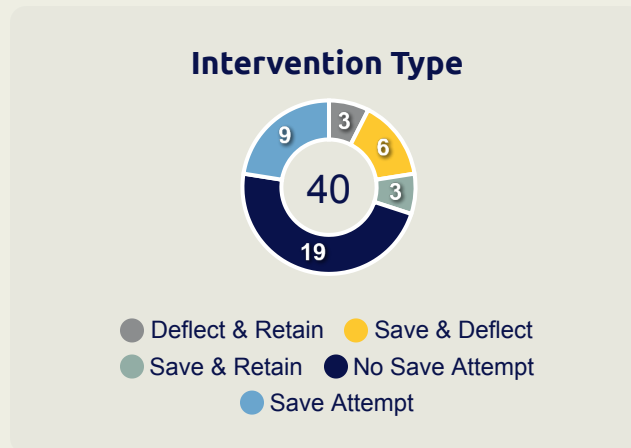


**40**

Total Attempts on Goal Faced

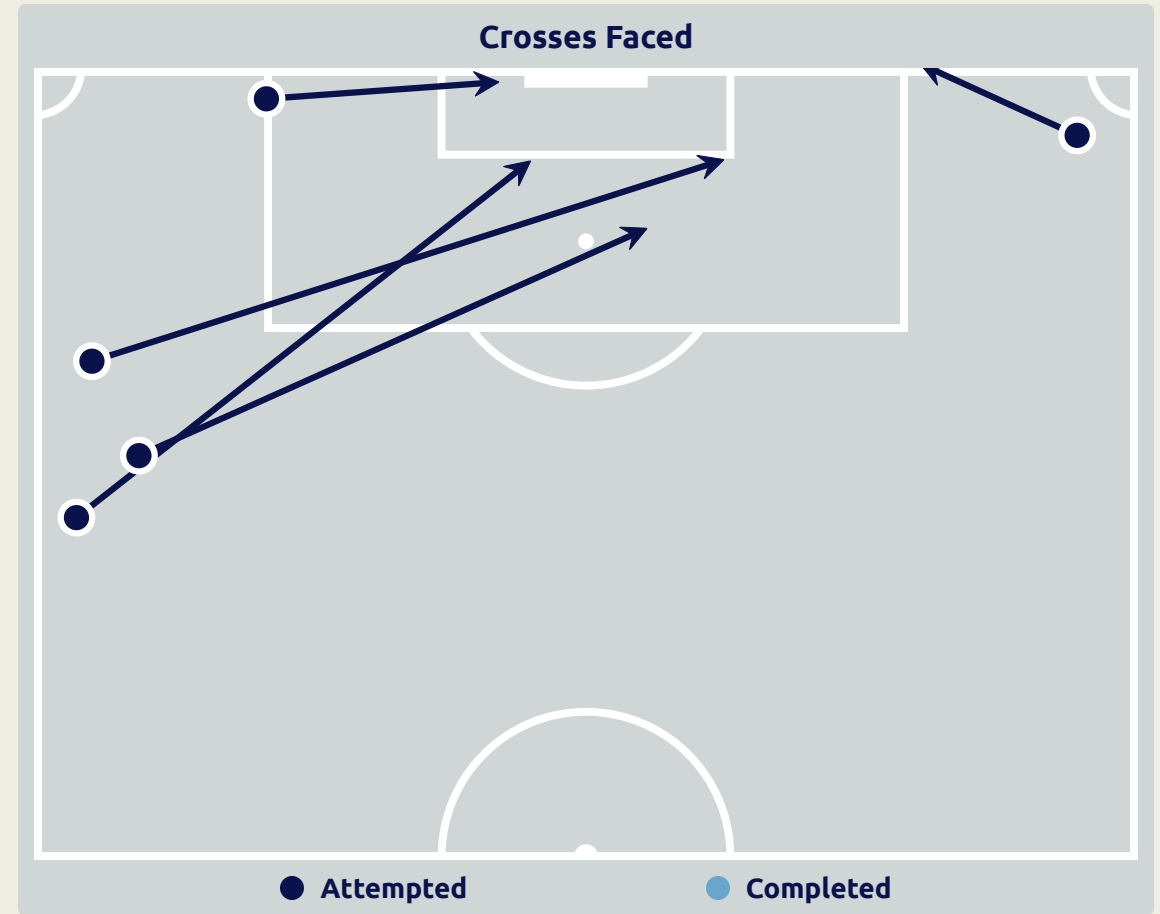
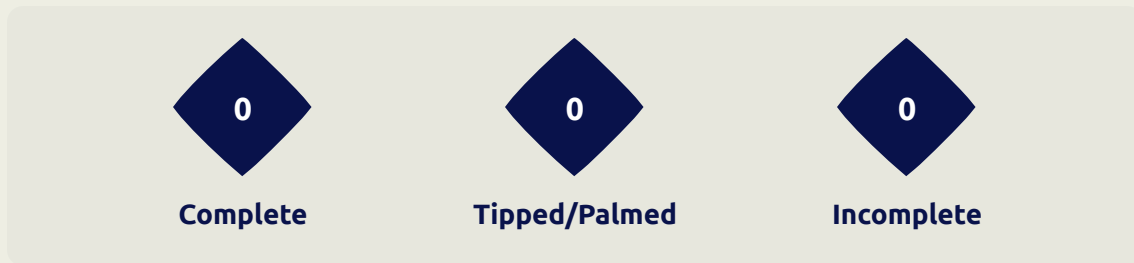
**47**

Save %



Total Attempts on Goal Faced	Total Goal Interventions	Save & Retain	Deflect & Retain	Save & Deflect	Save Attempt	No Save Attempt
40	9	3	0	6	9	19

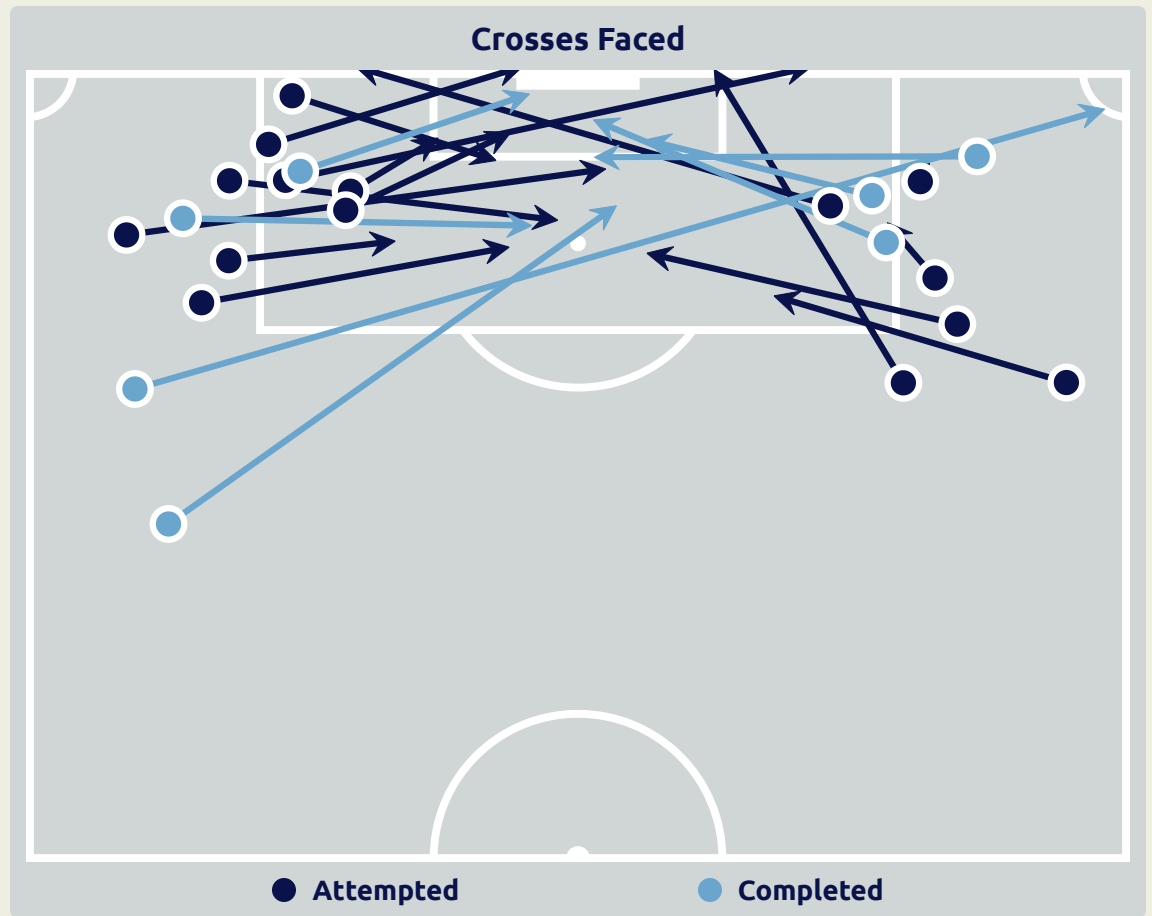
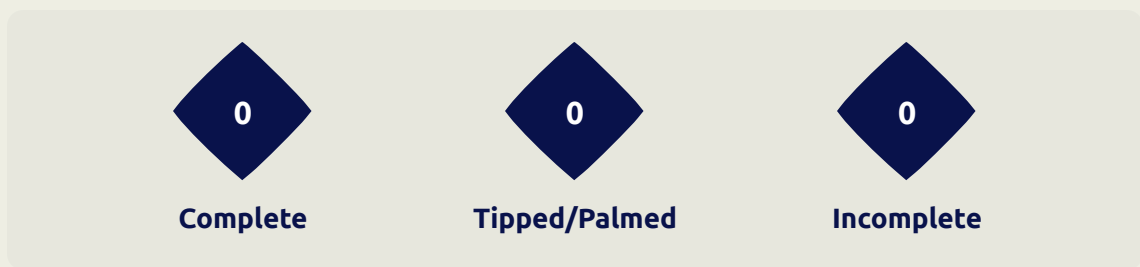
# Aerial Control



**Delivery Types Faced**

Total	In Swing	Out Swing	Driven	Lofted	Cutback	Push
5	0	1	0	4	0	0

# Aerial Control



**Delivery Types Faced**

Total	In Swing	Out Swing	Driven	Lofted	Cutback	Push
24	6	3	1	4	0	10

# SET PLAYS



Ecuador v Fiji



# Set Plays - Corners

49

Total Set Plays

13

Total Free Kicks

1

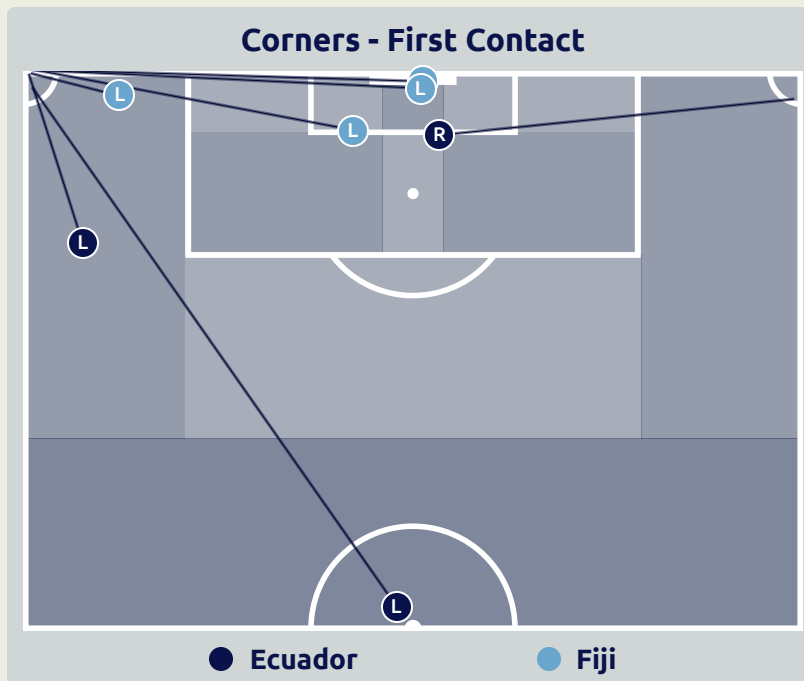
Total Penalties

8

Total Corners

27

Total Throw Ins



Delivery Type	From Left Side	From Right Side	Total
Direct to Area	2	0	2
Short	4	2	6
Edge of Penalty Area	0	0	0

Delivery Style	Total
Inswing	2
Outswing	0
Driven	0

Top 5 Player First Contacts		
Player	Team	Total
VUAKACA Joji	Fiji	2
ZAMBRANO Oscar	Ecuador	1
CUERO Justin	Ecuador	1
KLINGER Jose	Ecuador	1
VASCONCELLOS Sterling	Fiji	1

## First Contacts on Ecuador Crosses

3

By Ecuador

4

By Fiji

Free Kicks	
Type	Total
Direct	13
Direct (on target)	0
Direct (off target)	0
Indirect	0



# Set Plays - Corners

27

Total Set Plays

8

Total Free Kicks

0

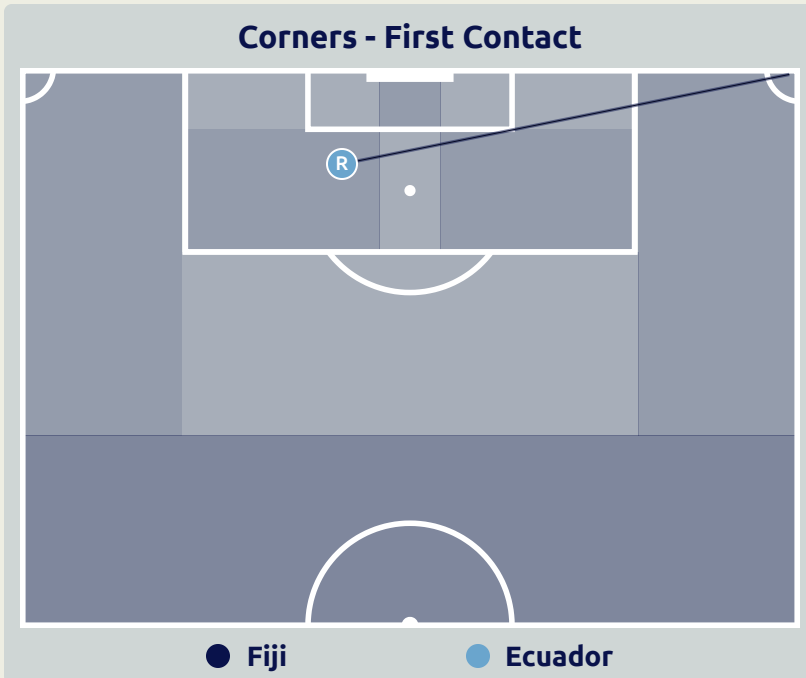
Total Penalties

1

Total Corners

18

Total Throw Ins



Delivery Type	From Left Side	From Right Side	Total
Direct to Area	0	0	0
Short	0	1	1
Edge of Penalty Area	0	0	0

Delivery Style	Total
Inswing	0
Outswing	0
Driven	0

Free Kicks	
Type	Total
Direct	4
Direct (on target)	0
Direct (off target)	0
Indirect	4

## First Contacts on Fiji Crosses

0

By Fiji

1

By Ecuador

Top 5 Player First Contacts		
Player	Team	Total
GARCIA Christian	Ecuador	1

# INDIVIDUAL DATA IN POSSESSION



Ecuador v Fiji

## In Possession - Distributions



#	Player	Passes Attempted	Passes Completed	Pass Completion %	Switches of Play	Crosses Attempted	Crosses Completed	Line Breaks Attempted	Line Breaks Completed	Line Break Completion %	Ball Progressions	Take Ons	Step Ins	Attempts at Goal	Goals
12	NAPA Gilmar	30	26	87%	0	0	0	3	0	0%	0	0	0	0	0
3	GARCIA Christian	86	78	91%	0	0	0	21	18	85%	0	0	0	0	0
4	ORDONEZ Joel	84	76	90%	0	0	0	20	15	75%	2	0	2	0	0
5	ZAMBRANO Oscar	85	76	89%	2	0	0	29	24	82%	0	0	0	3	0
8	GONZALEZ Sebastian	60	54	90%	1	2	1	18	16	88%	3	0	3	1	0
9	CUERO Justin	22	20	91%	0	0	0	4	4	100%	1	1	0	10	2
10	ANGULO Nilson	35	33	94%	0	3	1	4	3	75%	3	1	2	5	0
13	DE LA CRUZ Daniel	34	32	94%	0	2	0	6	6	100%	0	0	0	1	0
16	DE LA CRUZ Maiky	8	7	88%	0	0	0	1	0	0%	0	0	0	1	0
19	PAEZ Kendry	41	33	80%	2	2	1	15	10	66%	4	2	2	5	1
21	KLINGER Jose	58	48	83%	2	5	1	18	13	72%	6	2	4	1	1
6	ERIQUE Yeltzin	61	57	93%	0	3	0	13	10	76%	0	0	0	0	0
7	MINDA Alan	24	22	92%	0	2	1	6	4	66%	3	0	3	3	2
11	ZAMBRANO Cristhoper	12	10	83%	0	1	1	3	1	33%	0	0	0	2	2
14	MINA Ariel	14	12	86%	0	2	1	2	0	0%	1	0	1	3	0
18	CHAMBA Tommy	15	12	80%	0	2	0	8	6	75%	0	0	0	4	1

## In Possession - Offers &amp; Receptions



			Offer movement types						
#	Player	Total Offers	In Front	In Between	Out to In	In to Out	In Behind	No Movement	Offers Received
12	NAPA Gilmar	1	0	0	0	0	0	1	0
3	GARCIA Christian	10	4	0	0	0	0	6	5
4	ORDONEZ Joel	11	2	1	0	0	0	8	7
5	ZAMBRANO Oscar	36	15	9	0	0	0	12	15
8	GONZALEZ Sebastian	72	27	24	3	3	7	8	20
9	CUERO Justin	54	2	13	2	2	35	0	21
10	ANGULO Nilson	41	6	3	3	2	19	8	11
13	DE LA CRUZ Daniel	17	2	0	0	1	10	4	5
16	DE LA CRUZ Maiky	6	1	1	0	0	1	3	2
19	PAEZ Kendry	67	10	24	3	4	20	6	25
21	KLINGER Jose	67	13	4	6	1	25	18	21
6	ERIQUE Yeltzin	27	3	0	0	2	13	9	14
7	MINDA Alan	7	0	0	1	0	5	1	5
11	ZAMBRANO Cristhoper	18	4	4	0	1	8	1	4
14	MINA Ariel	26	0	2	0	1	21	2	6
18	CHAMBA Tommy	24	3	10	0	0	9	2	9



## In Possession - Distributions

#	Player	Passes Attempted	Passes Completed	Pass Completion %	Switches of Play	Crosses Attempted	Crosses Completed	Line Breaks Attempted	Line Breaks Completed	Line Break Completion %	Ball Progressions	Take Ons	Step Ins	Attempts at Goal	Goals
13	VUAKACA Joji	39	26	67%	0	0	0	16	7	43%	0	0	0	0	0
2	RAVAI Peter	14	10	71%	1	0	0	7	3	42%	0	0	0	0	0
4	AIYAS Abudullah	16	10	62%	0	0	0	5	2	40%	1	1	0	0	0
5	SAQIRI Sakiusa	11	5	45%	0	1	0	3	1	33%	3	0	3	0	0
6	DUNN Thomas	17	12	71%	0	1	0	8	4	50%	4	2	2	1	0
7	KHAN Arshad	9	5	56%	0	0	0	3	0	0%	0	0	0	0	0
8	LAQERETABUA Joshua	15	12	80%	0	0	0	8	5	62%	1	0	1	1	0
9	ALI Faazil	11	8	73%	0	0	0	2	1	50%	1	1	0	0	0
10	BEGG Nabil	15	9	60%	0	2	0	8	4	50%	9	5	4	1	0
17	RAHEEM Mohammed	11	4	36%	0	0	0	5	3	60%	2	1	1	0	0
21	VASCONCELLOS Sterling	14	10	71%	0	0	0	6	3	50%	0	0	0	0	0
20	SEVANAIA Isikeli	9	6	67%	0	0	0	3	1	33%	0	0	0	0	0
3	MATAU Eneriko	8	4	50%	0	0	0	2	0	0%	0	0	0	0	0
15	RATU Sailasa	12	8	67%	0	0	0	6	3	50%	0	0	0	0	0
16	KUBU Geary	24	15	62%	1	0	0	13	5	38%	0	0	0	0	0
18	NAVOCE Samuela	12	12	100%	0	1	0	9	8	88%	0	0	0	0	0



## In Possession - Offers & Receptions

#	Player	Total Offers	Offer movement types					Offers Received	
			In Front	In Between	Out to In	In to Out	In Behind		No Movement
13	VUAKACA Joji	3	0	0	0	0	0	3	3
2	RAVAI Peter	1	0	0	0	0	0	1	1
4	AIYAS Abudullah	18	7	5	3	1	0	2	5
5	SAQIRI Sakiusa	12	0	0	2	1	7	2	4
6	DUNN Thomas	8	1	0	2	1	2	2	4
7	KHAN Arshad	16	2	10	1	2	0	1	1
8	LAQERETABUA Joshua	10	4	1	0	0	0	5	4
9	ALI Faazil	18	0	5	0	2	11	0	3
10	BEGG Nabil	39	1	9	3	2	7	17	16
17	RAHEEM Mohammed	5	1	0	0	0	0	4	2
21	VASCONCELLOS Sterling	3	0	0	0	0	0	3	1
20	SEVANAIA Isikeli	0	0	0	0	0	0	0	0
3	MATAU Eneriko	23	0	3	0	2	15	3	3
15	RATU Sailasa	1	0	0	0	0	0	1	0
16	KUBU Geary	5	1	0	0	0	0	4	3
18	NAVOCE Samuela	4	0	0	0	0	2	2	1

# INDIVIDUAL DATA OUT OF POSSESSION



Ecuador v Fiji



## Out of Possession

Ecuador



#	Player	Tackles Made / Won	Blocks	Interceptions	Pressing Direct	Pressing Indirect	Duels Won - Aerial	Duels Won - Physical	Possession Contests won	Clearances	Loose Ball Receptions	Pushing On	Pushing On into Pressing	Possession Regains	Possession Interrupted
12	NAPA Gilmar	0 / 0	0	0	0	0	0	0	0	0	3	0	0	5	0
3	GARCIA Christian	3 / 1	2	5	4	0	3	0	3	6	10	9	1	12	5
4	ORDONEZ Joel	0 / 0	0	1	1	0	1	0	2	4	8	5	0	5	2
5	ZAMBRANO Oscar	9 / 4	2	2	6	9	0	0	1	0	11	12	2	7	3
8	GONZALEZ Sebastian	6 / 1	2	2	4	15	2	0	3	2	13	19	4	9	1
9	CUERO Justin	1 / 0	1	0	2	19	3	0	3	0	2	26	8	0	1
10	ANGULO Nilson	0 / 0	2	1	1	5	3	0	3	0	11	9	4	2	1
13	DE LA CRUZ Daniel	2 / 1	2	0	2	4	1	0	3	1	5	11	3	2	2
16	DE LA CRUZ Maiky	1 / 1	0	0	1	0	0	0	0	1	0	1	0	2	0
19	PAEZ Kendry	3 / 1	1	0	4	14	2	0	2	0	5	15	7	2	0
21	KLINGER Jose	3 / 2	3	2	6	5	0	0	1	1	5	5	3	5	3
6	ERIQUE Yeltzin	0 / 0	2	0	3	2	2	0	2	7	7	18	4	4	4
7	MINDA Alan	0 / 0	0	0	1	6	0	0	0	0	4	3	1	0	0
11	ZAMBRANO Cristhoper	3 / 1	0	0	3	5	0	0	0	0	0	6	5	1	1
14	MINA Ariel	2 / 2	0	0	1	2	0	0	0	1	3	2	0	5	0
18	CHAMBA Tommy	3 / 1	0	0	2	7	0	0	0	0	2	5	4	1	0



## Out of Possession

#	Player	Tackles Made / Won	Blocks	Interceptions	Pressing Direct	Pressing Indirect	Duels Won - Aerial	Duels Won - Physical	Possession Contests won	Clearances	Loose Ball Receptions	Pushing On	Pushing On into Pressing	Possession Regains	Possession Interrupted
13	VUAKACA Joji	0 / 0	0	0	0	0	0	0	0	0	5	0	0	12	0
2	RAVAI Peter	4 / 2	4	1	3	4	0	0	1	6	3	8	2	4	8
4	AIYAS Abudullah	4 / 0	2	1	6	35	0	0	0	1	3	51	15	3	3
5	SAQIRI Sakiusa	4 / 1	0	1	4	20	1	0	1	2	3	20	11	3	2
6	DUNN Thomas	2 / 0	7	0	9	13	3	0	4	0	8	17	5	2	2
7	KHAN Arshad	2 / 1	2	0	7	33	0	0	1	1	4	34	7	1	3
8	LAQERETABUA Joshua	4 / 3	7	1	7	25	0	0	1	3	3	41	21	9	5
9	ALI Faazil	0 / 0	0	0	1	35	2	0	2	0	2	27	13	0	0
10	BEGG Nabil	5 / 1	0	0	11	45	0	0	1	0	1	48	30	1	2
17	RAHEEM Mohammed	8 / 1	3	1	5	6	0	0	1	2	0	9	5	4	7
21	VASCONCELLOS Sterling	7 / 1	5	3	9	6	0	0	0	8	3	5	3	11	5
20	SEVANAIA Isikeli	0 / 0	0	0	0	0	0	0	0	0	2	0	0	3	0
3	MATAU Eneriko	1 / 1	0	0	5	33	0	0	0	1	1	26	17	2	1
15	RATU Sailasa	3 / 0	2	0	9	8	0	0	0	2	3	6	3	2	4
16	KUBU Geary	8 / 0	3	5	8	8	0	0	0	2	6	20	5	3	4
18	NAVOCE Samuela	2 / 0	1	1	2	8	0	0	1	1	2	13	6	1	3

# INDIVIDUAL DATA PHYSICAL



Ecuador v Fiji

## Physical Data



#	Player	Total Distance (m)	Zone 1: 0-7 km/h (m)	Zone 2: 7-15 km/h (m)	Zone 3: 15-20 km/h (m)	Zone 4: 20-25 km/h (m)	Zone 5: 25+ km/h (m)	High Speed Runs (Zone 4)	Sprints (Zone 5)	Top Speed (km/h)
12	NAPA Gilmar	4365.1	3506.0	732.9	104.8	0	21.8	12	2	29.5
3	GARCIA Christian	10201.0	3823.3	4944.4	848.7	388.7	196.9	77	30	31.9
4	ORDONEZ Joel	6110.7	2887.9	2516.4	460.1	182.7	63.6	43	13	31.6
5	ZAMBRANO Oscar	9161.7	4186.9	3771.9	879.5	271.2	52.2	88	21	30.2
8	GONZALEZ Sebastian	11746.0	4404.7	5069.6	1576.3	534.4	162.1	130	40	29.3
9	CUERO Justin	9567.8	4628.9	3013.9	1052.5	667.8	205.7	109	57	31.9
10	ANGULO Nilson	8347.1	3516.6	2863.9	1070.1	651.9	244.6	97	50	33.0
13	DE LA CRUZ Daniel	6966.8	2548.5	3009.0	776.8	342.1	290.5	66	27	31.7
16	DE LA CRUZ Maiky	1176.4	364.0	584.0	140.6	52.9	34.9	12	4	31.7
19	PAEZ Kendry	7617.4	2929.6	2900.7	1064.9	450.2	271.9	101	37	31.5
21	KLINGER Jose	10660.6	4543.5	4039.3	1178.0	603.4	296.4	107	42	33.8
6	ERIQUE Yeltzin	9318.6	3938.0	3750.7	860.1	468.7	301.9	91	38	32.5
7	MINDA Alan	3874.8	1439.5	1453.4	428.9	348.0	205.4	33	27	33.4
11	ZAMBRANO Cristhoper	2430.3	1124.0	738.3	253.0	186.9	127.8	31	19	30.6
14	MINA Ariel	4137.3	1341.7	1878.3	561.4	225.5	130.3	45	26	32.6
18	CHAMBA Tommy	4222.6	1203.9	1940.3	763.4	282.5	32.5	53	21	30.1



# Physical Data

#	Player	Total Distance (m)	Zone 1: 0-7 km/h (m)	Zone 2: 7-15 km/h (m)	Zone 3: 15-20 km/h (m)	Zone 4: 20-25 km/h (m)	Zone 5: 25+ km/h (m)	High Speed Runs (Zone 4)	Sprints (Zone 5)	Top Speed (km/h)
13	VUAKACA Joji	2967.6	2302.0	538.6	100.9	26.1	0	15	3	32.3
2	RAVAI Peter	5546.0	2032.0	2815.1	486.4	201.3	10.5	45	16	27.3
4	AIYAS Abudullah	10942.4	3808.0	5614.6	1284.6	198.1	38.3	99	17	29.7
5	SAQIRI Sakiusa	11227.6	3991.4	4458.5	1858.2	622.0	297.5	141	46	32.8
6	DUNN Thomas	9065.3	3834.6	3491.1	1171.2	503.1	64.4	96	37	31.8
7	KHAN Arshad	10734.1	3745.1	4886.2	1445.9	489.5	167.5	139	36	30.2
8	LAQERETABUA Joshua	9594.5	3871.4	3692.9	1092.8	749.3	187.1	101	58	32.9
9	ALI Faazil	5883.4	1883.3	2418.6	1268.5	258.9	54.1	98	18	28.2
10	BEGG Nabil	10143.4	4280.5	4083.7	1069.1	495.0	215.0	98	44	32.7
17	RAHEEM Mohammed	4206.9	1457.7	1741.7	619.7	333.2	55.1	56	21	27.2
21	VASCONCELLOS Sterling	5434.0	1655.2	2740.9	778.1	246.7	13.0	71	18	29.3
20	SEVANAIA Isikeli	950.7	738.2	146.2	58.2	8.1	0	8	1	22.0
3	MATAU Eneriko	5352.3	2067.1	2033.3	720.4	324.9	206.1	59	28	31.9
15	RATU Sailasa	4643.6	2249.4	1513.3	377.1	381.2	122.1	44	32	32.0
16	KUBU Geary	6675.4	2403.2	2806.4	858.5	445.9	161.5	81	40	30.3
18	NAVOCE Samuela	5127.4	2091.5	1681.3	977.3	304.1	72.8	73	24	31.0

