



FIFA
U-20 WORLD CUP
ARGENTINA 2023



USA 3 - 0 Fiji

Group B - Match 15

23 May 2023

15:00 Kick Off

Estadio San Juan del Bicentenario

POST MATCH SUMMARY REPORT

Match Summary - Teams



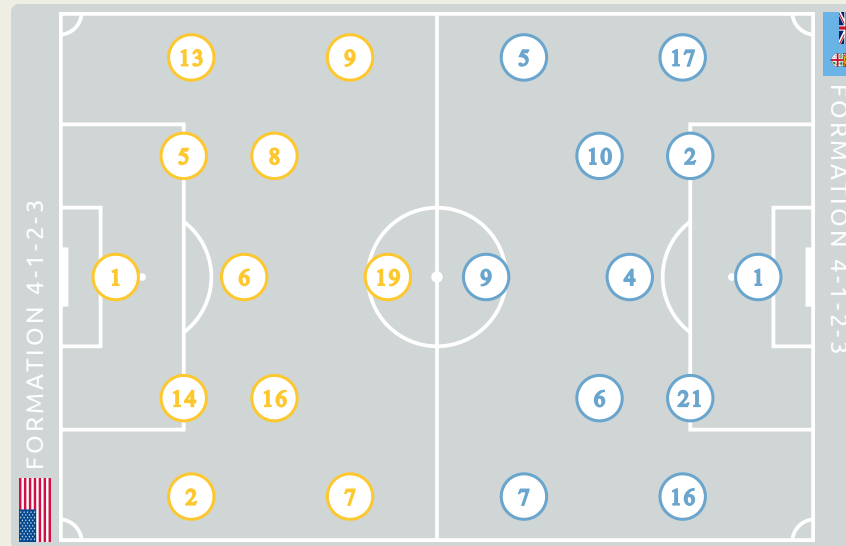
3 — **0**

STARTING

1	GK	SLONINA Gaga	
2	DF	HALLIDAY Michael	
5	DF	CRAIG Brandan	
6	MF	EDELMAN Daniel (C)	↓ 79'
7	MF	SULLIVAN Quinn	↓ 46'
8	MF	McGLYNN Jack	■ 38'
9	FW	COWELL Cade	⚽ 88'
13	DF	GOMEZ Jonathan	
14	MF	FERKRANUS Marcus	
16	MF	WOLFF Owen	↓ 46'
19	FW	YAPI Darren	↓ 75'

SUBSTITUTES

12	GK	CARRERA Antonio	
21	GK	BORTO Alexander	
3	DF	WILEY Caleb	↑ 75' ⚽ 90+9'
4	DF	WYNDER Joshua	
10	MF	LUNA Diego	↑ 46' ⚽ 66' ■ 90'
11	MF	PAREDES Kevin	
15	MF	TSAKIRIS Niko	↑ 46'
17	DF	CHE Justin	
18	MF	VARGAS Obed	↑ 79'
20	MF	PUKSTAS Rokas	



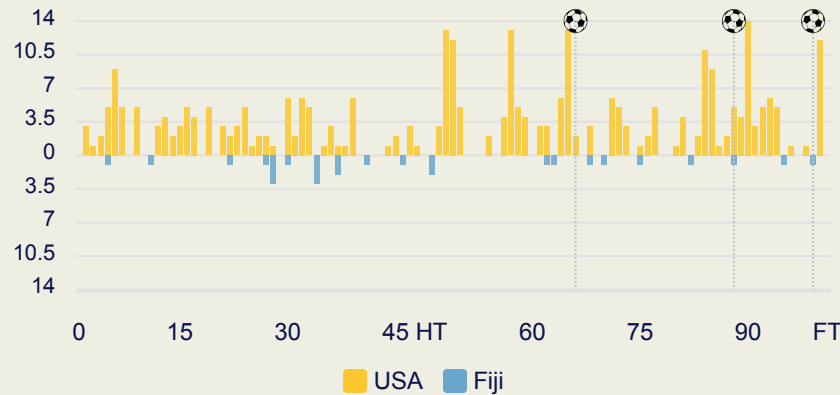
STARTING

MUSTAHIB Aydin	GK	1	
RAVAI Peter	DF	2	
(C) AIYAS Abudullah	MF	4	
↓ 54' ■ 45'	SAQIRI Sakiusa	FW	5
DUNN Thomas	MF	6	
↓ 80'	KHAN Arshad	MF	7
↓ 73'	ALI Faazil	FW	9
BEGG Nabil	MF	10	
↓ 73'	KUBU Geary	DF	16
■ 90'	RAHEEM Mohammed	MF	17
VASCONCELLOS Sterling	DF	21	

SUBSTITUTES

VUAKACA Joji	GK	13	
SEVANAIA Isikeli	GK	20	
↑ 80'	MATAU Eneriko	FW	3
LAQERETABUA Joshua	DF	8	
↑ 73'	RAZOOOL Gulam	FW	11
HUSSAIN Clarence	MF	12	
↑ 54'	RABUKA Apisai	FW	14
RATU Sailasa	DF	15	
↑ 73'	NAVOCE Samuela	DF	18
DEKEDEKE Junior	FW	19	

Distribution in the Final Third



Match Summary - Key Statistics



Possession

Total	48.1%	33.3%	18.6%	Total
3	Goals			0
29 (8)	Attempts at Goal (On Target)			6 (2)
583 (514)	Total Passes (Complete)			189 (106)
88 %	Pass Completion %			56 %
108	Completed Line Breaks			30
26	Defensive Line Breaks			1
137	Receptions in the Final Third			39
36	Crosses			2
13	Ball Progressions			18
114 (47)	Defensive Pressures Applied (Direct Pressures)			276 (50)
54	Forced Turnovers			76
85	Second Balls			73
109.1 km	Total Distance Covered			109.3 km
13.3 km	High Speed (Zone 4) Distance Covered			13.6 km

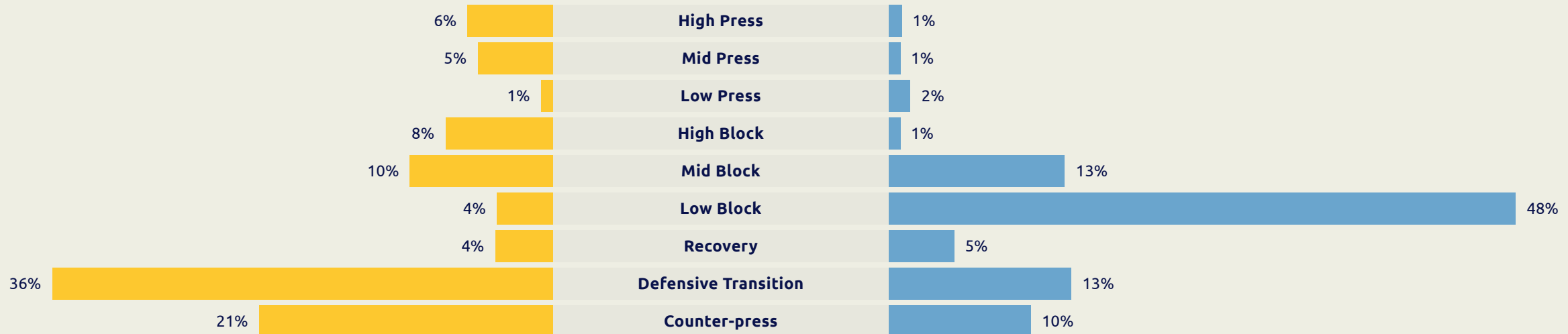


Phases of Play

IN POSSESSION



OUT OF POSSESSION



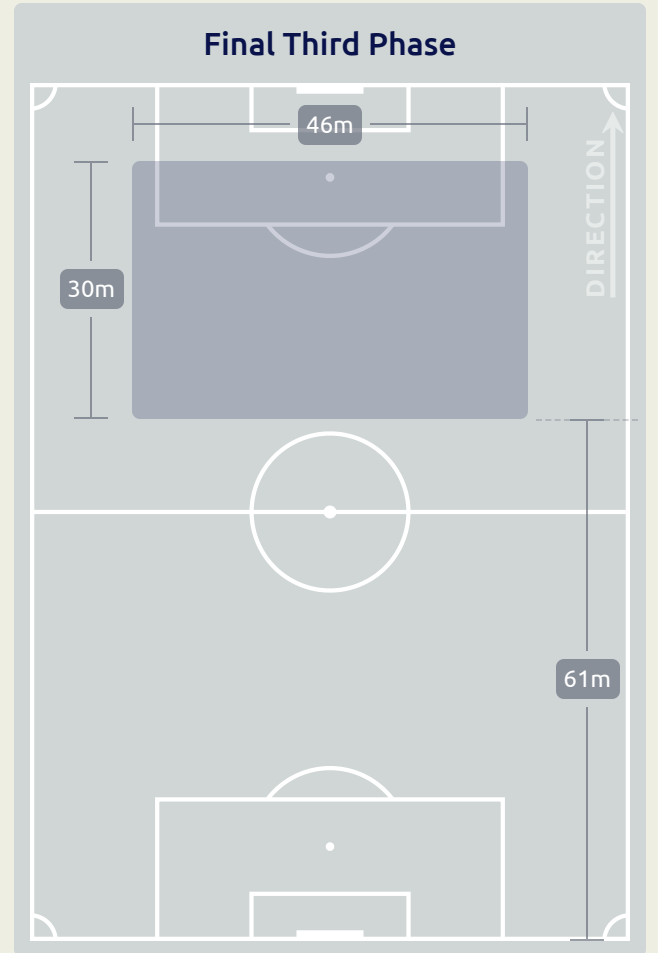
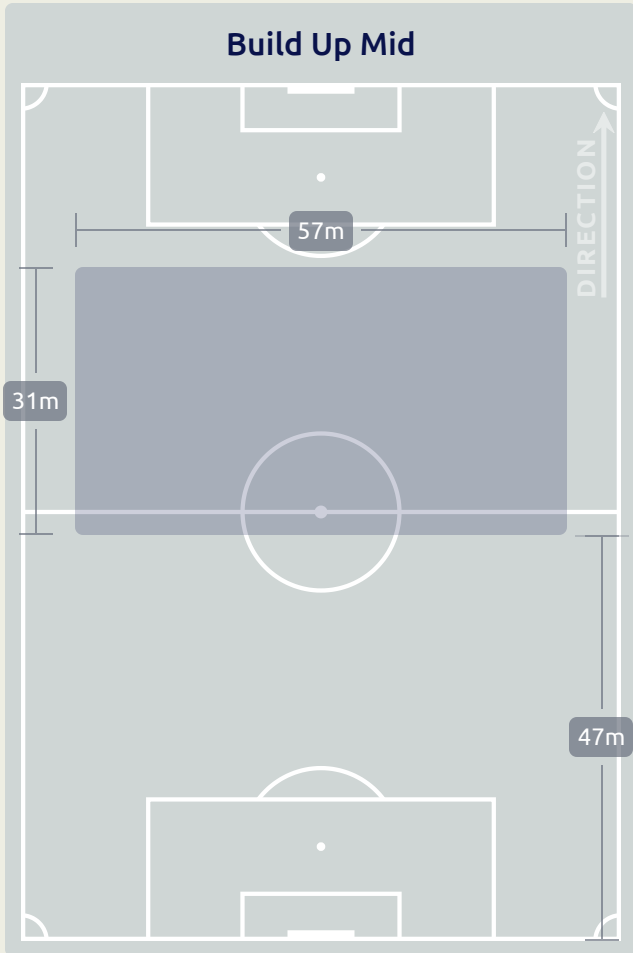
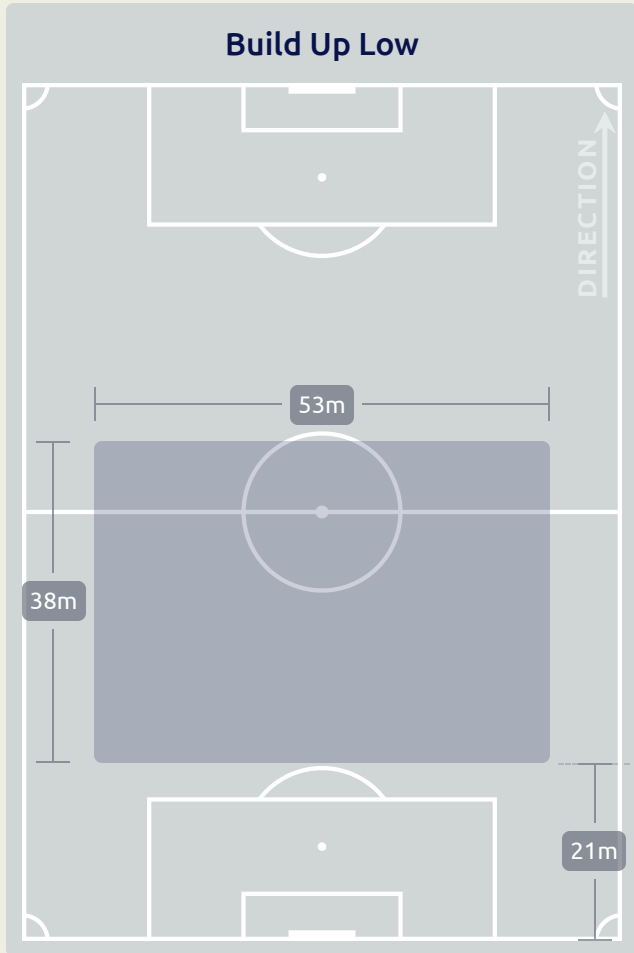
IN POSSESSION



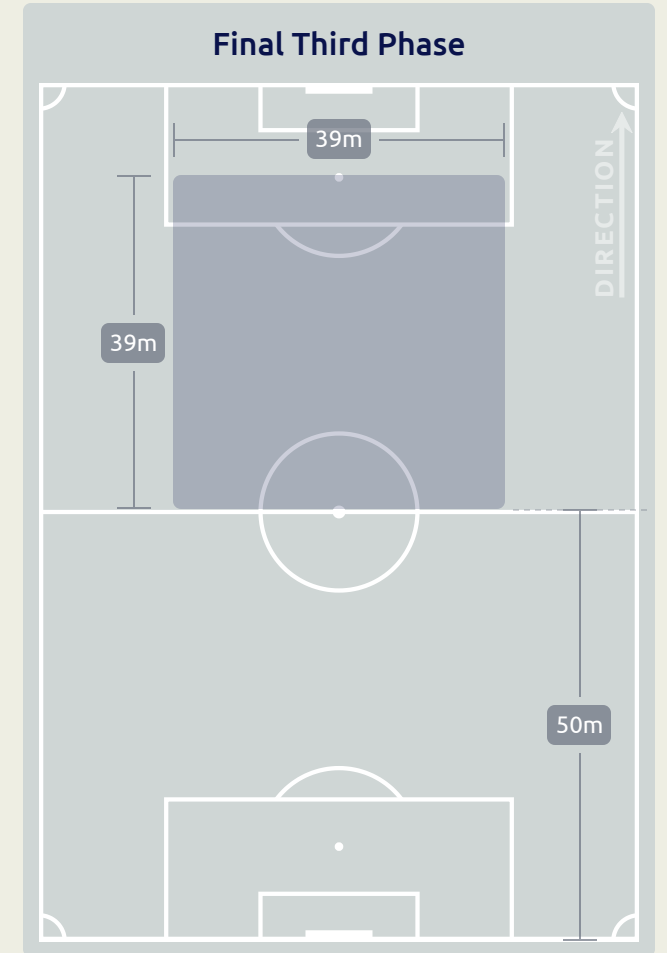
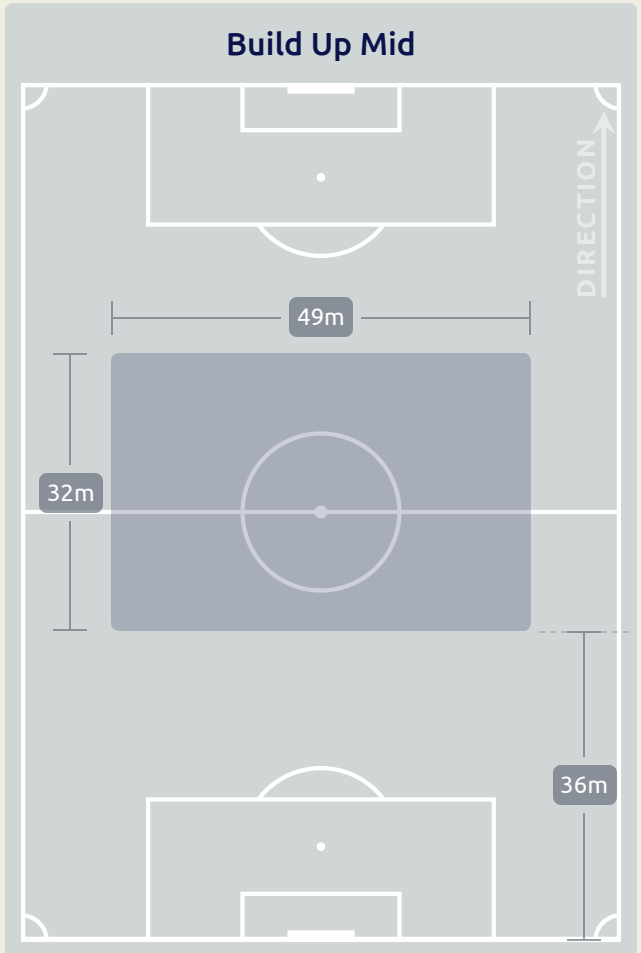
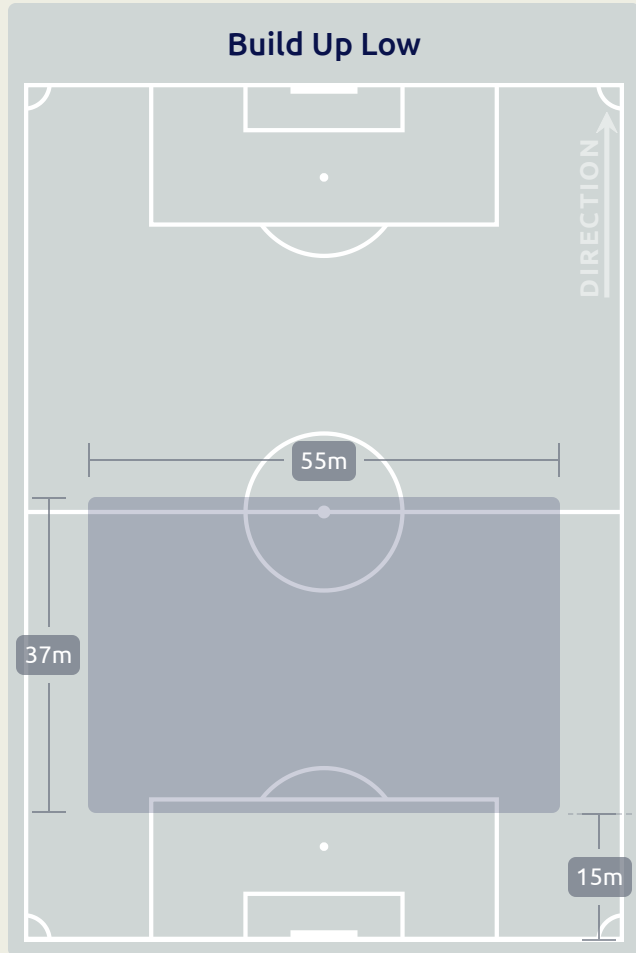
USA v Fiji



In Possession Line Height & Team Length



In Possession Line Height & Team Length



Line Breaks

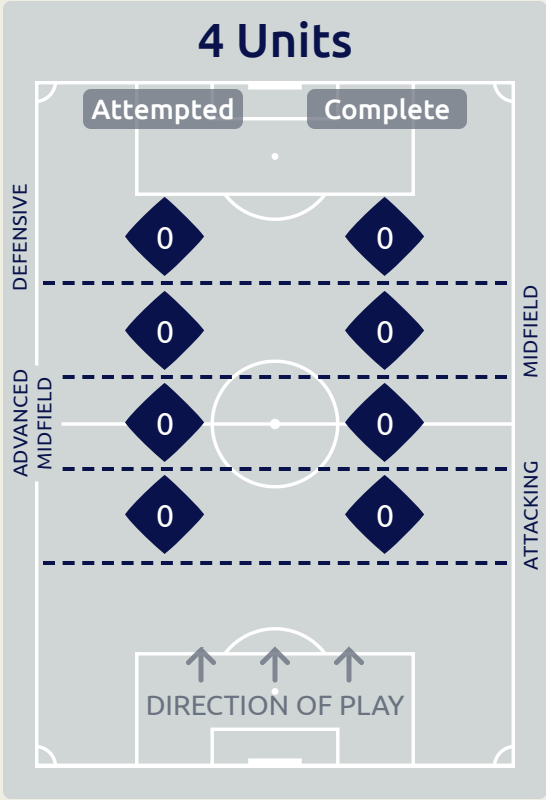


Attempted Line Breaks
144

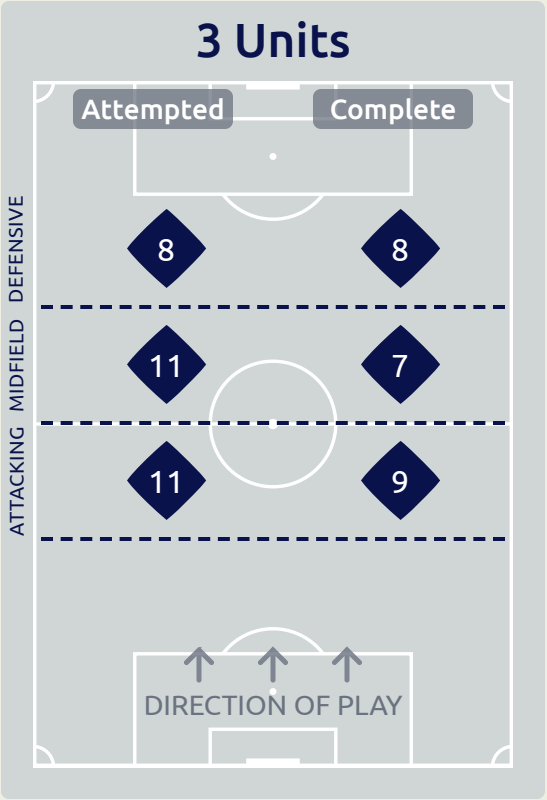
35 Attempted
29 Complete

51 Attempted
44 Complete

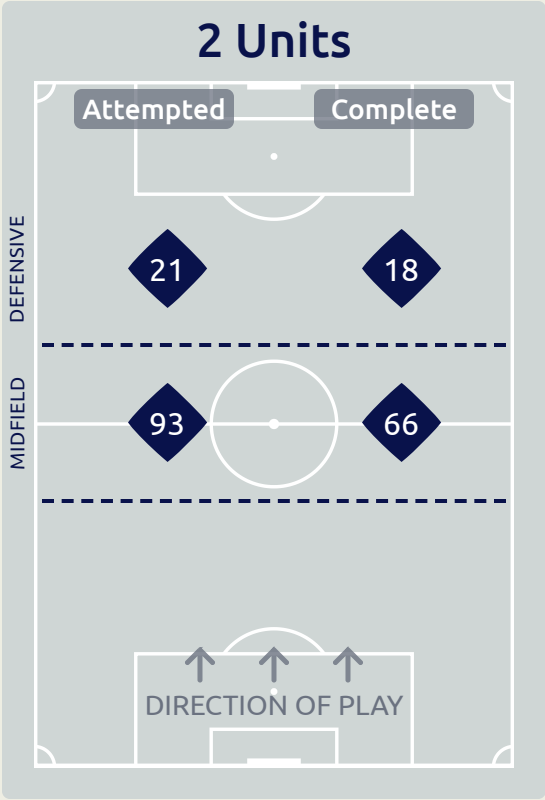
58 Attempted
35 Complete



Attempted Line Breaks 0
 Inside Shape 0
 Outside Shape 0



Attempted Line Breaks 30
 Inside Shape 14
 Outside Shape 16

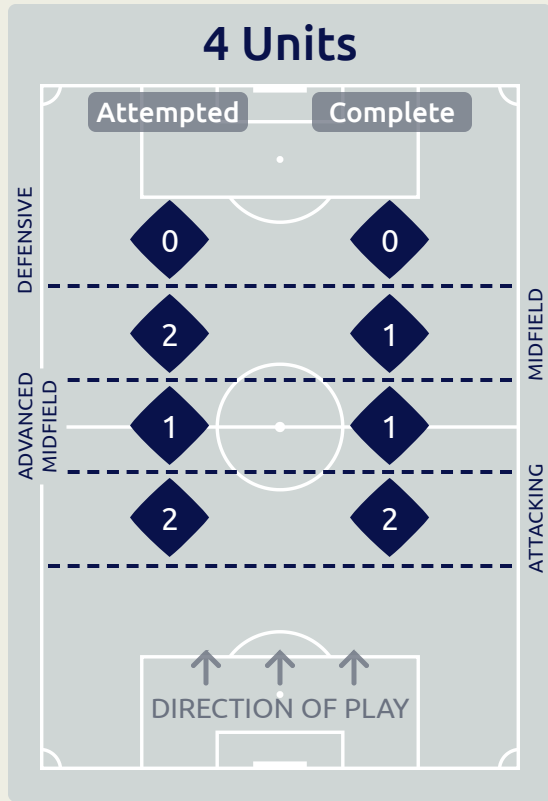


Attempted Line Breaks 114
 Inside Shape 66
 Outside Shape 48

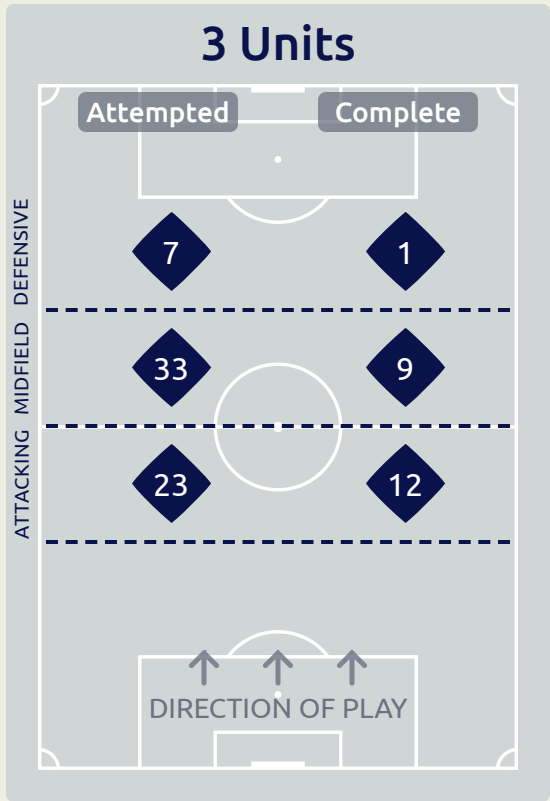
Line Breaks



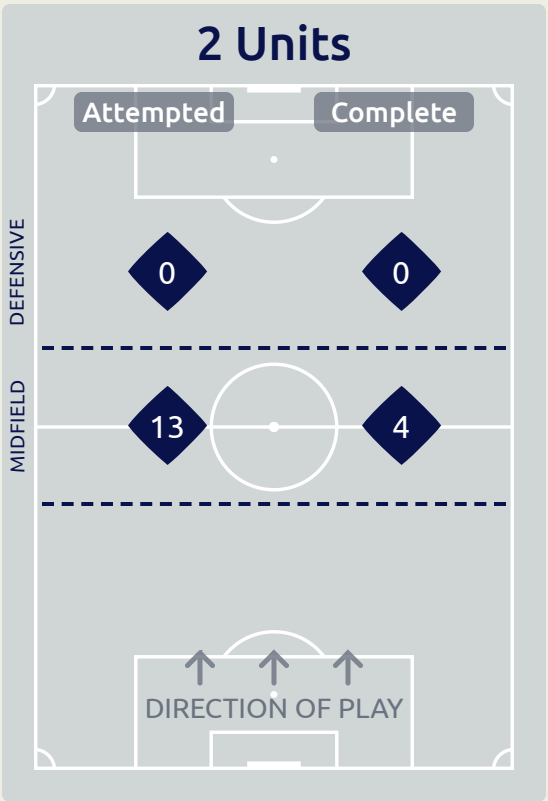
Attempted Line Breaks
81



Attempted Line Breaks	5
Inside Shape	1
Outside Shape	4



Attempted Line Breaks	63
Inside Shape	51
Outside Shape	12



Attempted Line Breaks	13
Inside Shape	12
Outside Shape	1



Line Breaks

					4 Units				3 Units			2 Units		Direction			Distribution Type		
#	Player	Line Breaks Attempted	Line Breaks Completed	Line Break Completion %	Attacking Line	Attacking Midfield Line	Midfield Line	Defensive Line	Attacking Line	Midfield Line	Defensive Line	Midfield Line	Defensive Line	Through	Around	Over	Pass	Cross	Ball Progression
1	SLONINA Gaga	1	1	100%	0	0	0	0	0	0	0	1	0	0	0	1	1	0	0
2	HALLIDAY Michael	10	8	80%	0	0	0	0	1	1	1	6	1	1	8	1	10	0	0
5	CRAIG Brandan	19	14	73%	0	0	0	0	3	1	1	12	2	4	5	10	19	0	0
6	EDELMAN Daniel	7	7	100%	0	0	0	0	1	0	0	6	0	4	2	1	7	0	0
7	SULLIVAN Quinn	4	3	75%	0	0	0	0	0	0	0	2	2	1	2	1	4	0	0
8	McGLYNN Jack	36	25	69%	0	0	0	0	0	2	1	24	9	2	8	26	31	4	1
9	COWELL Cade	9	6	66%	0	0	0	0	0	0	3	5	1	3	4	2	6	3	0
13	GOMEZ Jonathan	12	9	75%	0	0	0	0	0	2	1	7	2	2	4	6	8	4	0
14	FERKRANUS Marcus	8	7	87%	0	0	0	0	4	1	0	3	0	2	4	2	8	0	0
16	WOLFF Owen	6	4	66%	0	0	0	0	0	2	0	4	0	3	1	2	6	0	0
19	YAPI Darren	1	1	100%	0	0	0	0	0	0	0	0	1	0	0	1	1	0	0
3	WILEY Caleb	3	2	66%	0	0	0	0	0	0	0	2	1	0	2	1	3	0	0
10	LUNA Diego	5	5	100%	0	0	0	0	0	0	0	5	0	2	2	1	5	0	0
15	TSAKIRIS Niko	16	9	56%	0	0	0	0	2	2	0	10	2	8	6	2	15	0	1
18	VARGAS Obed	7	7	100%	0	0	0	0	0	0	1	6	0	3	3	1	7	0	0



Line Breaks

					4 Units				3 Units			2 Units		Direction			Distribution Type		
#	Player	Line Breaks Attempted	Line Breaks Completed	Line Break Completion %	Attacking Line	Attacking Midfield Line	Midfield Line	Defensive Line	Attacking Line	Midfield Line	Defensive Line	Midfield Line	Defensive Line	Through	Around	Over	Pass	Cross	Ball Progression
1	MUSTAHIB Aydin	23	9	39%	2	0	0	0	9	7	0	5	0	1	0	22	23	0	0
2	RAVAI Peter	3	2	66%	0	0	0	0	1	2	0	0	0	0	0	3	3	0	0
4	AIYAS Abudullah	8	2	25%	0	0	0	0	1	4	2	1	0	2	0	6	8	0	0
5	SAQIRI Sakiusa	0	0	0%	0	0	0	0	0	0	0	0	0	0	0	0	0	0	0
6	DUNN Thomas	5	2	40%	0	0	0	0	1	2	2	0	0	1	0	4	5	0	0
7	KHAN Arshad	4	1	25%	0	0	1	0	3	0	0	0	0	2	1	1	3	0	1
9	ALI Faazil	1	1	100%	0	0	0	0	0	1	0	0	0	0	0	1	1	0	0
10	BEGG Nabil	4	1	25%	0	0	0	0	0	4	0	0	0	4	0	0	3	0	1
16	KUBU Geary	7	4	57%	0	0	0	0	4	3	0	0	0	0	3	4	7	0	0
17	RAHEEM Mohammed	13	3	23%	0	0	1	0	2	5	1	4	0	1	0	12	12	0	1
21	VASCONCELLOS Sterling	9	4	44%	0	1	0	0	2	3	1	2	0	3	0	6	9	0	0
3	MATAU Eneriko	2	0	0%	0	0	0	0	0	2	0	0	0	0	1	1	2	0	0
11	RAZOOOL Gulam	0	0	0%	0	0	0	0	0	0	0	0	0	0	0	0	0	0	0
14	RABUKA Apisai	1	0	0%	0	0	0	0	0	0	1	0	0	1	0	0	1	0	0
18	NAVOCE Samuela	1	1	100%	0	0	0	0	0	0	0	1	0	0	0	1	1	0	0



Passing Networks

#	Passes From ↓ to →	SLONINA Gaga	HALLIDAY Michael	CRAIG Brandan	EDELMAN Daniel	SULLIVAN Quinn	McGLYNN Jack	COWELL Cade	GOMEZ Jonathan	FERKRANUS Marcus	WOLFF Owen	YAPI Darren	WILEY Caleb	LUNA Diego	TSAKIRIS Niko	VARGAS Obed
1	SLONINA Gaga		0	6	2	0	3	1	0	6	0	0	0	0	0	1
2	HALLIDAY Michael	1		1	5	4	4	1	1	8	2	1	1	2	4	3
5	CRAIG Brandan	4	4		2	0	20	6	8	13	4	1	0	2	5	2
6	EDELMAN Daniel	1	1	8		3	6	2	0	5	4	2	0	4	5	0
7	SULLIVAN Quinn	0	1	0	0		1	1	0	1	3	0	0	0	0	0
8	McGLYNN Jack	1	3	10	9	0		8	11	13	1	1	0	9	4	4
9	COWELL Cade	0	1	2	0	0	6		0	1	0	2	0	5	1	0
13	GOMEZ Jonathan	0	1	4	0	0	10	5		2	1	0	2	4	2	0
14	FERKRANUS Marcus	2	10	26	6	3	10	3	2		1	0	0	2	4	4
16	WOLFF Owen	0	0	1	3	4	0	0	1	3		0	0	0	0	0
19	YAPI Darren	0	0	0	0	1	0	0	2	1	1		0	0	0	0
3	WILEY Caleb	0	0	1	0	0	1	0	3	0	0	0		1	0	0
10	LUNA Diego	0	1	3	2	0	5	2	4	3	0	1	0		5	0
15	TSAKIRIS Niko	0	3	3	10	0	3	0	5	8	0	0	0	2		0
18	VARGAS Obed	1	0	4	0	0	0	1	3	2	0	0	2	1	1	

Top 5 Player to Player Passers		
Player	Passed To	% of Total Team Passes
FERKRANUS Marcus	CRAIG Brandan	5.4%
CRAIG Brandan	McGLYNN Jack	4.2%
CRAIG Brandan	FERKRANUS Marcus	2.7%
McGLYNN Jack	FERKRANUS Marcus	2.7%
McGLYNN Jack	GOMEZ Jonathan	2.3%



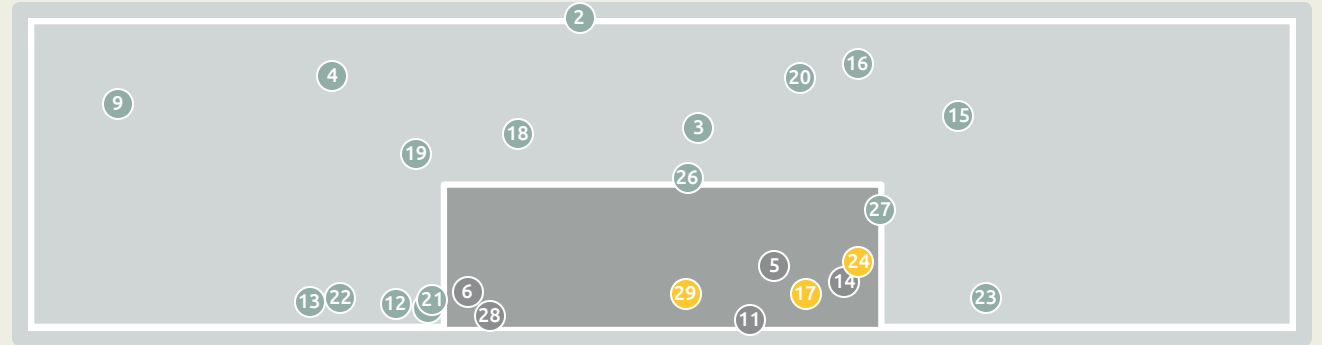
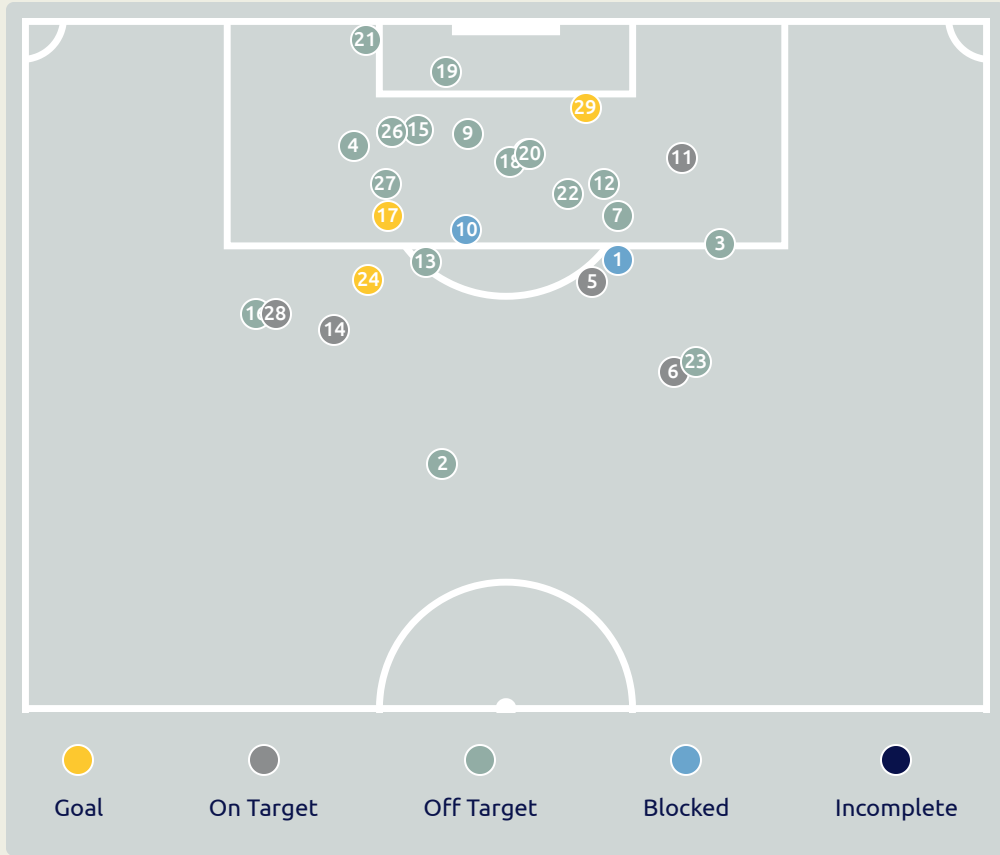
Passing Networks

#	Passes From ↓ to →	MUSTAHIIB Aydin	RAVAI Peter	AIYAS Abudullah	SAQIRI Sakiusa	DUNN Thomas	KHAN Arshad	ALI Faazil	BEGG Nabil	KUBU Geary	RAHEEM Mohammed	VASCONCELLOS Sterling	MATAU Eneriko	RAZOOOL Gulam	RABUKA Apisai	NAVOCE Samuela
1	MUSTAHIIB Aydin		0	1	0	0	2	1	1	2	2	6	1	0	1	0
2	RAVAI Peter	1		1	1	0	0	0	0	1	1	3	0	0	1	0
4	AIYAS Abudullah	0	0		0	2	0	0	2	1	3	1	0	0	1	0
5	SAQIRI Sakiusa	0	1	0		0	0	0	0	0	0	0	0	0	0	0
6	DUNN Thomas	0	1	1	0		1	0	1	1	2	0	0	0	0	1
7	KHAN Arshad	0	0	0	0	3		0	1	0	0	0	0	0	0	0
9	ALI Faazil	0	0	2	1	1	0		0	0	0	1	0	0	0	0
10	BEGG Nabil	0	0	2	1	1	0	1		0	2	1	0	1	0	0
16	KUBU Geary	0	0	1	0	0	2	0	0		0	3	0	0	0	0
17	RAHEEM Mohammed	0	1	2	1	0	0	0	4	0		0	0	0	0	0
21	VASCONCELLOS Sterling	5	2	2	0	0	0	1	1	0	0		1	0	0	0
3	MATAU Eneriko	0	0	0	0	0	0	0	0	0	0	0		0	0	0
11	RAZOOOL Gulam	0	0	0	0	1	0	0	0	0	0	0	0		0	0
14	RABUKA Apisai	0	0	0	0	0	0	0	0	0	0	0	0	0		0
18	NAVOCE Samuela	0	0	1	0	0	0	0	0	0	0	1	0	0	0	

Top 5 Player to Player Passers		
Player	Passed To	% of Total Team Passes
MUSTAHIIB Aydin	VASCONCELLOS Sterling	6.2%
VASCONCELLOS Sterling	MUSTAHIIB Aydin	5.2%
RAHEEM Mohammed	BEGG Nabil	4.1%
RAVAI Peter	VASCONCELLOS Sterling	3.1%
AIYAS Abudullah	RAHEEM Mohammed	3.1%



Attempts at Goal



Key	Outcome	Shots
●	Goals	3
●	On Target	5
●	Off Target	17
●	Blocked	4
●	Incomplete	0



Attempts at Goal


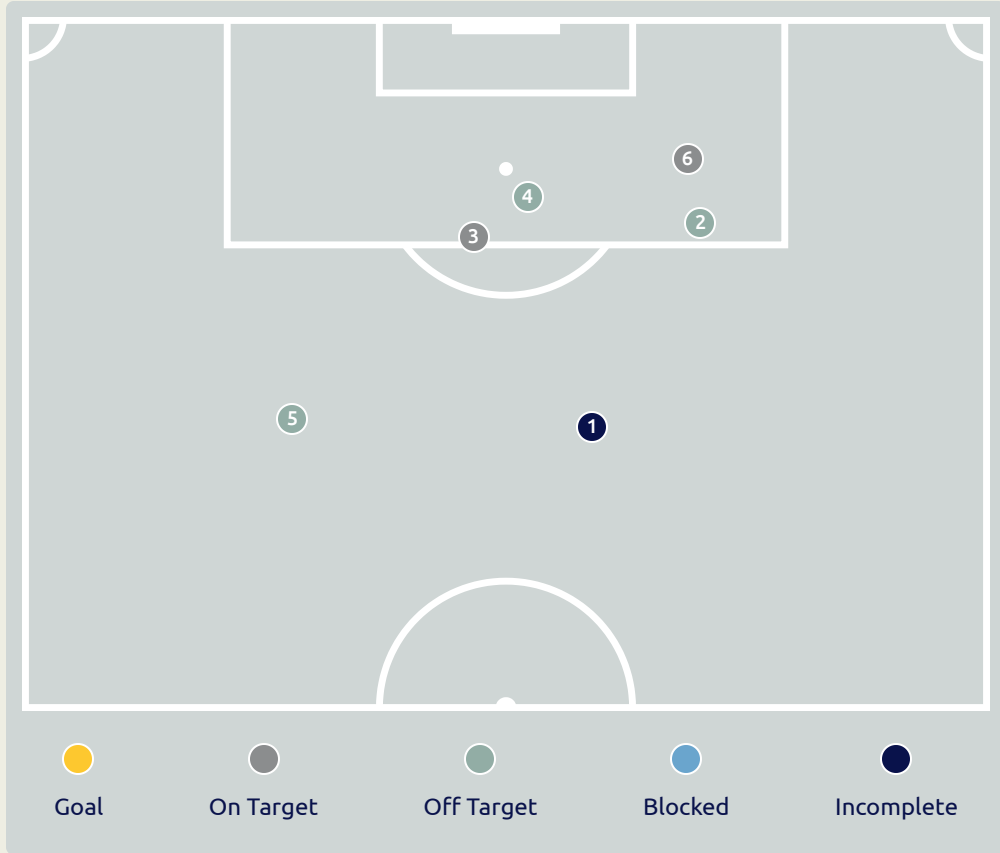
Time	Player	Outcome	Body Part	Delivery Type
9	16 WOLFF Owen	Incomplete - Blocked	Right Foot	Loose Ball
12	5 CRAIG Brandan	Off Target	Right Foot	Pass
13	7 SULLIVAN Quinn	Off Target	Right Foot	Pass
14	9 COWELL Cade	Off Target	Left Foot	Pass
16	9 COWELL Cade	On Target - Saved	Right Foot	Ball Progression
19	8 McGLYNN Jack	On Target - Saved	Left Foot	Freekick
19	7 SULLIVAN Quinn	Off Target	Right Foot	Pass
26	5 CRAIG Brandan	Incomplete - Blocked	Right Foot	Loose Ball
31	14 FERKRANUS Marcus	Deflected Off Target - Defensive Event	Left Foot	Pass
33	19 YAPI Darren	Incomplete - Blocked	Right Foot	Loose Ball
33	7 SULLIVAN Quinn	On Target - Saved	Right Foot	Pass
39	19 YAPI Darren	Off Target	Right Foot	Pass
50	10 LUNA Diego	Deflected Off Target - Defensive Event	Left Foot	Pass
51	9 COWELL Cade	On Target - Saved	Right Foot	Other
56	9 COWELL Cade	Off Target	Left Foot	Pass
62	10 LUNA Diego	Off Target	Right Foot	Pass
65	10 LUNA Diego	On Target - Goal	Right Foot	Pass








Attempts at Goal

Time	Player	Outcome	Body Part	Delivery Type
66	10 LUNA Diego	Off Target	Left Foot	Cross
68	19 YAPI Darren	Off Target	Left Foot	Cross
72	19 YAPI Darren	Off Target	Head	Pass
73	13 GOMEZ Jonathan	Off Target	Left Foot	Pass
76	9 COWELL Cade	Off Target	Left Foot	Cross
77	8 McGLYNN Jack	Off Target	Left Foot	Pass
87	9 COWELL Cade	On Target - Goal	Right Foot	Pass
90	9 COWELL Cade	Incomplete - Blocked	Right Foot	Cross
90	9 COWELL Cade	Off Target	Right Foot	Other
92	9 COWELL Cade	Off Target	Right Foot	Pass
98	5 CRAIG Brandan	On Target - Saved	Right Foot	Freekick
98	3 WILEY Caleb	On Target - Goal	Right Foot	Other

Attempts at Goal



Key	Outcome	Shots
	Goals	0
	On Target	2
	Off Target	3
	Blocked	0
	Incomplete	1

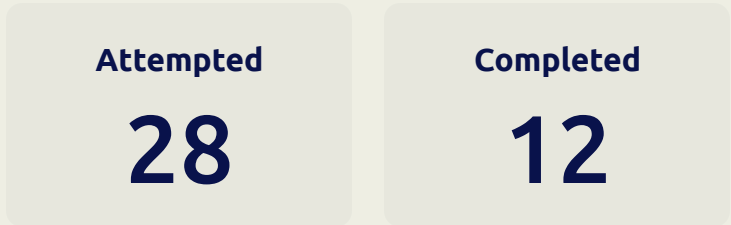
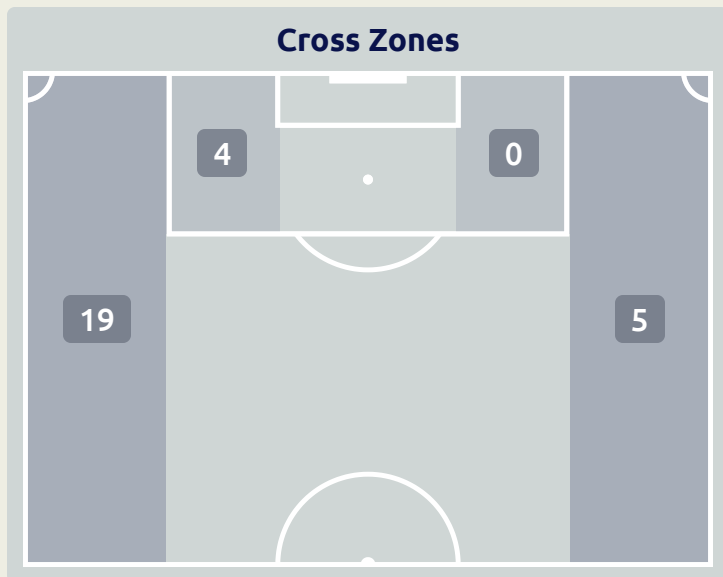
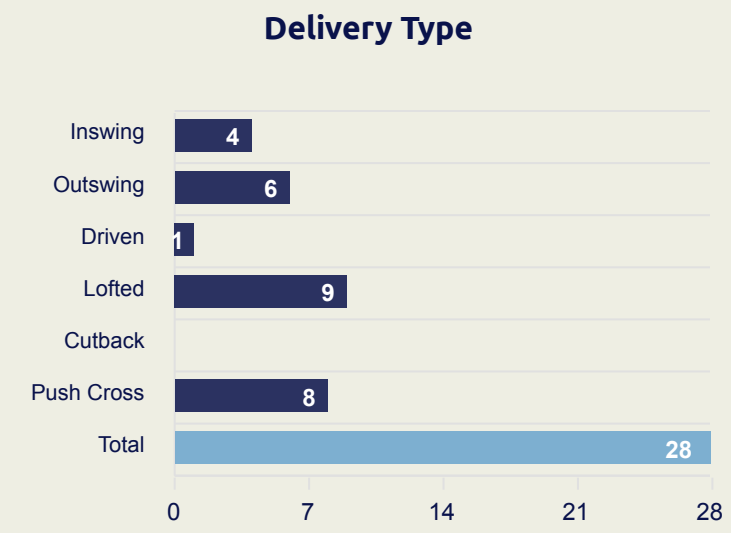
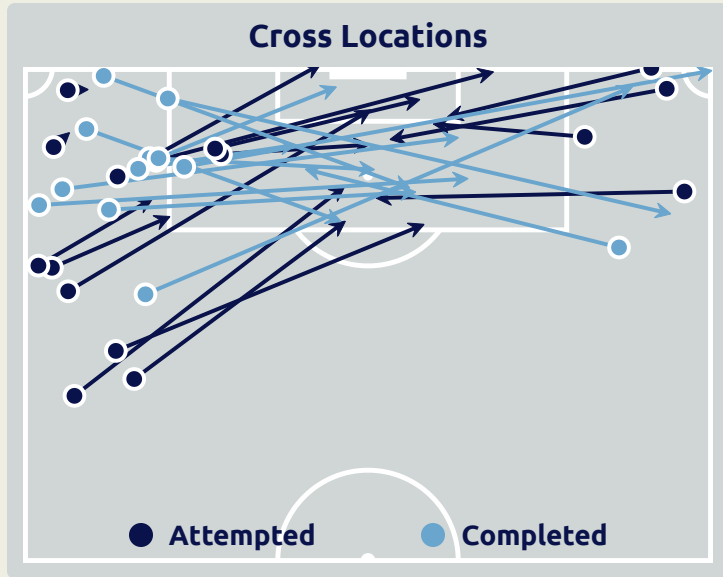


Attempts at Goal

Time	Player	Outcome	Body Part	Delivery Type
37	5 SAQIRI Sakiusa	Incomplete	Right Foot	Pass
44	5 SAQIRI Sakiusa	Off Target	Right Foot	Loose Ball
46	21 VASCONCELLOS Sterling	On Target - Saved	Right Foot	Loose Ball
46	21 VASCONCELLOS Sterling	Off Target	Head	Loose Ball
67	16 KUBU Geary	Off Target	Right Foot	Pass
99	11 RAZOOL Gulam	On Target - Saved	Right Foot	Loose Ball

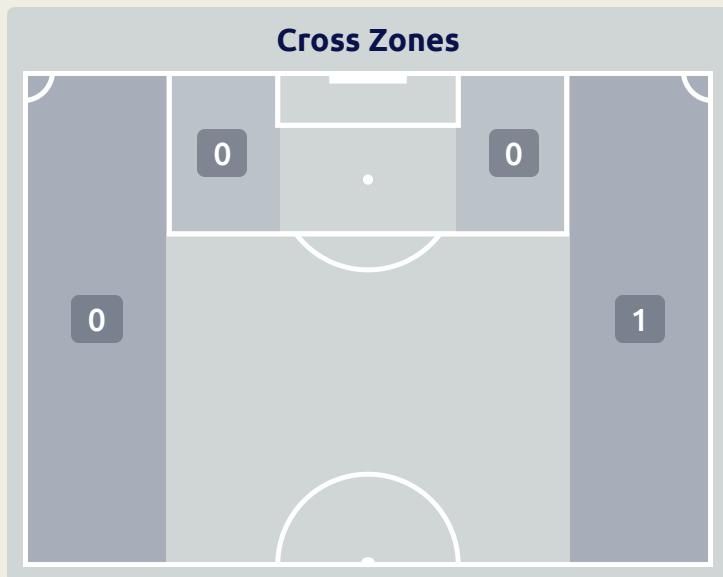
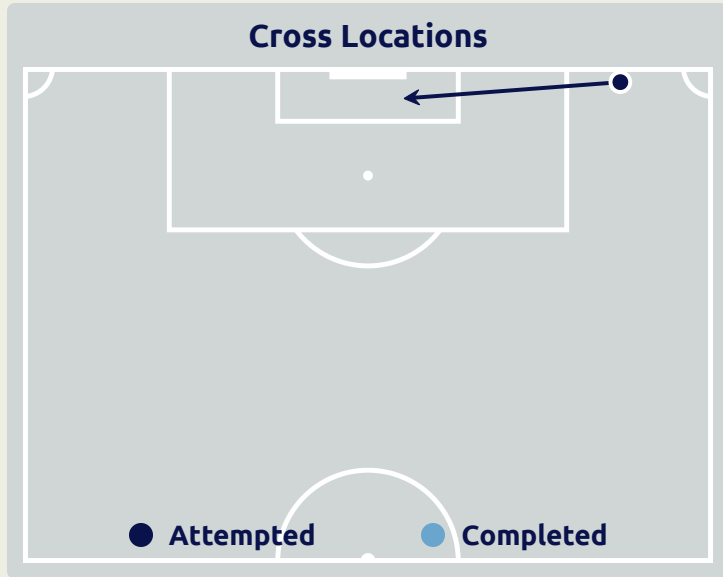


Crosses (Open Play)

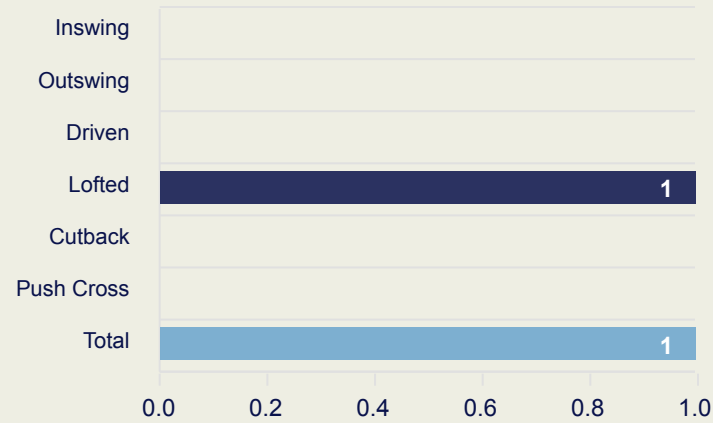


#	Player	Inswing	Outswing	Driven	Lofted	Cutback	Push Cross	Total Attempted
1	SLONINA Gaga	0	0	0	0	0	0	0
2	HALLIDAY Michael	0	0	0	1	0	1	2
5	CRAIG Brandan	0	0	0	0	0	0	0
6	EDELMAN Daniel	0	0	0	0	0	0	0
7	SULLIVAN Quinn	0	0	0	0	0	0	0
8	McGLYNN Jack	0	2	0	2	0	0	4
9	COWELL Cade	2	1	0	1	0	2	6
13	GOMEZ Jonathan	1	3	1	2	0	2	9
14	FERKRANUS Marcus	1	0	0	0	0	0	1
16	WOLFF Owen	0	0	0	1	0	0	1
19	YAPI Darren	0	0	0	1	0	0	1
3	WILEY Caleb	0	0	0	1	0	2	3
10	LUNA Diego	0	0	0	0	0	0	0
15	TSAKIRIS Niko	0	0	0	0	0	1	1
18	VARGAS Obed	0	0	0	0	0	0	0

Crosses (Open Play)



Delivery Type



Attempted

1

Completed

0

Most Crosses Attempted

1

AIYAS Abudullah
DEFENSIVE MIDFIELD CENTRE

#	Player	Inswing	Outswing	Driven	Lofted	Cutback	Push Cross	Total Attempted
1	MUSTAHIB Aydin	0	0	0	0	0	0	0
2	RAVAI Peter	0	0	0	0	0	0	0
4	AIYAS Abudullah	0	0	0	1	0	0	1
5	SAQIRI Sakiusa	0	0	0	0	0	0	0
6	DUNN Thomas	0	0	0	0	0	0	0
7	KHAN Arshad	0	0	0	0	0	0	0
9	ALI Faazil	0	0	0	0	0	0	0
10	BEGG Nabil	0	0	0	0	0	0	0
16	KUBU Geary	0	0	0	0	0	0	0
17	RAHEEM Mohammed	0	0	0	0	0	0	0
21	VASCONCELLOS Sterling	0	0	0	0	0	0	0
3	MATAU Eneriko	0	0	0	0	0	0	0
11	RAZOOOL Gulam	0	0	0	0	0	0	0
14	RABUKA Apisai	0	0	0	0	0	0	0
18	NAVOCE Samuela	0	0	0	0	0	0	0



Offering to Receive

529
Total Offers Made

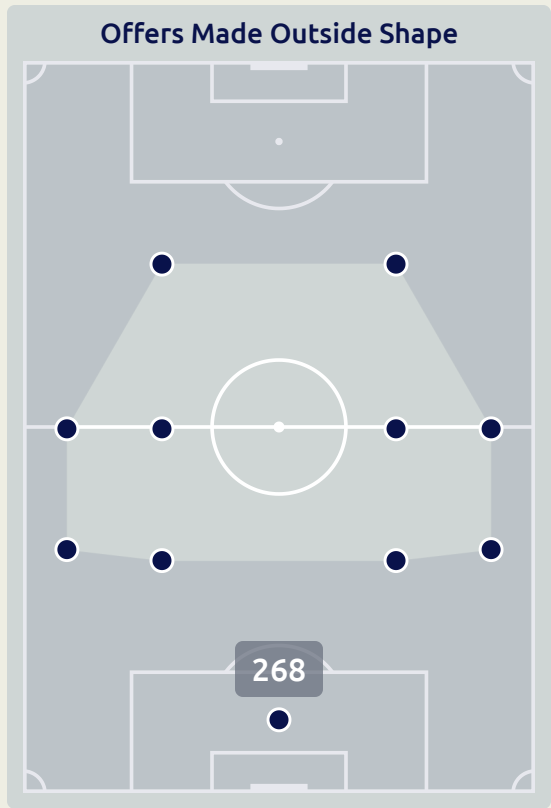
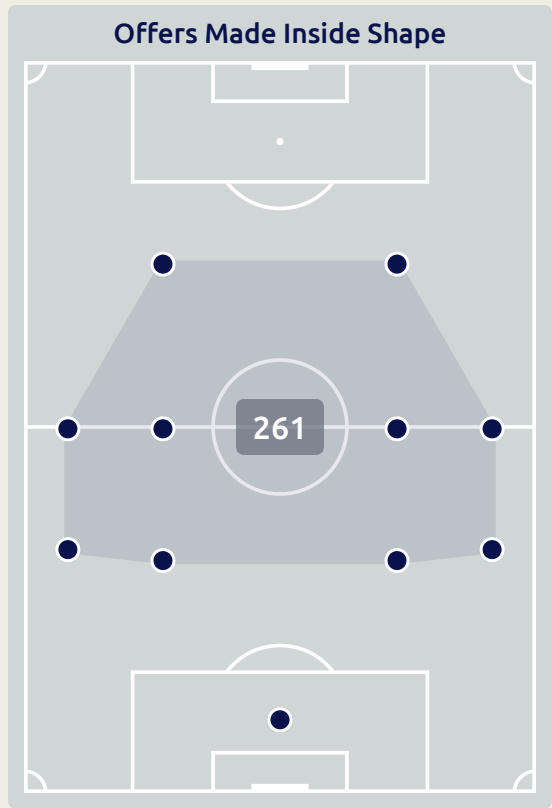
201
Total Offers Received

Most Offers
67
McGLYNN Jack
LEFT CENTRE MIDFIELD

350
Offers Made in Final Third

152
Offers Made in Middle Third

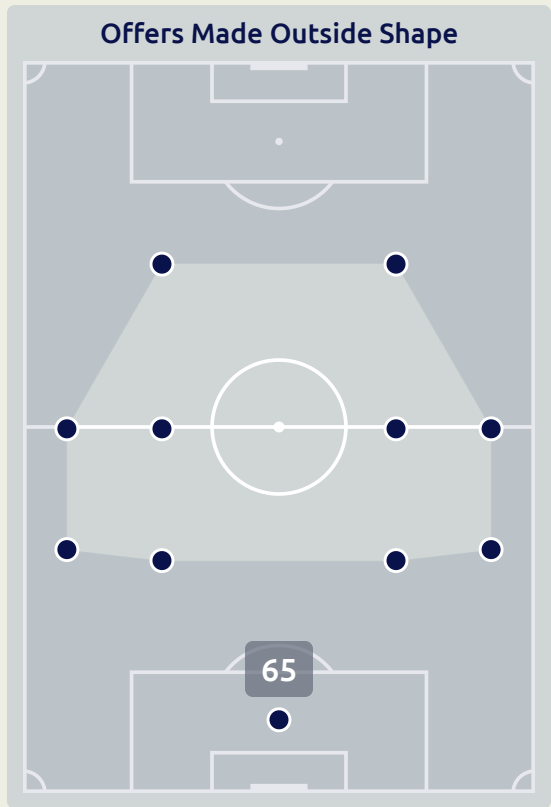
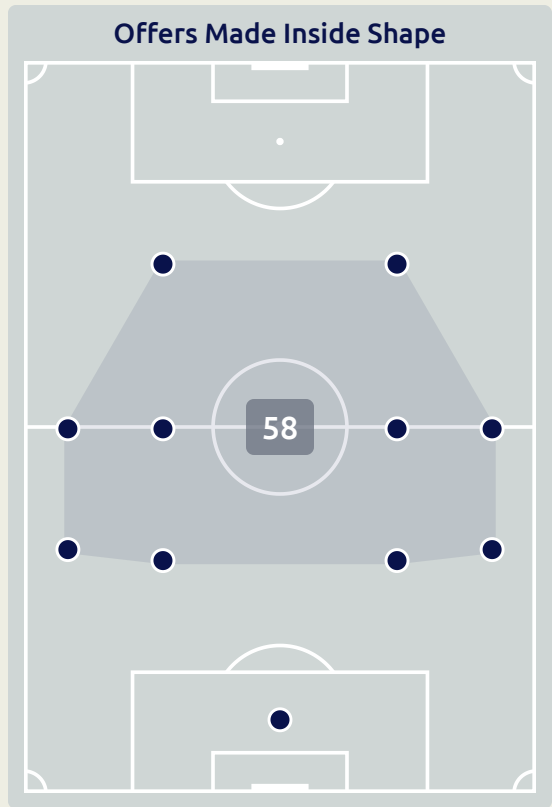
27
Offers Made in Defensive Third



#	Player	Offers Made	Offers Received	% Made & Received
1	SLONINA Gaga	3	1	33.3%
2	HALLIDAY Michael	57	16	28.1%
5	CRAIG Brandan	18	8	44.4%
6	EDELMAN Daniel	42	17	40.5%
7	SULLIVAN Quinn	30	9	30%
8	McGLYNN Jack	67	40	59.7%
9	COWELL Cade	57	23	40.4%
13	GOMEZ Jonathan	39	7	17.9%
14	FERKRANUS Marcus	13	7	53.8%
16	WOLFF Owen	18	2	11.1%
19	YAPI Darren	41	6	14.6%
3	WILEY Caleb	38	12	31.6%
10	LUNA Diego	39	19	48.7%
15	TSAKIRIS Niko	56	28	50%
18	VARGAS Obed	11	6	54.5%



Offering to Receive



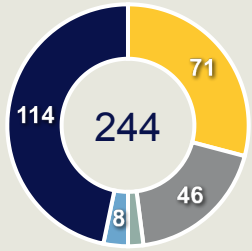
#	Player	Offers Made	Offers Received	% Made & Received
1	MUSTAHIB Aydin	0	0	0%
2	RAVAI Peter	4	2	50%
4	AIYAS Abudullah	29	10	34.5%
5	SAQIRI Sakiusa	3	0	0%
6	DUNN Thomas	26	5	19.2%
7	KHAN Arshad	8	3	37.5%
9	ALI Faazil	4	0	0%
10	BEGG Nabil	15	5	33.3%
16	KUBU Geary	13	6	46.2%
17	RAHEEM Mohammed	8	1	12.5%
21	VASCONCELLOS Sterling	4	3	75%
3	MATAU Eneriko	1	0	0%
11	RAZOOOL Gulam	2	0	0%
14	RABUKA Apisai	2	0	0%
18	NAVOCE Samuela	4	2	50%



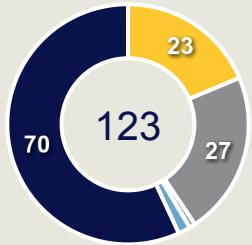
Movement to Receive

Movement Types by Phase

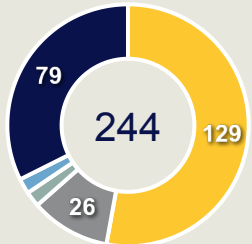
Final Third Phase



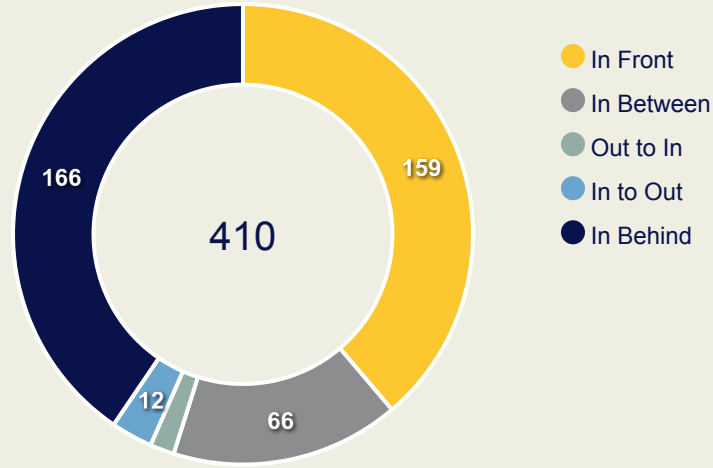
Progression Phase



Build Up Phase



All Movement Types

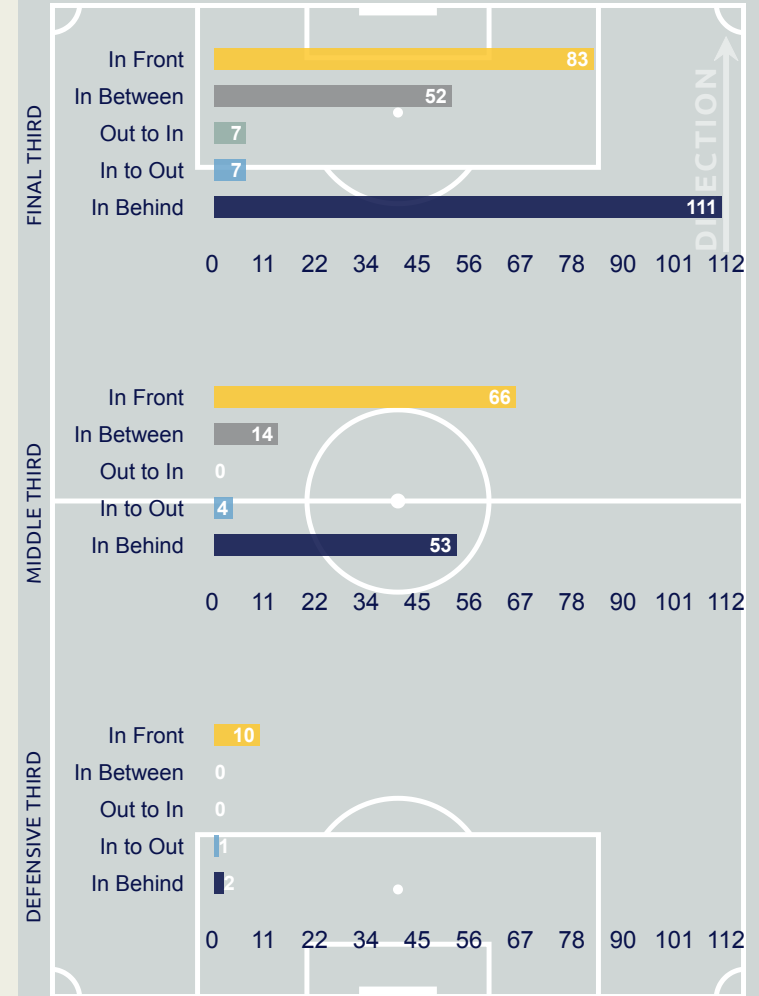


- In Front
- In Between
- Out to In
- In to Out
- In Behind

Top Ranked Players

Type	Player	Movements
In Front	8 McGLYNN Jack	41
In Between	15 TSAKIRIS Niko	12
Out to In	9 COWELL Cade	3
In to Out	3 WILEY Caleb	3
In Behind	2 HALLIDAY Michael	30

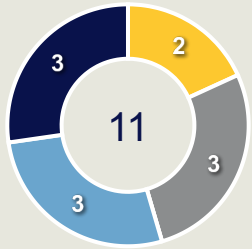
Movement Types Pitch Third



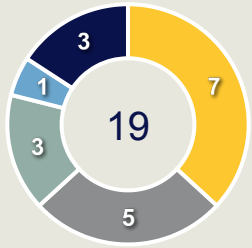
Movement to Receive

Movement Types by Phase

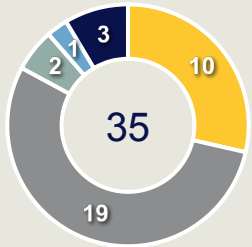
Final Third Phase



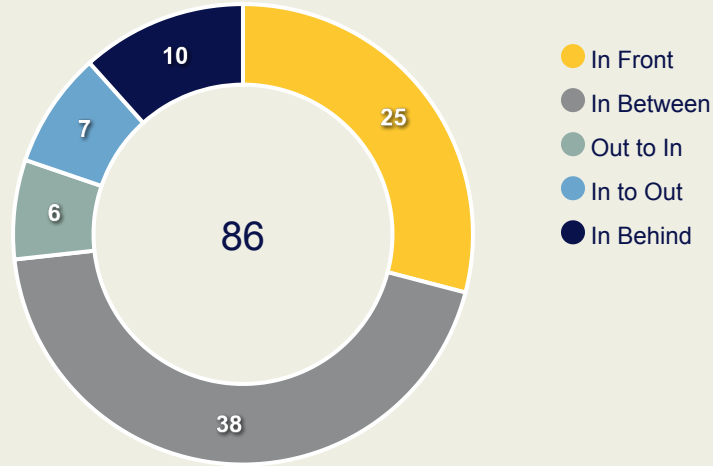
Progression Phase



Build Up Phase



All Movement Types

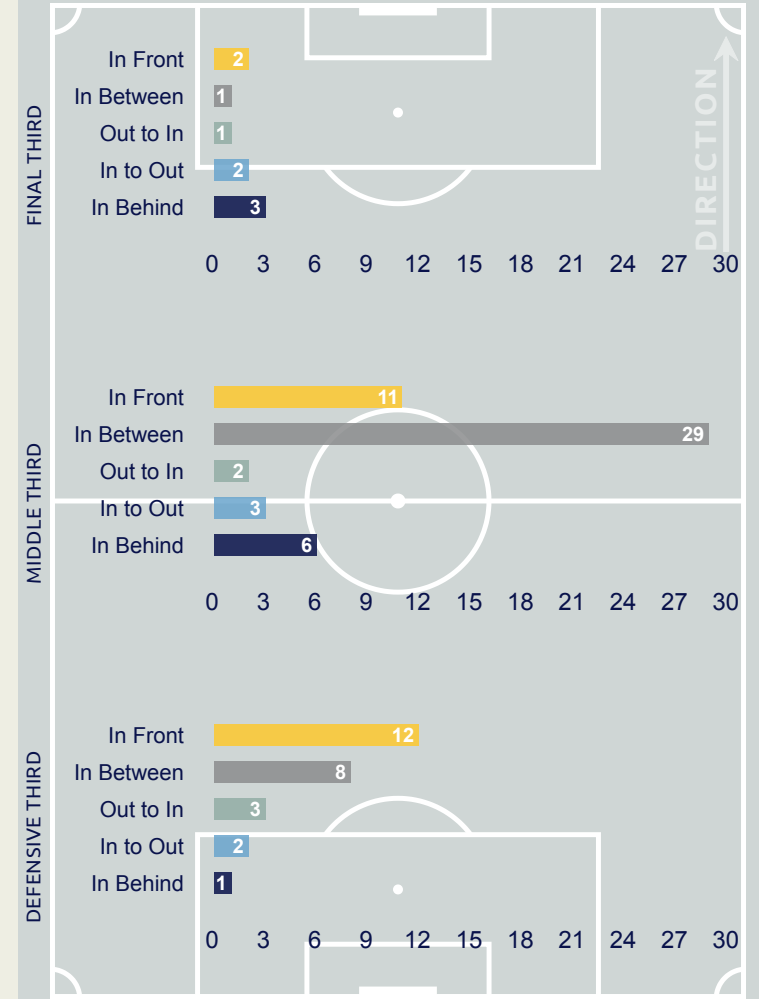


- In Front
- In Between
- Out to In
- In to Out
- In Behind

Top Ranked Players

Type	Player	Movements
In Front	4 AIYAS Abudullah	10
In Between	4 AIYAS Abudullah	13
Out to In	4 AIYAS Abudullah	2
In to Out	10 BEGG Nabil	3
In Behind	5 SAQIRI Sakiusa	3

Movement Types Pitch Third



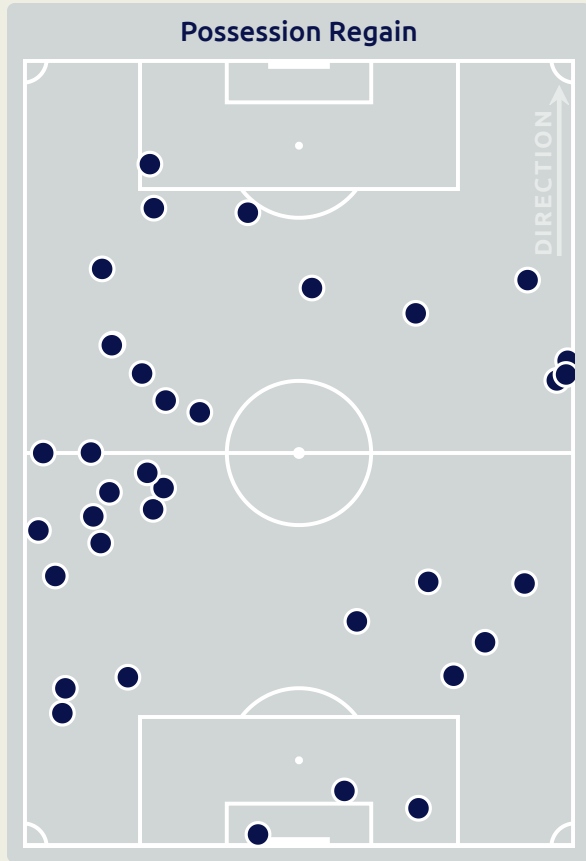
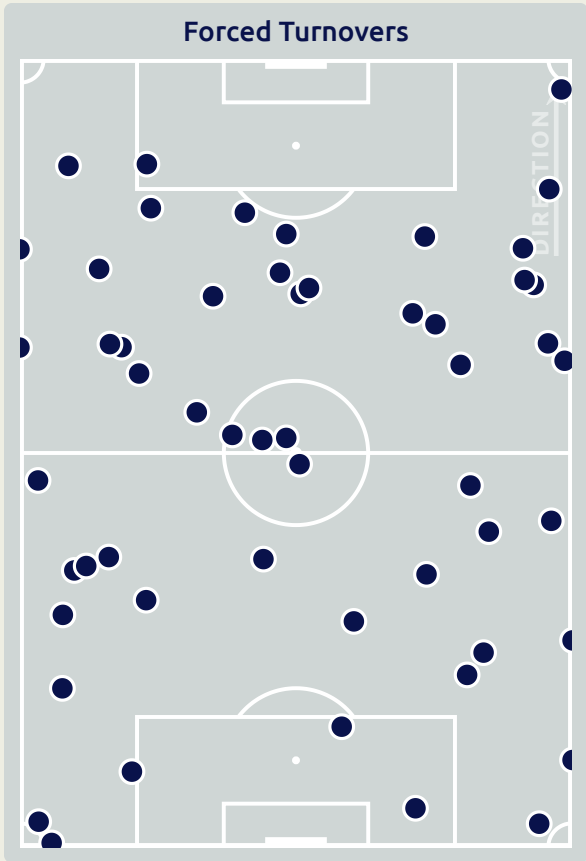
OUT OF POSSESSION



USA v Fiji



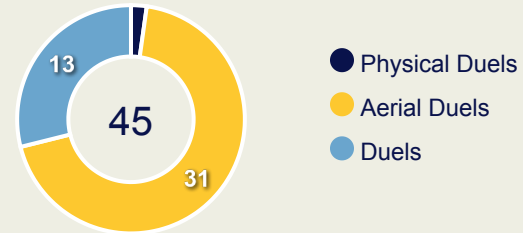
Defensive Actions



Blocks



Possession Contests



Most Possession Regains

8

FERKRANUS Marcus
RIGHT CENTRE BACK

#	Player	Total Possession Regains
1	SLONINA Gaga	3
2	HALLIDAY Michael	3
5	CRAIG Brandon	6
6	EDELMAN Daniel	5
7	SULLIVAN Quinn	0
8	McGLYNN Jack	0
9	COWELL Cade	2
13	GOMEZ Jonathan	4
14	FERKRANUS Marcus	8
16	WOLFF Owen	2
19	YAPI Darren	1
3	WILEY Caleb	1
10	LUNA Diego	1
15	TSAKIRIS Niko	3
18	VARGAS Obed	3



Defensive Actions

76

Forced Turnovers

51

Possession Regained

4

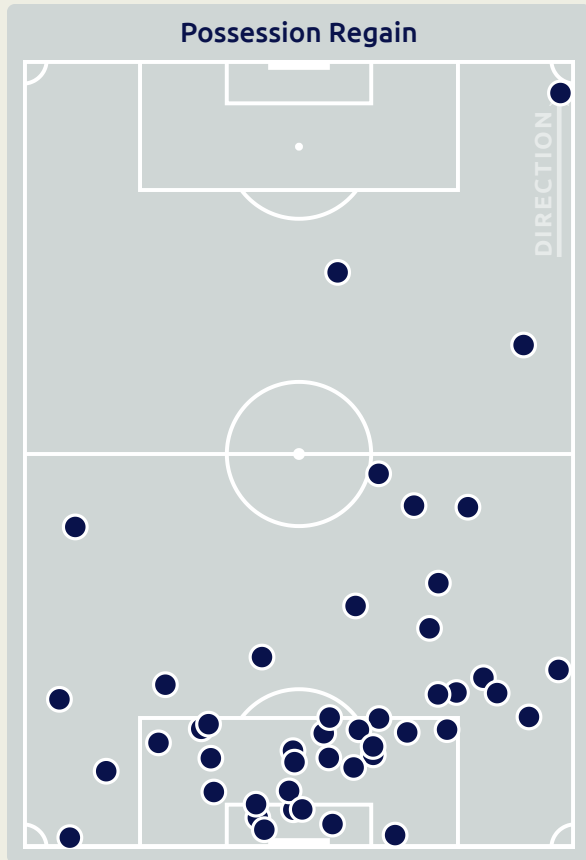
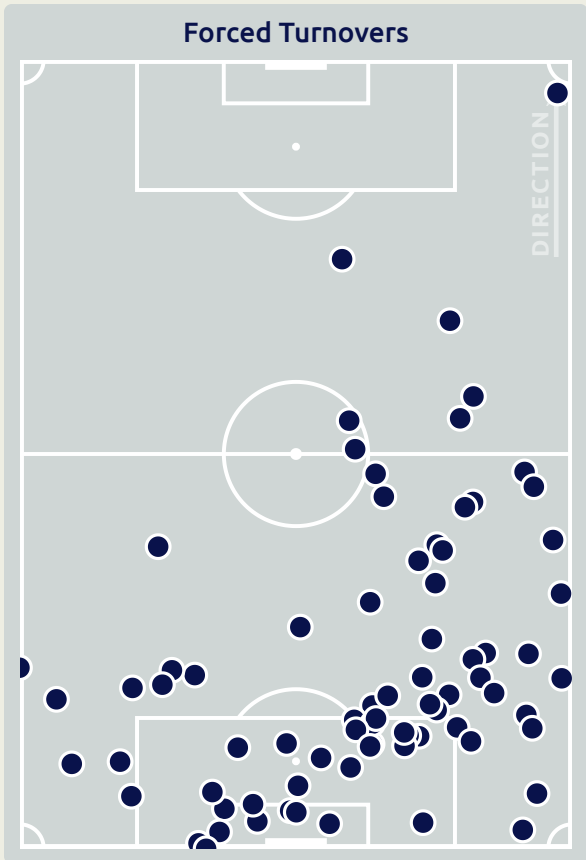
Interceptions

45

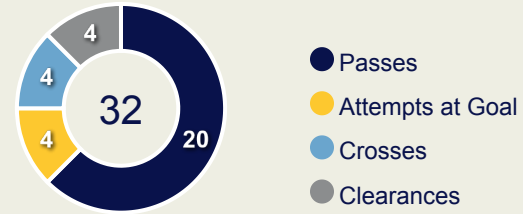
Tackles

1.26

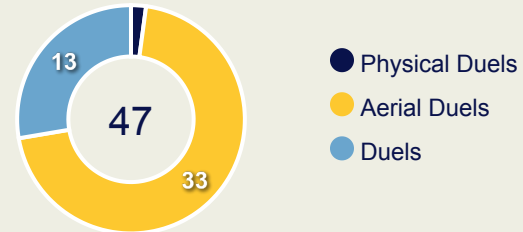
**Possession Actions /
Defensive Action**



Blocks



Possession Contests



Most Possession Regains

8

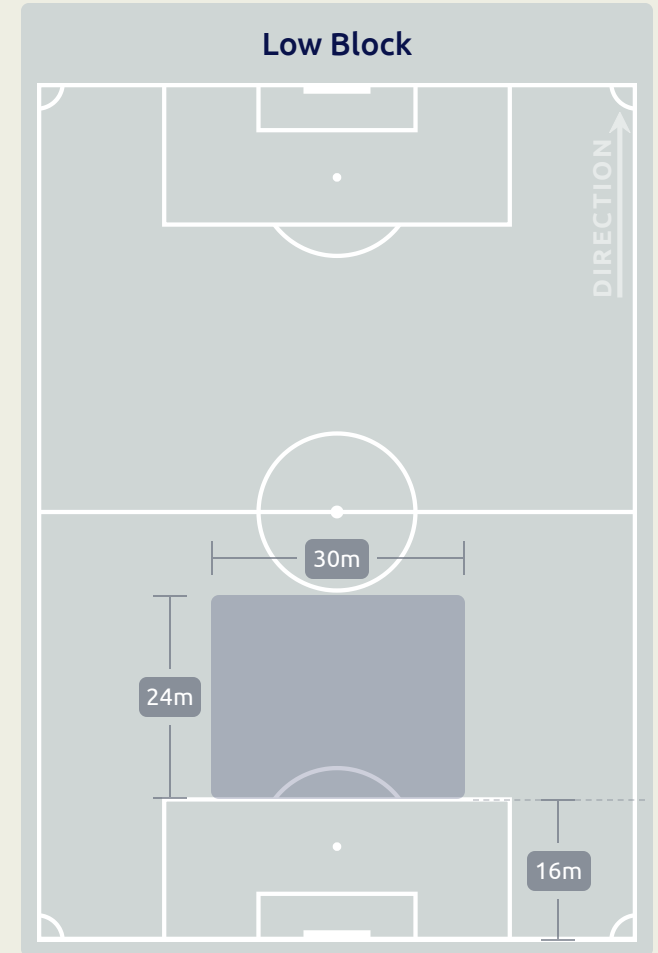
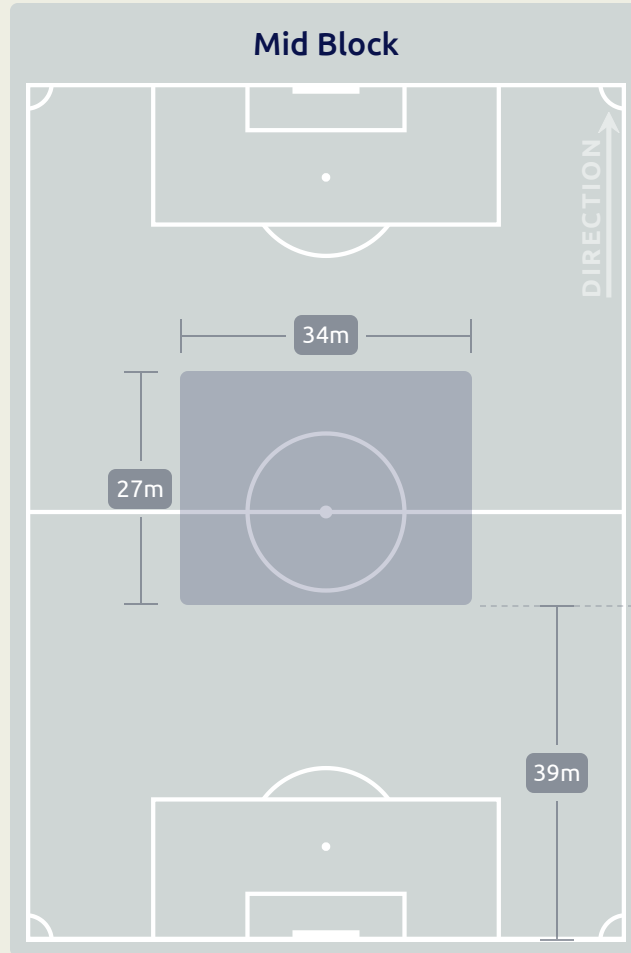
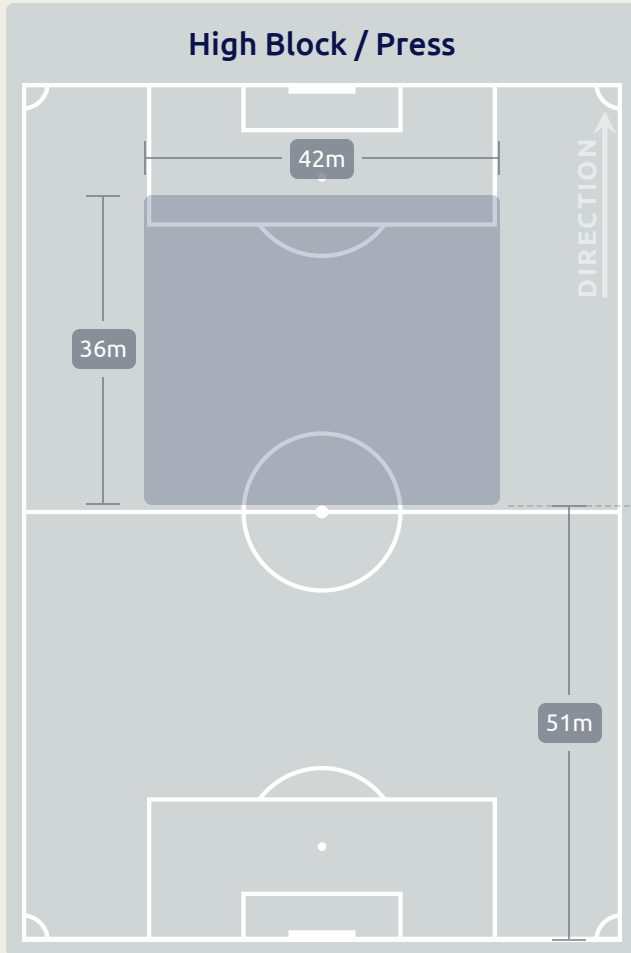
MUSTAHIB Aydin

GOALKEEPER

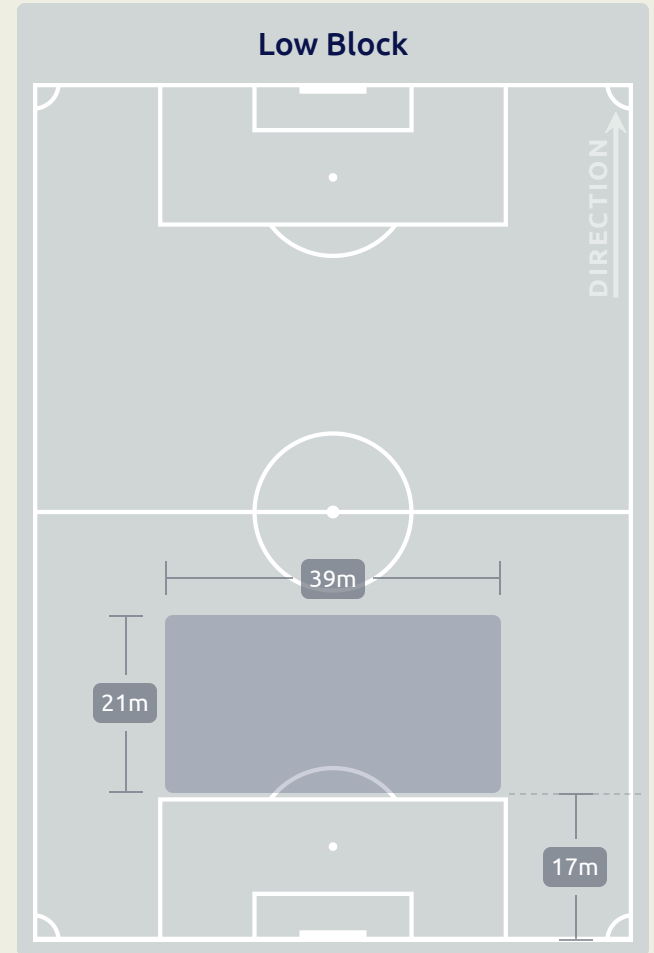
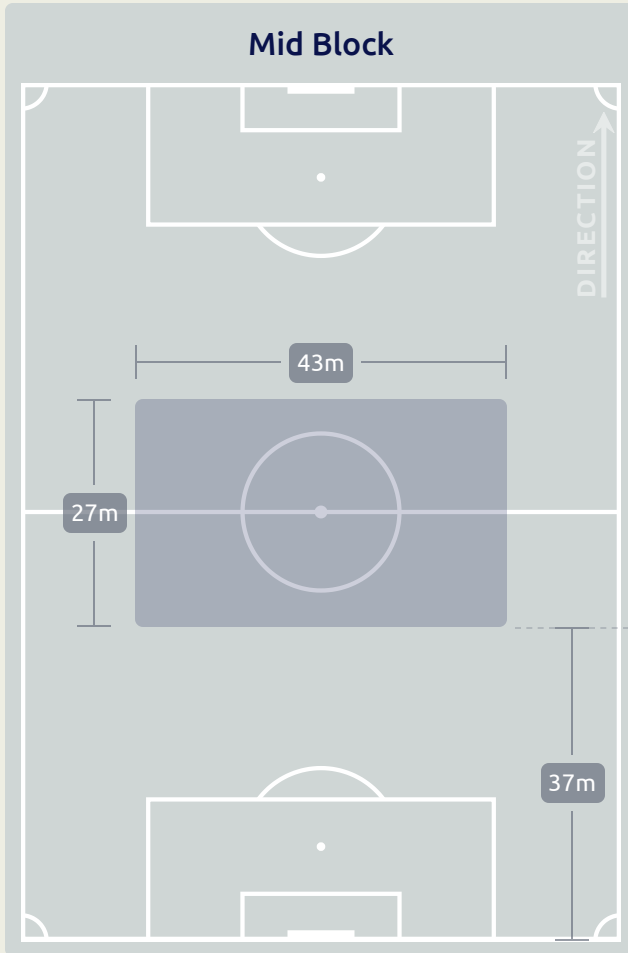
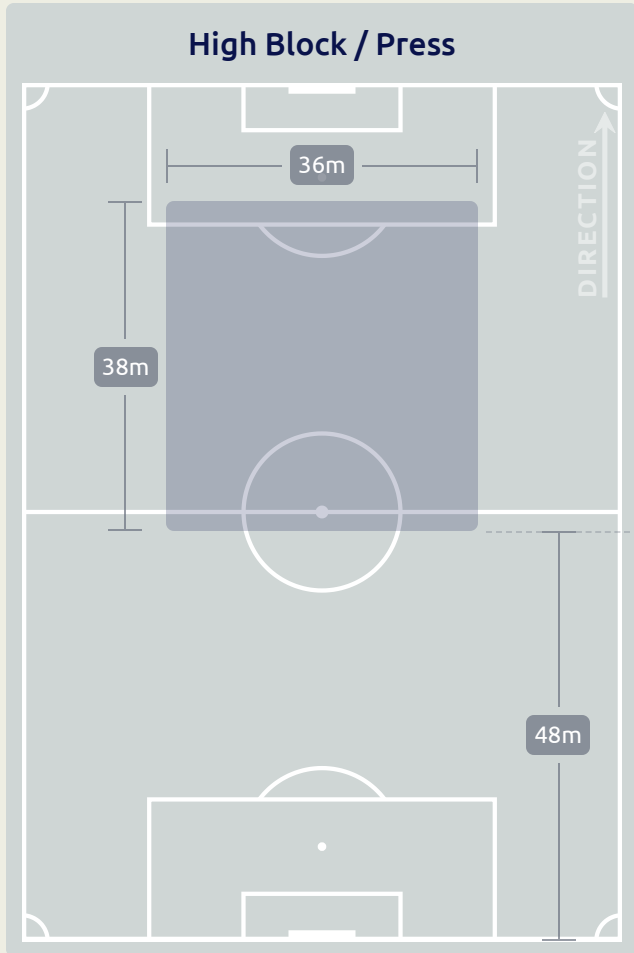
#	Player	Total Possession Regains
1	MUSTAHIB Aydin	8
2	RAVAI Peter	5
4	AIYAS Abudullah	3
5	SAQIRI Sakiusa	4
6	DUNN Thomas	3
7	KHAN Arshad	4
9	ALI Faazil	0
10	BEGG Nabil	3
16	KUBU Geary	5
17	RAHEEM Mohammed	7
21	VASCONCELLOS Sterling	7
3	MATAU Eneriko	0
11	RAZOOOL Gulam	1
14	RABUKA Apisai	0
18	NAVOCE Samuela	1




Defensive Line Height & Team Length



Defensive Line Height & Team Length



Defensive Pressure



114	Total Pressures	276
47	Direct Pressures	50
1.37s	Avg Pressure Duration	1.31s
54	Forced Turnovers	76
13.58s	Ball Recovery Time	21.6s
35	Pushing on into Pressing	92
101	Pushing on	211
22	Pressing Direction Inside	28
59	Pressing Direction Outside	187

Most Direct Pressures


6

McGLYNN Jack
LEFT CENTRE MIDFIELD

Most Direct Pressures

12

DUNN Thomas
LEFT CENTRE MIDFIELD



GOALKEEPING

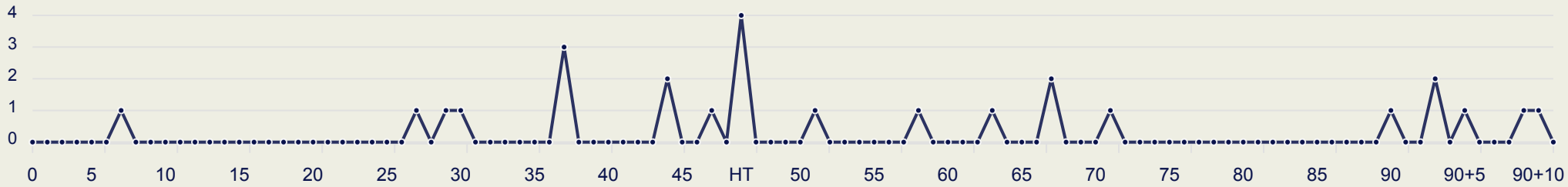


USA v Fiji

Goalkeeping Involvement



USA GK Involvement Timeline

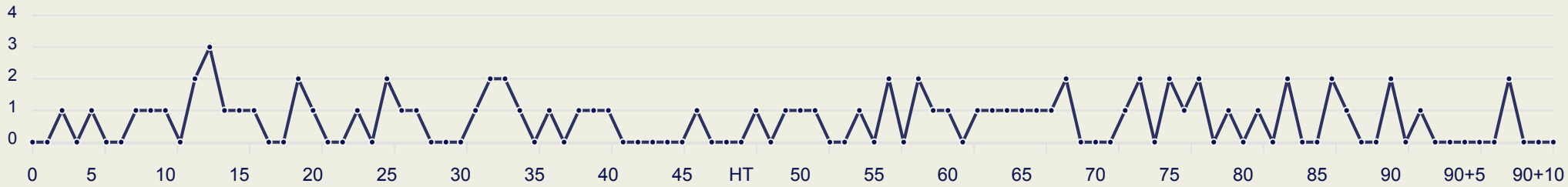


27

Total Involvements



Fiji GK Involvement Timeline

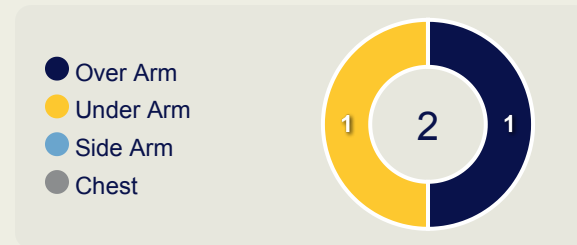
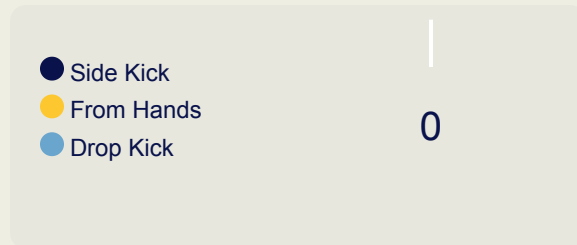
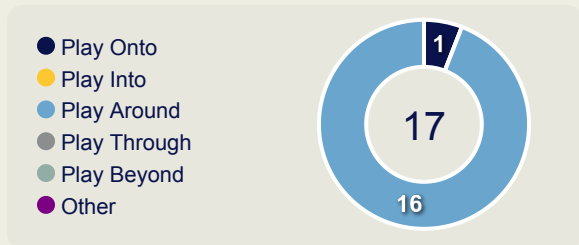
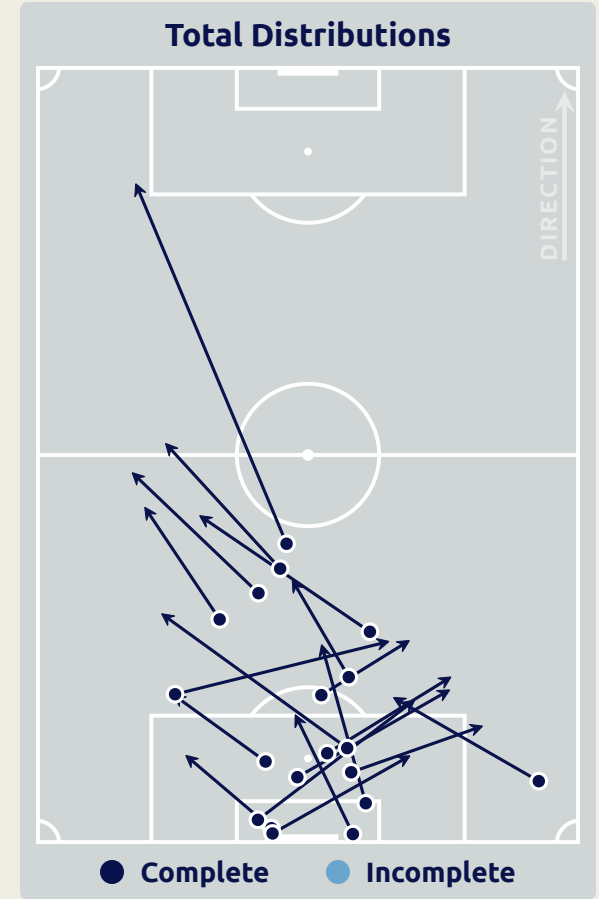
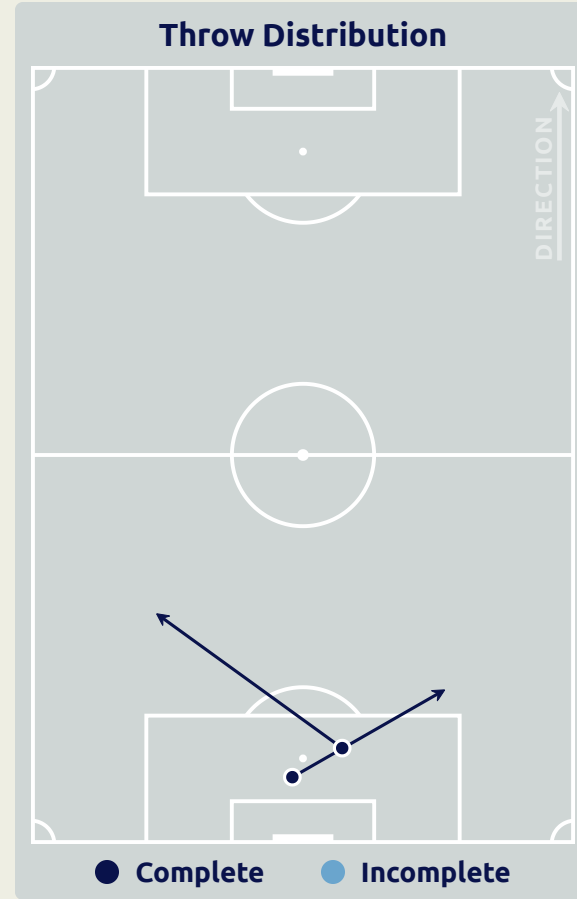
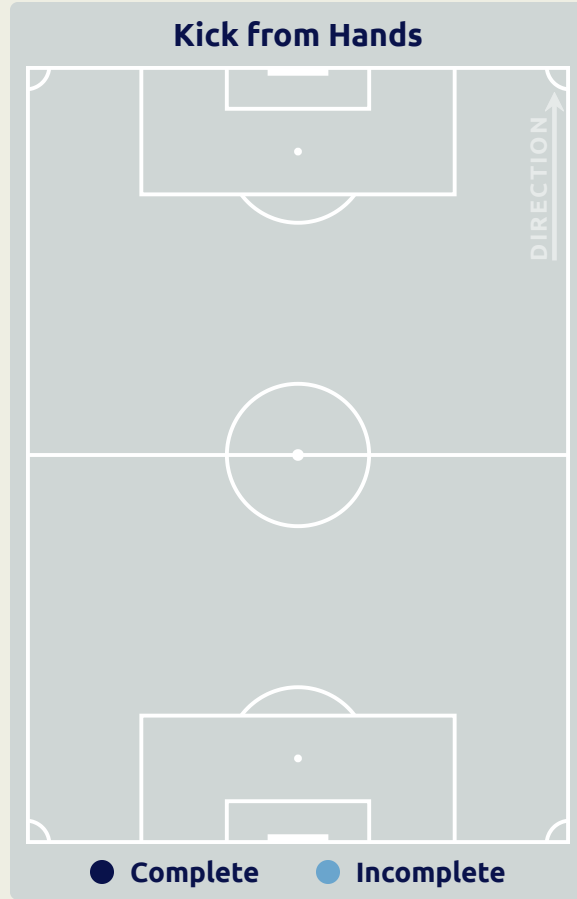
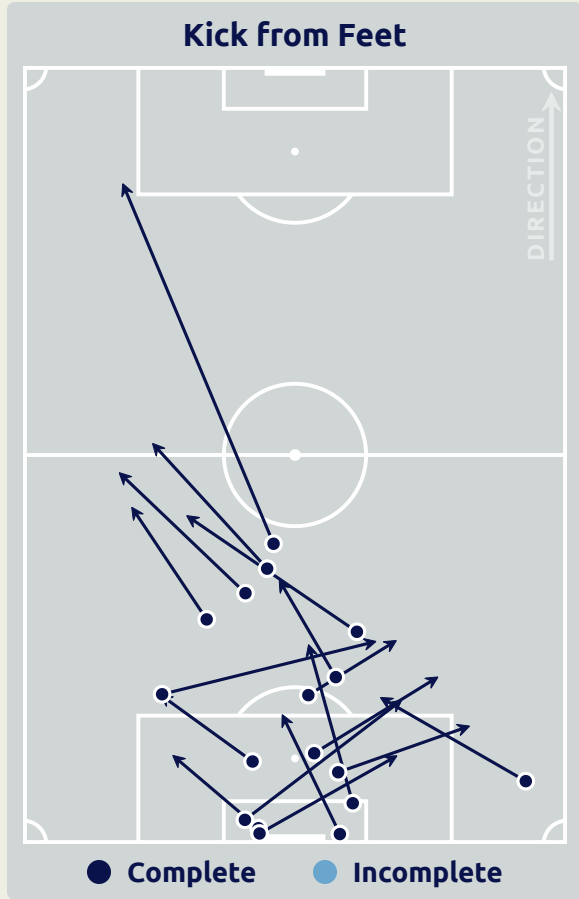


73

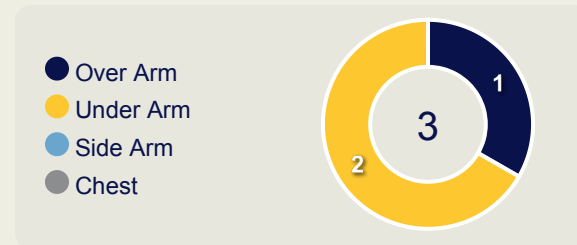
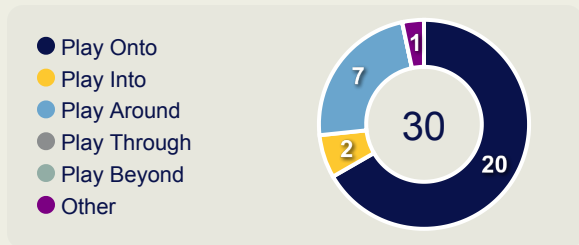
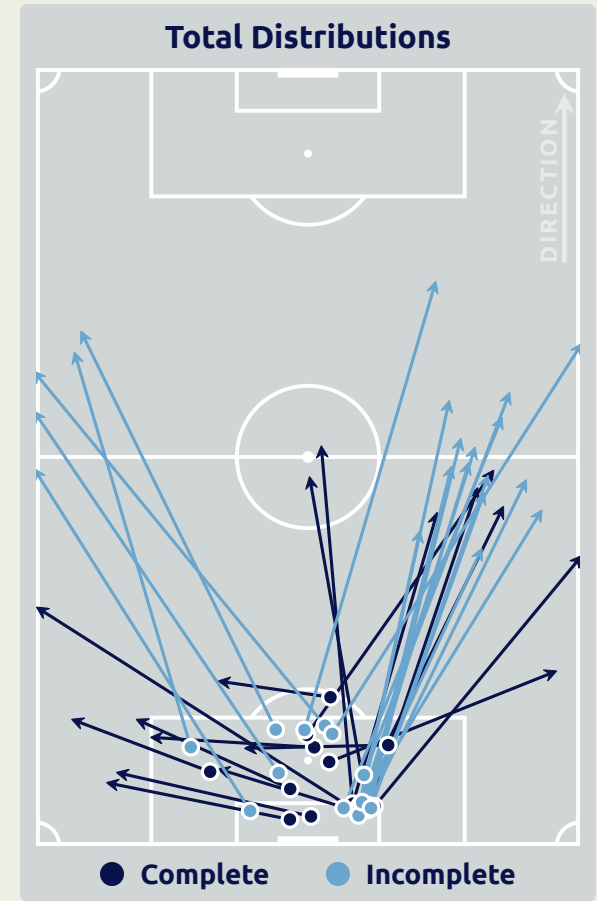
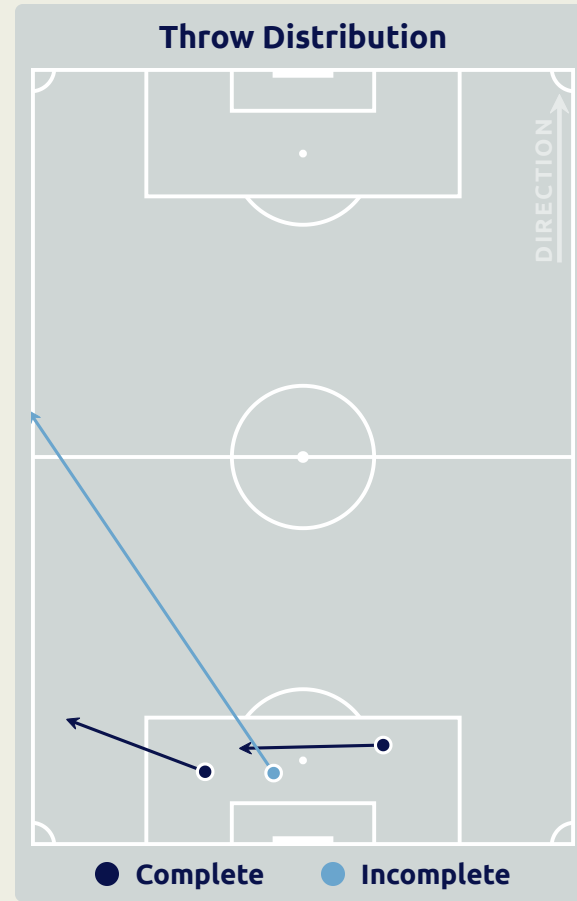
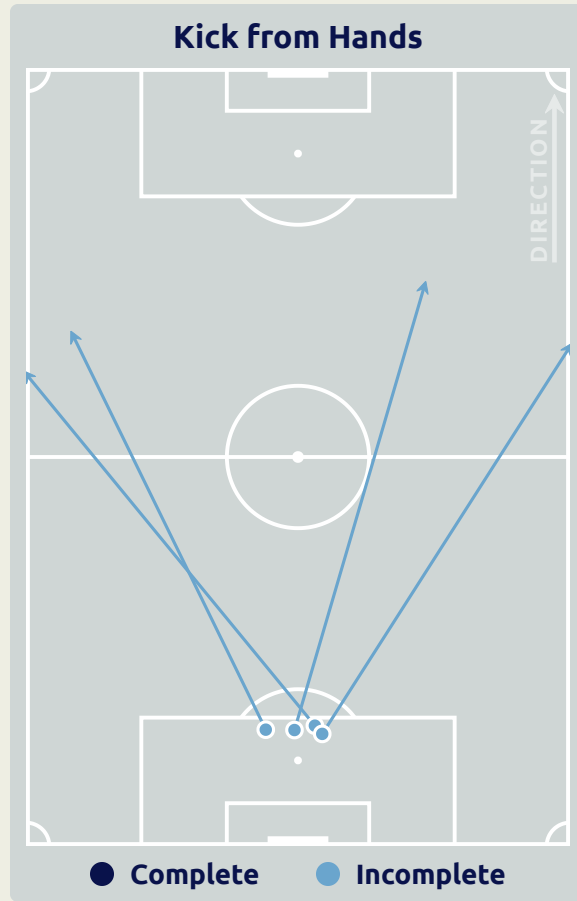
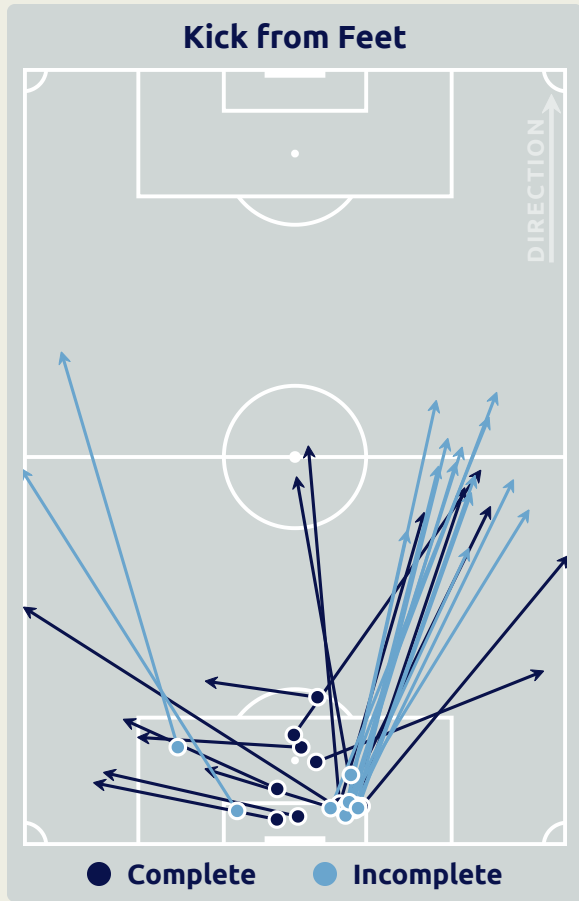
Total Involvements



Goalkeeping Distribution

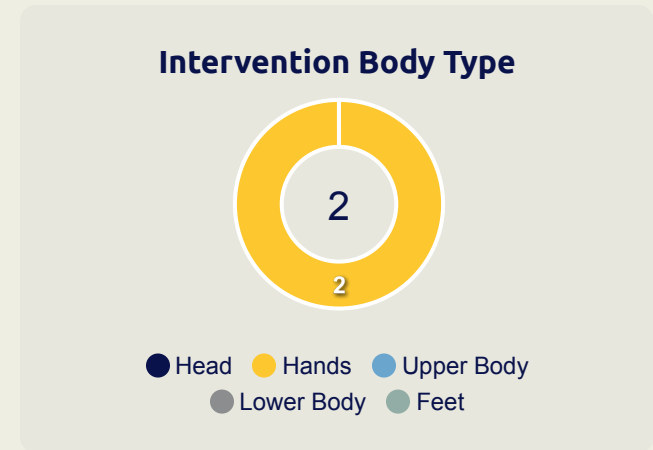
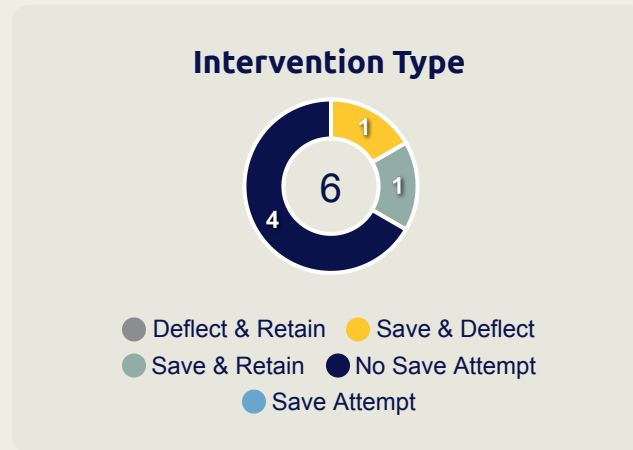
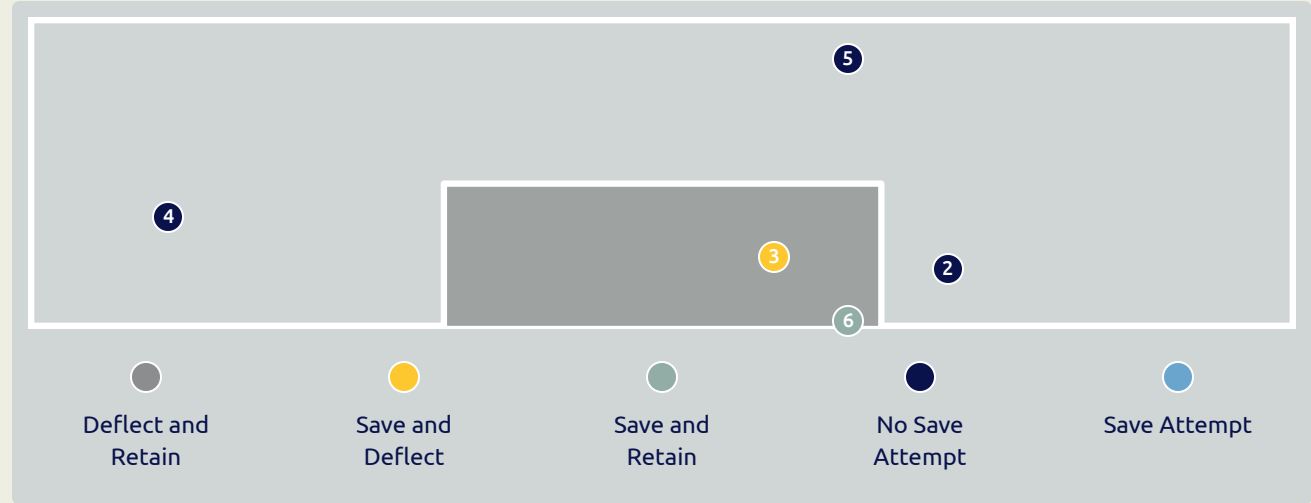
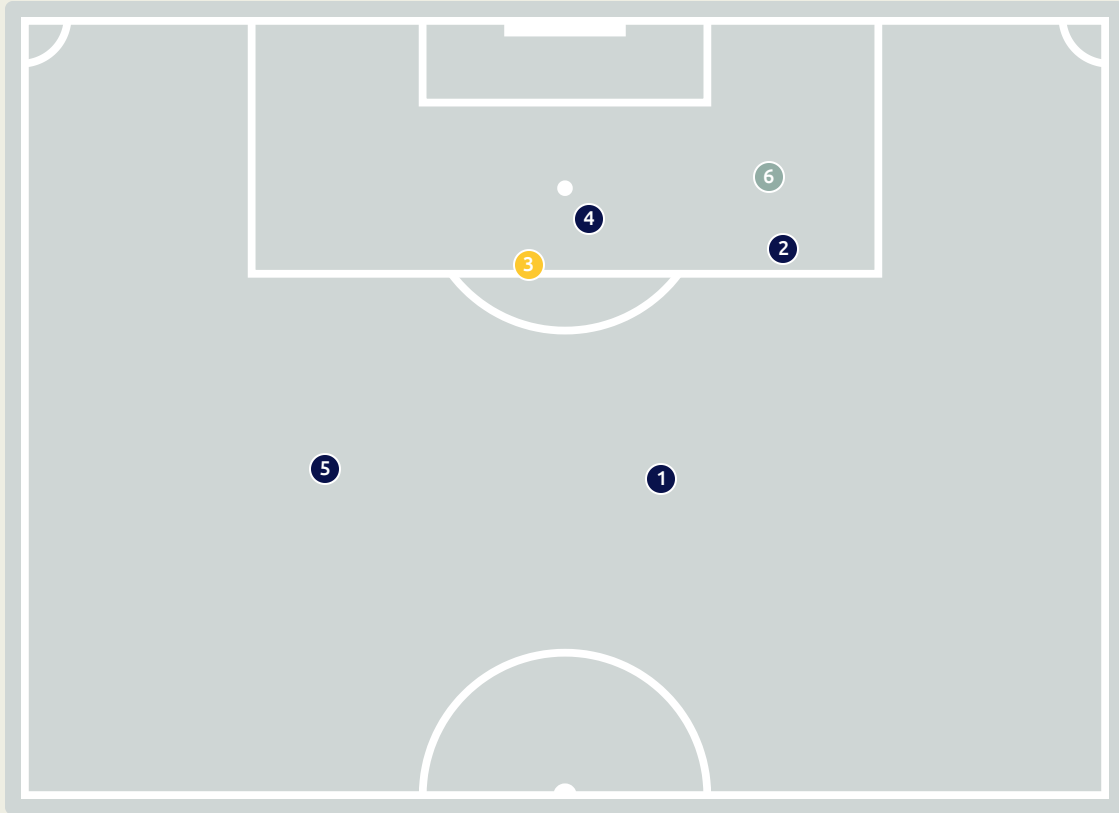


Goalkeeping Distribution





Goal Prevention



6

Total Attempts on Goal Faced

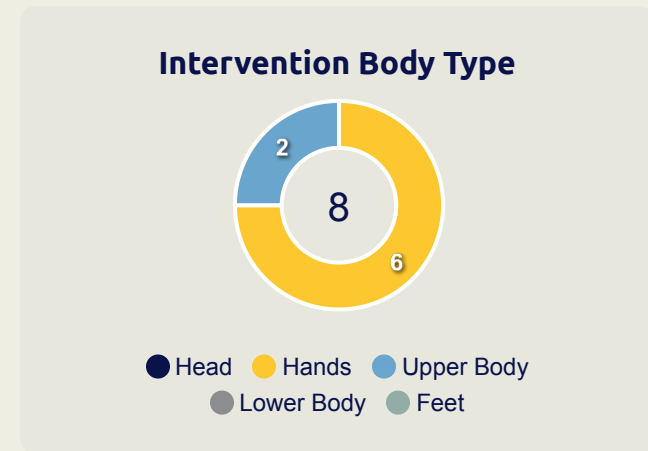
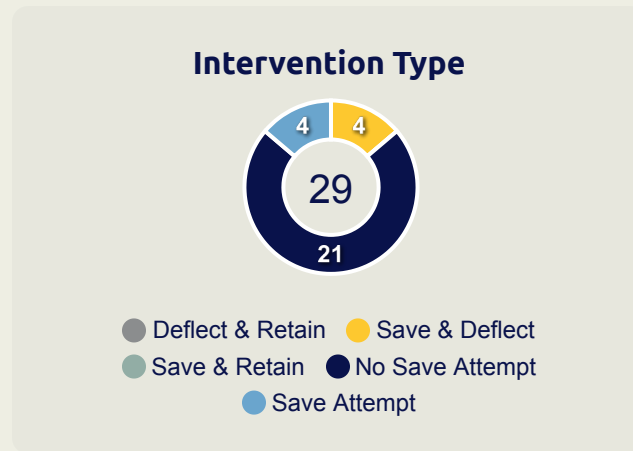
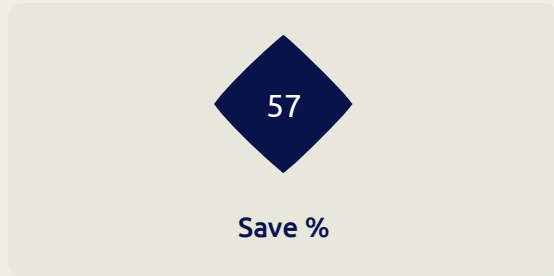
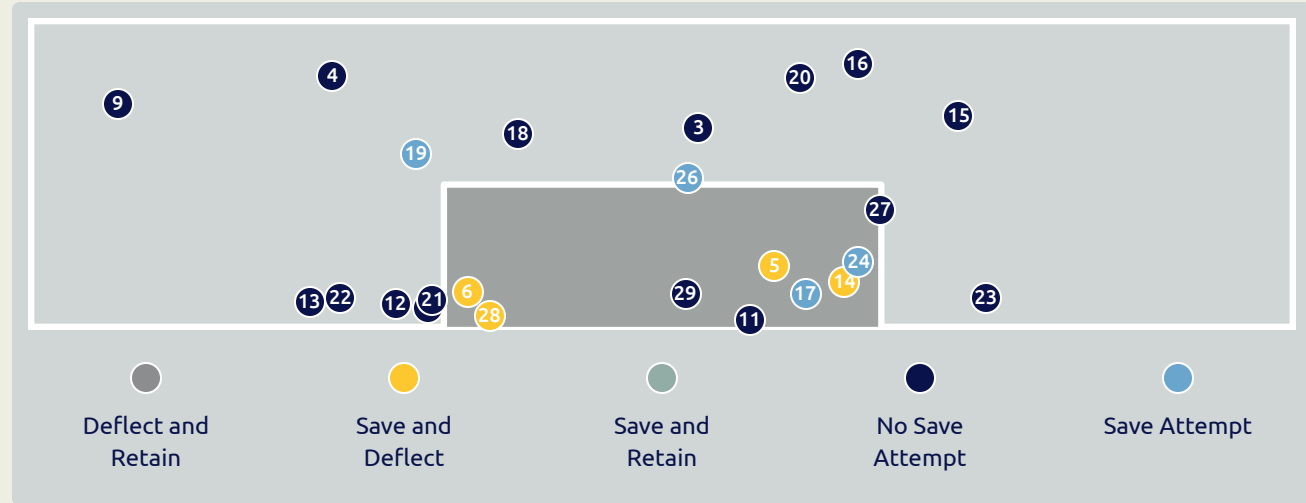
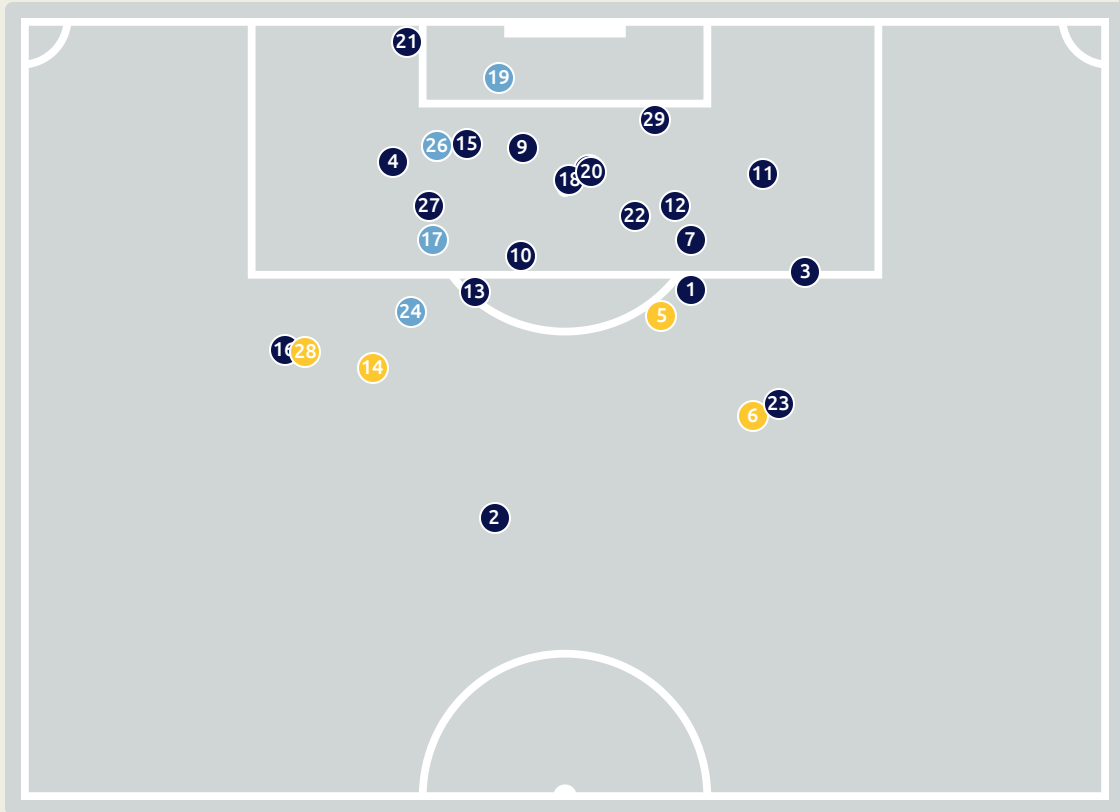
100

Save %

Total Attempts on Goal Faced	Total Goal Interventions	Save & Retain	Deflect & Retain	Save & Deflect	Save Attempt	No Save Attempt
6	2	1	0	1	0	4



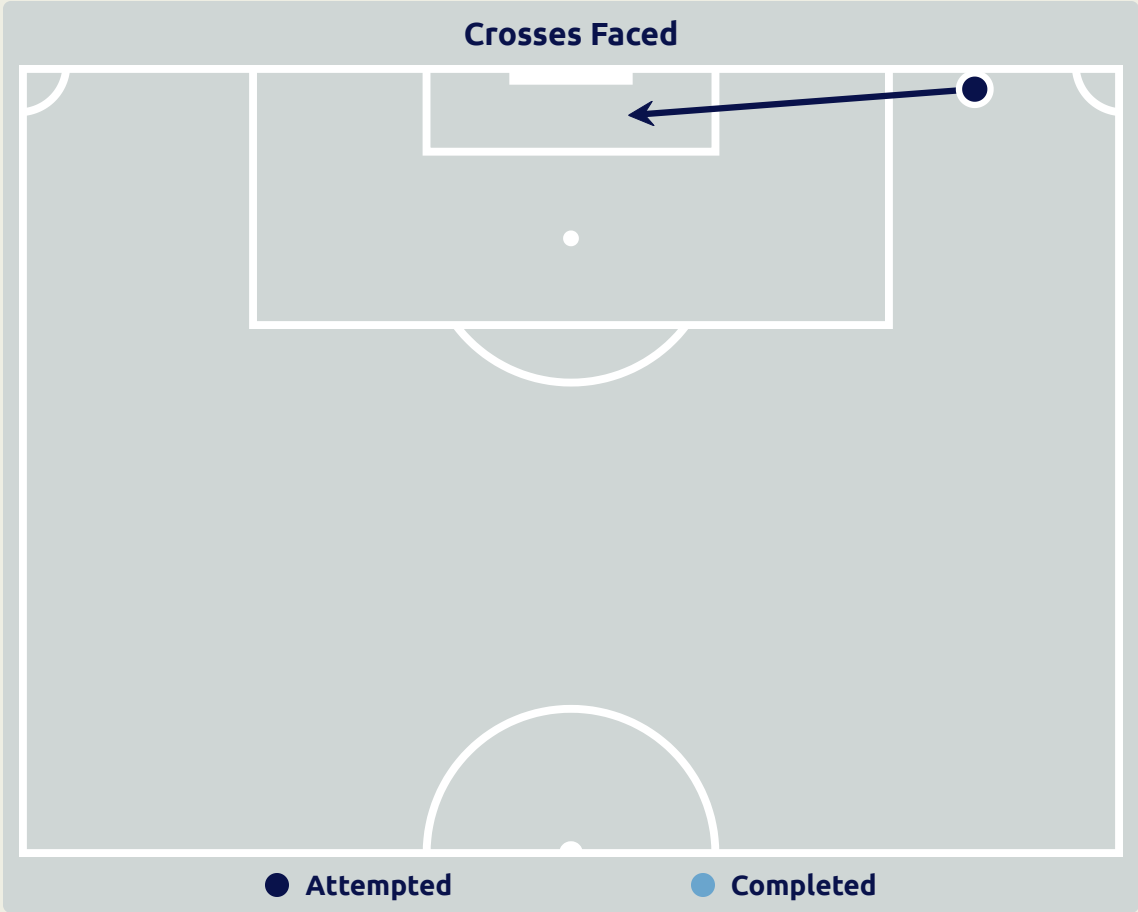
Goal Prevention



Total Attempts on Goal Faced	Total Goal Interventions	Save & Retain	Deflect & Retain	Save & Deflect	Save Attempt	No Save Attempt
29	4	0	0	4	4	21



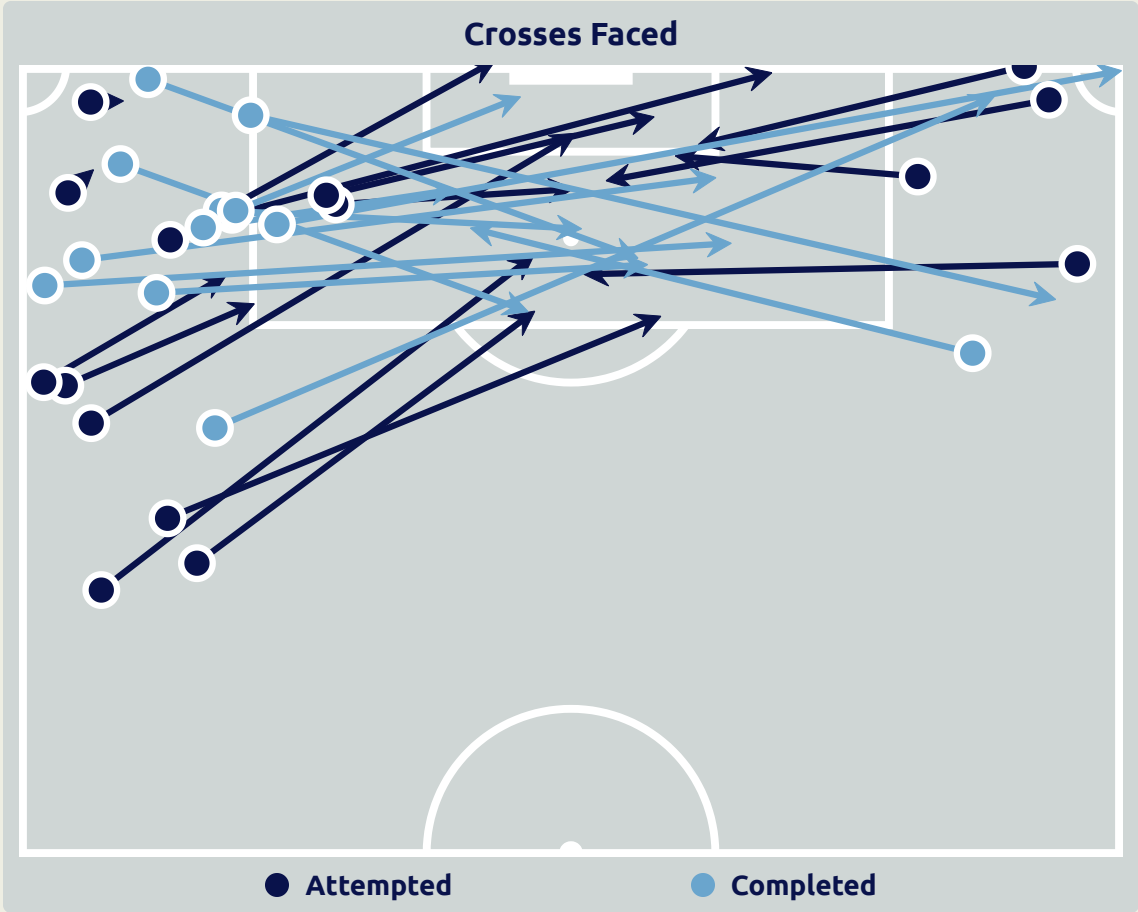
Aerial Control



Delivery Types Faced

Total	In Swing	Out Swing	Driven	Lofted	Cutback	Push
2	0	1	0	1	0	0

Aerial Control



Delivery Types Faced

Total	In Swing	Out Swing	Driven	Lofted	Cutback	Push
36	8	8	1	10	0	9

SET PLAYS



USA v Fiji



Set Plays - Corners

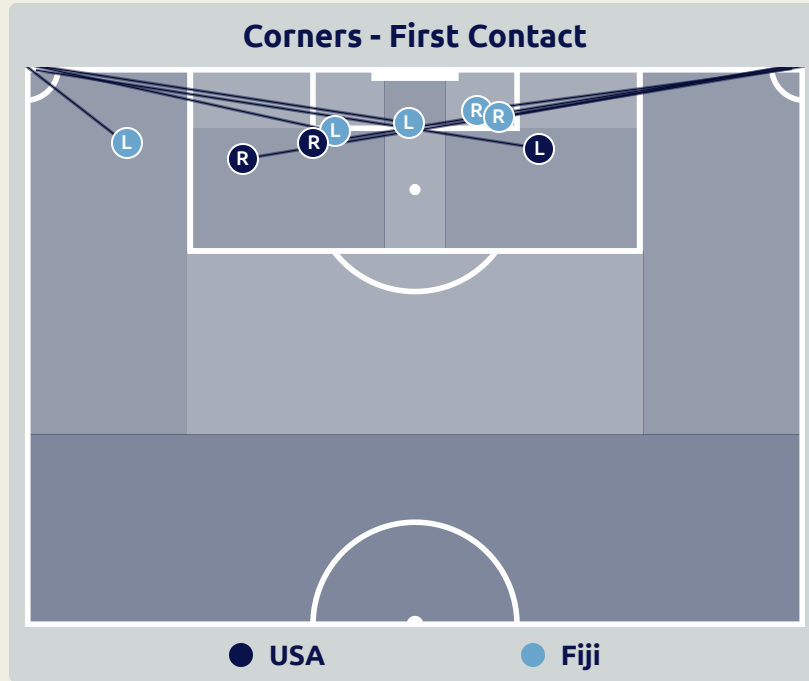
55
Total Set Plays

13
Total Free Kicks

0
Total Penalties

9
Total Corners

33
Total Throw Ins



Delivery Type	From Left Side	From Right Side	Total
Direct to Area	3	4	7
Short	2	0	2
Edge of Penalty Area	0	0	0

Delivery Style	Total
Inswing	4
Outswing	1
Driven	0

Free Kicks	
Type	Total
Direct	11
Direct (on target)	1
Direct (off target)	0
Indirect	2

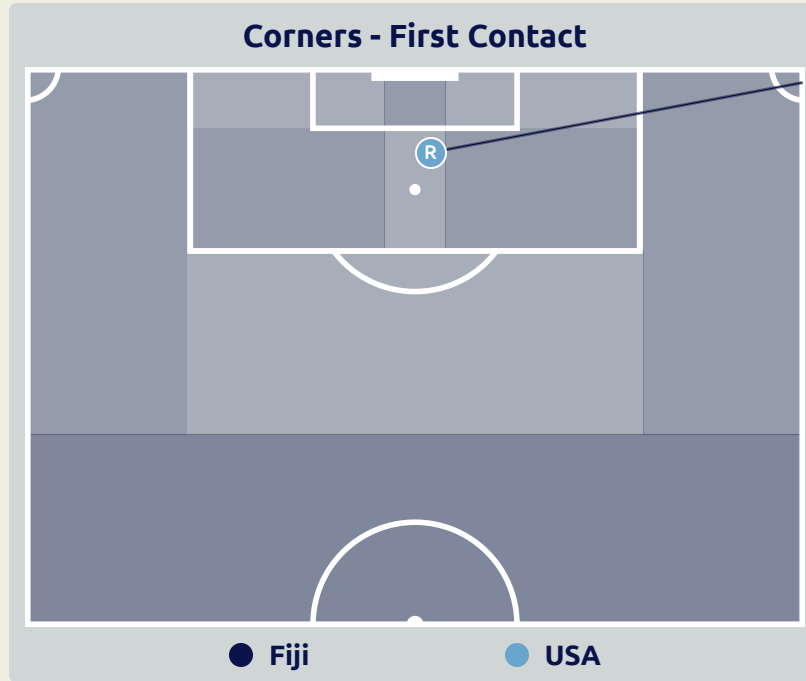
First Contacts on USA Crosses

3 By USA **5** By Fiji

Top 5 Player First Contacts		
Player	Team	Total
RAHEEM Mohammed	Fiji	2
EDELMAN Daniel	USA	1
GOMEZ Jonathan	USA	1
LUNA Diego	USA	1
RAVAI Peter	Fiji	1



Set Plays - Corners



Delivery Type	From Left Side	From Right Side	Total
Direct to Area	0	1	1
Short	0	0	0
Edge of Penalty Area	0	0	0

Delivery Style	Total
Inswing	0
Outswing	1
Driven	0

Free Kicks	
Type	Total
Direct	7
Direct (on target)	0
Direct (off target)	0
Indirect	2



Top 5 Player First Contacts		
Player	Team	Total
CRAIG Brandan	USA	1

INDIVIDUAL DATA IN POSSESSION



USA v Fiji



In Possession - Distributions

#	Player	Passes Attempted	Passes Completed	Pass Completion %	Switches of Play	Crosses Attempted	Crosses Completed	Line Breaks Attempted	Line Breaks Completed	Line Break Completion %	Ball Progressions	Take Ons	Step Ins	Attempts at Goal	Goals
1	SLONINA Gaga	19	19	100%	0	0	0	1	1	100%	0	0	0	0	0
2	HALLIDAY Michael	57	52	91%	0	2	0	10	8	80%	0	0	0	0	0
5	CRAIG Brandan	79	74	94%	5	0	0	19	14	73%	0	0	0	3	0
6	EDELMAN Daniel	46	42	91%	0	0	0	7	7	100%	0	0	0	0	0
7	SULLIVAN Quinn	13	9	69%	0	0	0	4	3	75%	3	2	1	3	0
8	McGLYNN Jack	94	78	83%	1	9	4	36	25	69%	2	0	2	2	0
9	COWELL Cade	23	18	78%	0	6	1	9	6	66%	3	2	1	9	1
13	GOMEZ Jonathan	47	46	98%	1	9	4	12	9	75%	0	0	0	1	0
14	FERKRANUS Marcus	78	75	96%	1	1	1	8	7	87%	0	0	0	1	0
16	WOLFF Owen	17	13	76%	0	3	0	6	4	66%	1	1	0	1	0
19	YAPI Darren	7	5	71%	0	1	0	1	1	100%	0	0	0	4	0
3	WILEY Caleb	10	7	70%	1	3	3	3	2	66%	2	2	0	1	1
10	LUNA Diego	31	26	84%	0	1	0	5	5	100%	1	1	0	4	1
15	TSAKIRIS Niko	44	34	77%	1	1	1	16	9	56%	1	0	1	0	0
18	VARGAS Obed	18	16	89%	0	0	0	7	7	100%	0	0	0	0	0



In Possession - Offers & Receptions

			Offer movement types						
#	Player	Total Offers	In Front	In Between	Out to In	In to Out	In Behind	No Movement	Offers Received
1	SLONINA Gaga	3	0	0	0	0	0	3	1
2	HALLIDAY Michael	57	9	2	0	0	30	16	16
5	CRAIG Brandan	18	2	0	0	0	0	16	8
6	EDELMAN Daniel	42	22	5	0	0	0	15	17
7	SULLIVAN Quinn	30	9	4	0	1	12	4	9
8	McGLYNN Jack	67	41	5	1	0	1	19	40
9	COWELL Cade	57	8	9	3	1	30	6	23
13	GOMEZ Jonathan	39	11	2	0	1	15	10	7
14	FERKRANUS Marcus	13	3	0	0	0	0	10	7
16	WOLFF Owen	18	6	1	0	0	11	0	2
19	YAPI Darren	41	1	11	0	1	27	1	6
3	WILEY Caleb	38	2	4	0	3	19	10	12
10	LUNA Diego	39	7	11	1	1	15	4	19
15	TSAKIRIS Niko	56	29	12	2	3	6	4	28
18	VARGAS Obed	11	9	0	0	1	0	1	6



In Possession - Distributions

#	Player	Passes Attempted	Passes Completed	Pass Completion %	Switches of Play	Crosses Attempted	Crosses Completed	Line Breaks Attempted	Line Breaks Completed	Line Break Completion %	Ball Progressions	Take Ons	Step Ins	Attempts at Goal	Goals
1	MUSTAHIB Aydin	37	17	46%	0	0	0	23	9	39%	0	0	0	0	0
2	RAVAI Peter	12	9	75%	1	0	0	3	2	66%	0	0	0	0	0
4	AIYAS Abudullah	20	10	50%	0	2	0	8	2	25%	2	2	0	0	0
5	SAQIRI Sakiusa	2	1	50%	0	0	0	0	0	0%	2	1	1	2	0
6	DUNN Thomas	13	9	69%	0	0	0	5	2	40%	2	0	2	0	0
7	KHAN Arshad	8	4	50%	0	0	0	4	1	25%	3	2	1	0	0
9	ALI Faazil	8	6	75%	0	0	0	1	1	100%	1	1	0	0	0
10	BEGG Nabil	18	9	50%	0	0	0	4	1	25%	4	2	2	0	0
16	KUBU Geary	14	10	71%	0	0	0	7	4	57%	0	0	0	1	0
17	RAHEEM Mohammed	25	14	56%	0	0	0	13	3	23%	2	0	2	0	0
21	VASCONCELLOS Sterling	24	13	54%	1	0	0	9	4	44%	1	0	1	2	0
3	MATAU Eneriko	2	0	0%	0	0	0	2	0	0%	1	0	1	0	0
11	RAZOOOL Gulam	1	1	100%	0	0	0	0	0	0%	0	0	0	1	0
14	RABUKA Apisai	2	0	0%	0	0	0	1	0	0%	0	0	0	0	0
18	NAVOCE Samuela	3	3	100%	0	0	0	1	1	100%	0	0	0	0	0



In Possession - Offers & Receptions

#	Player	Total Offers	Offer movement types					Offers Received	
			In Front	In Between	Out to In	In to Out	In Behind		No Movement
1	MUSTAHIB Aydin	0	0	0	0	0	0	0	0
2	RAVAI Peter	4	0	0	0	0	0	4	2
4	AIYAS Abudullah	29	10	13	2	1	0	3	10
5	SAQIRI Sakiusa	3	0	0	0	0	3	0	0
6	DUNN Thomas	26	6	13	1	2	3	1	5
7	KHAN Arshad	8	0	3	1	1	0	3	3
9	ALI Faazil	4	0	4	0	0	0	0	0
10	BEGG Nabil	15	2	3	2	3	2	3	5
16	KUBU Geary	13	1	0	0	0	0	12	6
17	RAHEEM Mohammed	8	1	0	0	0	1	6	1
21	VASCONCELLOS Sterling	4	2	0	0	0	0	2	3
3	MATAU Eneriko	1	0	0	0	0	0	1	0
11	RAZOOOL Gulam	2	0	1	0	0	0	1	0
14	RABUKA Apisai	2	0	1	0	0	1	0	0
18	NAVOCE Samuela	4	3	0	0	0	0	1	2

INDIVIDUAL DATA OUT OF POSSESSION



USA v Fiji



Out of Possession

#	Player	Tackles Made / Won	Blocks	Interceptions	Pressing Direct	Pressing Indirect	Duels Won - Aerial	Duels Won - Physical	Possession Contests won	Clearances	Loose Ball Receptions	Pushing On	Pushing On into Pressing	Possession Regains	Possession Interrupted
1	SLONINA Gaga	0 / 0	0	0	0	0	0	0	0	1	3	0	0	3	0
2	HALLIDAY Michael	4 / 0	1	0	5	3	0	0	1	6	9	16	2	3	3
5	CRAIG Brandan	0 / 0	0	0	1	0	7	0	7	13	9	5	1	6	7
6	EDELMAN Daniel	6 / 0	2	1	3	10	3	0	3	3	5	13	1	5	6
7	SULLIVAN Quinn	2 / 0	0	0	3	6	0	0	2	0	2	10	6	0	1
8	McGLYNN Jack	3 / 0	0	0	6	8	1	0	3	0	7	9	2	0	2
9	COWELL Cade	4 / 2	2	0	4	6	0	0	0	0	4	9	3	2	1
13	GOMEZ Jonathan	2 / 0	1	0	0	0	3	0	4	3	9	2	0	4	2
14	FERKRANUS Marcus	5 / 3	2	1	5	0	1	0	1	5	6	2	0	8	3
16	WOLFF Owen	0 / 0	1	1	2	9	0	0	0	0	3	7	4	2	0
19	YAPI Darren	1 / 1	0	0	2	6	4	0	4	0	4	10	4	1	0
3	WILEY Caleb	3 / 0	0	0	4	2	2	0	3	2	1	2	1	1	1
10	LUNA Diego	2 / 1	1	0	3	9	0	0	0	0	3	10	7	1	2
15	TSAKIRIS Niko	3 / 2	0	0	4	6	2	0	3	0	7	6	4	3	0
18	VARGAS Obed	5 / 1	0	0	5	2	0	0	0	1	2	0	0	3	1



Out of Possession

#	Player	Tackles Made / Won	Blocks	Interceptions	Pressing Direct	Pressing Indirect	Duels Won - Aerial	Duels Won - Physical	Possession Contests won	Clearances	Loose Ball Receptions	Pushing On	Pushing On into Pressing	Possession Regains	Possession Interrupted
1	MUSTAHIB Aydin	0 / 0	0	0	0	0	0	0	0	0	1	0	0	8	0
2	RAVAI Peter	4 / 2	7	0	6	4	1	0	1	7	3	13	2	5	8
4	AIYAS Abudullah	13 / 1	2	0	7	18	1	0	2	2	7	32	15	3	4
5	SAQIRI Sakiusa	2 / 1	2	1	2	12	0	0	1	0	3	11	4	4	0
6	DUNN Thomas	5 / 1	2	0	12	39	1	0	2	1	6	51	18	3	2
7	KHAN Arshad	2 / 1	1	1	1	22	1	0	2	1	2	21	12	4	0
9	ALI Faazil	0 / 0	4	0	1	27	1	0	1	2	3	9	4	0	2
10	BEGG Nabil	1 / 0	5	0	4	45	1	0	2	0	14	31	16	3	3
16	KUBU Geary	3 / 0	1	0	2	5	0	0	0	4	2	6	2	5	2
17	RAHEEM Mohammed	9 / 0	6	0	9	12	0	0	1	13	8	6	3	7	12
21	VASCONCELLOS Sterling	4 / 2	3	1	3	9	1	0	1	8	7	5	2	7	8
3	MATAU Eneriko	0 / 0	0	0	0	15	0	0	0	1	0	13	9	0	1
11	RAZOOOL Gulam	0 / 0	1	1	0	3	0	0	0	1	1	1	0	1	2
14	RABUKA Apisai	2 / 0	0	0	3	14	0	1	1	2	3	11	4	0	2
18	NAVOCE Samuela	0 / 0	0	0	0	1	0	0	0	2	0	1	1	1	0

INDIVIDUAL DATA PHYSICAL



USA v Fiji

Physical Data



#	Player	Total Distance (m)	Zone 1: 0-7 km/h (m)	Zone 2: 7-15 km/h (m)	Zone 3: 15-20 km/h (m)	Zone 4: 20-25 km/h (m)	Zone 5: 25+ km/h (m)	High Speed Runs (Zone 4)	Sprints (Zone 5)	Top Speed (km/h)
1	SLONINA Gaga	4322.9	3529.2	684.7	71.8	36.7	0	8	3	23.0
2	HALLIDAY Michael	11219.2	3476.8	4986.9	1520.2	705.7	528.4	131	62	33.9
5	CRAIG Brandan	8887.2	3812.6	4069.4	687.0	237.3	81.8	69	19	30.5
6	EDELMAN Daniel	8631.7	2763.0	4204.5	1171.3	461.8	31.1	110	31	29.5
7	SULLIVAN Quinn	5082.7	1827.7	1915.7	765.5	452.4	121.5	69	31	30.6
8	McGLYNN Jack	10472.3	3446.5	5077.0	1574.0	300.6	73.3	117	21	28.3
9	COWELL Cade	9363.7	4221.2	3367.2	901.7	576.8	296.8	94	51	33.5
13	GOMEZ Jonathan	10997.2	3498.2	5183.0	1355.9	680.7	278.2	115	52	33.3
14	FERKRANUS Marcus	10649.2	3687.8	5079.6	1417.4	349.3	115.0	119	27	32.3
16	WOLFF Owen	5442.2	2126.3	2127.9	610.1	479.5	99.0	57	30	29.7
19	YAPI Darren	7235.2	2969.3	2998.3	735.8	340.8	191.0	77	32	32.5
3	WILEY Caleb	2893.8	830.2	1354.9	386.9	223.7	98.4	40	21	30.0
10	LUNA Diego	5566.2	2268.8	2169.7	652.9	391.9	82.9	61	27	31.1
15	TSAKIRIS Niko	5866.5	1668.4	2815.9	992.0	344.4	45.8	89	28	31.2
18	VARGAS Obed	2490.4	621.1	1349.8	455.7	56.0	8.0	30	4	26.0



Physical Data

#	Player	Total Distance (m)	Zone 1: 0-7 km/h (m)	Zone 2: 7-15 km/h (m)	Zone 3: 15-20 km/h (m)	Zone 4: 20-25 km/h (m)	Zone 5: 25+ km/h (m)	High Speed Runs (Zone 4)	Sprints (Zone 5)	Top Speed (km/h)
1	MUSTAHIB Aydin	4368.4	3462.8	818.2	71.2	16.2	0	13	2	25.3
2	RAVAI Peter	10030.8	4268.1	4464.7	858.6	340.0	98.3	88	29	32.0
4	AIYAS Abudullah	10426.7	3543.0	5466.7	1279.4	116.8	20.9	101	12	27.5
5	SAQIRI Sakiusa	6291.5	2058.6	2626.7	921.1	459.3	225.9	81	34	32.7
6	DUNN Thomas	10075.7	3788.5	4106.8	1362.2	762.7	54.4	121	61	28.6
7	KHAN Arshad	8934.8	2689.4	4232.4	1284.8	522.7	205.5	111	41	31.7
9	ALI Faazil	8758.1	2510.9	4018.2	1615.0	510.6	102.5	118	37	32.2
10	BEGG Nabil	10129.2	4105.4	4343.4	1107.1	405.2	168.1	112	36	32.5
16	KUBU Geary	7407.2	2387.3	3425.1	934.0	513.3	147.4	87	42	31.6
17	RAHEEM Mohammed	10241.0	3844.5	4633.0	1152.1	475.2	137.2	104	38	32.5
21	VASCONCELLOS Sterling	9506.7	3501.3	4419.7	1055.2	382.2	149.3	107	36	31.4
3	MATAU Eneriko	2438.1	712.9	1037.2	453.7	211.6	22.7	45	19	26.7
11	RAZOOOL Gulam	3245.9	958.2	1529.2	429.1	200.6	128.9	39	16	32.7
14	RABUKA Apisai	4876.2	1604.8	2196.7	688.0	304.8	81.9	67	28	28.9
18	NAVOCE Samuela	2591.8	1104.6	1027.4	361.0	77.8	21.3	28	8	32.0

