



**FIFA**  
**U-20 WORLD CUP**  
**ARGENTINA 2023**



**Guatemala 0 - 1 New Zealand**

Group A - Match 1

20 May 2023

15:00 Kick Off

Estadio Único Madre de Ciudades

**POST MATCH SUMMARY REPORT**

# Match Summary - Teams



## Guatemala

0 — 1

## New Zealand

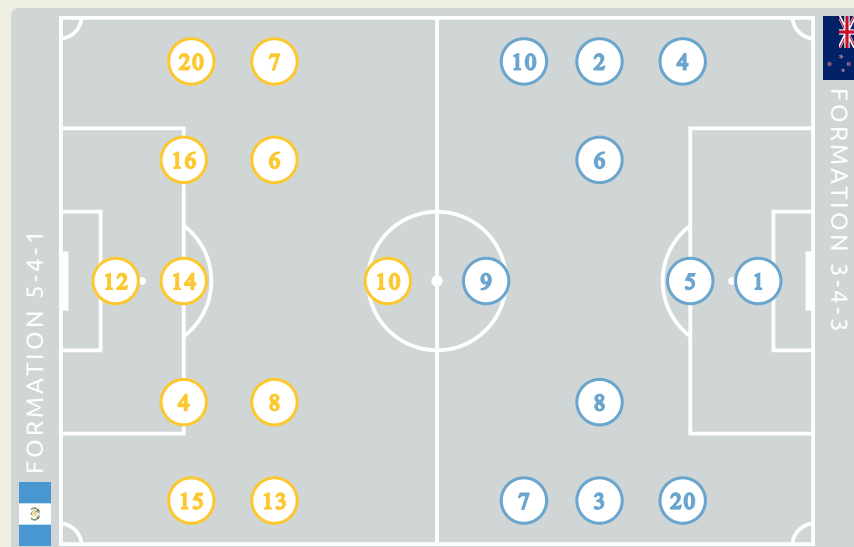


### STARTING

12	GK	MORENO Jorge	↓ 78'
4	DF	GAITAN Mathius	↓ 86'
6	MF	SANTOS Carlos	39' ↓ 55'
7	MF	CARDOZA Daniel	
8	MF	CABRERA Nestor	↓ 78'
10	FW	ORDONEZ Arquimidez	
13	FW	JUAREZ Allan	
14	DF	FRANCO Jonathan (C)	32'
15	DF	DOMINGUEZ Andy	
16	DF	URIZAR Jeshua	↓ 78'
20	MF	MONTANO Figo	

### SUBSTITUTES

1	GK	DELGADO Fausto	↑ 78'
21	GK	ALDANA David	
2	DF	CORADO Randall	
3	DF	RAYMUNDO Emerson	↑ 78'
5	DF	RECINOS Arian	
9	FW	BANTES Jefry	
11	MF	MUNOZ Rudy	↑ 55' 90'
17	MF	ESPINOZA Jose	↑ 78'
18	MF	PALENCIA Edy	↑ 86'
19	FW	VILLAGRAN Anderson	



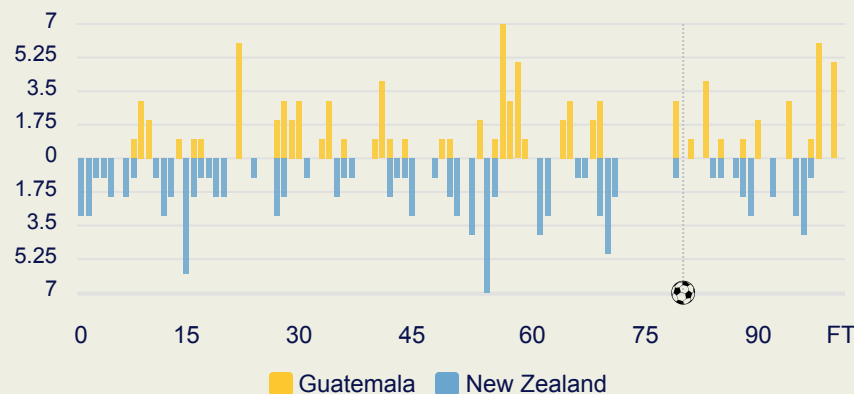
### STARTING

SIMS Kees	GK	1		
JARVIE Jackson	DF	2		
↓ 67'	SUPYK Adam	DF	3	
50'	HUGHES Isaac	DF	4	
(C) SURMAN Finn	DF	5		
CONCHIE Fin	MF	6		
↓ 67'	KARUNARATNE Noah	FW	7	
↓ 85'	68'	MANUEL Jackson	MF	8
↓ 85'	COLLOTY Oliver	FW	9	
↓ 89'	HERDMAN Jay	MF	10	
90'	KELLY-HEALD Lukas	DF	20	

### SUBSTITUTES

GRAY Henry	GK	13		
KELLY-HEALD Albert	GK	21		
80'	↑ 67'	GARBETT Norman	FW	11
OLEARY Everton	DF	12		
LINDER Finn	DF	14		
↑ 89'	RAJ Aaryan	DF	15	
↑ 85'	McKAY Dan	MF	16	
FAY Oliver	FW	17		
88'	↑ 67'	WALLACE Benjamin	MF	18
↑ 85'	DONKERS Kian	FW	19	

### Distribution in the Final Third



# Match Summary - Key Statistics



**Guatemala**



**New Zealand**



## Possession

Total	38.4%	14.7%	46.9%	Total
0	Goals			1
9 (6)	Attempts at Goal (On Target)			8 (2)
348 (260)	Total Passes (Complete)			480 (397)
75 %	Pass Completion %			83 %
74	Completed Line Breaks			81
3	Defensive Line Breaks			2
76	Receptions in the Final Third			83
14	Crosses			12
20	Ball Progressions			18
269 (57)	Defensive Pressures Applied (Direct Pressures)			261 (77)
69	Forced Turnovers			80
83	Second Balls			82
114.1 km	Total Distance Covered			115.5 km
16.6 km	High Speed (Zone 4) Distance Covered			16.9 km



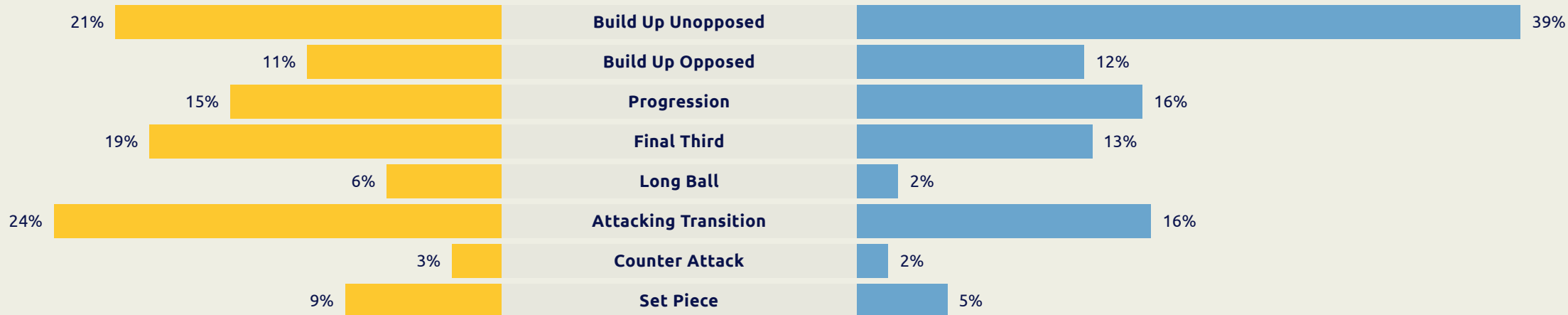
Guatemala

## Phases of Play

New Zealand



### IN POSSESSION



### OUT OF POSSESSION



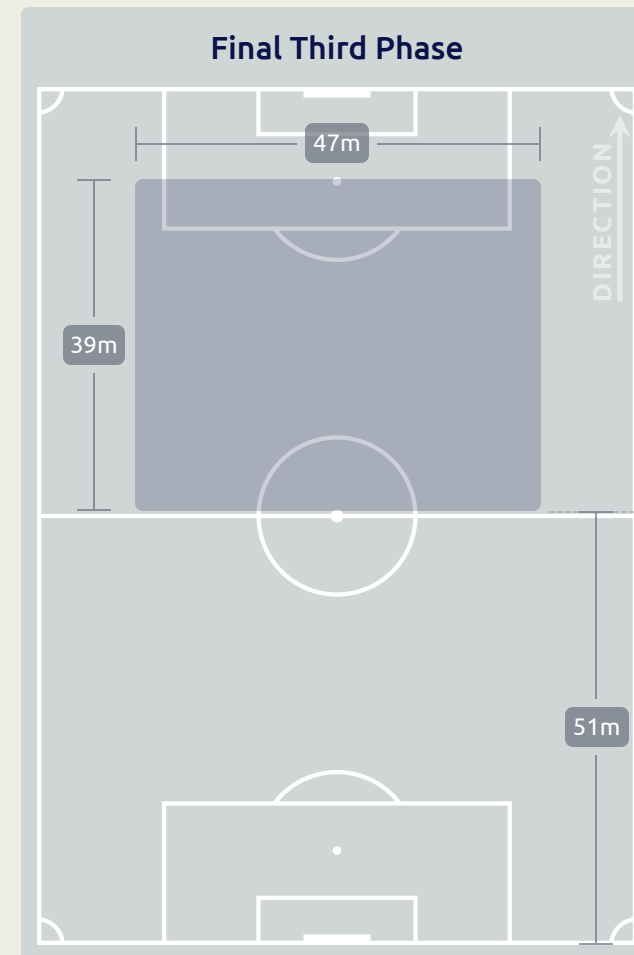
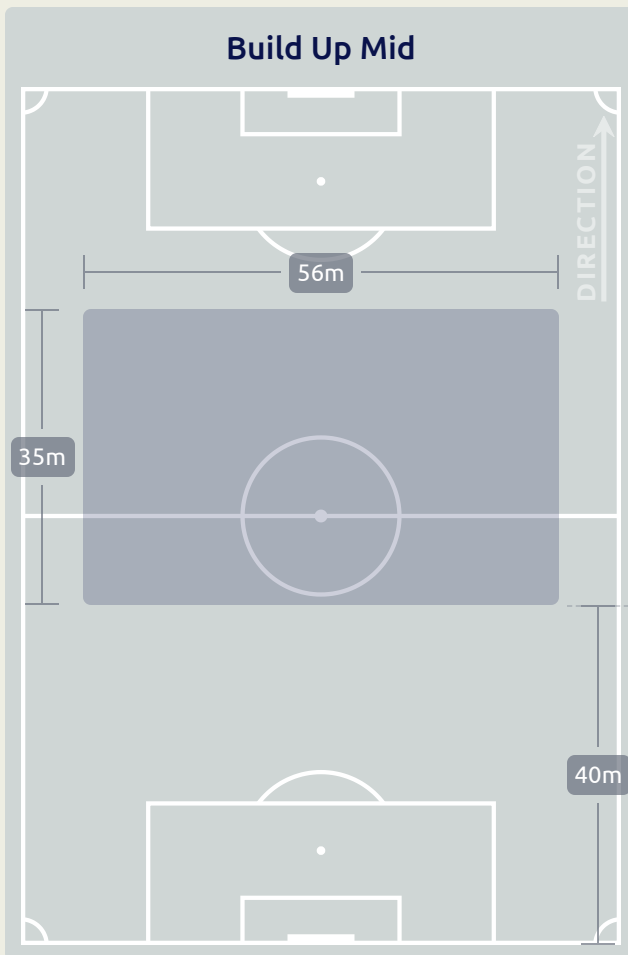
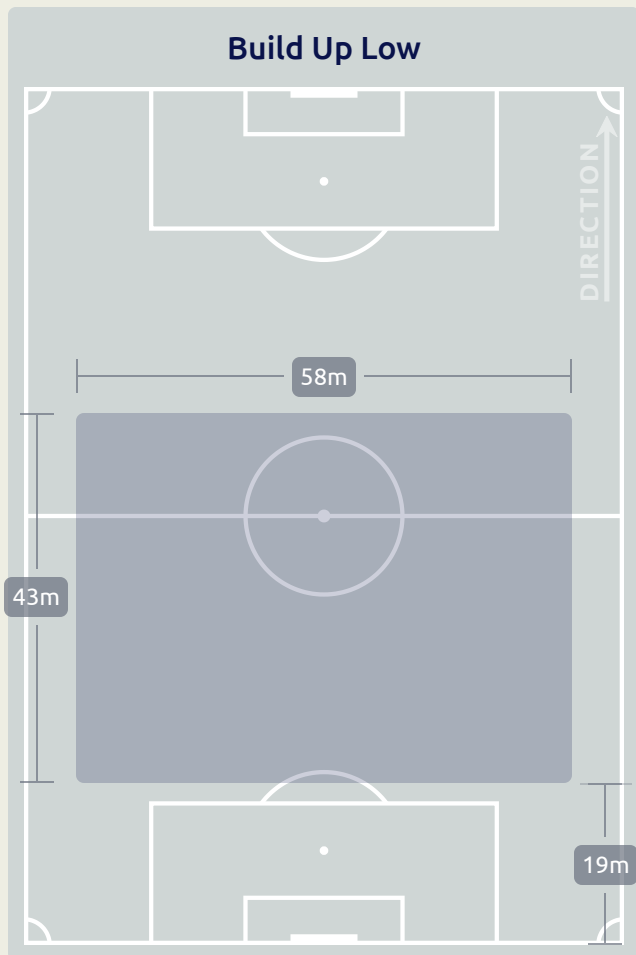
# IN POSSESSION



Guatemala v New Zealand

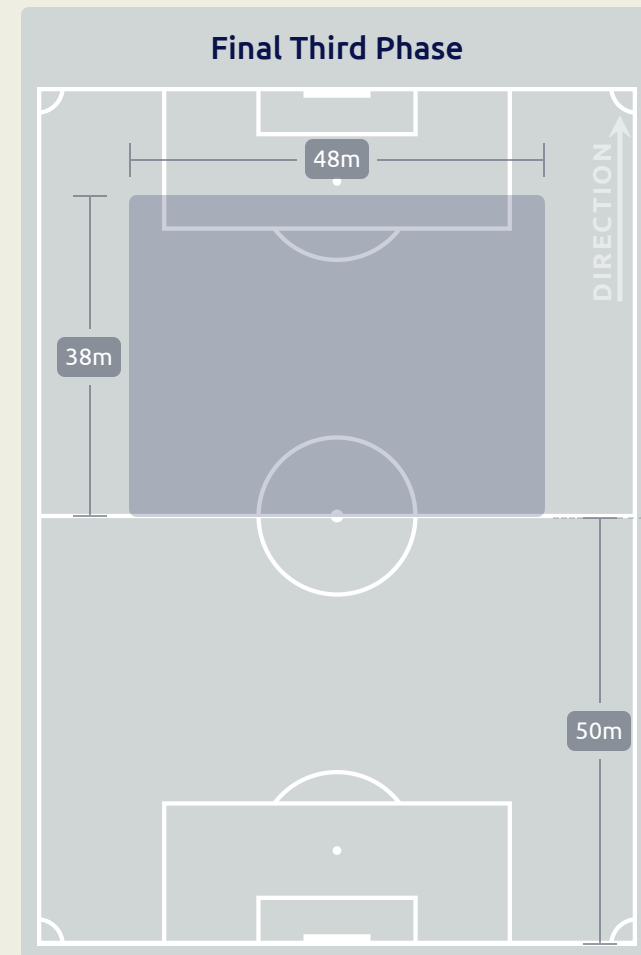
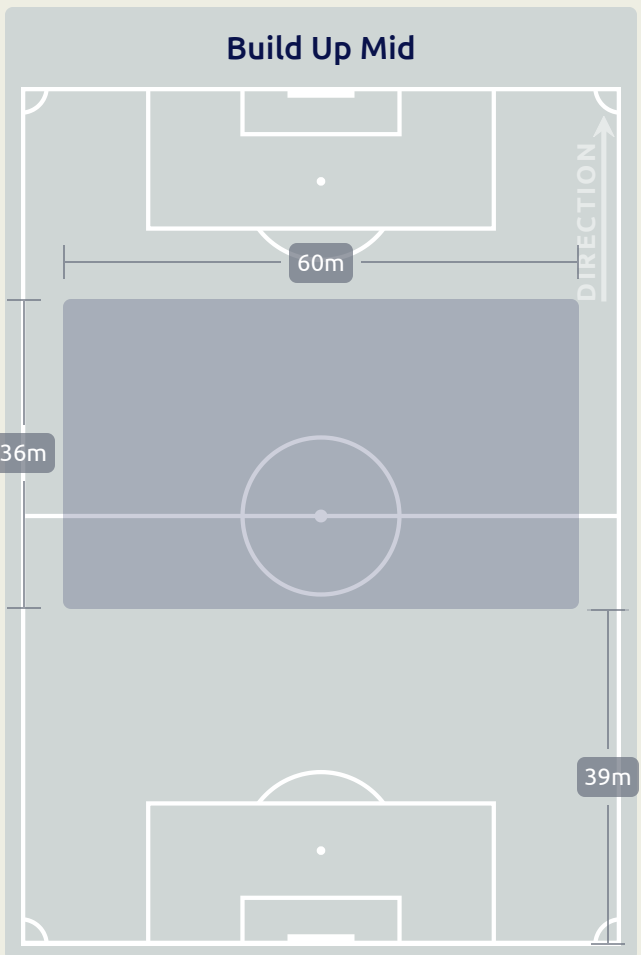
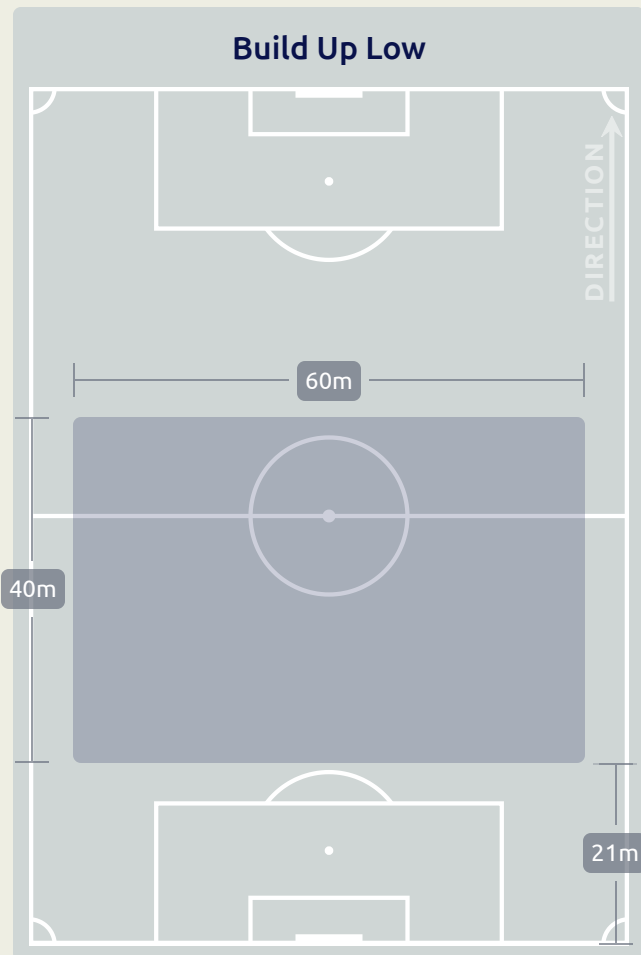
# In Possession Line Height & Team Length

Guatemala



# In Possession Line Height & Team Length

New Zealand



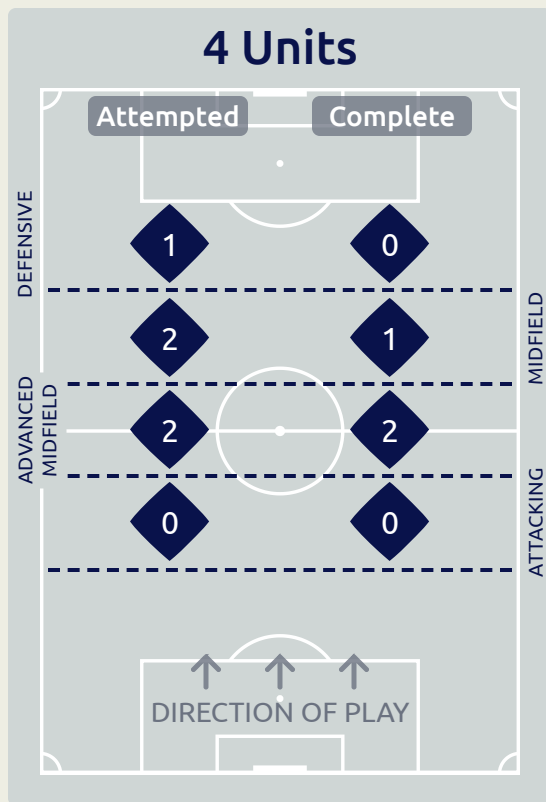
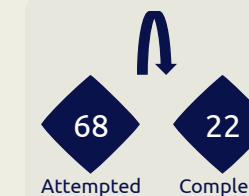
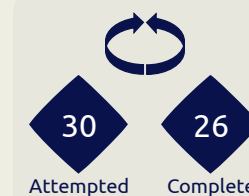
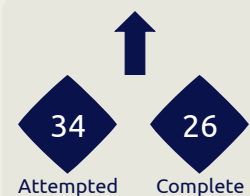
# Line Breaks



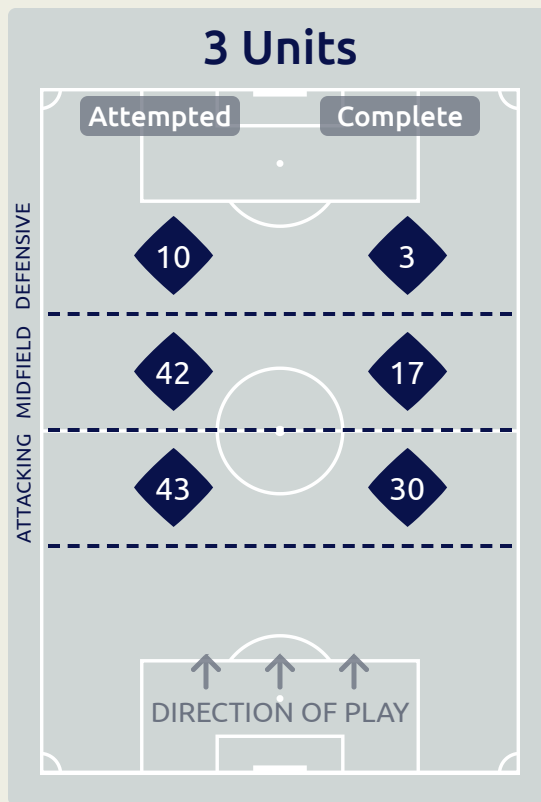
Guatemala

Attempted Line Breaks

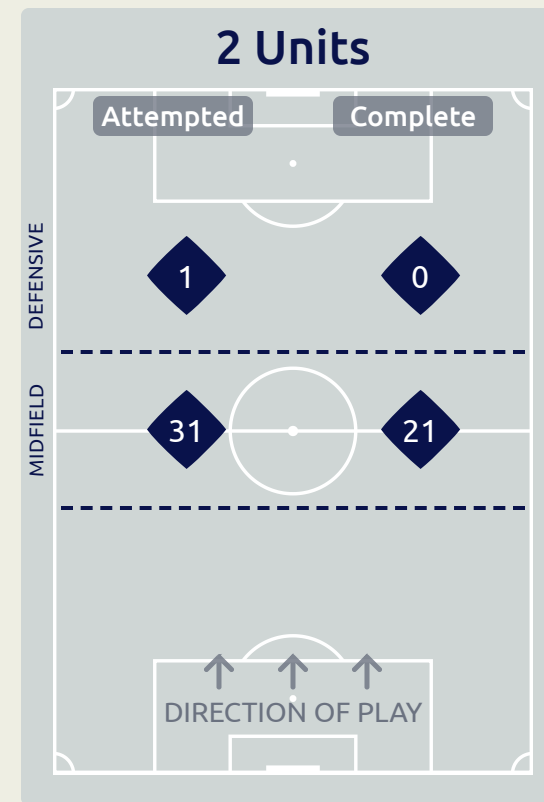
132



<b>Attempted Line Breaks</b>	<b>5</b>
Inside Shape	3
Outside Shape	2



<b>Attempted Line Breaks</b>	<b>95</b>
Inside Shape	76
Outside Shape	19



<b>Attempted Line Breaks</b>	<b>32</b>
Inside Shape	25
Outside Shape	7



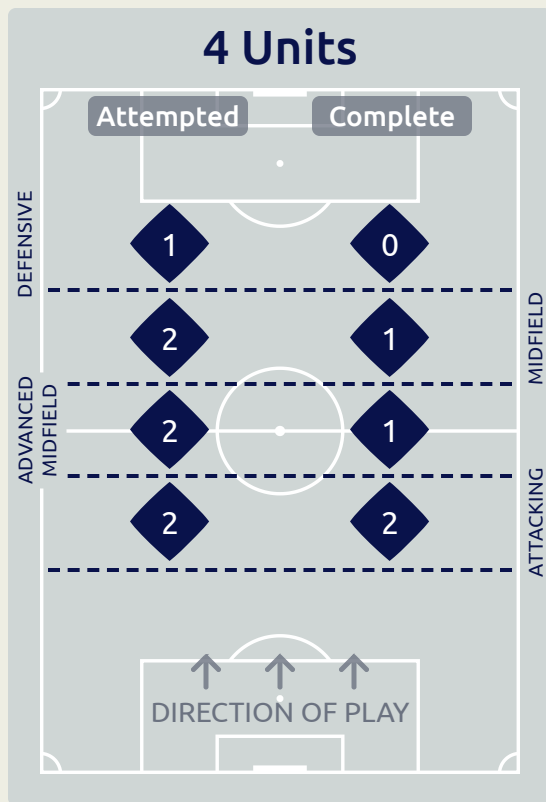
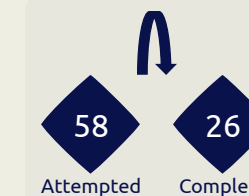
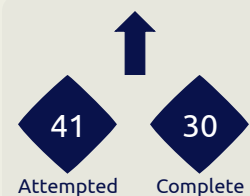
# Line Breaks



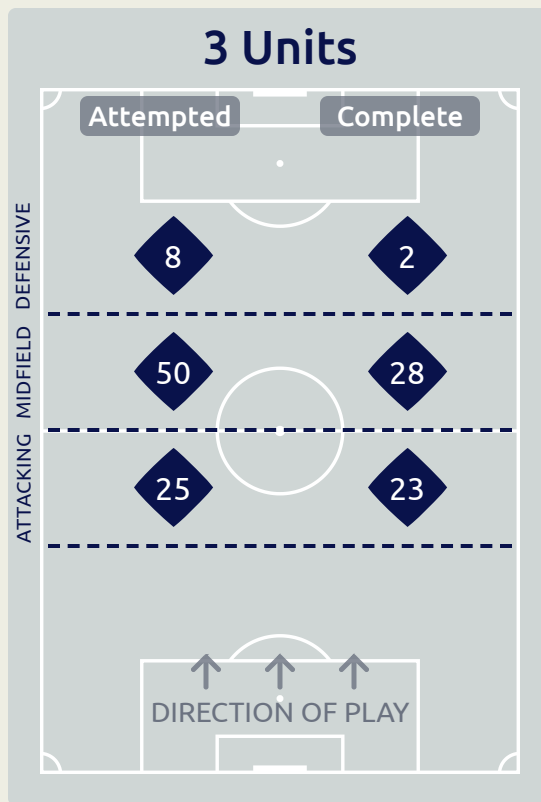
New Zealand

Attempted Line Breaks

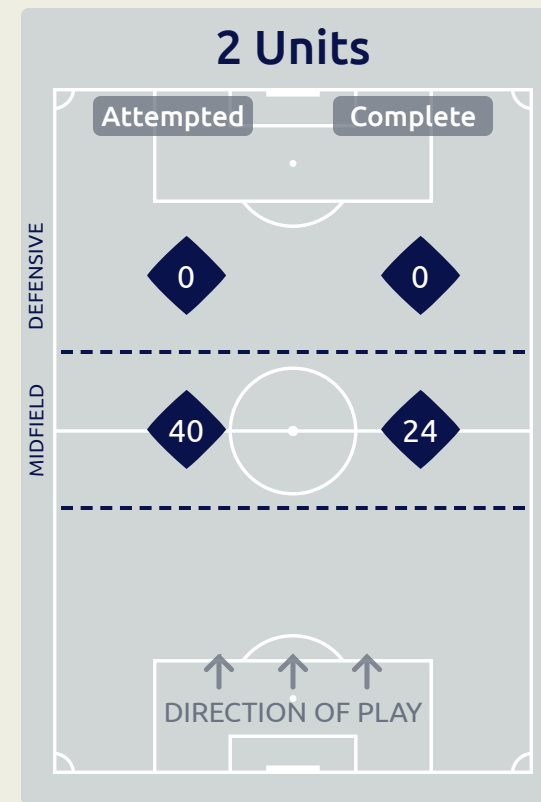
130



<b>Attempted Line Breaks</b>	<b>7</b>
Inside Shape	4
Outside Shape	3



<b>Attempted Line Breaks</b>	<b>83</b>
Inside Shape	59
Outside Shape	24



<b>Attempted Line Breaks</b>	<b>40</b>
Inside Shape	31
Outside Shape	9





# Passing Networks



#	Passes From ↓ to →	MORENO Jorge	GAITAN Mathius	SANTOS Carlos	CARDOZA Daniel	CABRERA Nestor	ORDONEZ Arquimidez	JUAREZ Allan	FRANCO Jonathan	DOMINGUEZ Andy	URIZAR Jeshua	MONTANO Figo	DELGADO Fausto	RAYMUNDO Emerson	MUNOZ Rudy	ESPINOZA Jose	PALENCIA Edy
12	MORENO Jorge		4	0	0	0	1	2	1	1	1	0	0	0	0	0	0
4	GAITAN Mathius	6		1	1	3	3	4	6	1	1	1	0	0	0	0	0
6	SANTOS Carlos	0	0		1	2	2	3	2	1	1	2	0	0	0	0	0
7	CARDOZA Daniel	0	0	2		3	2	3	1	1	6	4	0	0	4	0	0
8	CABRERA Nestor	0	4	3	3		2	1	1	1	4	1	0	0	0	0	0
10	ORDONEZ Arquimidez	0	1	1	5	1		2	2	2	1	0	0	1	2	1	0
13	JUAREZ Allan	0	2	1	4	2	4		0	3	0	1	0	0	0	0	0
14	FRANCO Jonathan	3	7	3	2	3	2	2		2	3	3	0	3	1	0	1
15	DOMINGUEZ Andy	0	3	1	1	0	2	5	0		0	0	0	0	0	0	3
16	URIZAR Jeshua	4	1	1	4	3	3	0	6	0		1	0	0	0	0	0
20	MONTANO Figo	0	0	2	2	1	0	2	1	2	0		1	0	1	1	0
1	DELGADO Fausto	0	0	0	0	0	0	0	1	1	0	0		0	0	0	0
3	RAYMUNDO Emerson	0	1	0	1	0	1	0	1	0	0	4	0		0	0	0
11	MUNOZ Rudy	0	0	0	4	0	0	0	0	0	0	0	0	1		1	0
17	ESPINOZA Jose	0	0	0	1	0	1	0	0	1	0	0	0	0	0		0
18	PALENCIA Edy	0	0	0	0	0	0	0	1	0	0	0	0	0	0	1	

Top 5 Player to Player Passers		
Player	Passed To	% of Total Team Passes
FRANCO Jonathan	GAITAN Mathius	2.9%
GAITAN Mathius	FRANCO Jonathan	2.5%
GAITAN Mathius	MORENO Jorge	2.5%
CARDOZA Daniel	URIZAR Jeshua	2.5%
URIZAR Jeshua	FRANCO Jonathan	2.5%

# Passing Networks



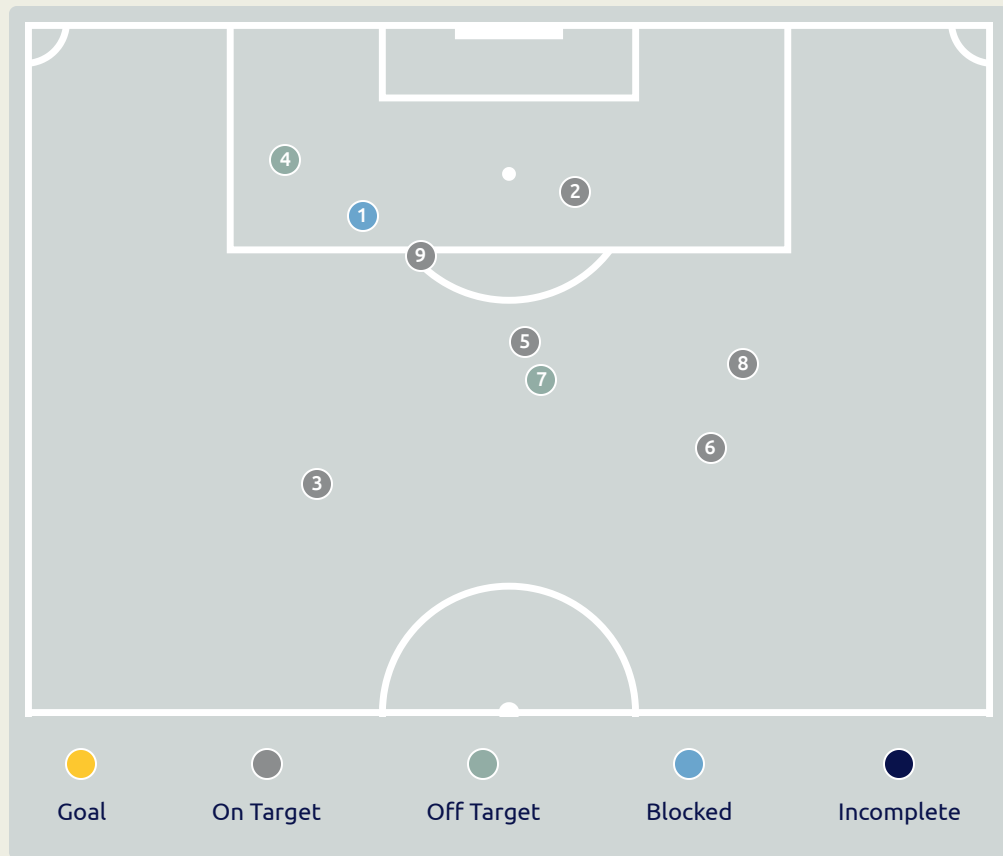
#	Passes From ↓ to →	SIMS Kees	JARVIE Jackson	SUPYK Adam	HUGHES Isaac	SURMAN Finn	CONCHIE Fin	KARUNARATNE Noah	MANUEL Jackson	COLLOTY Oliver	HERDMAN Jay	KELLY-HEALD Lukas	GARBETT Norman	RAJ Aaryan	McKAY Dan	WALLACE Benjamin	DONKERS Kian
1	SIMS Kees		0	0	1	5	4	1	0	1	1	6	0	0	0	0	0
2	JARVIE Jackson	0		0	8	1	2	0	0	1	0	0	0	0	0	1	0
3	SUPYK Adam	0	0		1	1	0	1	4	1	3	5	0	0	0	0	0
4	HUGHES Isaac	3	6	1		23	12	1	3	2	0	6	1	0	0	1	0
5	SURMAN Finn	3	4	1	24		3	0	5	2	0	18	0	4	0	0	0
6	CONCHIE Fin	2	2	1	11	4		2	5	1	3	7	2	0	0	3	0
7	KARUNARATNE Noah	0	1	1	0	0	3		4	3	1	0	0	0	0	0	0
8	MANUEL Jackson	1	2	5	5	10	5	3		0	2	5	0	0	0	1	0
9	COLLOTY Oliver	0	1	2	0	0	0	4	2		1	0	0	0	0	0	0
10	HERDMAN Jay	0	1	1	3	1	3	3	1	1		1	0	0	0	0	0
20	KELLY-HEALD Lukas	1	0	7	2	25	4	2	9	4	2		0	0	0	0	0
11	GARBETT Norman	0	0	0	0	0	1	0	0	0	0	0		1	0	0	0
15	RAJ Aaryan	3	0	0	1	0	0	0	0	0	0	0	0		0	0	0
16	McKAY Dan	0	1	0	2	0	0	0	0	0	0	0	1	0		1	0
18	WALLACE Benjamin	0	0	0	1	0	0	0	0	0	1	0	0	0	1		1
19	DONKERS Kian	0	0	0	0	0	0	0	0	0	0	0	0	0	1	0	

Top 5 Player to Player Passers		
Player	Passed To	% of Total Team Passes

KELLY-HEALD Lukas	SURMAN Finn	6.6%
SURMAN Finn	HUGHES Isaac	6.3%
HUGHES Isaac	SURMAN Finn	6.1%
SURMAN Finn	KELLY-HEALD Lukas	4.8%
HUGHES Isaac	CONCHIE Fin	3.2%



# Attempts at Goal



Key	Outcome	Shots
●	Goals	0
●	On Target	6
●	Off Target	2
●	Blocked	1
●	Incomplete	0

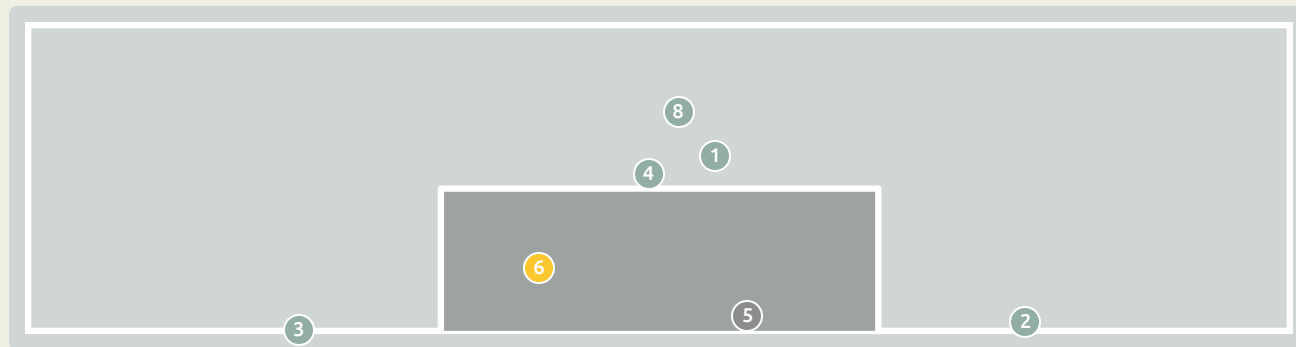
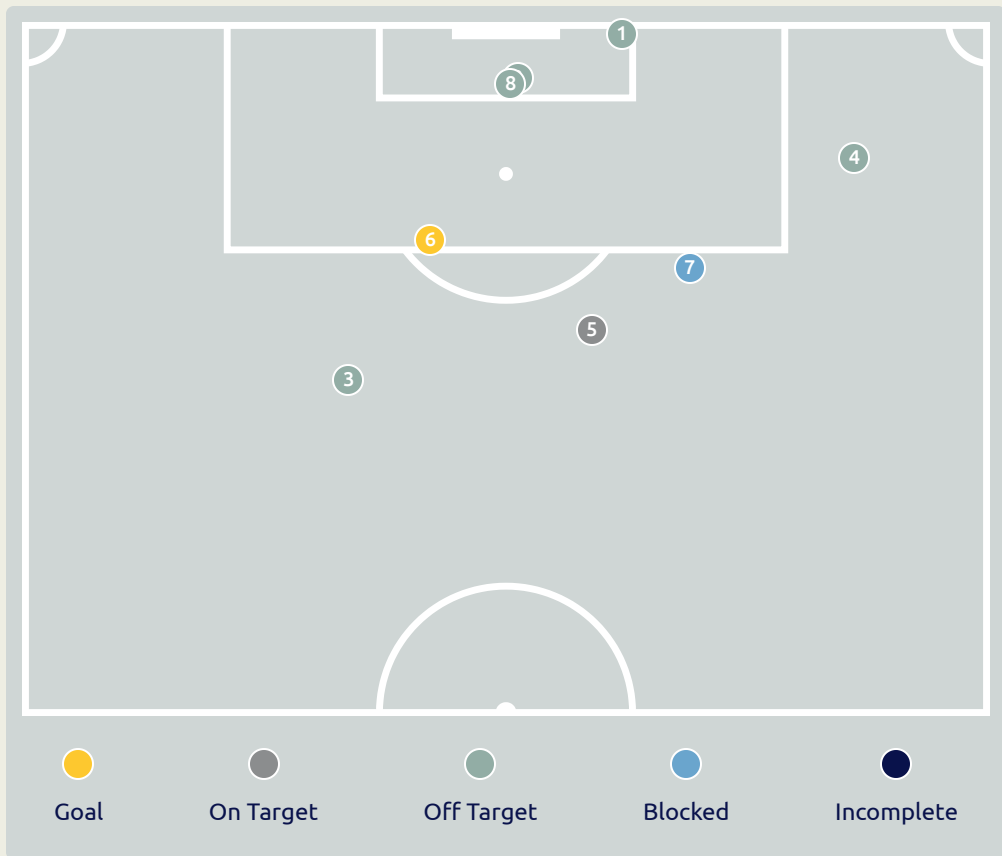
# Attempts at Goal

**Guatemala**

Time	Player	Outcome	Body Part	Delivery Type
8	7 CARDOZA Daniel	Incomplete - Blocked	Left Foot	Pass
10	6 SANTOS Carlos	On Target	Head	Cross
34	16 URIZAR Jeshua	On Target	Right Foot	Pass
41	20 MONTANO Figo	Off Target	Left Foot	Pass
55	10 ORDONEZ Arquimidez	On Target	Left Foot	Pass
64	8 CABRERA Nestor	Deflected On Target - Defensive Event	Right Foot	Pass
65	16 URIZAR Jeshua	Off Target	Right Foot	Loose Ball
69	7 CARDOZA Daniel	On Target - Saved	Left Foot	Pass
81	10 ORDONEZ Arquimidez	On Target - Saved	Left Foot	Pass

# Attempts at Goal

New Zealand



Key	Outcome	Shots
●	Goals	1
●	On Target	1
●	Off Target	5
●	Blocked	1
●	Incomplete	0



# Attempts at Goal

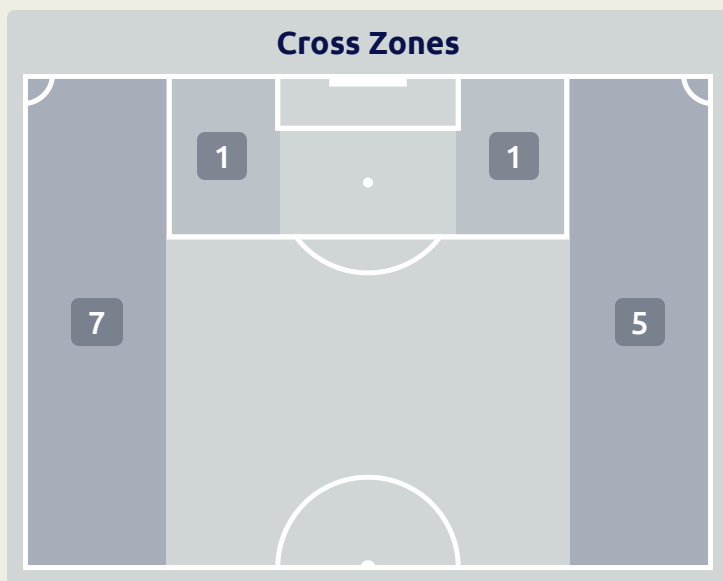
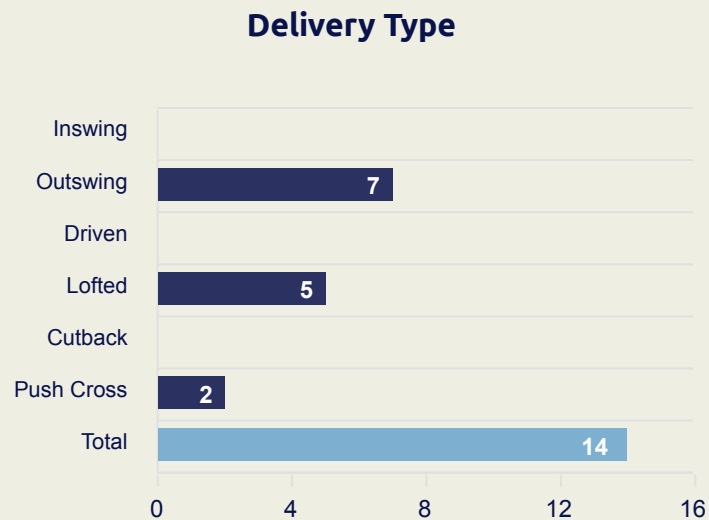
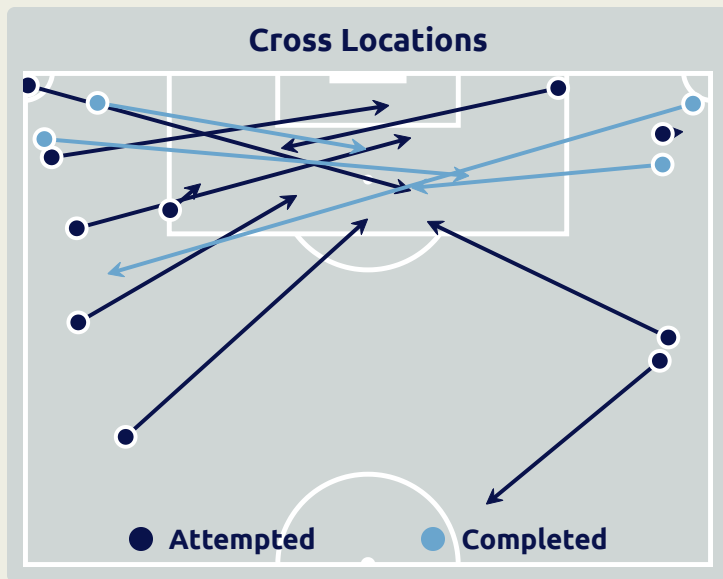
## New Zealand



Time	Player	Outcome	Body Part	Delivery Type
4	20 KELLY-HEALD Lukas	Off Target	Head	Corner
13	20 KELLY-HEALD Lukas	Off Target	Head	Corner
32	10 HERDMAN Jay	Off Target	Right Foot	Freekick
52	8 MANUEL Jackson	Off Target	Left Foot	Pass
71	18 WALLACE Benjamin	On Target - Saved	Left Foot	Pass
79	11 GARBETT Norman	On Target - Goal	Left Foot	Pass
89	18 WALLACE Benjamin	Incomplete - Blocked	Left Foot	Pass
92	19 DONKERS Kian	Off Target	Head	Other



# Crosses (Open Play)



Attempted

**14**

Completed

**4**

Most Crosses Attempted

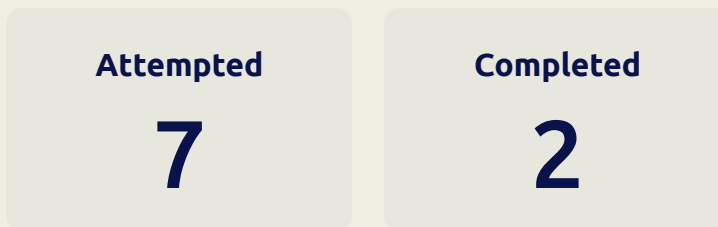
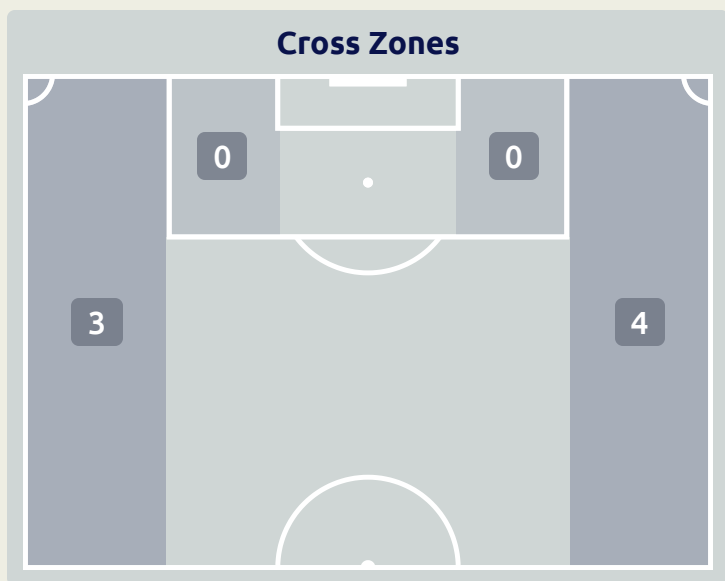
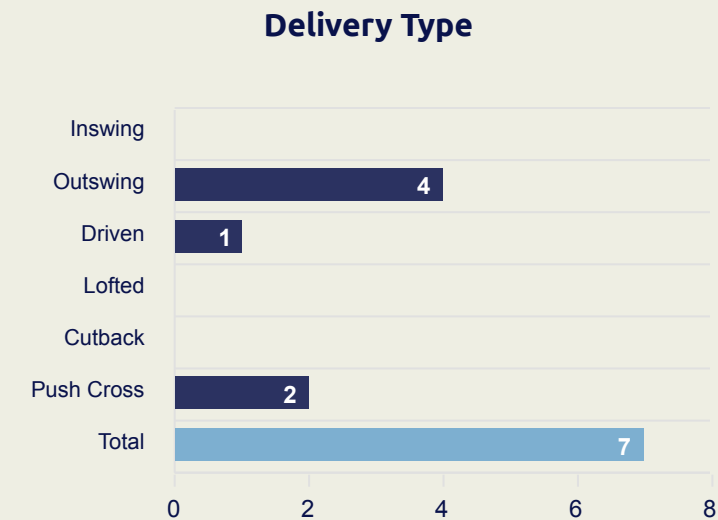
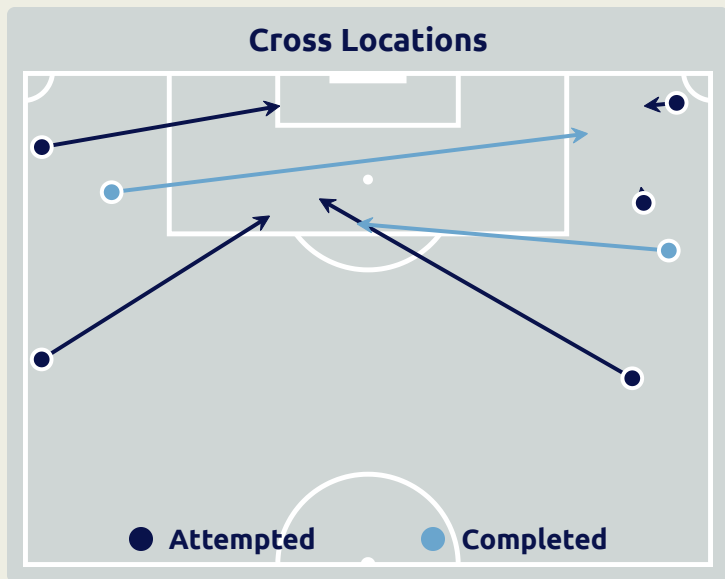
**4**

**DOMINGUEZ Andy**  
RIGHT BACK

#	Player	Inswing	Outswing	Driven	Lofted	Cutback	Push Cross	Total Attempted
12	MORENO Jorge	0	0	0	0	0	0	0
4	GAITAN Mathius	0	0	0	0	0	0	0
6	SANTOS Carlos	0	1	0	0	0	0	1
7	CARDOZA Daniel	0	2	0	0	0	0	2
8	CABRERA Nestor	0	0	0	0	0	0	0
10	ORDONEZ Arquimidez	0	1	0	0	0	0	1
13	JUAREZ Allan	0	0	0	0	0	0	0
14	FRANCO Jonathan	0	0	0	0	0	0	0
15	DOMINGUEZ Andy	0	0	0	3	0	1	4
16	URIZAR Jeshua	0	0	0	0	0	0	0
20	MONTANO Figo	0	1	0	1	0	1	3
1	DELGADO Fausto	0	0	0	0	0	0	0
3	RAYMUNDO Emerson	0	0	0	0	0	0	0
11	MUNOZ Rudy	0	2	0	1	0	0	3
17	ESPINOZA Jose	0	0	0	0	0	0	0
18	PALENCIA Edy	0	0	0	0	0	0	0



# Crosses (Open Play)



#	Player	Inswing	Outswing	Driven	Lofted	Cutback	Push Cross	Total Attempted
1	SIMS Kees	0	0	0	0	0	0	0
2	JARVIE Jackson	0	2	0	0	0	0	2
3	SUPYK Adam	0	1	0	0	0	2	3
4	HUGHES Isaac	0	1	0	0	0	0	1
5	SURMAN Finn	0	0	0	0	0	0	0
6	CONCHIE Fin	0	0	0	0	0	0	0
7	KARUNARATNE Noah	0	0	0	0	0	0	0
8	MANUEL Jackson	0	0	0	0	0	0	0
9	COLLOTY Oliver	0	0	0	0	0	0	0
10	HERDMAN Jay	0	0	0	0	0	0	0
20	KELLY-HEALD Lukas	0	0	0	0	0	0	0
11	GARBETT Norman	0	0	0	0	0	0	0
15	RAJ Aaryan	0	0	0	0	0	0	0
16	McKAY Dan	0	0	0	0	0	0	0
18	WALLACE Benjamin	0	0	1	0	0	0	1
19	DONKERS Kian	0	0	0	0	0	0	0



# Offering to Receive

313

Total Offers Made

97

Total Offers Received

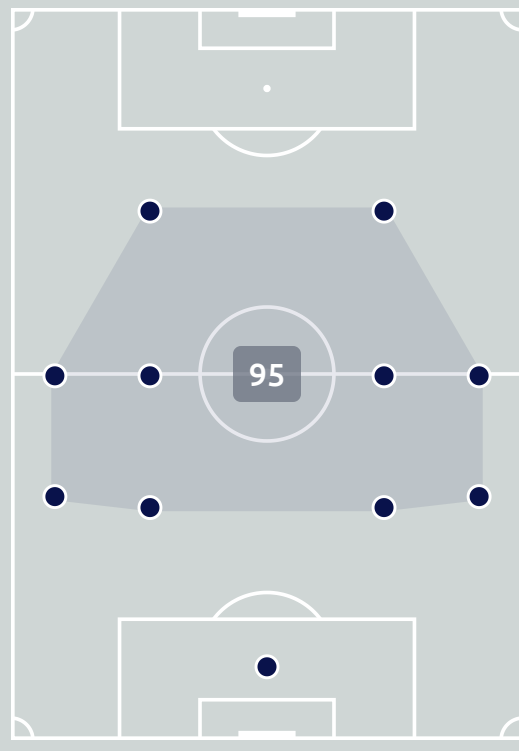
## Most Offers

51

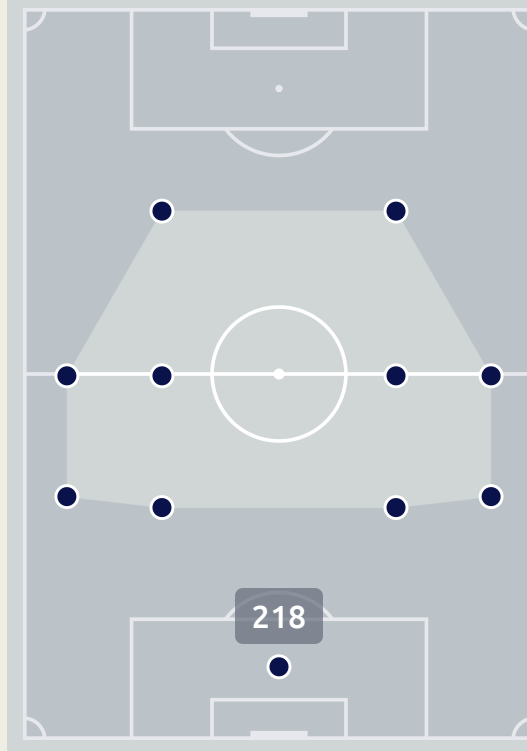
CARDOZA Daniel

LEFT MIDFIELD

### Offers Made Inside Shape



### Offers Made Outside Shape



120

Offers Made in Final Third

108

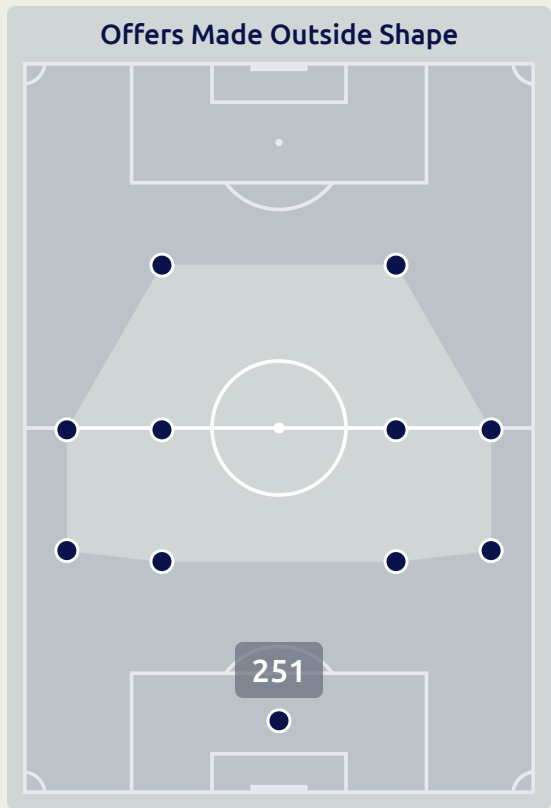
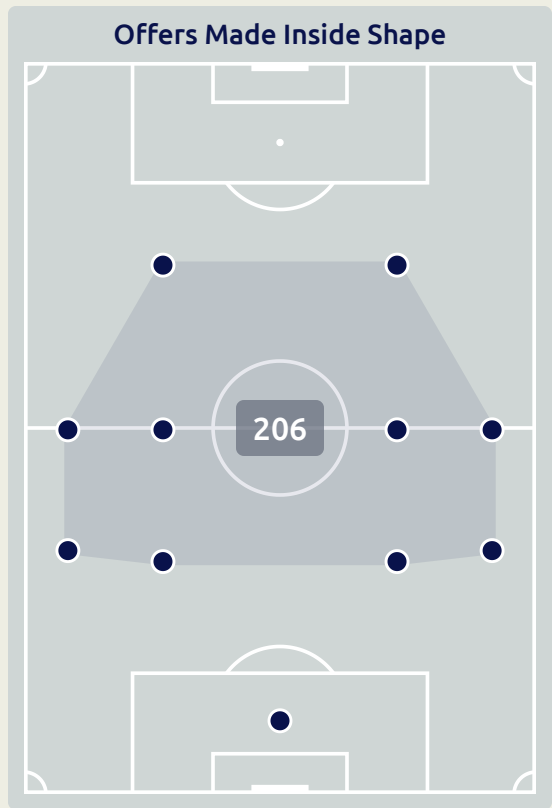
Offers Made in Middle Third

85

Offers Made in Defensive Third

#	Player	Offers Made	Offers Received	% Made & Received
12	MORENO Jorge	3	0	0%
4	GAITAN Mathius	19	7	36.8%
6	SANTOS Carlos	14	4	28.6%
7	CARDOZA Daniel	51	21	41.2%
8	CABRERA Nestor	10	5	50%
10	ORDONEZ Arquimidez	43	16	37.2%
13	JUAREZ Allan	45	13	28.9%
14	FRANCO Jonathan	9	4	44.4%
15	DOMINGUEZ Andy	33	9	27.3%
16	URIZAR Jeshua	11	6	54.5%
20	MONTANO Figo	43	5	11.6%
1	DELGADO Fausto	0	0	0%
3	RAYMUNDO Emerson	0	0	0%
11	MUNOZ Rudy	14	3	21.4%
17	ESPINOZA Jose	10	1	10%
18	PALENCIA Edy	8	3	37.5%

# Offering to Receive



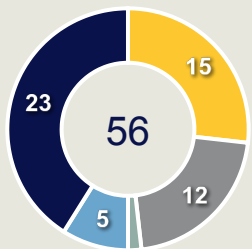
#	Player	Offers Made	Offers Received	% Made & Received
1	SIMS Kees	4	0	0%
2	JARVIE Jackson	52	15	28.8%
3	SUPYK Adam	39	16	41%
4	HUGHES Isaac	21	17	81%
5	SURMAN Finn	11	4	36.4%
6	CONCHIE Fin	18	8	44.4%
7	KARUNARATNE Noah	53	14	26.4%
8	MANUEL Jackson	68	27	39.7%
9	COLLOTY Oliver	66	14	21.2%
10	HERDMAN Jay	47	7	14.9%
20	KELLY-HEALD Lukas	26	19	73.1%
11	GARBETT Norman	14	4	28.6%
15	RAJ Aaryan	0	0	0%
16	McKAY Dan	5	1	20%
18	WALLACE Benjamin	23	6	26.1%
19	DONKERS Kian	10	1	10%



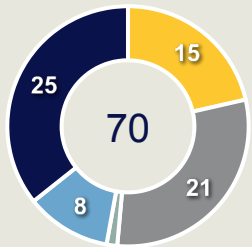
# Movement to Receive

## Movement Types by Phase

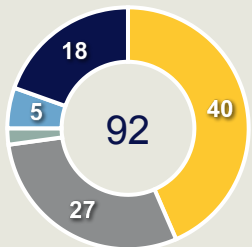
### Final Third Phase



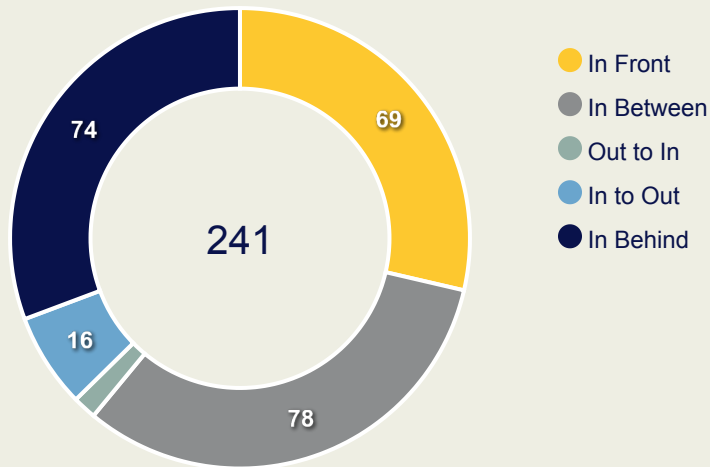
### Progression Phase



### Build Up Phase



## All Movement Types

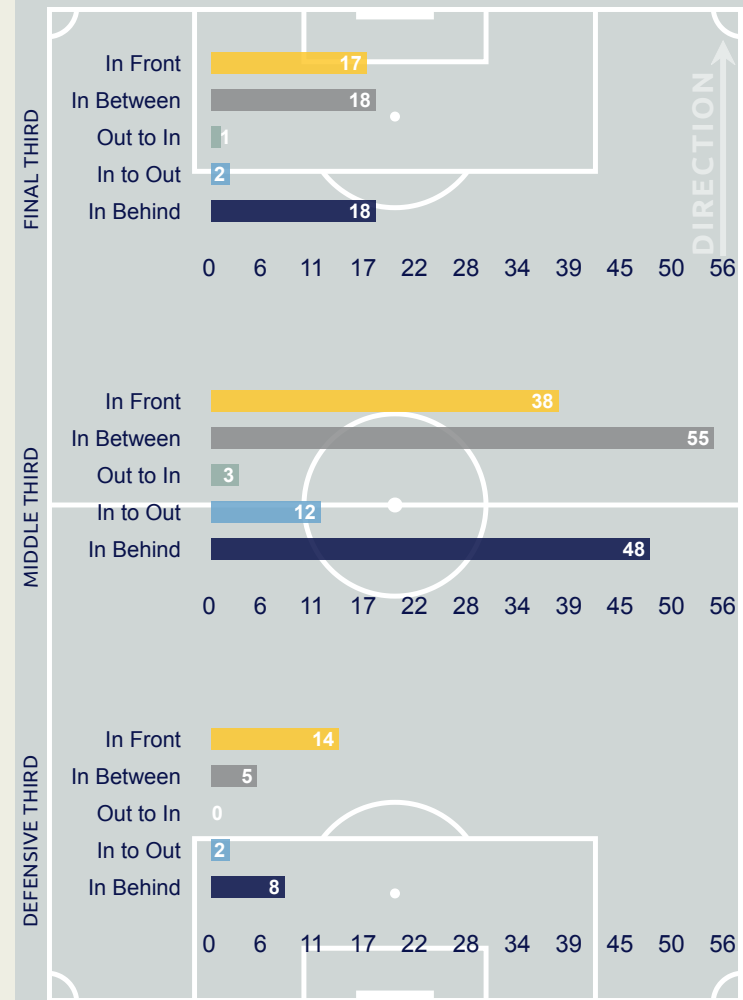


- In Front
- In Between
- Out to In
- In to Out
- In Behind

## Top Ranked Players

Type	Player	Movements
In Front	7 CARDOZA Daniel	17
In Between	10 ORDONEZ Arquimidez	25
Out to In	10 ORDONEZ Arquimidez	2
In to Out	13 JUAREZ Allan	9
In Behind	10 ORDONEZ Arquimidez	11

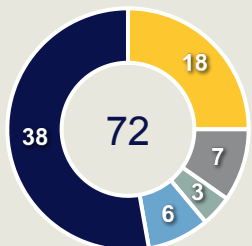
## Movement Types Pitch Third



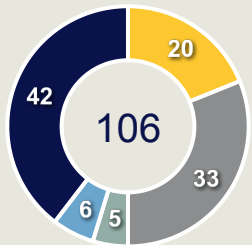
# Movement to Receive

## Movement Types by Phase

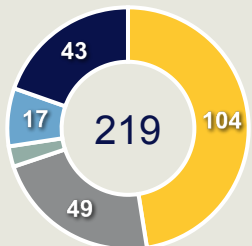
### Final Third Phase



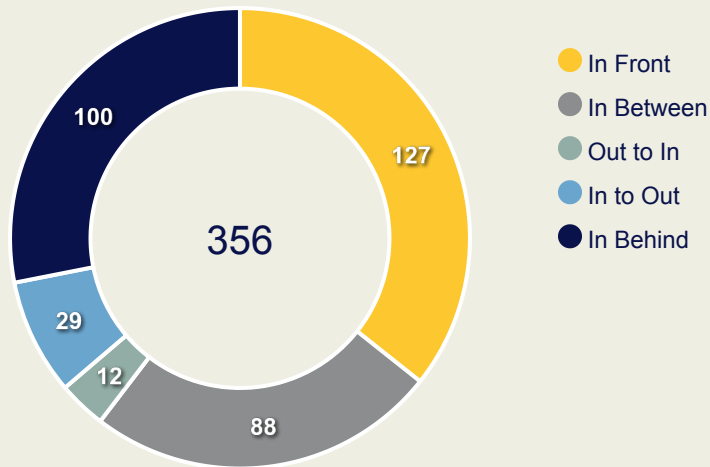
### Progression Phase



### Build Up Phase



## All Movement Types

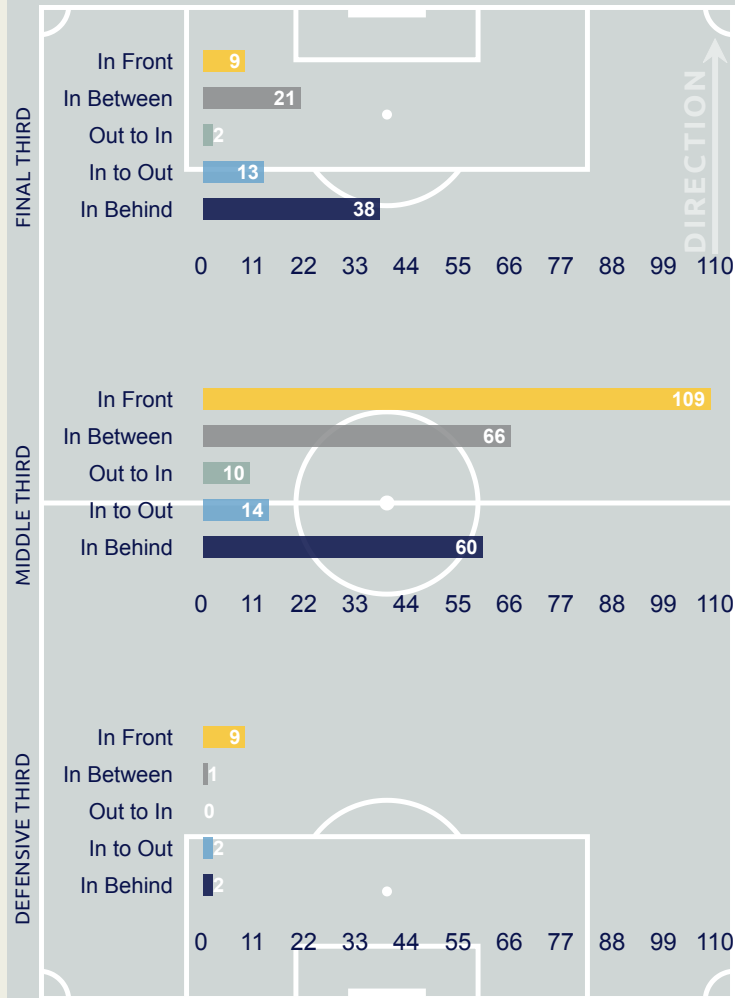


- In Front
- In Between
- Out to In
- In to Out
- In Behind

## Top Ranked Players

Type	Player	Movements
In Front	8 MANUEL Jackson	54
In Between	7 KARUNARATNE Noah	23
Out to In	7 KARUNARATNE Noah	5
In to Out	9 COLLOTY Oliver	10
In Behind	9 COLLOTY Oliver	32

## Movement Types Pitch Third



# OUT OF POSSESSION



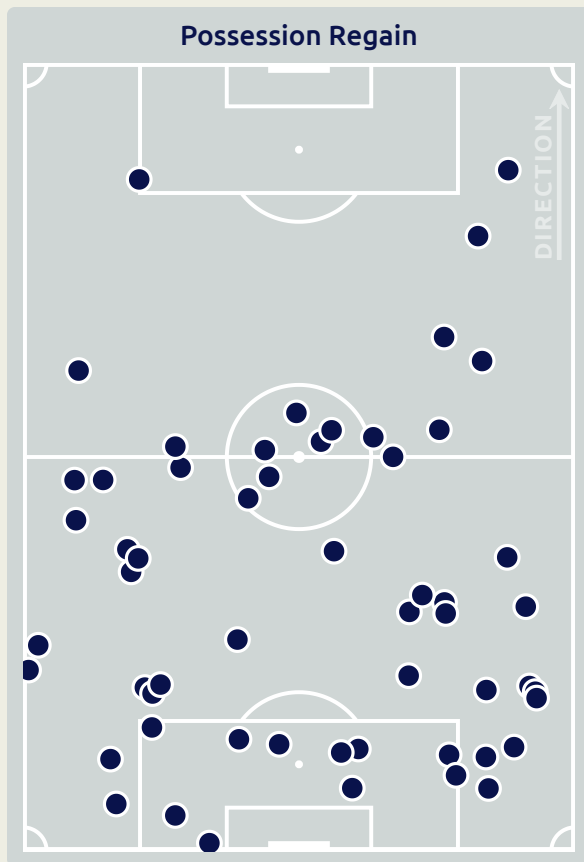
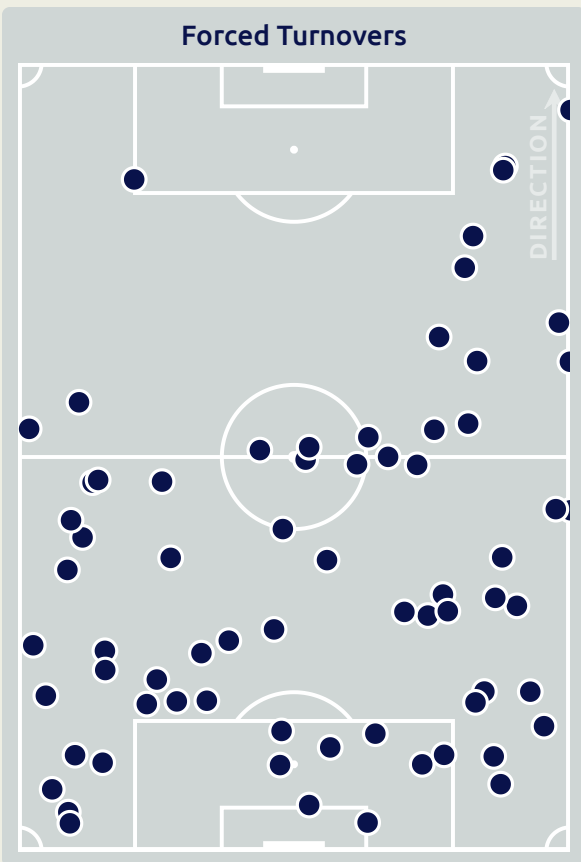
Guatemala v New Zealand



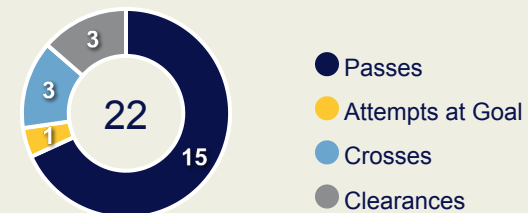
Guatemala



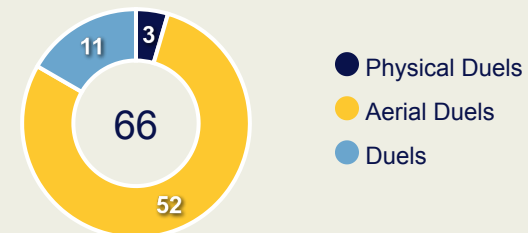
## Defensive Actions



## Blocks



## Possession Contests

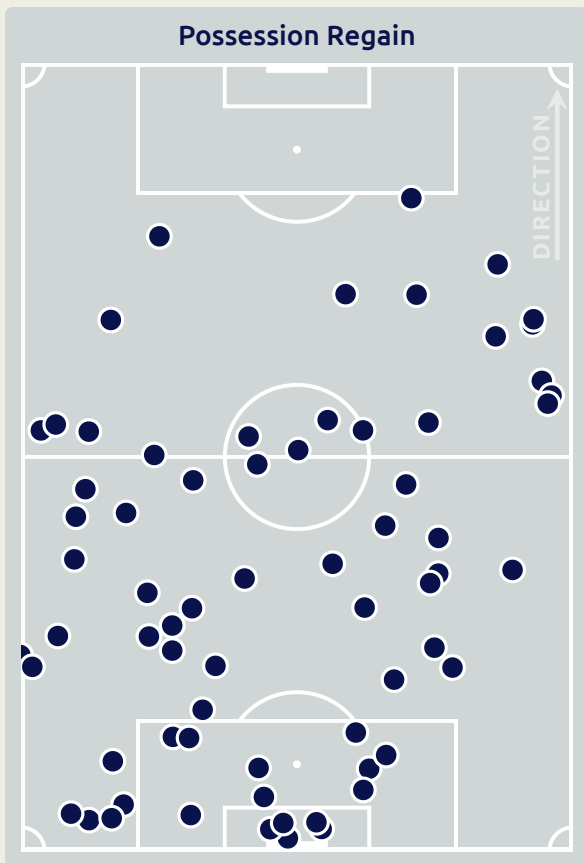
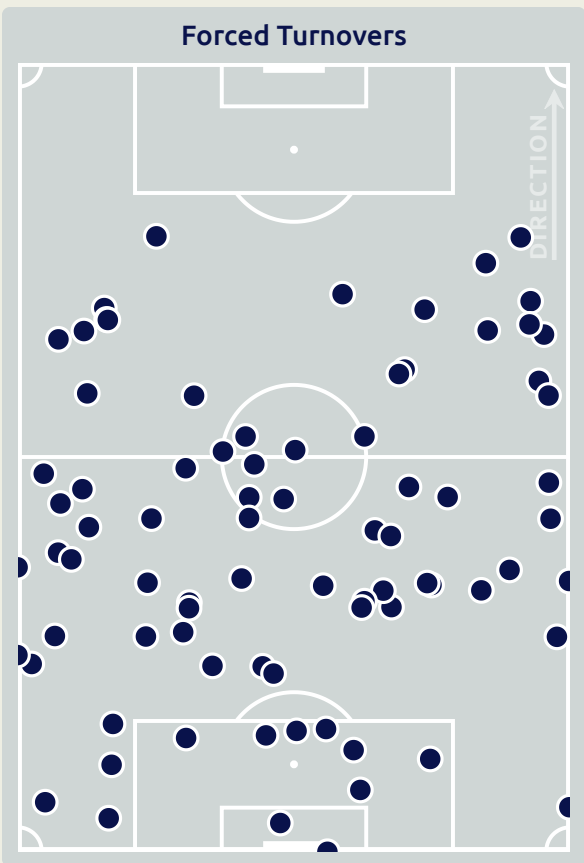


## Most Possession Regains

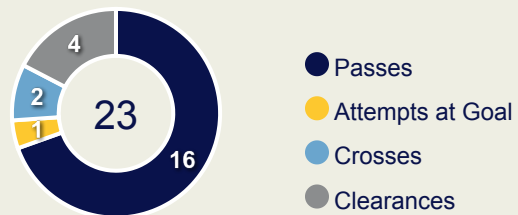
**11**  
FRANCO Jonathan  
CENTRE BACK

#	Player	Total Possession Regains
12	MORENO Jorge	4
4	GAITAN Mathius	6
6	SANTOS Carlos	2
7	CARDOZA Daniel	2
8	CABRERA Nestor	2
10	ORDONEZ Arquimidez	0
13	JUAREZ Allan	6
14	FRANCO Jonathan	11
15	DOMINGUEZ Andy	10
16	URIZAR Jeshua	7
20	MONTANO Figo	6
1	DELGADO Fausto	0
3	RAYMUNDO Emerson	2
11	MUNOZ Rudy	2
17	ESPINOZA Jose	5
18	PALENCIA Edy	0

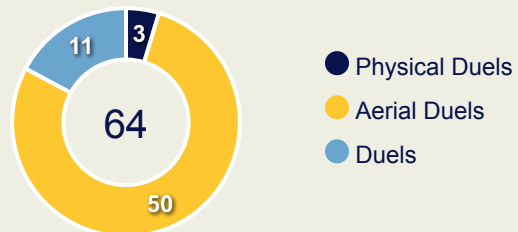
## Defensive Actions



### Blocks



### Possession Contests



### Most Possession Regains



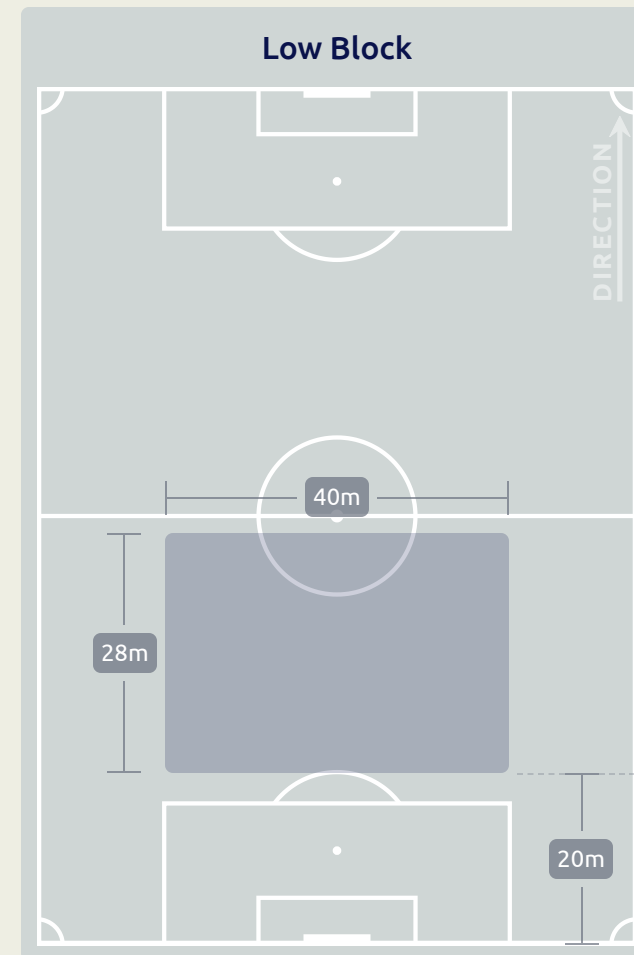
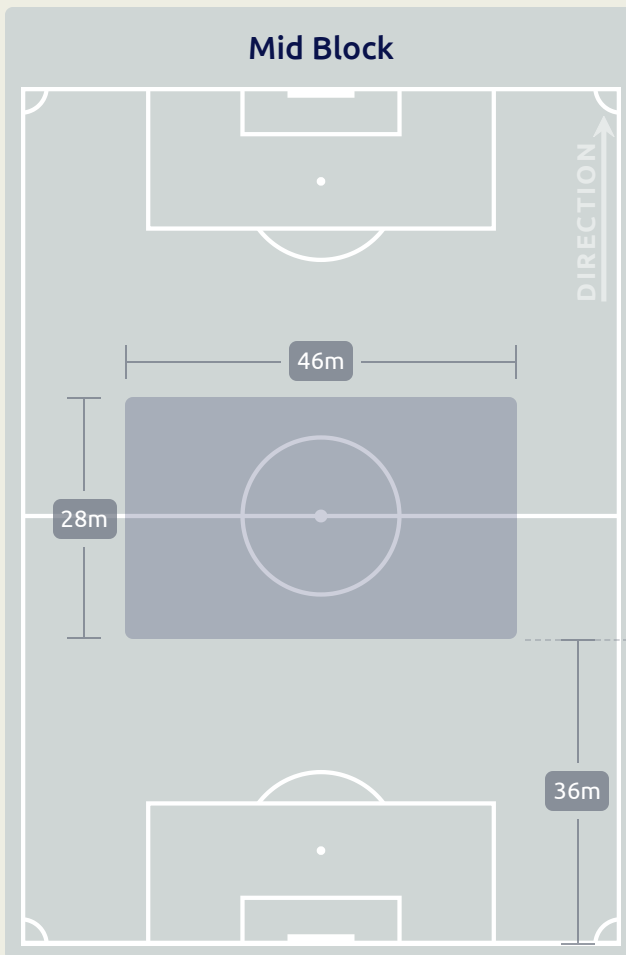
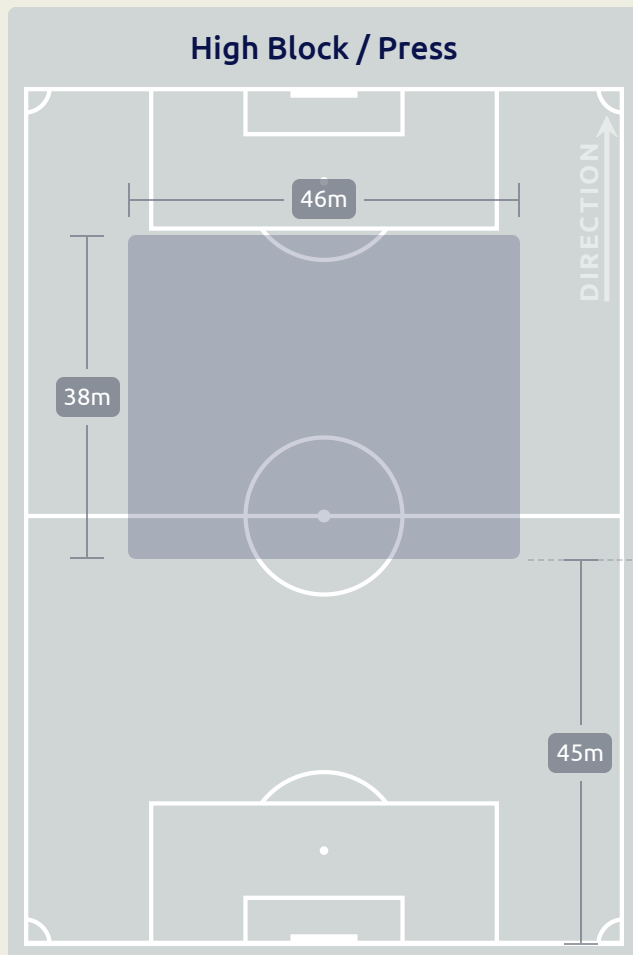
## New Zealand



#	Player	Total Possession Regains
1	SIMS Kees	11
2	JARVIE Jackson	6
3	SUPYK Adam	9
4	HUGHES Isaac	6
5	SURMAN Finn	8
6	CONCHIE Fin	9
7	KARUNARATNE Noah	2
8	MANUEL Jackson	3
9	COLLOTY Oliver	1
10	HERDMAN Jay	5
20	KELLY-HEALD Lukas	6
11	GARBETT Norman	3
15	RAJ Aaryan	0
16	McKAY Dan	0
18	WALLACE Benjamin	0
19	DONKERS Kian	0

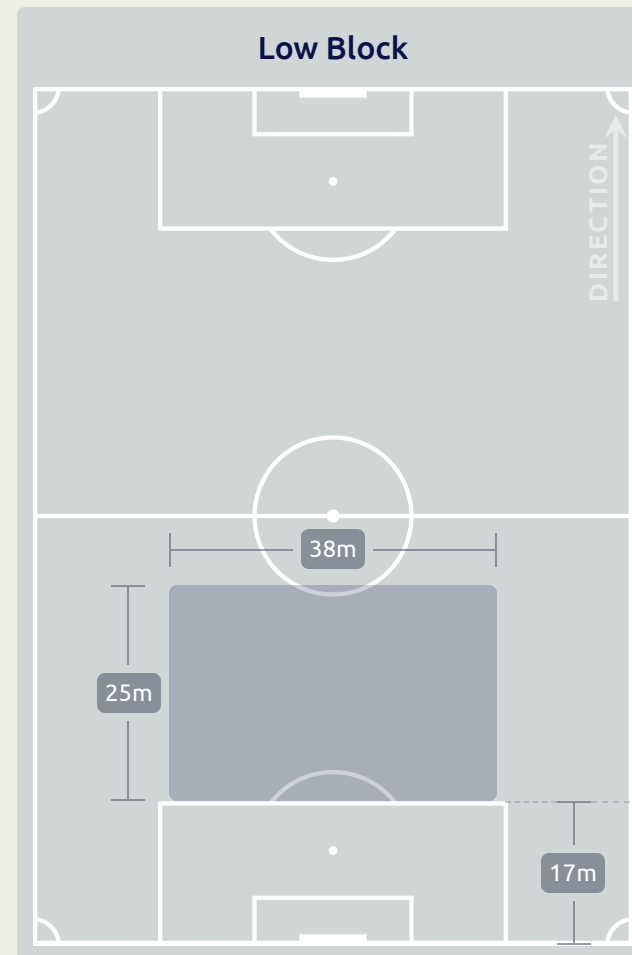
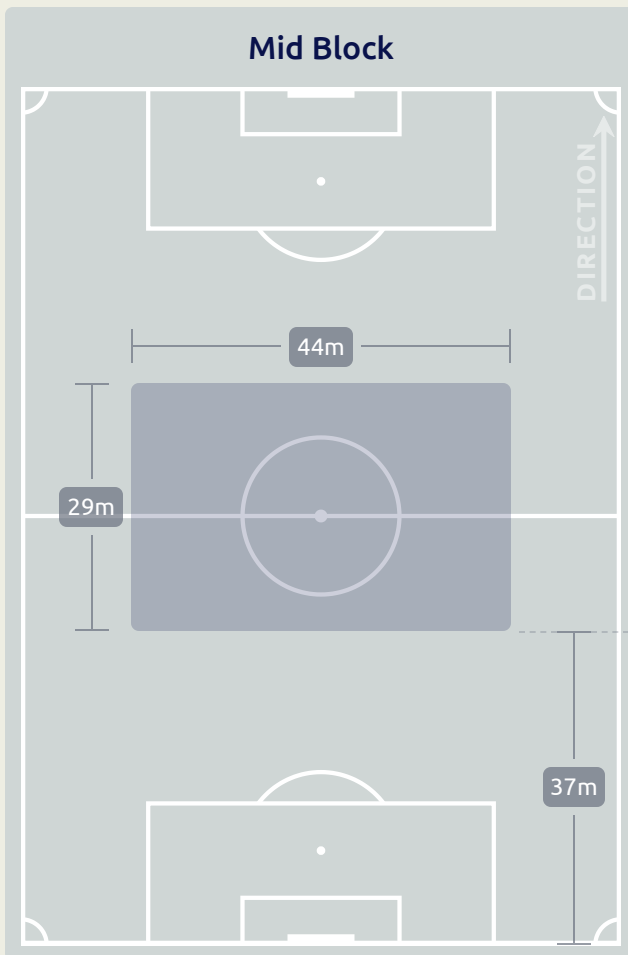
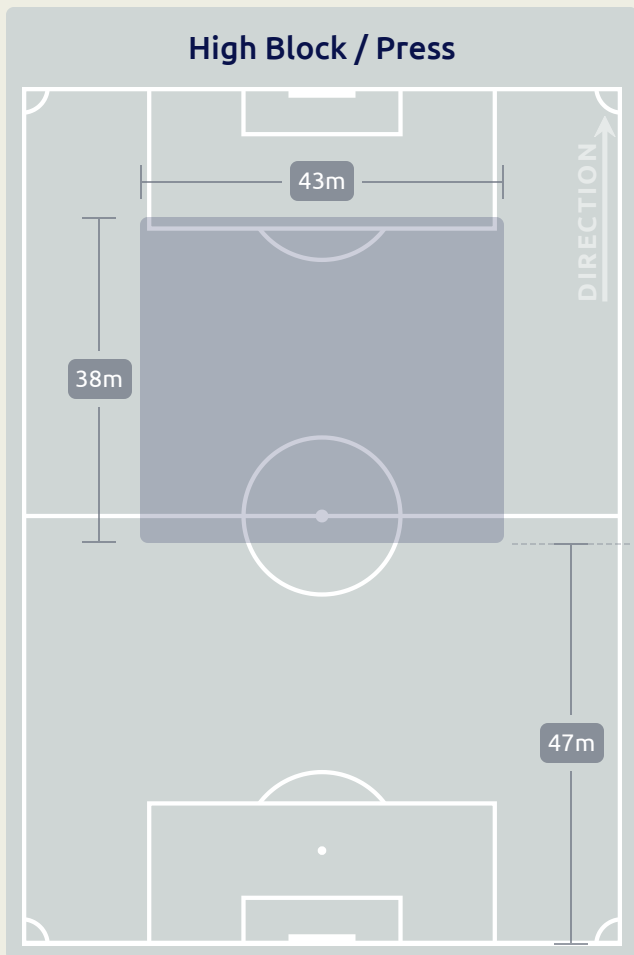


# Defensive Line Height & Team Length



# Defensive Line Height & Team Length

New Zealand



# Defensive Pressure



Guatemala



269	Total Pressures	261
57	Direct Pressures	77
1.24s	Avg Pressure Duration	1.55s
69	Forced Turnovers	80
10.95s	Ball Recovery Time	9.21s
114	Pushing on into Pressing	129
315	Pushing on	269
48	Pressing Direction Inside	42
122	Pressing Direction Outside	128

Most Direct Pressures

**10**

**DOMINGUEZ Andy**  
RIGHT BACK

Most Direct Pressures

**12**

**SURMAN Finn**  
CENTRE BACK

New Zealand



# GOALKEEPING



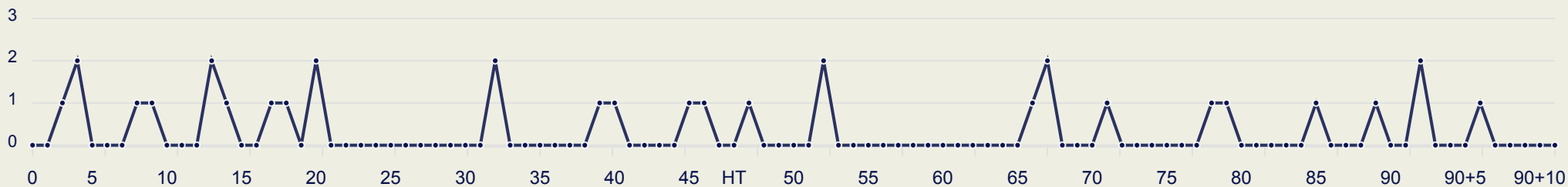
Guatemala v New Zealand

# Goalkeeping Involvement



## Guatemala

### Guatemala GK Involvement Timeline



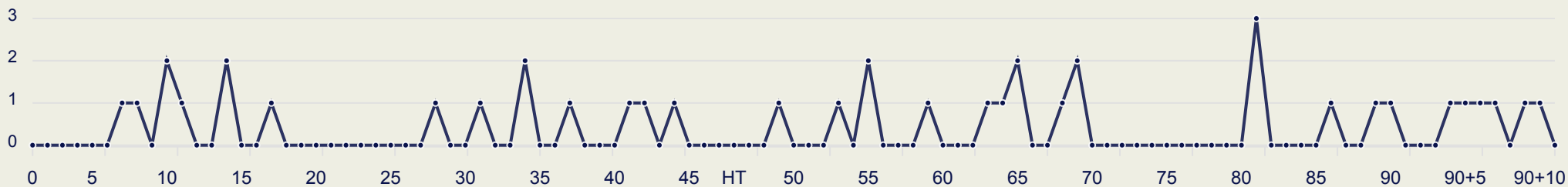
32

Total Involvements



## New Zealand

### New Zealand GK Involvement Timeline



40

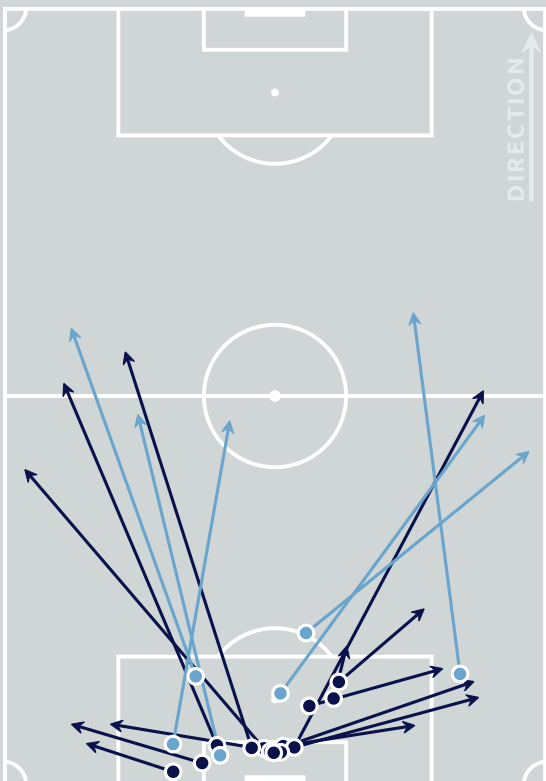
Total Involvements

Guatemala



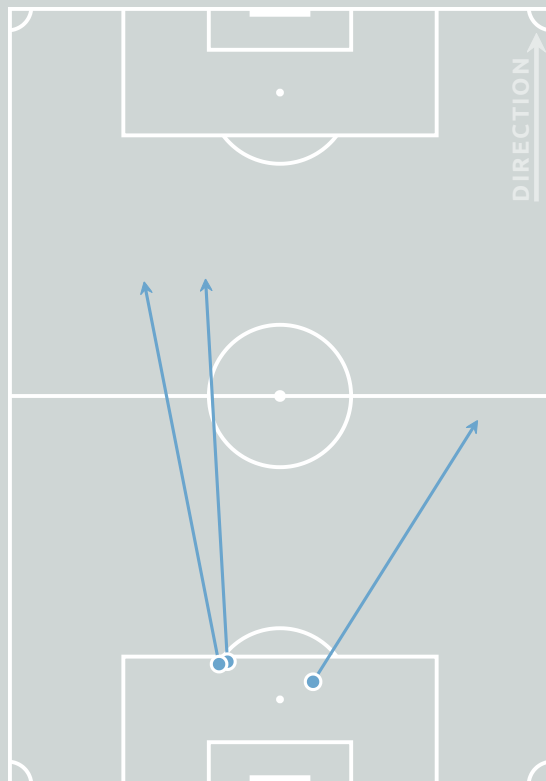
# Goalkeeping Distribution

### Kick from Feet



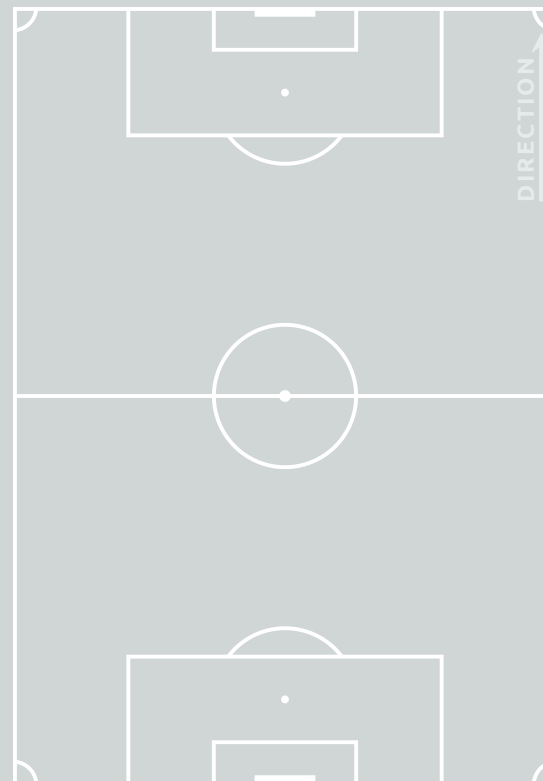
● Complete ● Incomplete

### Kick from Hands



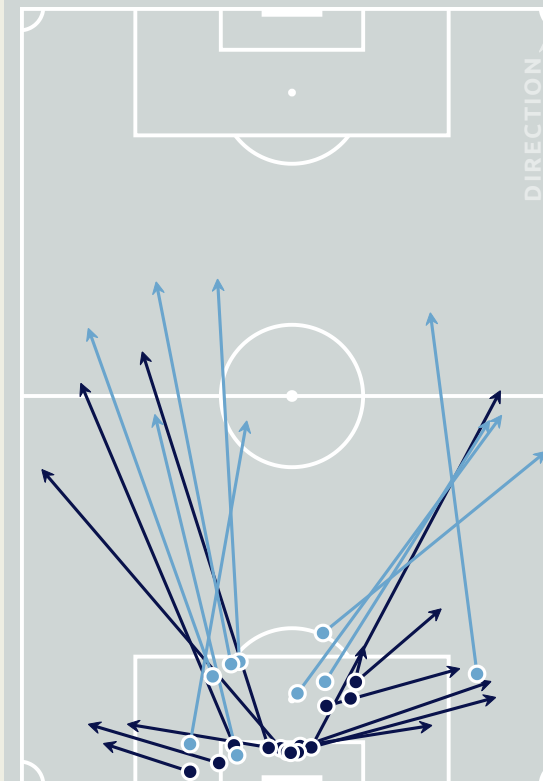
● Complete ● Incomplete

### Throw Distribution



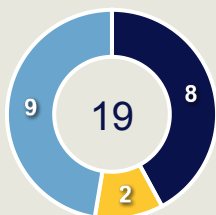
● Complete ● Incomplete

### Total Distributions

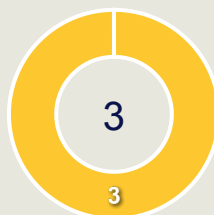


● Complete ● Incomplete

- Play Onto
- Play Into
- Play Around
- Play Through
- Play Beyond
- Other



- Side Kick
- From Hands
- Drop Kick



- Over Arm
- Under Arm
- Side Arm
- Chest

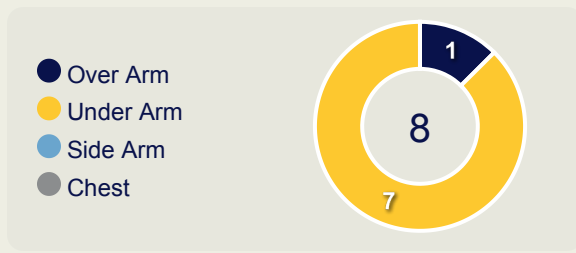
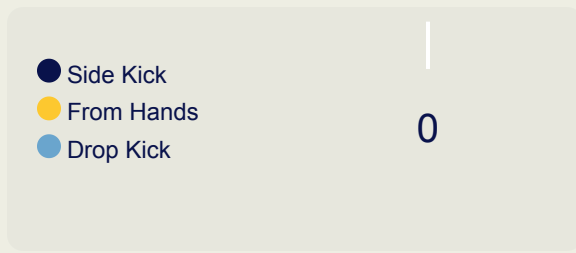
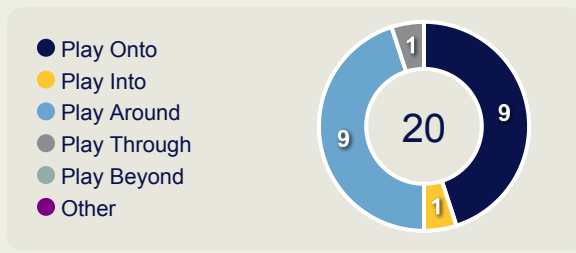
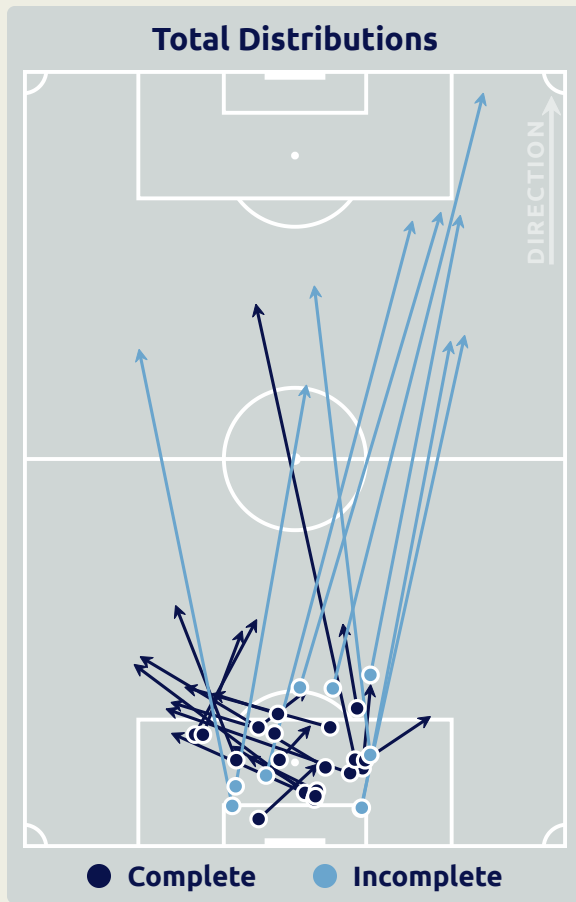
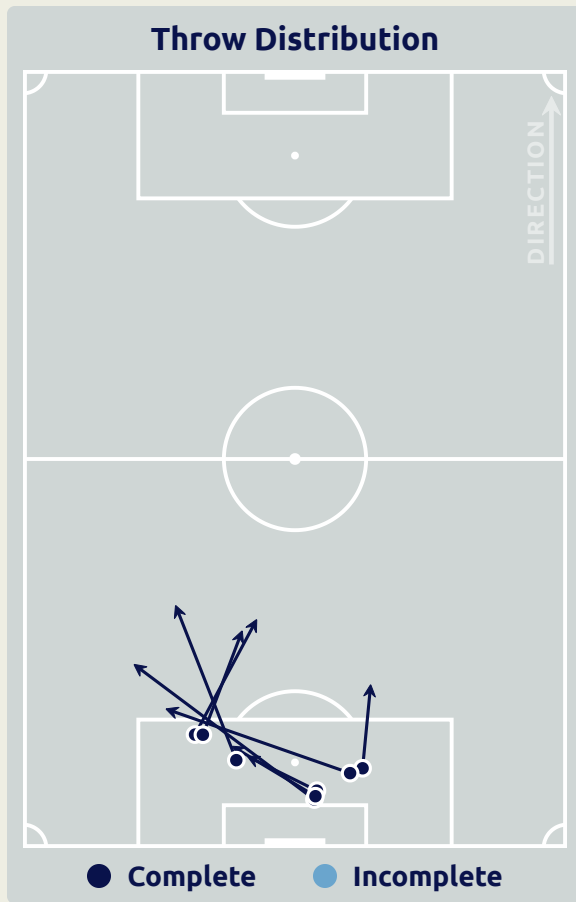
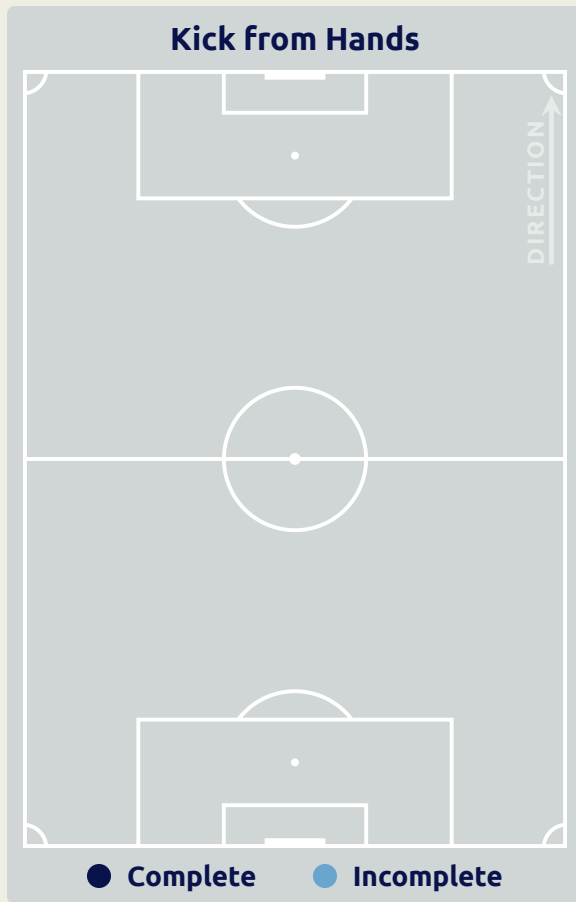
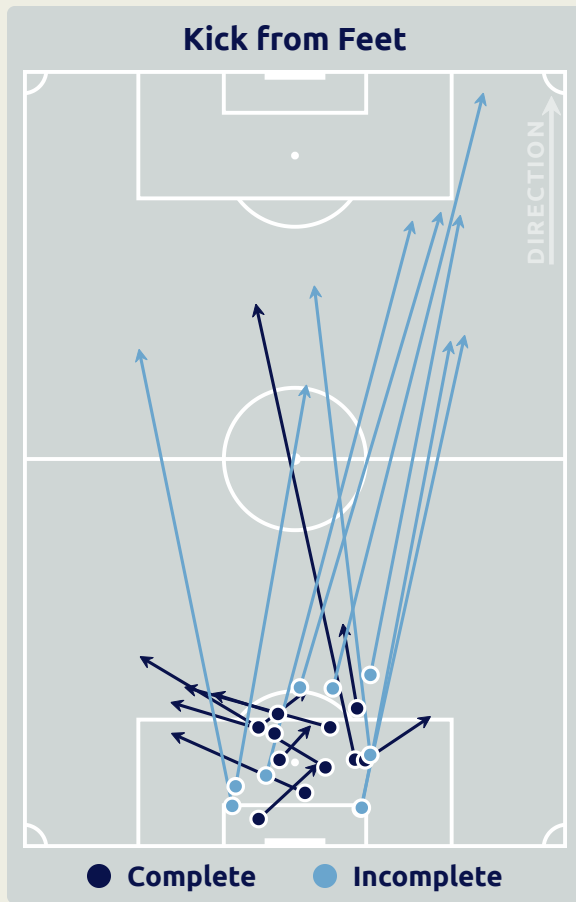
0

11

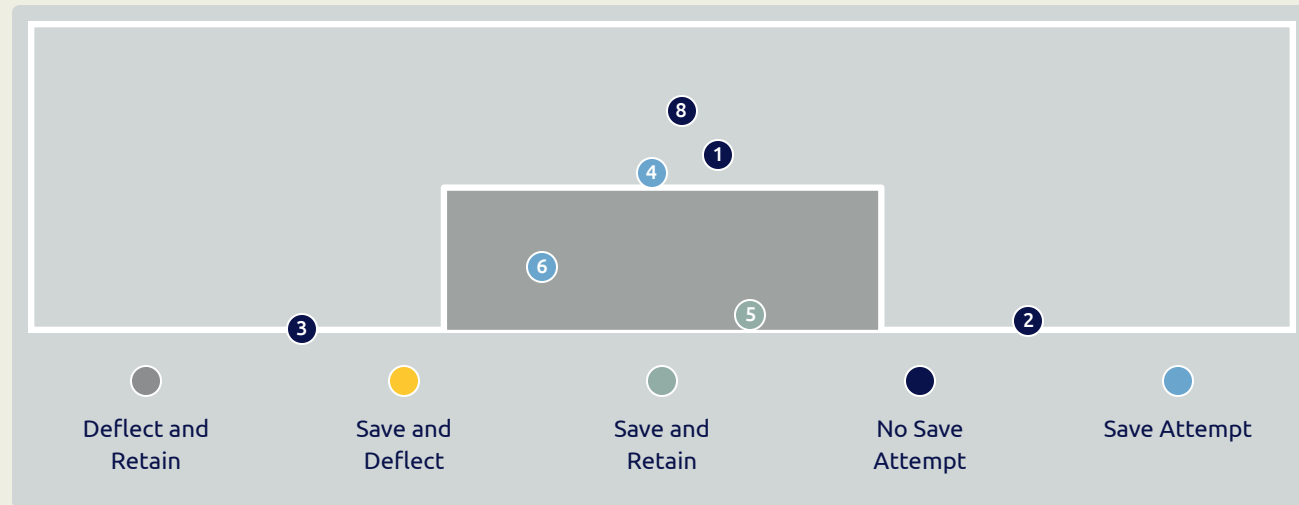
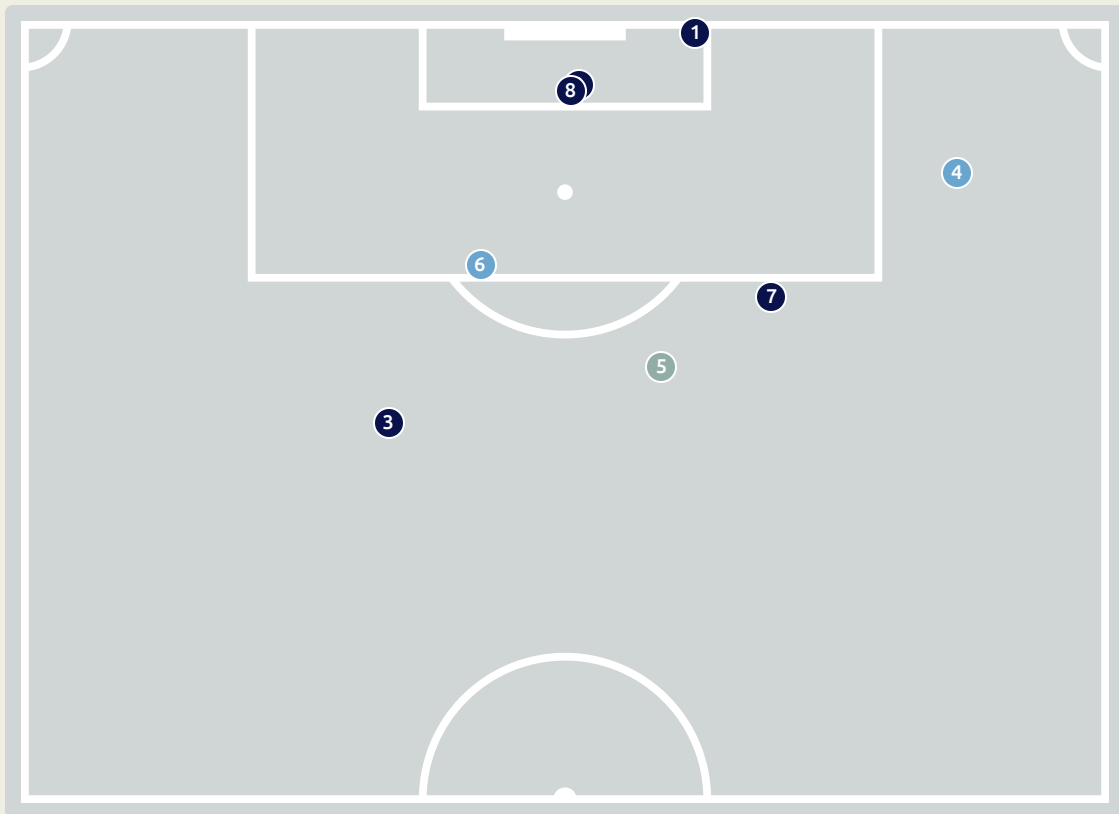
Goalkeeper Line Breaks



# Goalkeeping Distribution



# Goal Prevention



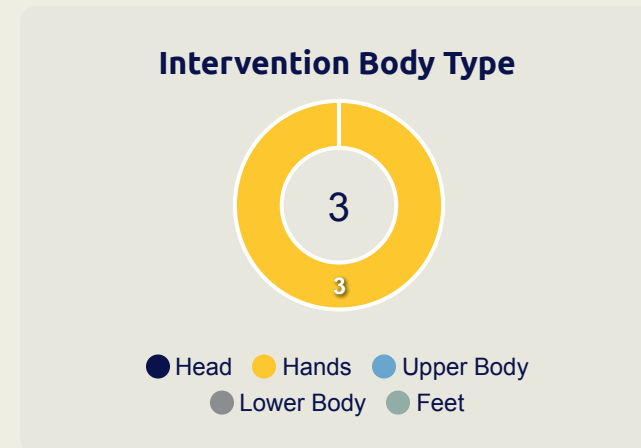
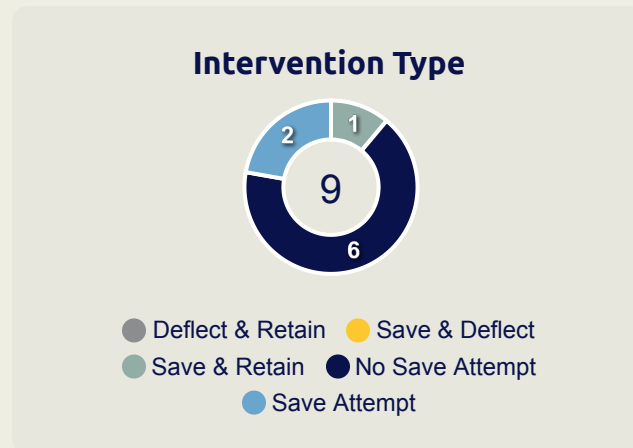
- Deflect and Retain
- Save and Deflect
- Save and Retain
- No Save Attempt
- Save Attempt

**9**

Total Attempts on Goal Faced

**50**

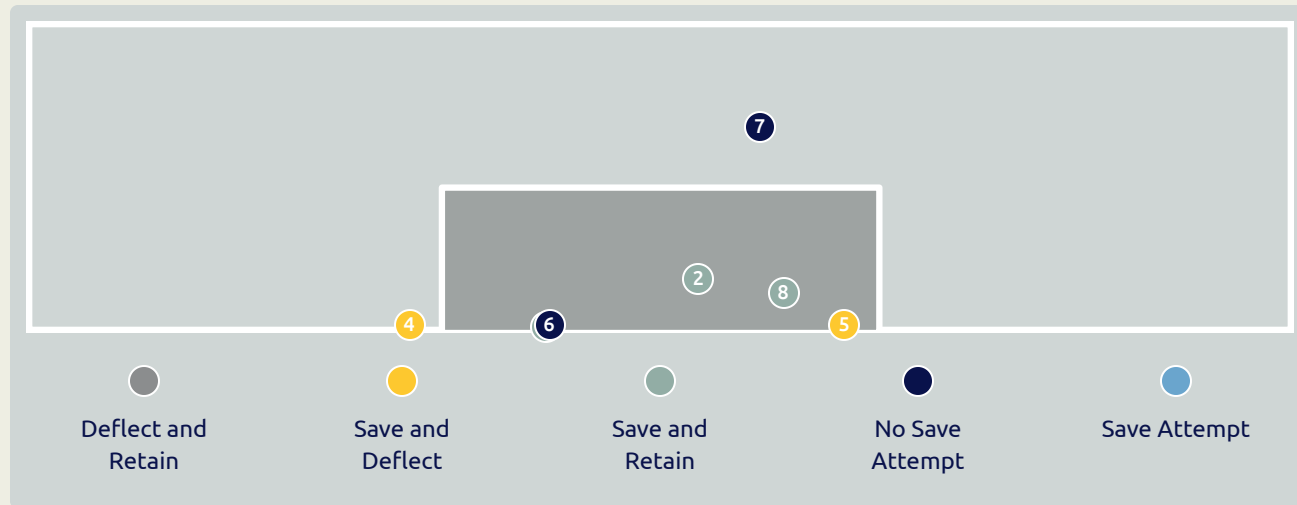
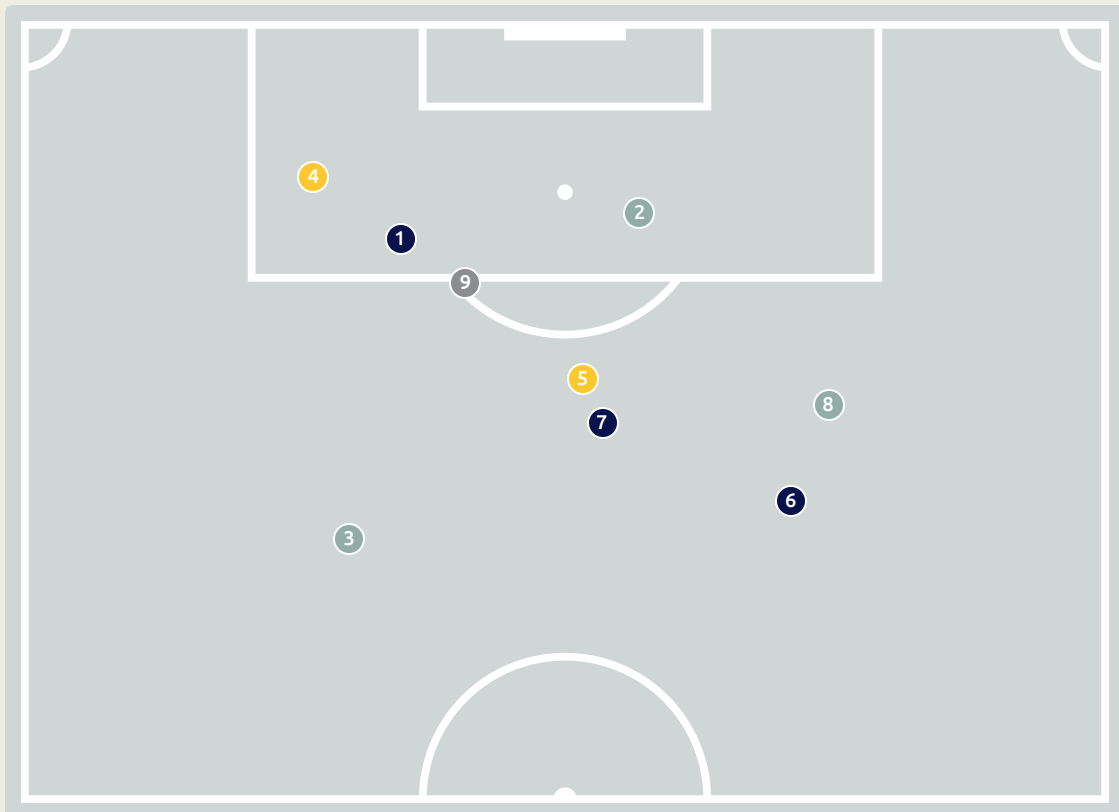
Save %



Total Attempts on Goal Faced	Total Goal Interventions	Save & Retain	Deflect & Retain	Save & Deflect	Save Attempt	No Save Attempt
9	1	1	0	0	2	6

# Goal Prevention

New Zealand



- Deflect and Retain
- Save and Deflect
- Save and Retain
- No Save Attempt
- Save Attempt

**9**

Total Attempts on Goal Faced

**83**

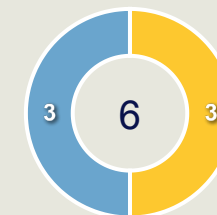
Save %

## Intervention Type



- Deflect & Retain
- Save & Deflect
- Save & Retain
- No Save Attempt
- Save Attempt

## Intervention Body Type



- Head
- Hands
- Upper Body
- Lower Body
- Feet

Total Attempts on Goal Faced	Total Goal Interventions	Save & Retain	Deflect & Retain	Save & Deflect	Save Attempt	No Save Attempt
9	5	3	0	2	0	3

# Aerial Control

Guatemala



0  
Total Interventions

0

Complete

0

Punches

0

Incomplete

0

Complete

0

Claims

0

Incomplete

0

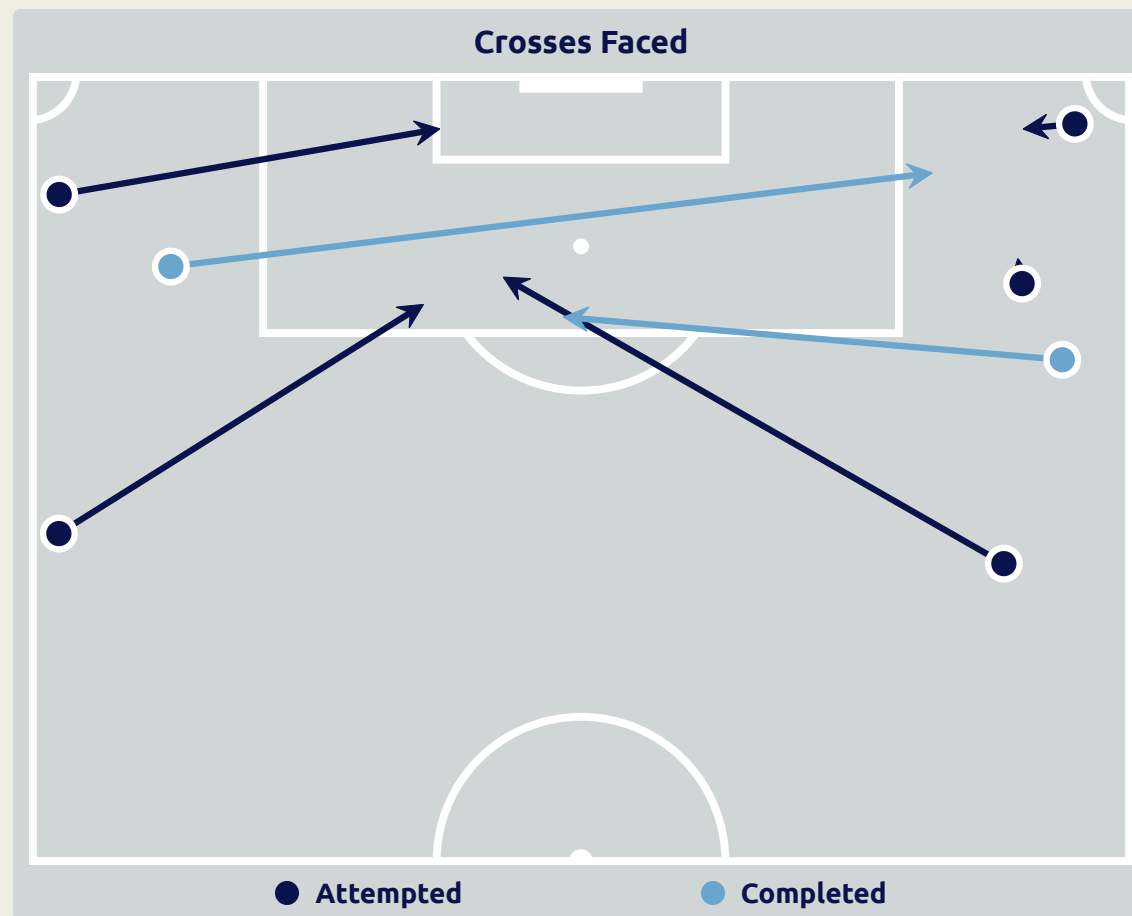
Complete

0

Tipped/Palmed

0

Incomplete

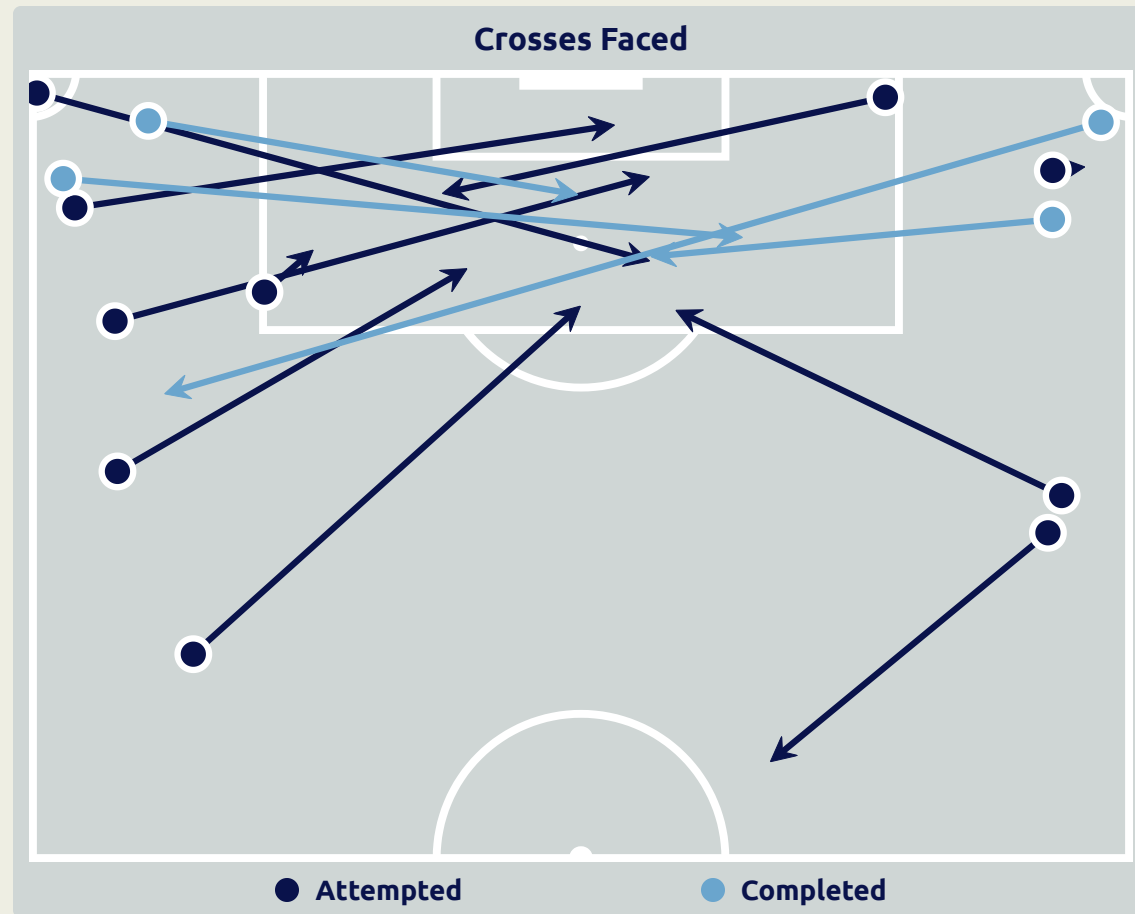
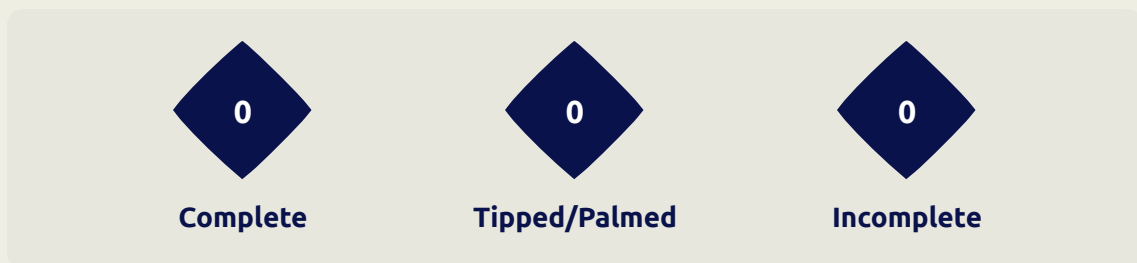


## Delivery Types Faced

Total	In Swing	Out Swing	Driven	Lofted	Cutback	Push
12	4	4	1	1	0	2

# Aerial Control

New Zealand



**Delivery Types Faced**

Total	In Swing	Out Swing	Driven	Lofted	Cutback	Push
14	0	7	0	5	0	2

# SET PLAYS



Guatemala v New Zealand



# Set Plays - Corners

46

Total Set Plays

15

Total Free Kicks

0

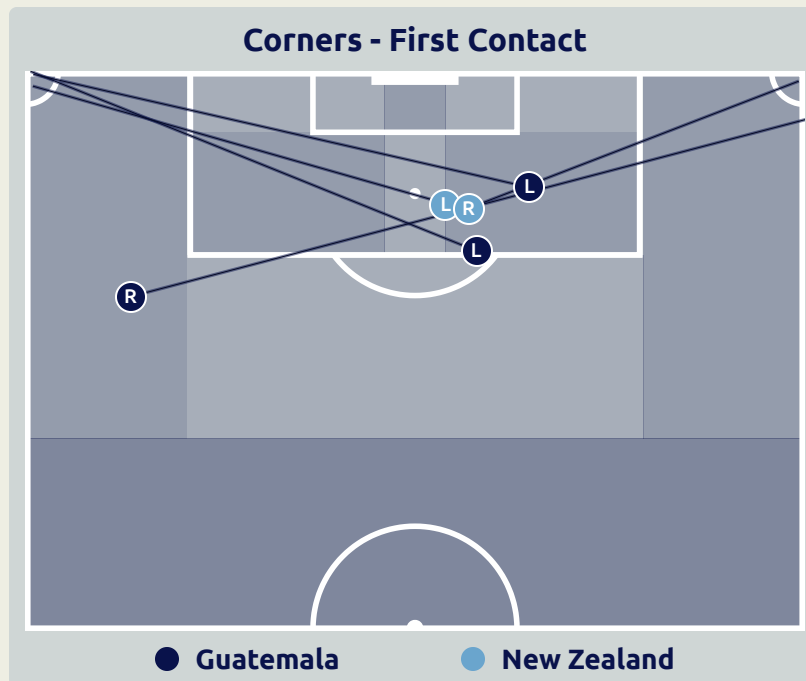
Total Penalties

5

Total Corners

26

Total Throw Ins



Delivery Type	From Left Side	From Right Side	Total
Direct to Area	0	0	0
Short	3	2	5
Edge of Penalty Area	0	0	0

Delivery Style	Total
Inswing	0
Outswing	0
Driven	0

Free Kicks	
Type	Total
Direct	15
Direct (on target)	0
Direct (off target)	0
Indirect	0

## First Contacts on Guatemala Crosses

3

By Guatemala

2

By New Zealand

Top 5 Player First Contacts		
Player	Team	Total
JUAREZ Allan	Guatemala	1
DOMINGUEZ Andy	Guatemala	1
MONTANO Figo	Guatemala	1
COLLOTY Oliver	New Zealand	1
KELLY-HEALD Lukas	New Zealand	1

# Set Plays - Corners

## New Zealand

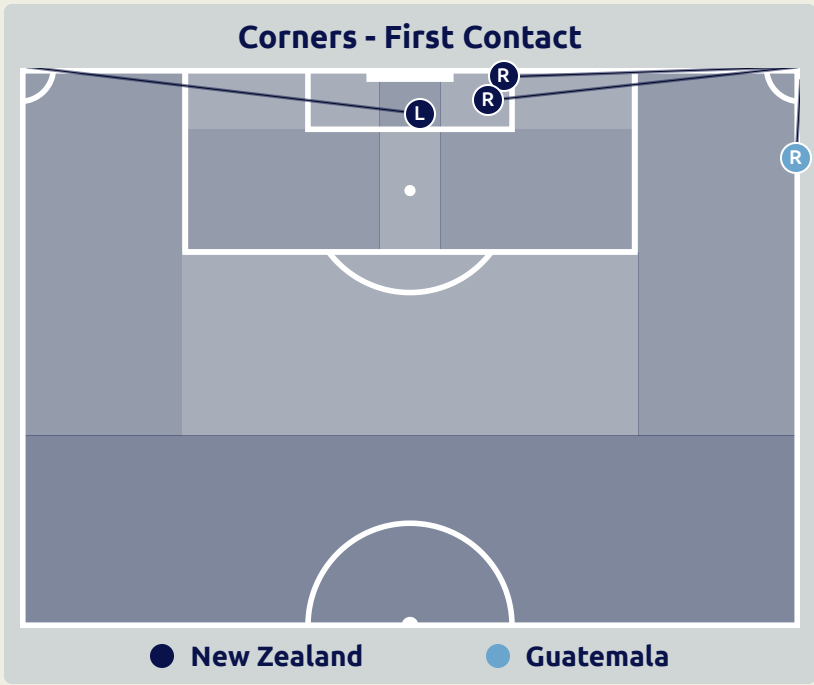
**33**  
Total Set Plays

**9**  
Total Free Kicks

**0**  
Total Penalties

**4**  
Total Corners

**20**  
Total Throw Ins



Delivery Type	From Left Side	From Right Side	Total
Direct to Area	1	2	3
Short	0	1	1
Edge of Penalty Area	0	0	0

Delivery Style	Total
Inswing	3
Outswing	0
Driven	0

Free Kicks	
Type	Total
Direct	8
Direct (on target)	0
Direct (off target)	1
Indirect	1

**First Contacts on New Zealand Crosses**

**3** By New Zealand

**1** By Guatemala

Top 5 Player First Contacts		
Player	Team	Total
KELLY-HEALD Lukas	New Zealand	2
COLLOTY Oliver	New Zealand	1
MUNOZ Rudy	Guatemala	1



# INDIVIDUAL DATA IN POSSESSION



Guatemala v New Zealand

Guatemala



## In Possession - Distributions

#	Player	Passes Attempted	Passes Completed	Pass Completion %	Switches of Play	Crosses Attempted	Crosses Completed	Line Breaks Attempted	Line Breaks Completed	Line Break Completion %	Ball Progressions	Take Ons	Step Ins	Attempts at Goal	Goals
12	MORENO Jorge	18	11	61%	0	0	0	8	3	37%	0	0	0	0	0
4	GAITAN Mathius	41	30	73%	0	0	0	22	13	59%	0	0	0	0	0
6	SANTOS Carlos	19	14	74%	1	1	1	8	5	62%	0	0	0	1	0
7	CARDOZA Daniel	35	26	74%	0	2	1	9	5	55%	3	2	0	2	0
8	CABRERA Nestor	22	20	91%	3	0	0	6	4	66%	1	1	0	1	0
10	ORDONEZ Arquimidez	22	19	86%	1	1	0	7	7	100%	5	3	2	2	0
13	JUAREZ Allan	29	17	59%	0	0	0	12	6	50%	4	3	1	0	0
14	FRANCO Jonathan	42	36	86%	3	0	0	11	5	45%	1	0	1	0	0
15	DOMINGUEZ Andy	32	21	66%	0	4	1	14	7	50%	2	0	2	0	0
16	URIZAR Jeshua	32	26	81%	0	0	0	12	7	58%	1	0	1	2	0
20	MONTANO Figo	26	16	62%	0	3	1	10	5	50%	0	0	0	1	0
1	DELGADO Fausto	4	2	50%	0	0	0	3	1	33%	0	0	0	0	0
3	RAYMUNDO Emerson	10	10	100%	0	0	0	3	3	100%	0	0	0	0	0
11	MUNOZ Rudy	9	7	78%	0	3	0	4	1	25%	1	0	1	0	0
17	ESPINOZA Jose	5	3	60%	0	0	0	3	2	66%	1	0	1	0	0
18	PALENCIA Edy	2	2	100%	0	0	0	0	0	0%	1	1	0	0	0



## In Possession - Offers & Receptions

			Offer movement types						
#	Player	Total Offers	In Front	In Between	Out to In	In to Out	In Behind	No Movement	Offers Received
12	MORENO Jorge	3	0	0	0	0	2	1	0
4	GAITAN Mathius	19	7	0	0	0	0	12	7
6	SANTOS Carlos	14	6	5	0	0	3	0	4
7	CARDOZA Daniel	51	17	20	0	1	10	3	21
8	CABRERA Nestor	10	6	2	1	1	0	0	5
10	ORDONEZ Arquimidez	43	4	25	2	1	11	0	16
13	JUAREZ Allan	45	12	12	0	9	9	3	13
14	FRANCO Jonathan	9	1	0	0	0	6	2	4
15	DOMINGUEZ Andy	33	4	1	0	1	8	19	9
16	URIZAR Jeshua	11	0	0	0	0	5	6	6
20	MONTANO Figo	43	11	5	0	0	7	20	5
1	DELGADO Fausto	0	0	0	0	0	0	0	0
3	RAYMUNDO Emerson	0	0	0	0	0	0	0	0
11	MUNOZ Rudy	14	1	2	0	0	9	2	3
17	ESPINOZA Jose	10	0	4	0	2	3	1	1
18	PALENCIA Edy	8	0	2	1	1	1	3	3

## In Possession - Distributions

New Zealand



#	Player	Passes Attempted	Passes Completed	Pass Completion %	Switches of Play	Crosses Attempted	Crosses Completed	Line Breaks Attempted	Line Breaks Completed	Line Break Completion %	Ball Progressions	Take Ons	Step Ins	Attempts at Goal	Goals
1	SIMS Kees	28	19	68%	0	0	0	11	2	18%	0	0	0	0	0
2	JARVIE Jackson	37	21	57%	0	2	0	17	7	41%	0	0	0	0	0
3	SUPYK Adam	38	26	68%	1	3	1	11	7	63%	1	1	0	0	0
4	HUGHES Isaac	70	63	90%	2	1	1	24	17	70%	1	0	1	0	0
5	SURMAN Finn	66	65	98%	0	0	0	2	2	100%	0	0	0	0	0
6	CONCHIE Fin	54	46	85%	0	3	2	20	14	70%	0	0	0	0	0
7	KARUNARATNE Noah	15	13	87%	0	0	0	3	3	100%	3	2	1	0	0
8	MANUEL Jackson	44	40	91%	2	2	2	11	9	81%	0	0	0	1	0
9	COLLOTY Oliver	16	10	62%	0	0	0	1	1	100%	1	0	1	0	0
10	HERDMAN Jay	18	16	89%	0	0	0	4	2	50%	5	3	2	1	0
20	KELLY-HEALD Lukas	70	62	89%	0	0	0	20	15	75%	4	0	4	2	0
11	GARBETT Norman	4	2	50%	0	0	0	3	1	33%	2	1	1	1	1
15	RAJ Aaryan	4	4	100%	0	0	0	0	0	0%	0	0	0	0	0
16	McKAY Dan	6	5	83%	0	0	0	1	0	0%	0	0	0	0	0
18	WALLACE Benjamin	8	4	50%	0	1	0	2	1	50%	0	0	0	2	0
19	DONKERS Kian	2	1	50%	0	0	0	0	0	0%	1	1	0	1	0

## In Possession - Offers & Receptions

			Offer movement types						
#	Player	Total Offers	In Front	In Between	Out to In	In to Out	In Behind	No Movement	Offers Received
1	SIMS Kees	4	0	0	0	0	2	2	0
2	JARVIE Jackson	52	17	1	0	2	6	26	15
3	SUPYK Adam	39	13	0	1	0	10	15	16
4	HUGHES Isaac	21	4	0	0	0	0	17	17
5	SURMAN Finn	11	0	0	0	0	0	11	4
6	CONCHIE Fin	18	11	4	0	2	0	1	8
7	KARUNARATNE Noah	53	6	23	5	4	10	5	14
8	MANUEL Jackson	68	54	10	0	2	0	2	27
9	COLLOTY Oliver	66	0	21	2	10	32	1	14
10	HERDMAN Jay	47	9	17	3	4	14	0	7
20	KELLY-HEALD Lukas	26	10	0	0	0	2	14	19
11	GARBETT Norman	14	0	2	0	1	8	3	4
15	RAJ Aaryan	0	0	0	0	0	0	0	0
16	McKAY Dan	5	2	3	0	0	0	0	1
18	WALLACE Benjamin	23	1	5	1	3	9	4	6
19	DONKERS Kian	10	0	2	0	1	7	0	1

# INDIVIDUAL DATA OUT OF POSSESSION



Guatemala v New Zealand

## Out of Possession

Guatemala



#	Player	Tackles Made / Won	Blocks	Interceptions	Pressing Direct	Pressing Indirect	Duels Won - Aerial	Duels Won - Physical	Possession Contests won	Clearances	Loose Ball Receptions	Pushing On	Pushing On into Pressing	Possession Regains	Possession Interrupted
12	MORENO Jorge	0 / 0	0	0	0	0	0	0	0	0	2	0	0	4	0
4	GAITAN Mathius	7 / 2	1	1	6	5	1	0	2	5	8	43	4	6	6
6	SANTOS Carlos	4 / 0	2	0	7	14	2	0	2	0	3	28	10	2	1
7	CARDOZA Daniel	4 / 1	1	0	4	41	1	0	2	1	5	36	14	2	2
8	CABRERA Nestor	2 / 0	0	3	2	29	1	0	1	1	4	15	9	2	3
10	ORDONEZ Arquimidez	1 / 0	1	0	0	21	5	0	5	0	4	21	11	0	1
13	JUAREZ Allan	5 / 2	3	1	9	29	1	0	2	0	11	23	12	6	2
14	FRANCO Jonathan	5 / 1	3	2	6	2	6	2	9	9	9	19	6	11	9
15	DOMINGUEZ Andy	6 / 2	5	1	10	21	4	0	5	6	10	39	14	10	4
16	URIZAR Jeshua	3 / 1	0	3	6	8	0	0	0	8	3	30	8	7	5
20	MONTANO Figo	1 / 1	3	0	2	15	2	0	2	9	3	35	11	6	4
1	DELGADO Fausto	0 / 0	0	0	0	0	0	0	0	1	0	0	0	0	0
3	RAYMUNDO Emerson	2 / 0	1	0	2	1	0	0	0	1	1	5	2	2	2
11	MUNOZ Rudy	3 / 1	1	0	1	16	0	0	2	0	2	14	9	2	1
17	ESPINOZA Jose	4 / 3	1	0	1	7	0	0	0	1	1	3	2	5	1
18	PALENCIA Edy	0 / 0	0	0	1	3	0	0	0	0	1	4	2	0	0

## Out of Possession



#	Player	Tackles Made / Won	Blocks	Interceptions	Pressing Direct	Pressing Indirect	Duels Won - Aerial	Duels Won - Physical	Possession Contests won	Clearances	Loose Ball Receptions	Pushing On	Pushing On into Pressing	Possession Regains	Possession Interrupted
1	SIMS Kees	0 / 0	0	0	0	0	0	0	0	0	6	0	0	11	0
2	JARVIE Jackson	2 / 1	3	1	2	13	2	0	3	6	4	22	9	6	4
3	SUPYK Adam	5 / 3	1	1	5	7	3	0	4	5	6	22	6	9	5
4	HUGHES Isaac	3 / 1	4	2	11	3	3	0	3	5	4	25	12	6	4
5	SURMAN Finn	5 / 1	3	1	12	3	7	0	7	7	5	18	9	8	8
6	CONCHIE Fin	6 / 5	3	1	6	9	0	0	1	5	7	30	7	9	6
7	KARUNARATNE Noah	3 / 2	2	0	6	18	1	0	1	0	0	22	14	2	1
8	MANUEL Jackson	5 / 1	2	0	5	15	1	0	1	2	6	13	4	3	3
9	COLLOTY Oliver	0 / 0	1	0	4	36	0	0	0	1	2	38	20	1	1
10	HERDMAN Jay	7 / 3	0	1	10	32	0	0	1	1	3	28	23	5	3
20	KELLY-HEALD Lukas	4 / 1	2	0	6	8	7	1	8	6	11	16	7	6	9
11	GARBETT Norman	3 / 1	1	0	3	10	0	0	0	0	2	12	4	3	1
15	RAJ Aaryan	0 / 0	0	0	0	0	0	0	0	2	0	0	0	0	2
16	McKAY Dan	0 / 0	1	0	1	2	0	0	0	2	3	3	0	0	3
18	WALLACE Benjamin	0 / 0	0	0	2	20	1	0	1	0	5	11	10	0	0
19	DONKERS Kian	2 / 0	1	0	4	8	1	0	1	0	1	9	4	0	2



# INDIVIDUAL DATA PHYSICAL



Guatemala v New Zealand

## Physical Data



#	Player	Total Distance (m)	Zone 1: 0-7 km/h (m)	Zone 2: 7-15 km/h (m)	Zone 3: 15-20 km/h (m)	Zone 4: 20-25 km/h (m)	Zone 5: 25+ km/h (m)	High Speed Runs (Zone 4)	Sprints (Zone 5)	Top Speed (km/h)
12	MORENO Jorge	4294.3	3258.9	880.8	122.4	23.6	8.6	11	3	28.6
4	GAITAN Mathius	9400.7	2858.8	4630.8	1193.0	608.2	109.0	105	46	30.3
6	SANTOS Carlos	6889.8	1757.6	3410.4	1292.5	390.6	38.6	108	27	28.4
7	CARDOZA Daniel	10731.4	3467.3	5166.1	1522.8	521.5	54.7	139	42	30.3
8	CABRERA Nestor	9832.2	2332.2	5320.2	1765.9	378.5	34.4	129	36	29.5
10	ORDONEZ Arquimidez	8751.8	4366.3	3021.1	855.0	405.2	104.1	84	37	29.5
13	JUAREZ Allan	11629.9	3380.8	5459.1	1899.2	786.2	103.5	158	56	28.6
14	FRANCO Jonathan	10381.5	3420.7	5049.6	1220.9	520.1	169.2	116	46	31.7
15	DOMINGUEZ Andy	11786.1	4001.4	4694.4	1823.3	933.5	333.5	164	71	30.0
16	URIZAR Jeshua	7517.5	2330.4	3432.5	1223.8	471.3	58.6	106	37	27.9
20	MONTANO Figo	10065.0	3500.6	3767.3	1697.0	794.1	305.0	149	63	32.2
1	DELGADO Fausto	1230.6	828.7	331.0	65.1	5.8	0	7	1	21.6
3	RAYMUNDO Emerson	2440.6	903.0	1041.2	360.7	107.4	28.1	26	7	28.5
11	MUNOZ Rudy	4508.4	1415.6	1806.5	765.1	401.7	119.5	66	33	30.5
17	ESPINOZA Jose	2809.5	867.0	1204.7	490.3	225.6	22.5	40	21	28.5
18	PALENCIA Edy	1821.8	642.9	724.9	320.5	116.2	17.3	26	9	28.7

## Physical Data

New Zealand



#	Player	Total Distance (m)	Zone 1: 0-7 km/h (m)	Zone 2: 7-15 km/h (m)	Zone 3: 15-20 km/h (m)	Zone 4: 20-25 km/h (m)	Zone 5: 25+ km/h (m)	High Speed Runs (Zone 4)	Sprints (Zone 5)	Top Speed (km/h)
1	SIMS Kees	5141.1	4016.2	963.4	156.3	5.1	0	19	1	24.3
2	JARVIE Jackson	11604.7	3192.5	5001.6	2014.6	981.8	414.3	173	68	31.0
3	SUPYK Adam	7260.9	2061.4	3458.4	1120.4	474.9	145.9	88	30	31.3
4	HUGHES Isaac	9889.9	3616.7	4729.3	1155.1	309.6	80.1	110	25	32.2
5	SURMAN Finn	10086.7	3642.3	4809.3	1189.2	374.2	71.6	104	26	29.4
6	CONCHIE Fin	11035.9	3756.6	4894.4	1815.4	497.7	71.7	142	39	29.7
7	KARUNARATNE Noah	7476.9	2368.7	3376.6	1078.9	554.0	98.7	101	35	29.3
8	MANUEL Jackson	9502.0	2710.9	4793.7	1692.3	279.4	25.7	119	24	26.8
9	COLLOTY Oliver	10299.9	2775.8	5315.8	1569.7	581.9	56.6	126	46	29.1
10	HERDMAN Jay	9493.3	2605.0	4109.6	1871.1	718.6	188.9	130	54	31.4
20	KELLY-HEALD Lukas	10420.8	3405.5	5111.4	1189.0	616.9	98.0	116	43	29.5
11	GARBETT Norman	3887.1	1211.6	1663.7	533.3	354.5	124.0	43	25	30.6
15	RAJ Aaryan	1226.8	419.6	611.3	130.5	42.1	23.3	13	5	27.3
16	McKAY Dan	2114.0	532.9	1046.8	369.3	157.1	7.8	34	12	25.8
18	WALLACE Benjamin	3946.6	1184.8	1727.0	650.0	306.7	78.5	60	23	31.0
19	DONKERS Kian	2117.3	554.9	981.4	373.5	116.5	91.0	29	15	31.1

