FIFA U17 WOMEN'S WORLD CUP MOROCCO 2026

POST MATCH SUMMARY REPORT

Canada 2 - 6 Brazil

Group C - Match 5
18 October 2026
15:00 Kick Off
Mohammed VI Football Complex - Pitch 1



18 October 2026 - Mohammed VI Football Complex - Pitch 1 - 15:00

Match Summary - Teams

Canada

2 — 6

Brazil

STARTING

1	GK	Kellyane DUMAS	
3	DF	Christ-Mayron BROU	
5	DF	Elizabeth PROULX	
6	MF	Chloe SCICCHITANO	⚽ 50'
7	FW	Lacey KINDEL	↓ 57'
8	MF	Isabella LANZILLOTTA	
9	FW	Reed TINGLEY	⚽ 4' ↓ 75'
10	FW	Gabriela ISTOCKI	↓ 75'
11	FW	Melyna ALEXIS	↓ 64'
12	DF	Iris OPPONG	
17	MF	Brooklyn SCHWARTZBERG	↓ 75'

SUBSTITUTES

18	GK	Megan LEMIEUX	
21	GK	Samantha POWELL	
2	DF	Adri GIESE	↑ 57'
4	DF	Paige RUEFFER	
13	MF	Brady BURTNETT	
14	DF	Laure LANGLOIS	
15	MF	Harjanat BOORA	↑ 64'
16	FW	Ailish HENNESSY	↑ 75'
19	FW	Brooklyn BOLDT	↑ 75'
20	MF	Adalyn FAIRWEATHER	↑ 75'

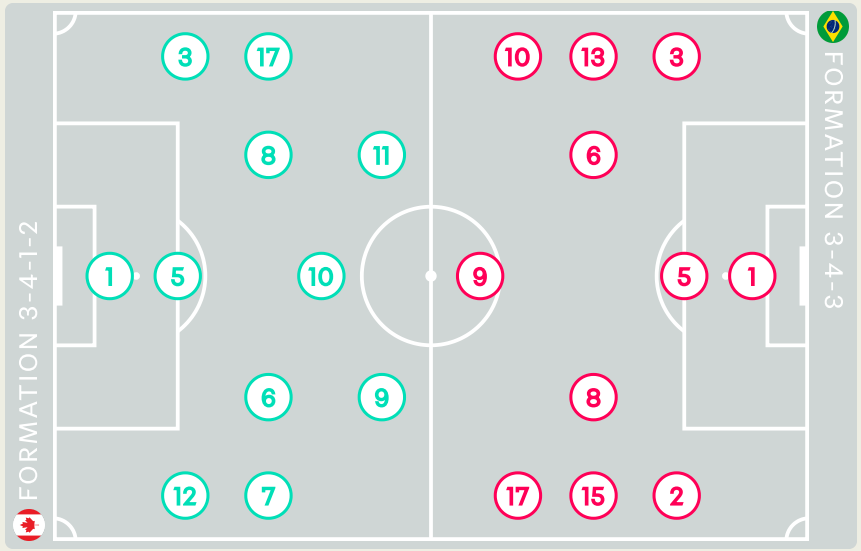

Distribution in the Final Third

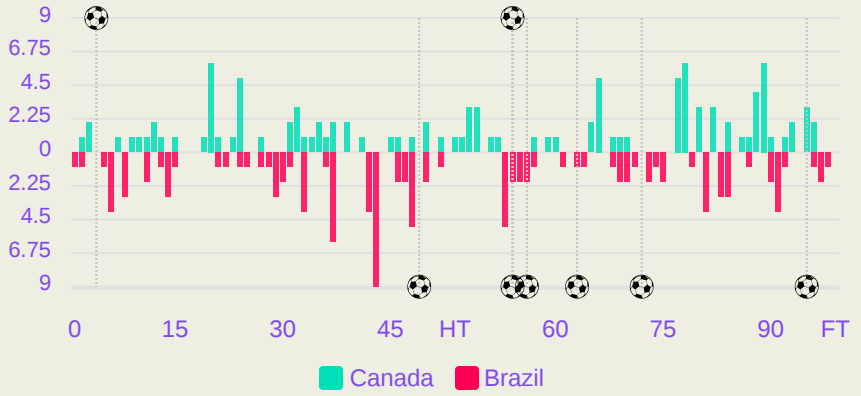

STARTING

	NATHY	GK	1
	ISA RECH	DF	2
	ELO	DF	3
↓ 73' 10'	ANDREYNA	DF	5
↓ 45'	SARAH COELHO	DF	6
	CAROL MELO	MF	8
⚽ 46'	NICOLLY MANUEL	FW	9
↓ 89' ⚽ 45+4'	HELENA	MF	10
↓ 88' ⚽ 72' ⚽ 63'	GREISE KELLY	FW	13
↓ 73' ⚽ 56'	MARCELA BONTORIM	DF	15
⚽ 90+5'	PEPE	MF	17

SUBSTITUTES

	ISA DOSSENA	GK	12
	ANDRESSA	GK	21
	YASMIN QUEIROZ	DF	4
↑ 45'	GIGI PIRES	MF	7
↑ 73'	SOFIA GAMONAL	FW	11
	LAURA DUPONT	FW	14
	NANY	FW	16
↑ 89'	LETICIA PINHO	DF	18
↑ 73'	KAILLANY RANIFAH	DF	19
↑ 88'	INDY	MF	20

18 October 2026 - Mohammed VI Football Complex - Pitch 1 - 15:00

Match Summary - Key Statistics



Canada

2 — 6

Brazil



Possession

Total	44.1%	12.8%	43.1%	Total
2	Goals			6
1.73	xG (Expected Goals)			3.02
20 (11)	Attempts at Goal (On Target)			26 (16)
390 (289)	Total Passes (Complete)			379 (277)
74 %	Pass Completion %			73 %
101	Completed Line Breaks			89
16	Defensive Line Breaks			15
90	Receptions in the Final Third			125
25	Crosses			13
53	Ball Progressions			39
214 (61)	Defensive Pressures Applied (Direct Pressures)			251 (66)
72	Forced Turnovers			85
110	Second Balls			113
111.3 km	Total Distance Covered			111.7 km
4.8 km	Zone 4 – Low Speed Sprinting: 19-23 km/h			4.2 km

18 October 2026 - Mohammed VI Football Complex - Pitch 1 - 15:00

Canada

Phases of Play

Brazil

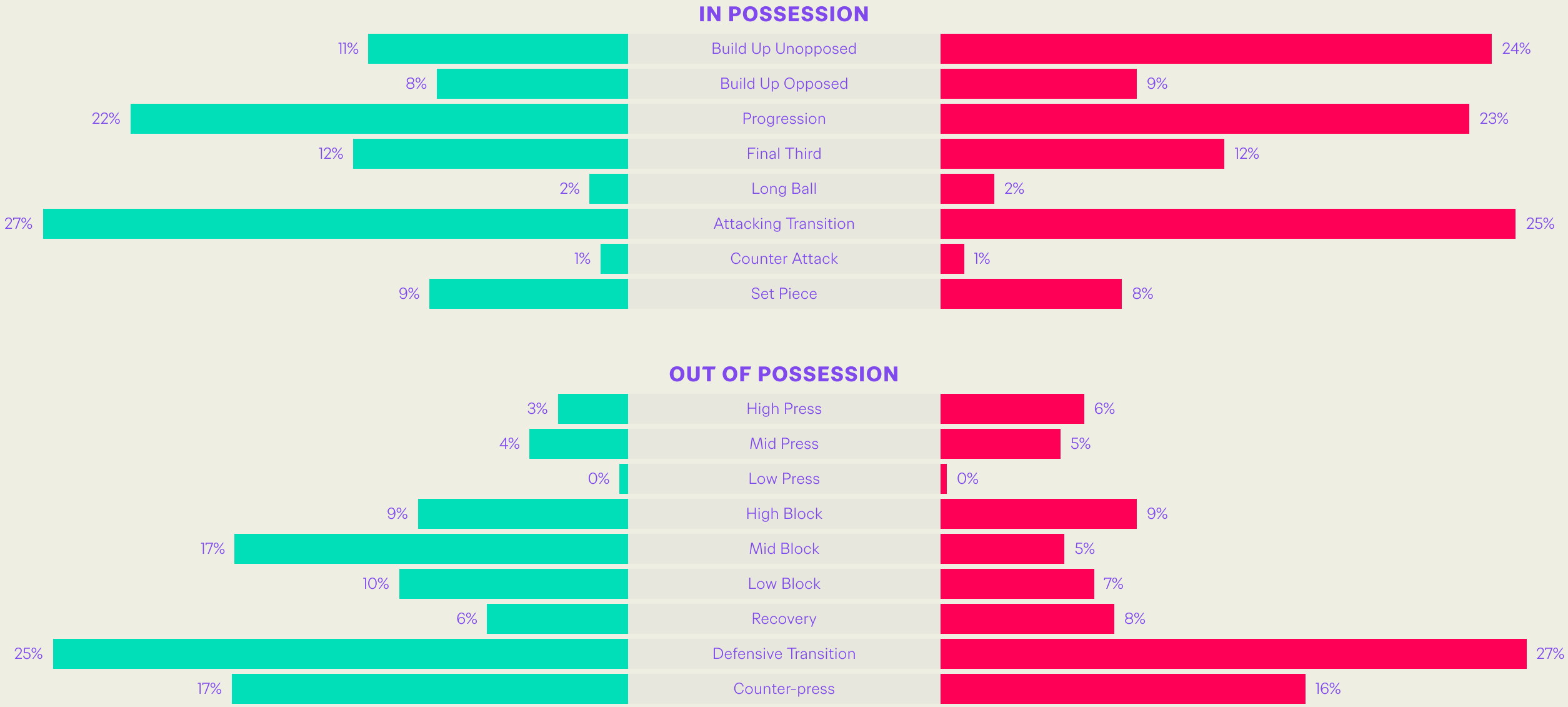

FIFA U17 WOMEN'S WORLD CUP MOROCCO 2026

IN POSSESSION




Canada v Brazil

In Possession Line Height & Team Length

Canada

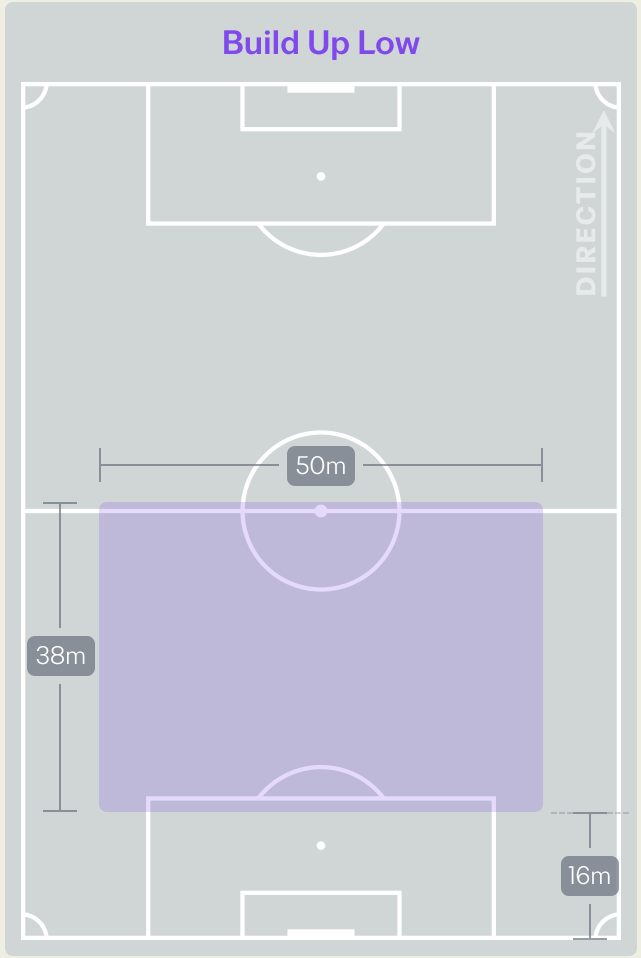

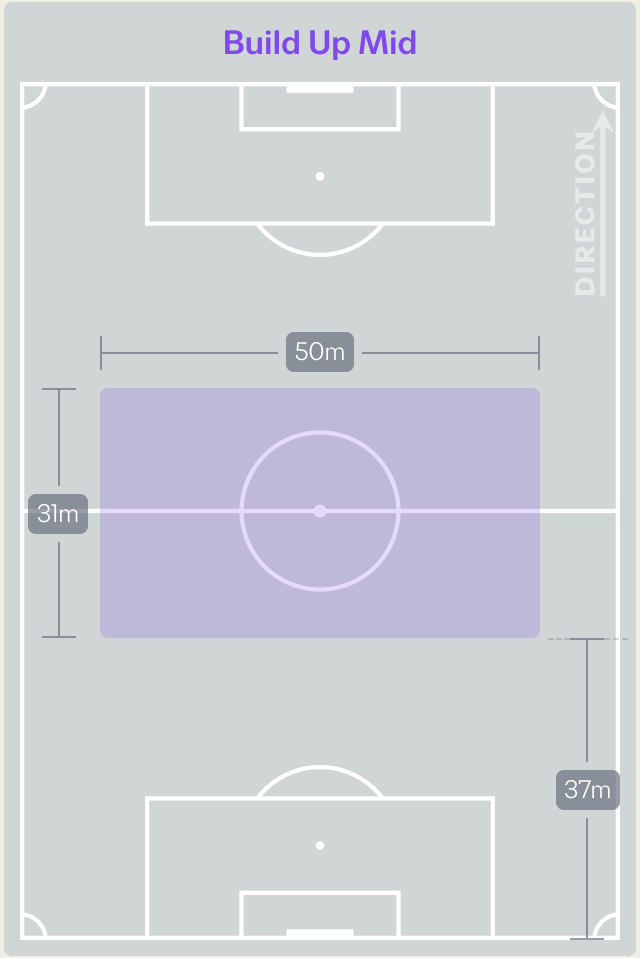

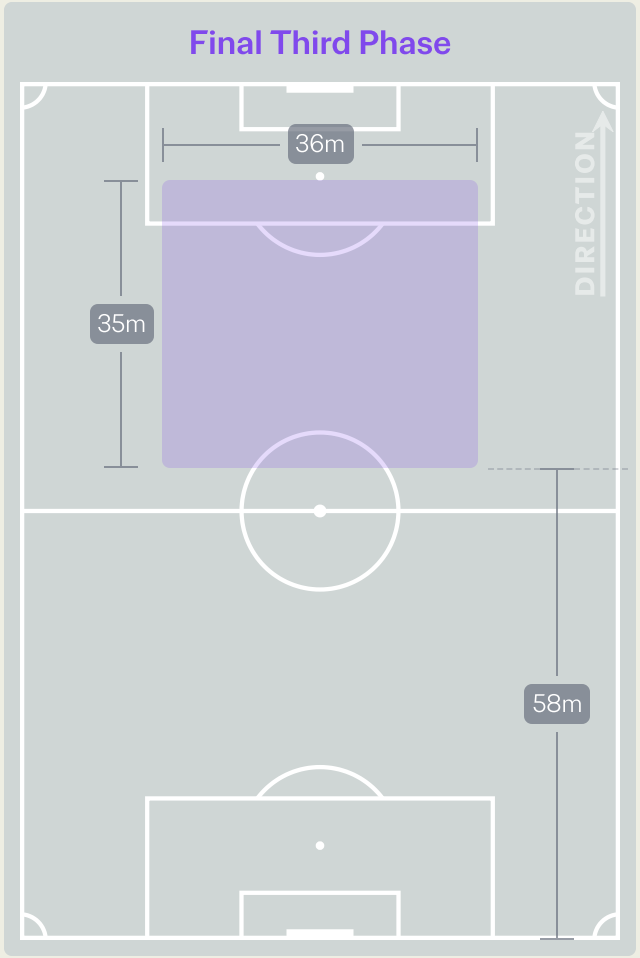

In Possession Line Height & Team Length

Brazil

Build Up Low

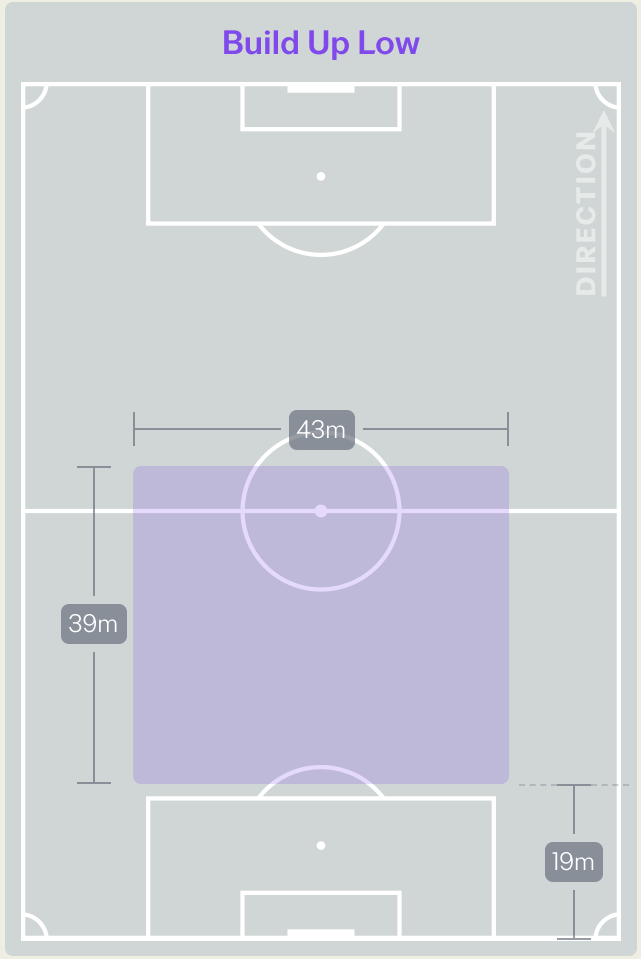

Build Up Mid

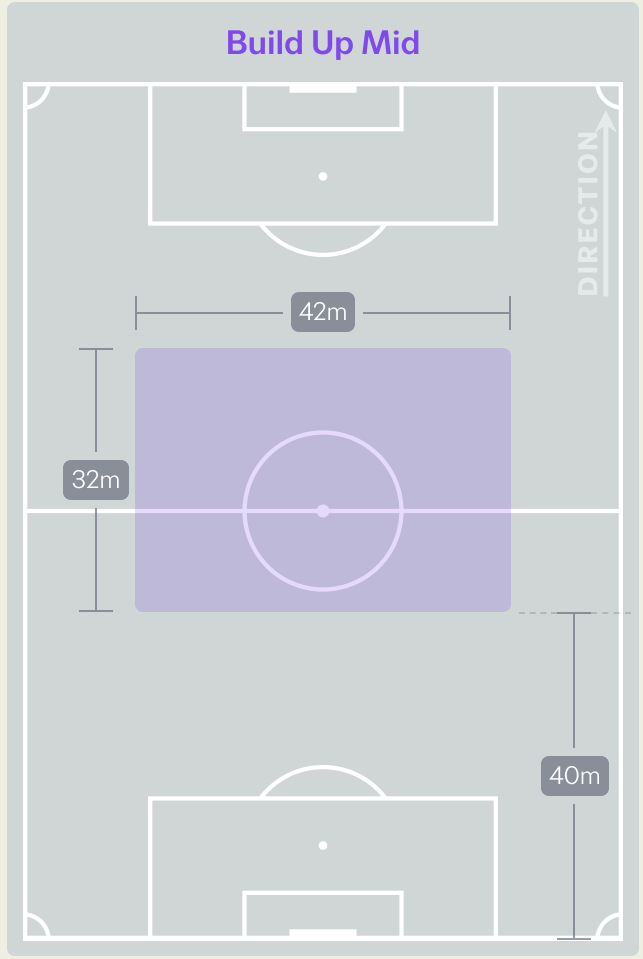

Final Third Phase

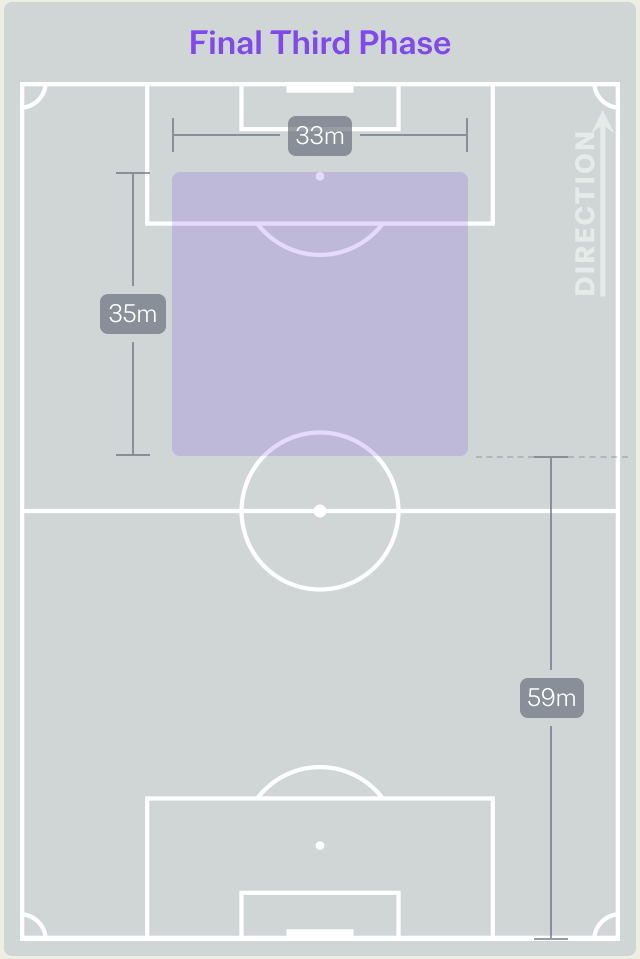

Line Breaks

Canada

Attempted Line Breaks
141

Attempted	Complete
54	42

Attempted	Complete
39	33

Attempted	Complete
48	26

4 Units

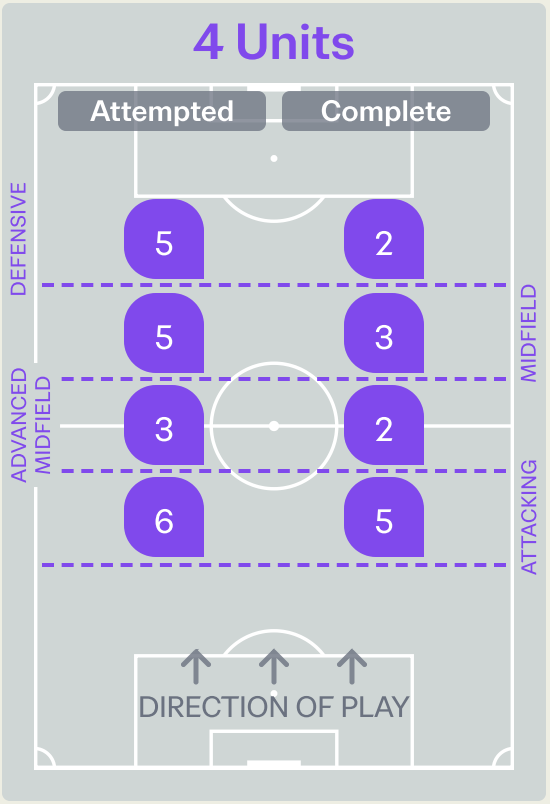

Attempted Line Breaks	19
Inside Shape	14
Outside Shape	5

3 Units

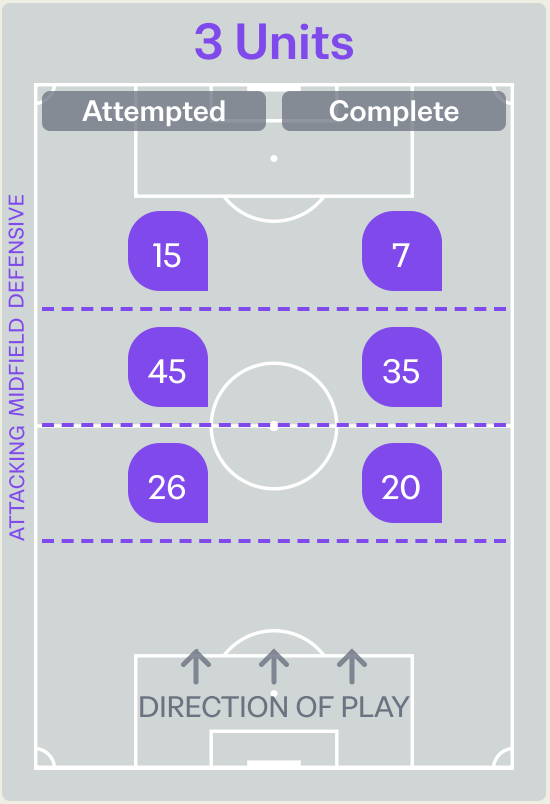

Attempted Line Breaks	86
Inside Shape	58
Outside Shape	28

2 Units

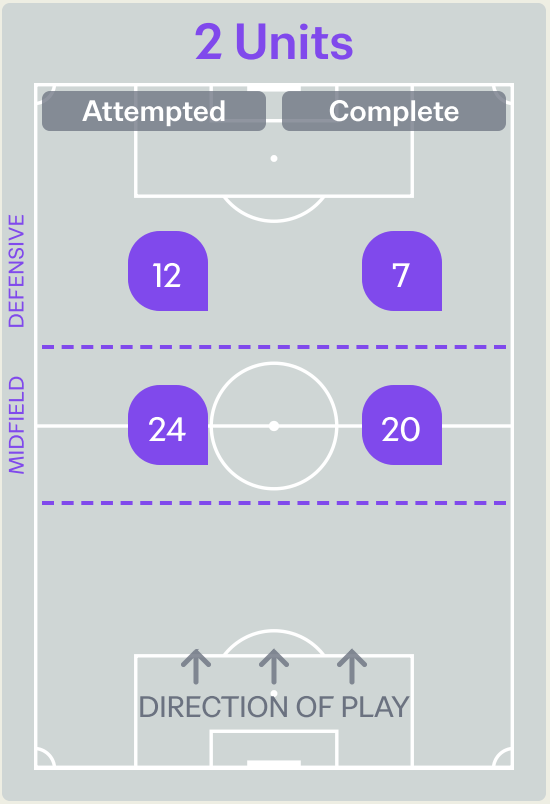

Attempted Line Breaks	36
Inside Shape	24
Outside Shape	12

Line Breaks

Brazil

Attempted Line Breaks
142

Attempted	Complete
35	21

Attempted	Complete
45	33

Attempted	Complete
62	35

4 Units

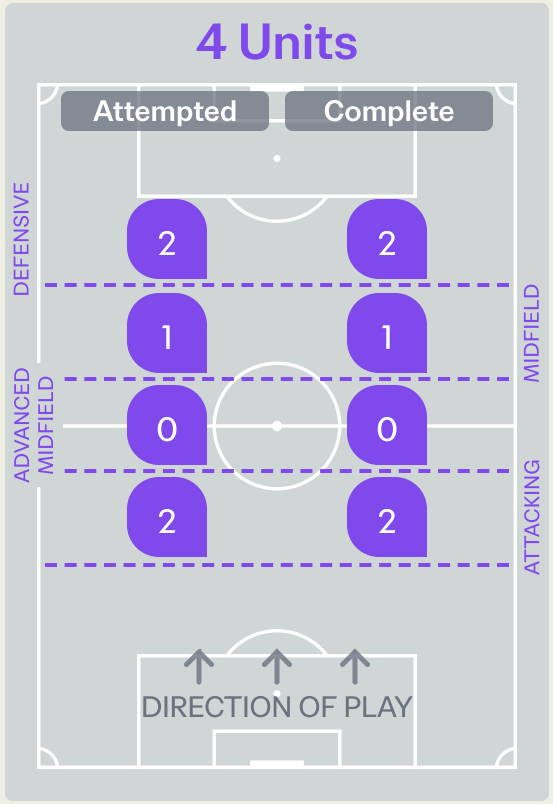

Attempted Line Breaks	5
Inside Shape	0
Outside Shape	5

3 Units

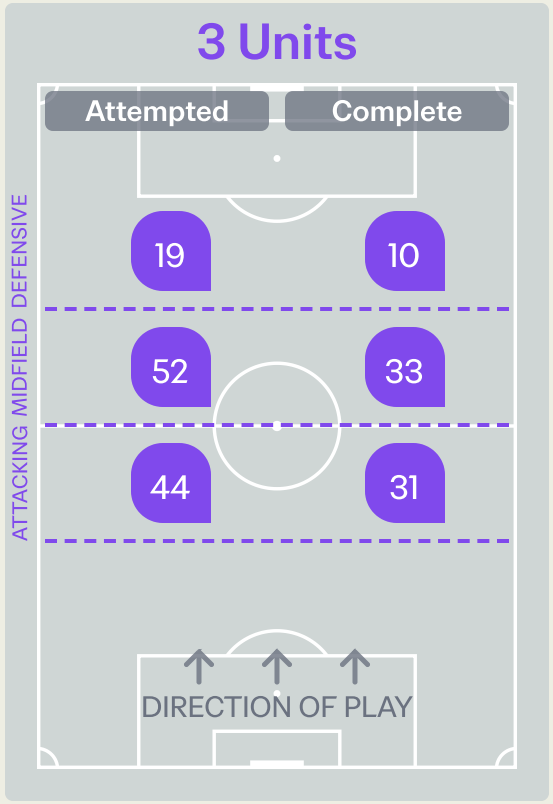

Attempted Line Breaks	115
Inside Shape	69
Outside Shape	46

2 Units

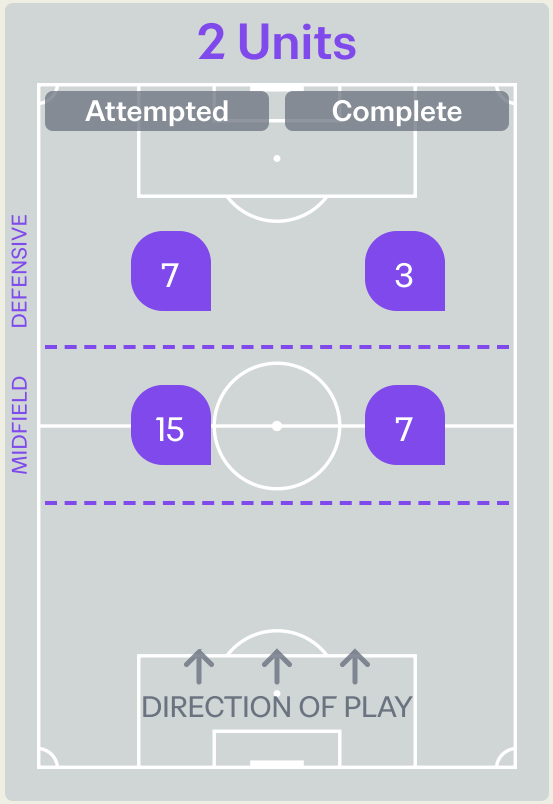

Attempted Line Breaks	22
Inside Shape	17
Outside Shape	5

Line Breaks

Canada

					4 Units				3 Units			2 Units		Direction			Distribution Type		
#	Player	Line Breaks Attempted	Line Breaks Completed	Line Break Completion %	Attacking Line	Attacking Midfield Line	Midfield Line	Defensive Line	Attacking Line	Midfield Line	Defensive Line	Midfield Line	Defensive Line	Through	Around	Over	Pass	Cross	Ball Progression
1	Kellyane DUMAS	21	14	67%	1	0	2	0	8	10	0	0	0	5	0	16	21	0	0
3	Christ-Mayron BROU	14	12	86%	2	1	0	1	4	4	0	1	1	5	8	1	12	0	2
5	Elizabeth PROULX	15	12	80%	2	2	1	1	2	2	0	5	0	9	1	5	15	0	0
6	Chloe SCICCHITANO	10	7	70%	0	0	1	0	3	6	0	0	0	6	3	1	10	0	0
7	Lacey KINDEL	12	7	58%	0	0	0	0	2	4	3	3	0	3	3	6	11	1	0
8	Isabella LANZILLOTTA	12	11	92%	0	0	0	0	0	6	0	4	2	6	4	2	12	0	0
9	Reed TINGLEY	6	2	33%	0	0	0	1	0	2	1	0	2	1	2	3	4	1	1
10	Gabriela ISTOCKI	4	4	100%	0	0	1	0	0	1	2	0	0	1	2	1	2	0	2
11	Melyna ALEXIS	4	3	75%	0	0	0	0	0	1	1	1	1	2	1	1	2	0	2
12	Iris OPPONG	15	12	80%	1	0	0	0	5	3	2	4	0	7	6	2	10	0	5
17	Brooklyn SCHWARTZBERG	13	8	62%	0	0	0	0	1	5	1	3	3	6	5	2	12	1	0
2	Adri GIESE	5	2	40%	0	0	0	0	0	0	3	1	1	0	2	3	4	0	1
15	Harjanat BOORA	4	4	100%	0	0	0	0	1	1	1	1	0	2	2	0	4	0	0
16	Ailish HENNESSY	2	1	50%	0	0	0	0	0	0	1	0	1	1	0	1	1	1	0
19	Brooklyn BOLDT	1	0	0%	0	0	0	0	0	0	0	0	1	0	0	1	0	1	0
20	Adalyn FAIRWEATHER	3	2	67%	0	0	0	2	0	0	0	1	0	0	0	3	3	0	0

Line Breaks

Brazil

					4 Units				3 Units			2 Units		Direction			Distribution Type		
#	Player	Line Breaks Attempted	Line Breaks Completed	Line Break Completion %	Attacking Line	Attacking Midfield Line	Midfield Line	Defensive Line	Attacking Line	Midfield Line	Defensive Line	Midfield Line	Defensive Line	Through	Around	Over	Pass	Cross	Ball Progression
1	NATHY	14	5	36%	2	0	0	0	5	7	0	0	0	2	1	11	14	0	0
2	ISA RECH	29	14	48%	0	0	0	0	6	12	3	6	2	0	13	16	26	1	2
3	ELO	31	25	81%	0	0	0	0	17	8	5	1	0	4	11	16	28	0	3
5	ANDREYNA	9	8	89%	0	0	0	0	7	2	0	0	0	3	3	3	9	0	0
6	SARAH COELHO	9	5	56%	0	0	0	1	2	3	0	2	1	4	2	3	8	0	1
8	CAROL MELO	13	10	77%	0	0	0	0	2	9	0	2	0	5	3	5	12	0	1
9	NICOLLY MANUEL	3	1	33%	0	0	0	0	0	1	1	0	1	2	1	0	3	0	0
10	HELENA	4	2	50%	0	0	0	0	0	1	2	0	1	2	2	0	3	0	1
13	GREISE KELLY	6	4	67%	0	0	1	0	0	0	3	1	1	0	2	4	5	0	1
15	MARCELA BONTORIM	1	0	0%	0	0	0	0	0	0	0	0	1	0	1	0	0	0	1
17	PEPE	13	7	54%	0	0	0	0	3	5	2	3	0	9	2	2	13	0	0
7	GIGI PIRES	2	2	100%	0	0	0	0	0	2	0	0	0	1	1	0	2	0	0
11	SOFIA GAMONAL	2	1	50%	0	0	0	0	0	0	2	0	0	1	1	0	1	0	1
18	LETICIA PINHO	3	3	100%	0	0	0	1	0	1	1	0	0	0	1	2	3	0	0
19	KAILLANY RANIFAH	2	1	50%	0	0	0	0	2	0	0	0	0	2	0	0	2	0	0
20	INDY	1	1	100%	0	0	0	0	0	1	0	0	0	0	1	0	1	0	0

Passing Networks

Canada

#	Passes From ↓ to →	Kellyane DUMAS	Christ-Mayron BROU	Elizabeth PROULX	Chloe SCICCHITANO	Lacey KINDEL	Isabella LANZILLOTTA	Reed TINGLEY	Gabriela ISTOCKI	Melyna ALEXIS	Iris OPPONG	Brooklyn SCHWARTZBERG	Adri GIESE	Harjanat BOORA	Ailish HENNESSY	Brooklyn BOLDT	Adalyn FAIRWEATHER
1	Kellyane DUMAS		6	7	3	0	2	8	0	0	1	2	0	0	0	0	1
3	Christ-Mayron BROU	7		2	1	0	3	1	0	1	1	5	1	4	2	1	0
5	Elizabeth PROULX	4	4		3	3	2	2	4	0	0	1	0	0	0	1	0
6	Chloe SCICCHITANO	2	7	6		5	4	3	0	2	6	6	1	0	0	0	1
7	Lacey KINDEL	0	0	0	2		2	2	1	1	4	1	0	0	0	0	0
8	Isabella LANZILLOTTA	0	5	0	4	1		3	0	2	5	4	2	4	0	1	2
9	Reed TINGLEY	0	0	0	9	3	1		0	2	1	0	0	1	0	0	0
10	Gabriela ISTOCKI	0	0	0	1	4	0	0		0	0	1	0	0	0	0	0
11	Melyna ALEXIS	0	1	0	2	0	0	2	1		0	0	0	0	0	0	0
12	Iris OPPONG	1	1	4	5	3	4	1	2	0		0	3	0	1	0	0
17	Brooklyn SCHWARTZBERG	0	3	0	2	1	1	5	0	2	1		0	1	0	0	0
2	Adri GIESE	0	1	0	2	0	1	1	0	0	1	0		0	1	1	0
15	Harjanat BOORA	1	2	1	0	0	3	1	0	0	0	0	0		5	0	0
16	Ailish HENNESSY	0	1	0	0	0	0	0	0	0	0	0	0	2		2	0
19	Brooklyn BOLDT	0	0	0	0	0	1	0	0	0	0	0	0	1	0		1
20	Adalyn FAIRWEATHER	0	0	0	1	0	0	0	0	0	0	0	0	1	1	0	

Top 5 Player to Player Passers		
Player	Passed To	% of Total Team Passes
Reed TINGLEY	Chloe SCICCHITANO	3.3%
Kellyane DUMAS	Reed TINGLEY	2.9%
Kellyane DUMAS	Elizabeth PROULX	2.6%
Christ-Mayron BROU	Kellyane DUMAS	2.6%
Chloe SCICCHITANO	Christ-Mayron BROU	2.6%

Passing Networks

Brazil

#	Passes From ↓ to →	NATHY	ISA RECH	ELO	ANDREYNA	SARAH COELHO	CAROL MELO	NICOLLY MANUEL	HELENA	GREISE KELLY	MARCELA BONTORIM	PEPE	GIGI PIRES	SOFIA GAMONAL	LETICIA PINHO	KAILLANY RANIFAH	INDY
1	NATHY		3	12	5	0	0	1	0	1	0	1	1	0	0	0	1
2	ISA RECH	3		1	4	0	1	1	1	3	0	3	0	2	0	3	0
3	ELO	3	2		11	7	10	2	1	4	5	4	0	0	0	2	0
5	ANDREYNA	1	13	8		1	4	0	0	0	2	1	0	0	0	0	0
6	SARAH COELHO	0	1	4	0		0	0	1	2	5	2	0	0	0	0	0
8	CAROL MELO	3	3	3	1	2		0	2	2	3	9	1	1	1	0	0
9	NICOLLY MANUEL	0	0	0	0	2	3		1	1	0	0	1	1	0	0	0
10	HELENA	0	0	1	0	0	3	1		0	4	2	0	1	0	0	0
13	GREISE KELLY	0	1	0	0	1	0	2	2		1	1	1	0	0	0	0
15	MARCELA BONTORIM	0	0	2	0	0	0	1	3	0		3	0	0	0	0	0
17	PEPE	0	6	1	3	1	0	0	3	0	2		3	3	1	1	0
7	GIGI PIRES	1	1	0	0	0	2	0	1	0	1	3		2	0	0	0
11	SOFIA GAMONAL	0	2	0	0	0	0	0	0	0	0	1	2		0	0	1
18	LETICIA PINHO	0	0	0	0	0	0	0	0	0	0	0	0	0		0	1
19	KAILLANY RANIFAH	0	0	4	0	0	1	1	0	0	0	0	0	0	0		0
20	INDY	0	0	0	0	0	1	1	0	0	0	0	0	0	0	0	

Top 5 Player to Player Passers		
Player	Passed To	% of Total Team Passes
ANDREYNA	ISA RECH	4.9%
NATHY	ELO	4.6%
ELO	ANDREYNA	4.2%
ELO	CAROL MELO	3.8%
CAROL MELO	PEPE	3.4%

Attempts at Goal

Canada

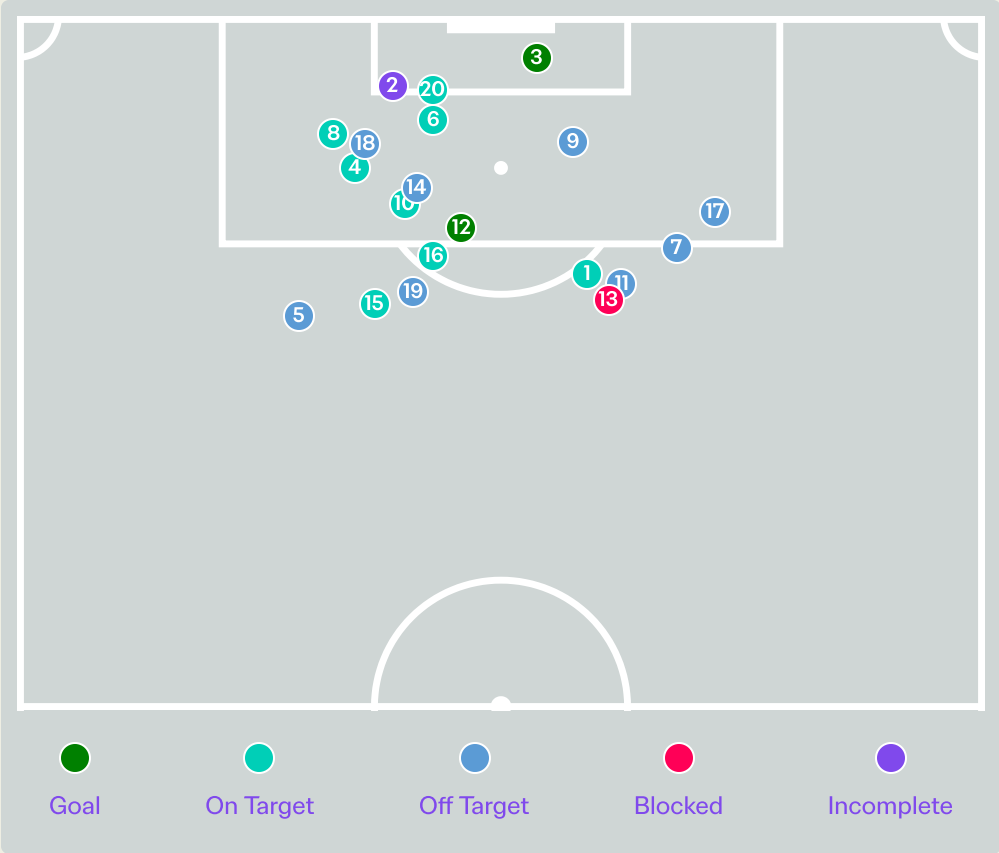

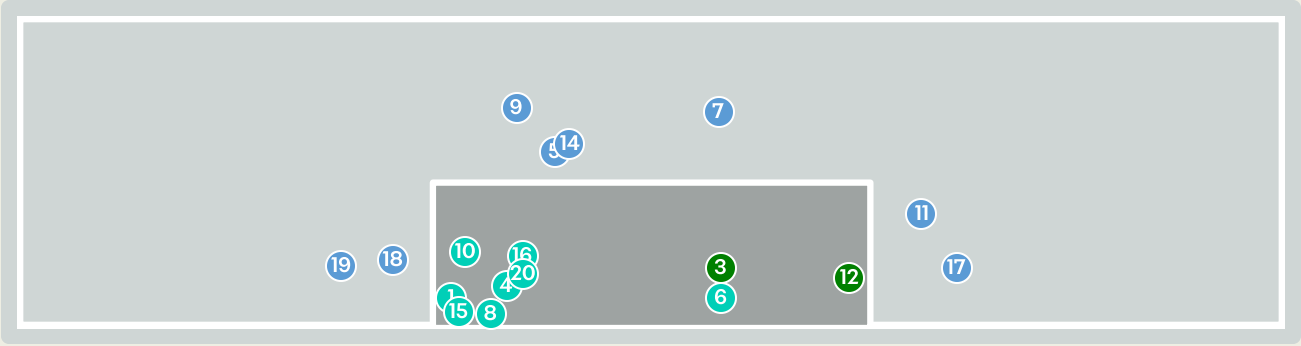

Key	Outcome	Shots
	Goals	2
	On Target	8
	Off Target	8
	Blocked	1
	Incomplete	1

Attempts at Goal

Canada

Time	Player	Outcome	Body Part	Delivery Type
3	7 Lacey KINDEL	On Target - Saved	Left Foot	Pass
3	5 Elizabeth PROULX	Deflected On Target - Defensive Event	Head	Corner
3	9 Reed TINGLEY	On Target - Goal	Right Foot	Loose Ball
7	9 Reed TINGLEY	On Target - Saved	Right Foot	Pass
20	8 Isabella LANZILLOTTA	Off Target	Right Foot	Pass
23	11 Melyna ALEXIS	On Target - Saved	Left Foot	Cross
24	7 Lacey KINDEL	Off Target	Right Foot	Pass
33	10 Gabriela ISTOCKI	On Target - Saved	Right Foot	Ball Progression
39	7 Lacey KINDEL	Off Target	Right Foot	Cross
44	11 Melyna ALEXIS	On Target - Saved	Right Foot	Ball Progression
46	9 Reed TINGLEY	Deflected Off Target - Defensive Event	Right Foot	Pass
49	6 Chloe SCICCHITANO	On Target - Goal	Left Foot	Loose Ball
52	10 Gabriela ISTOCKI	Incomplete - Blocked	Left Foot	Other
60	9 Reed TINGLEY	Off Target	Head	Freekick
65	15 Harjanat BOORA	On Target - Saved	Right Foot	Pass
65	9 Reed TINGLEY	On Target - Saved	Left Foot	Pass
73	12 Iris OPPONG	Off Target	Right Foot	Ball Progression

Attempts at Goal

Canada

Time	Player	Outcome	Body Part	Delivery Type
82	15 Harjanat BOORA	Off Target	Left Foot	Loose Ball
87	19 Brooklyn BOLDT	Off Target	Right Foot	Pass
89	19 Brooklyn BOLDT	On Target - Saved	Right Foot	Loose Ball

Attempts at Goal

Brazil

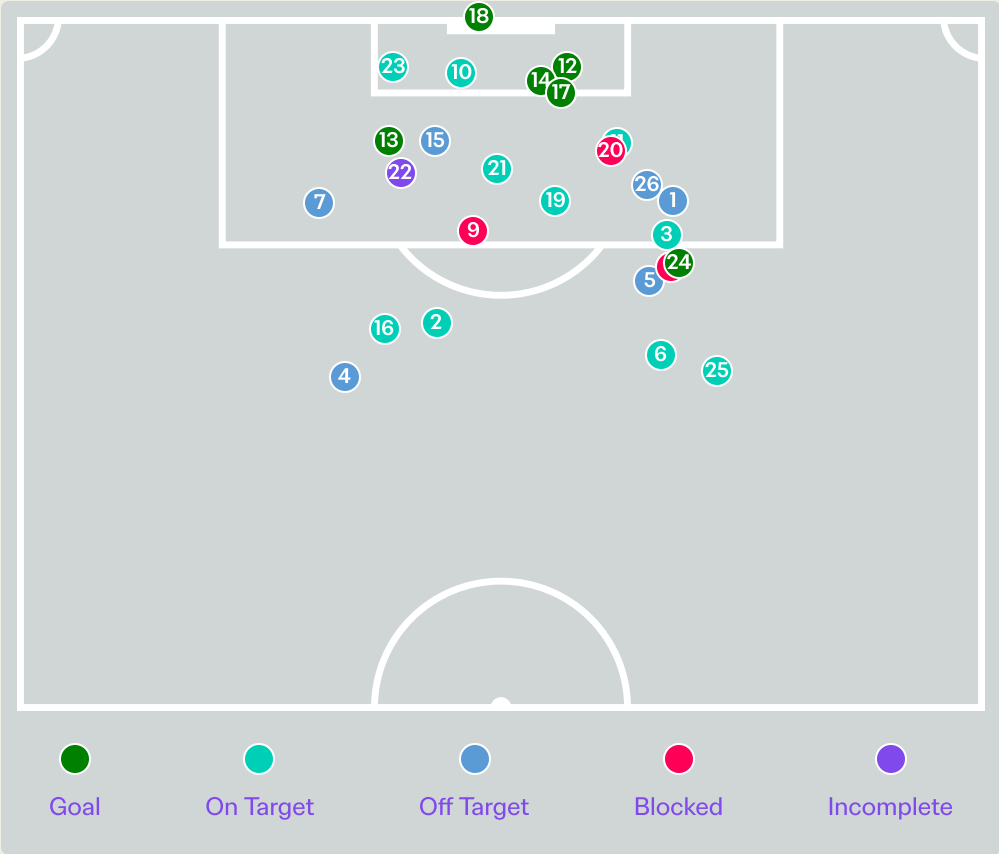

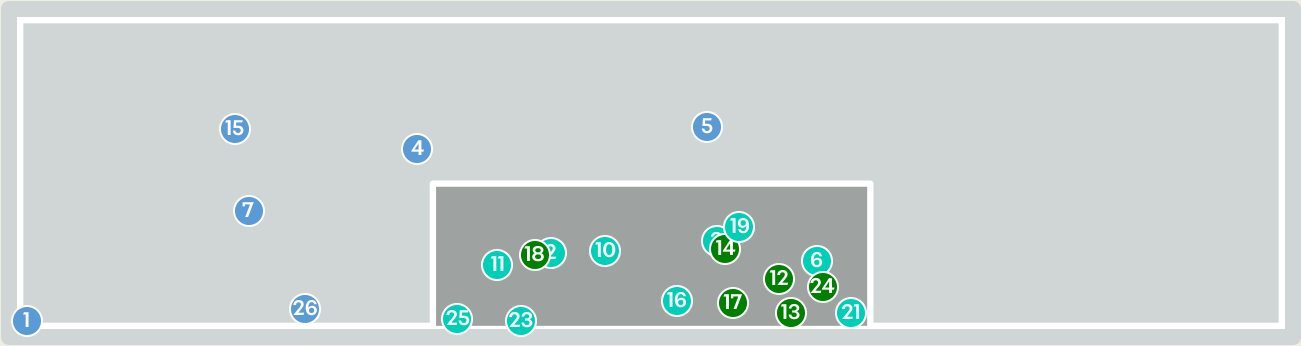

Key	Outcome	Shots
	Goals	6
	On Target	10
	Off Target	6
	Blocked	3
	Incomplete	1

Attempts at Goal

Brazil

Time	Player	Outcome	Body Part	Delivery Type
2	15 MARCELA BONTORIM	Off Target	Right Foot	Loose Ball
15	15 MARCELA BONTORIM	On Target - Saved	Right Foot	Ball Progression
21	9 NICOLLY MANUEL	On Target - Saved	Right Foot	Pass
26	17 PEPE	Off Target	Right Foot	Freekick
27	15 MARCELA BONTORIM	Off Target	Right Foot	Pass
28	10 HELENA	On Target - Saved	Right Foot	Pass
29	13 GREISE KELLY	Off Target	Left Foot	Pass
37	17 PEPE	Incomplete - Blocked	Right Foot	Pass
43	2 ISA RECH	Incomplete - Blocked	Left Foot	Loose Ball
43	17 PEPE	On Target - Goal Prevented	Left Foot	Loose Ball
47	15 MARCELA BONTORIM	On Target - Saved	Head	Pass
48	10 HELENA	On Target - Goal	Head	Cross
45	9 NICOLLY MANUEL	On Target - Goal	Right Foot	Pass
55	15 MARCELA BONTORIM	On Target - Goal	Head	Cross
57	10 HELENA	Off Target	Head	Cross
62	15 MARCELA BONTORIM	On Target - Saved	Right Foot	Pass
62	13 GREISE KELLY	On Target - Goal	Right Foot	Other

Attempts at Goal

Brazil

Time	Player	Outcome	Body Part	Delivery Type
71	13 GREISE KELLY	On Target - Goal	Right Foot	Loose Ball
81	7 GIGI PIRES	On Target - Saved	Right Foot	Loose Ball
81	7 GIGI PIRES	Incomplete - Blocked	Right Foot	Loose Ball
81	13 GREISE KELLY	On Target - Saved	Right Foot	Other
91	7 GIGI PIRES	Deflected Off Target - Defensive Event	Left Foot	Pass
91	9 NICOLLY MANUEL	On Target - Saved	Right Foot	Loose Ball
94	17 PEPE	Deflected On Target - Goal	Right Foot	Loose Ball
96	20 INDY	On Target - Saved	Right Foot	Pass
97	18 LETICIA PINHO	Off Target	Right Foot	Pass

Crosses (Open Play)

Canada

Cross Locations

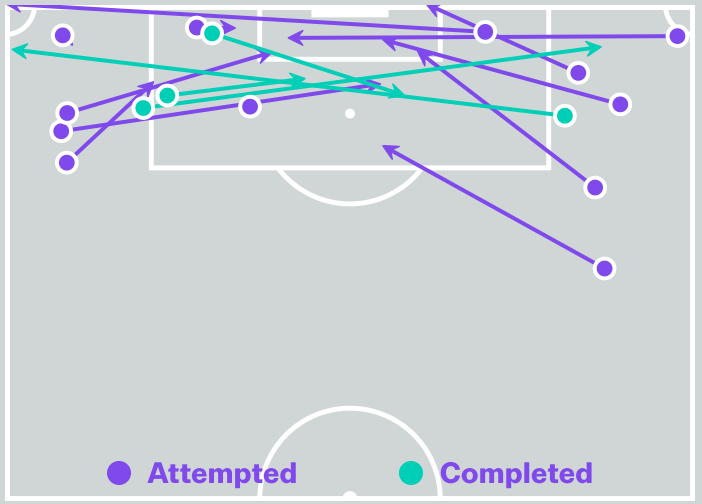

Delivery Type

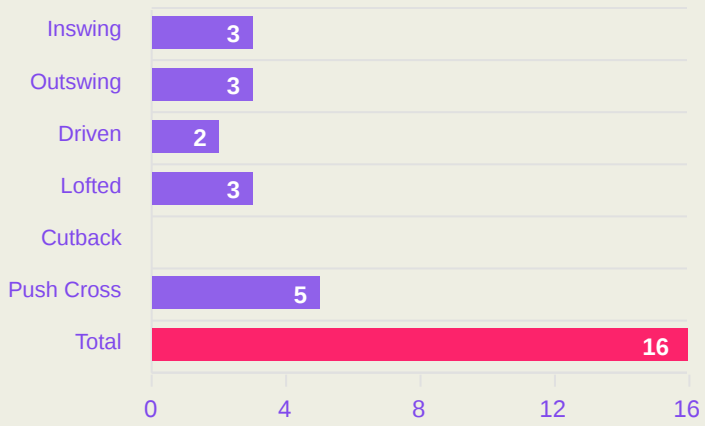

Cross Zones

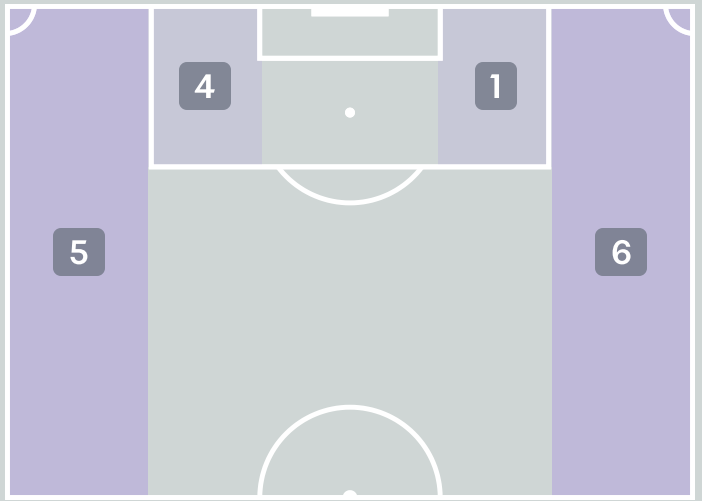

Attempted

16

Completed

4

Most Crosses Attempted

6

Reed TINGLEY
CENTRE FORWARD RIGHT

#	Player	Inswing	Outswing	Driven	Lofted	Cutback	Push Cross	Total Attempted
1	Kellyane DUMAS	0	0	0	0	0	0	0
3	Christ-Mayron BROU	0	0	0	0	0	0	0
5	Elizabeth PROULX	0	0	0	0	0	0	0
6	Chloe SCICCHITANO	0	1	0	0	0	0	1
7	Lacey KINDEL	1	0	0	1	0	0	2
8	Isabella LANZILLOTTA	0	0	0	0	0	0	0
9	Reed TINGLEY	1	1	0	2	0	2	6
10	Gabriela ISTOCKI	0	0	0	0	0	0	0
11	Melyna ALEXIS	0	0	1	0	0	1	2
12	Iris OPPONG	0	0	0	0	0	0	0
17	Brooklyn SCHWARTZBERG	0	0	0	0	0	0	0
2	Adri GIESE	0	0	0	0	0	0	0
15	Harjanat BOORA	0	0	1	0	0	0	1
16	Ailish HENNESSY	1	0	0	0	0	2	3
19	Brooklyn BOLDT	0	1	0	0	0	0	1
20	Adalyn FAIRWEATHER	0	0	0	0	0	0	0

Crosses (Open Play)

Brazil

Cross Locations

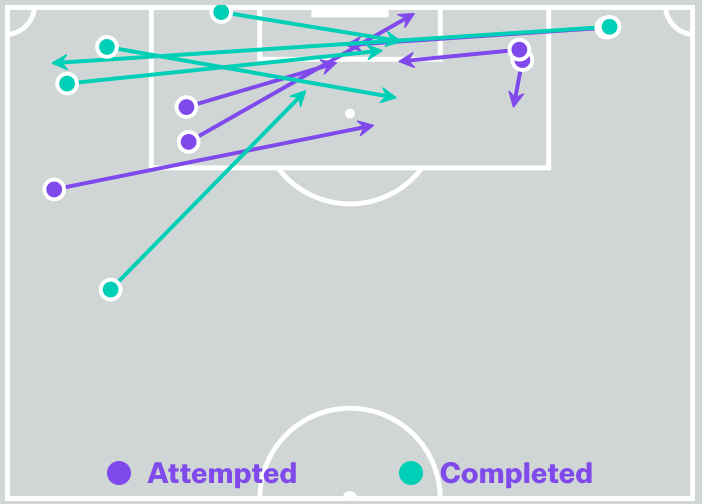

Delivery Type

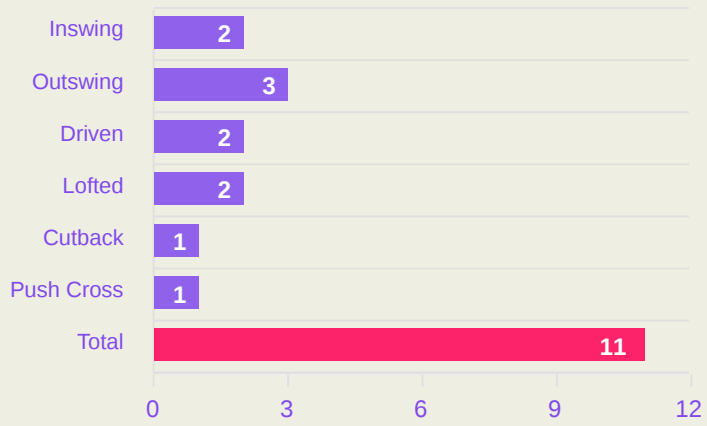

Cross Zones



Attempted

11

Completed

5

Most Crosses Attempted

3

GREISE KELLY
RIGHT MIDFIELD

#	Player	Inswing	Outswing	Driven	Lofted	Cutback	Push Cross	Total Attempted
1	NATHY	0	0	0	0	0	0	0
2	ISA RECH	0	1	0	0	0	0	1
3	ELO	0	0	0	0	0	0	0
5	ANDREYNA	0	0	0	0	0	0	0
6	SARAH COELHO	0	0	0	0	0	0	0
8	CAROL MELO	0	0	0	0	0	0	0
9	NICOLLY MANUEL	0	0	0	0	1	0	1
10	HELENA	0	1	0	0	0	0	1
13	GREISE KELLY	0	1	1	1	0	0	3
15	MARCELA BONTORIM	0	0	0	0	0	1	1
17	PEPE	1	0	0	0	0	0	1
7	GIGI PIRES	0	0	0	0	0	0	0
11	SOFIA GAMONAL	1	0	1	0	0	0	2
18	LETICIA PINHO	0	0	0	0	0	0	0
19	KAILLANY RANIFAH	0	0	0	0	0	0	0
20	INDY	0	0	0	1	0	0	1

Offering to Receive

Canada

259
Total Offers Made

92
Total Offers Received

Most Offers
28
Reed TINGLEY
CENTRE FORWARD RIGHT

109
Offers Made in Final Third

85
Offers Made in Middle Third

65
Offers Made in Defensive Third

Offers Made Inside Shape

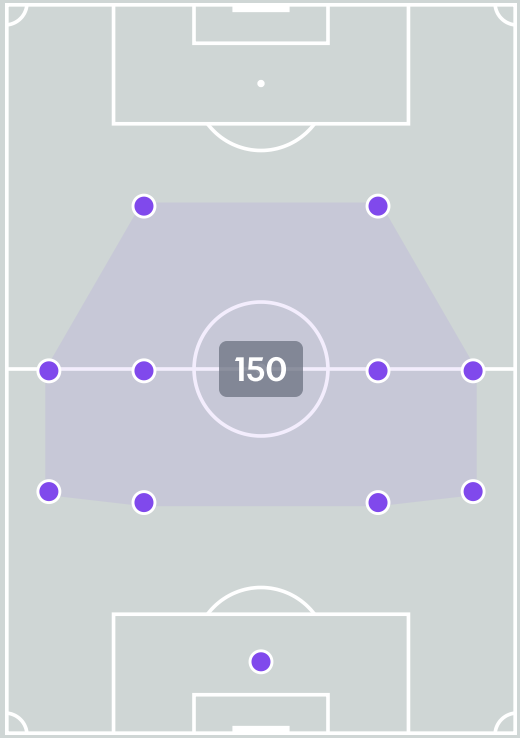

Offers Made Outside Shape

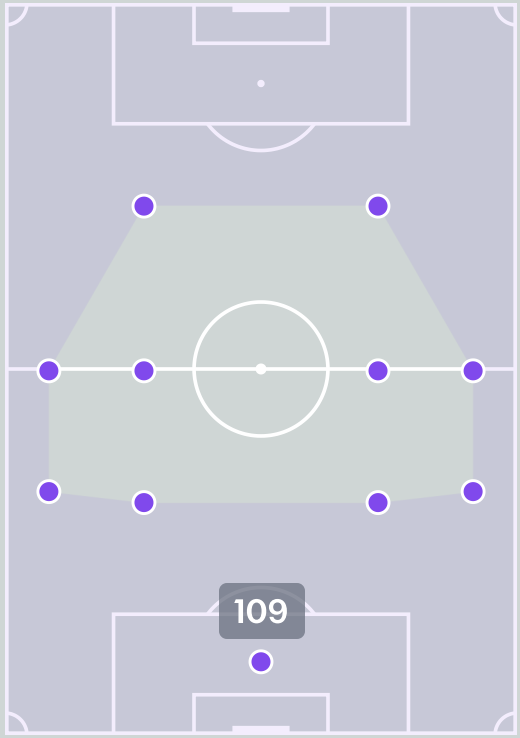

#	Player	Offers Made	Offers Received	% Made & Received
1	Kellyane DUMAS	10	5	50%
3	Christ-Mayron BROU	20	9	45%
5	Elizabeth PROULX	2	0	0%
6	Chloe SCICCHITANO	23	12	52.2%
7	Lacey KINDEL	11	7	63.6%
8	Isabella LANZILLOTTA	15	5	33.3%
9	Reed TINGLEY	28	7	25%
10	Gabriela ISTOCKI	24	4	16.7%
11	Melyna ALEXIS	19	5	26.3%
12	Iris OPPONG	18	9	50%
17	Brooklyn SCHWARTZBERG	20	9	45%
2	Adri GIESE	11	2	18.2%
15	Harjanat BOORA	10	3	30%
16	Ailish HENNESSY	19	9	47.4%
19	Brooklyn BOLDT	14	4	28.6%
20	Adalyn FAIRWEATHER	15	2	13.3%

Offering to Receive

Brazil

292
Total Offers Made

92
Total Offers Received

Most Offers
88
PEPE
LEFT WINGER

152
Offers Made in Final Third

109
Offers Made in Middle Third

31
Offers Made in Defensive Third

Offers Made Inside Shape

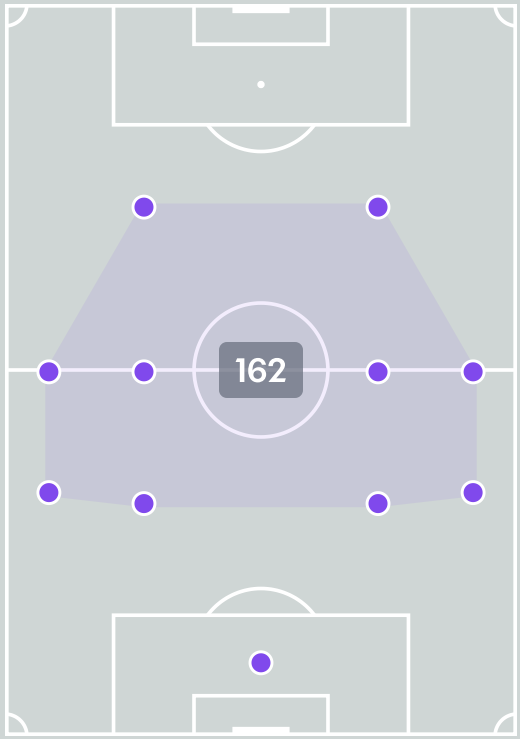

Offers Made Outside Shape

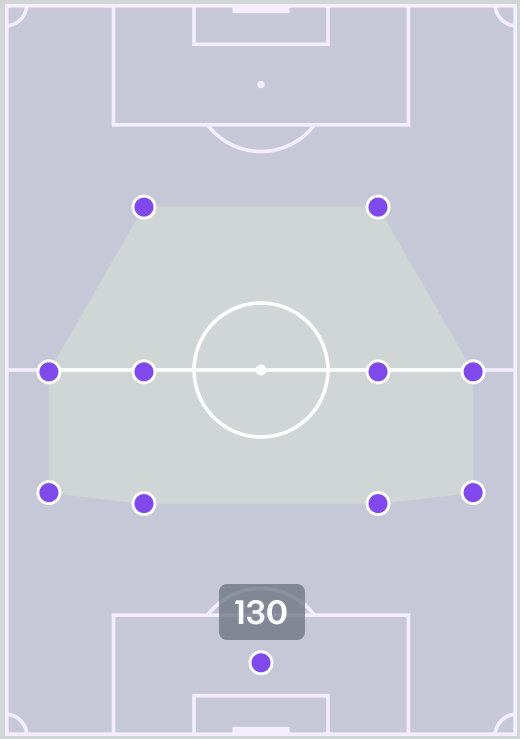

#	Player	Offers Made	Offers Received	% Made & Received
1	NATHY	0	0	0%
2	ISA RECH	11	7	63.6%
3	ELO	14	3	21.4%
5	ANDREYNA	1	1	100%
6	SARAH COELHO	11	6	54.5%
8	CAROL MELO	34	12	35.3%
9	NICOLLY MANUEL	17	3	17.6%
10	HELENA	36	10	27.8%
13	GREISE KELLY	20	6	30%
15	MARCELA BONTORIM	17	8	47.1%
17	PEPE	88	23	26.1%
7	GIGI PIRES	20	5	25%
11	SOFIA GAMONAL	10	5	50%
18	LETICIA PINHO	4	1	25%
19	KAILLANY RANIFAH	0	0	0%
20	INDY	9	2	22.2%

Movement to Receive

Canada

Movement Types by Phase

Final Third Phase

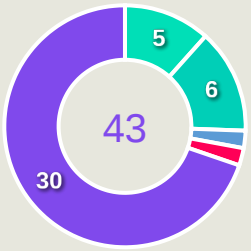

Progression Phase

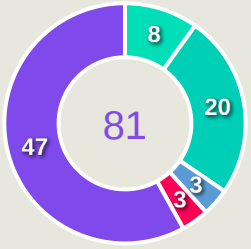

Build Up Phase

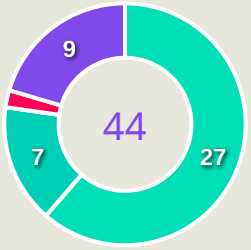

All Movement Types

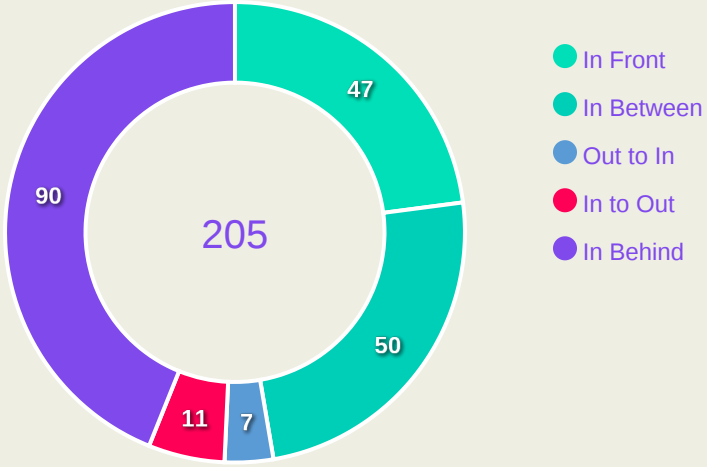

Top Ranked Players

Type	Player	Movements
In Front	6 Chloe SCICCHITANO	13
In Between	6 Chloe SCICCHITANO	8
Out to In	9 Reed TINGLEY	3
In to Out	16 Ailish HENNESSY	3
In Behind	9 Reed TINGLEY	18

Movement Types Pitch Third

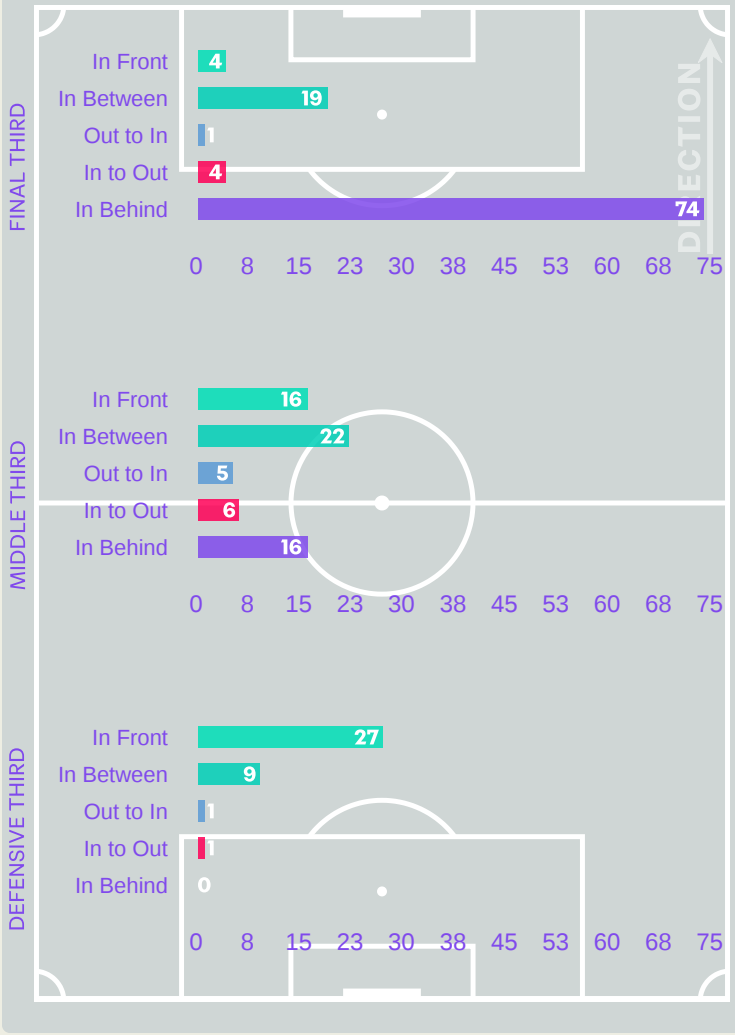

Movement to Receive

Brazil

Movement Types by Phase

Final Third Phase

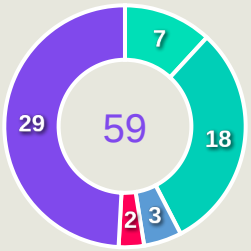

Progression Phase

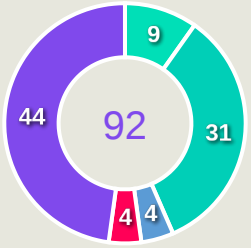

Build Up Phase

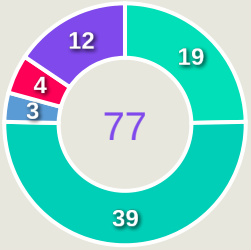

All Movement Types

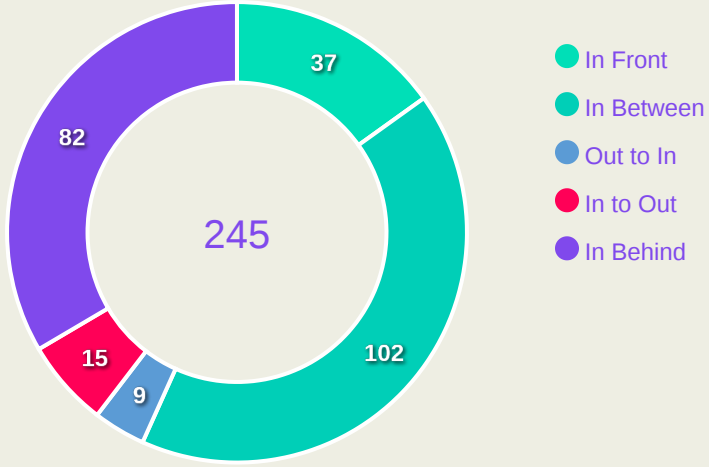

Top Ranked Players

Type	Player	Movements
In Front	17 PEPE	14
In Between	17 PEPE	49
Out to In	15 MARCELA BONTORIM	2
In to Out	17 PEPE	9
In Behind	13 GREISE KELLY	18

Movement Types Pitch Third

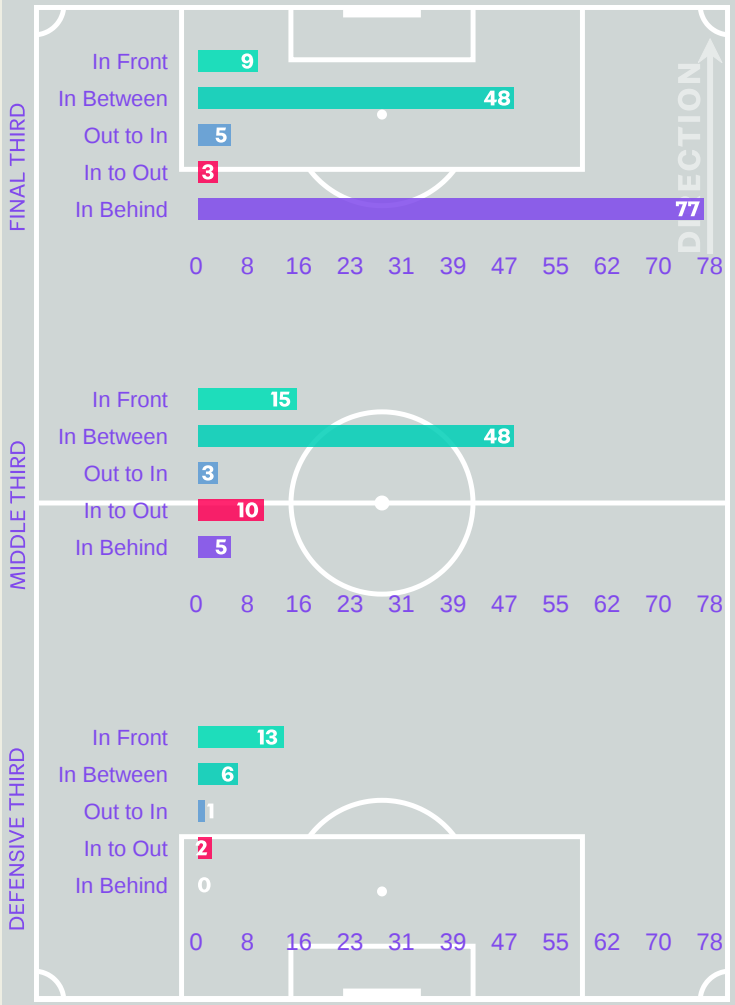

FIFA U17 WOMEN'S WORLD CUP MOROCCO 2026

OUT OF POSSESSION



Canada v Brazil

Defensive Actions

Canada

72	69	17	52	2.35
Forced Turnovers	Possession Regained	Interceptions	Tackles	Possession Actions / Defensive Action

Forced Turnovers

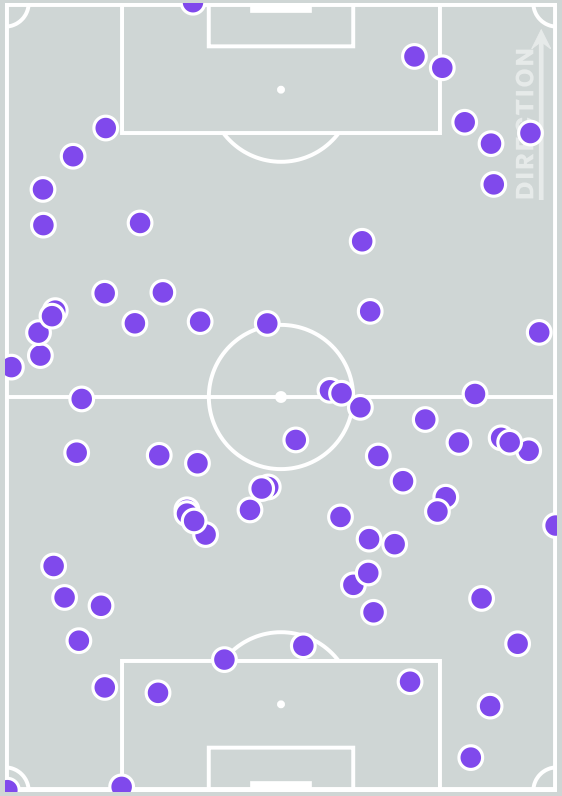

Possession Regain

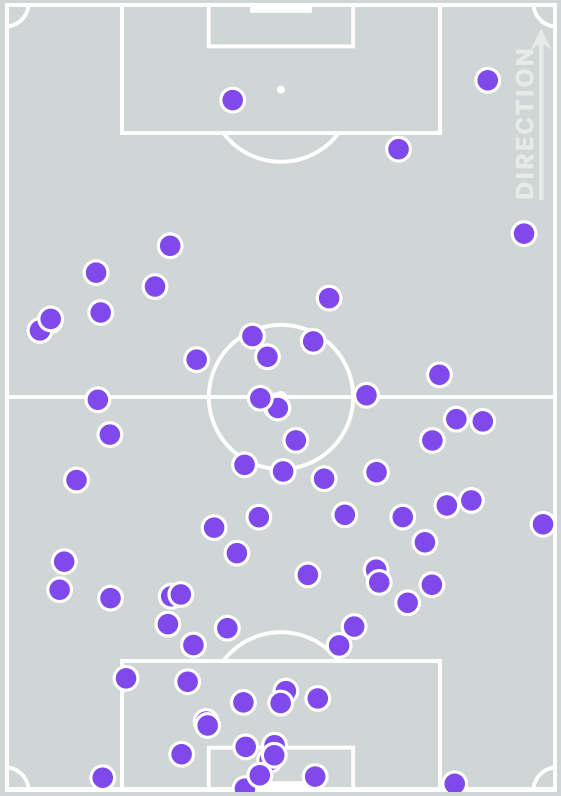

Blocks

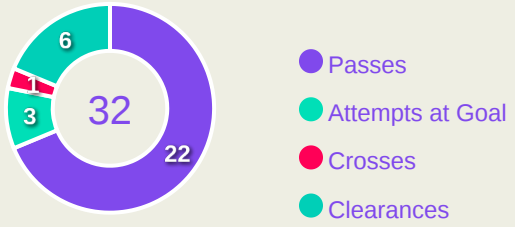

Possession Contests

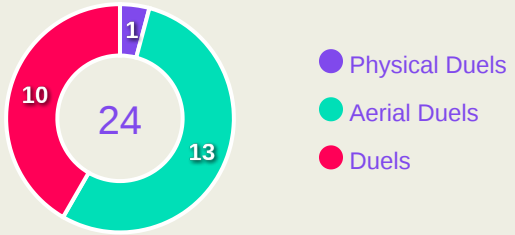

Most Possession Regains

12

Isabella LANZILLOTTA

LEFT CENTRE MIDFIELD

#	Player	Total Possession Regains
1	Kellyane DUMAS	10
3	Christ-Mayron BROU	6
5	Elizabeth PROULX	6
6	Chloe SCICCHITANO	6
7	Lacey KINDEL	3
8	Isabella LANZILLOTTA	12
9	Reed TINGLEY	5
10	Gabriela ISTOCKI	3
11	Melyna ALEXIS	1
12	Iris OPPONG	6
17	Brooklyn SCHWARTZBERG	3
2	Adri GIESE	4
15	Harjanat BOORA	1
16	Ailish HENNESSY	1
19	Brooklyn BOLDT	0
20	Adalyn FAIRWEATHER	2

Defensive Actions

Brazil

85	63	15	53	2.25
Forced Turnovers	Possession Regained	Interceptions	Tackles	Possession Actions / Defensive Action

Forced Turnovers

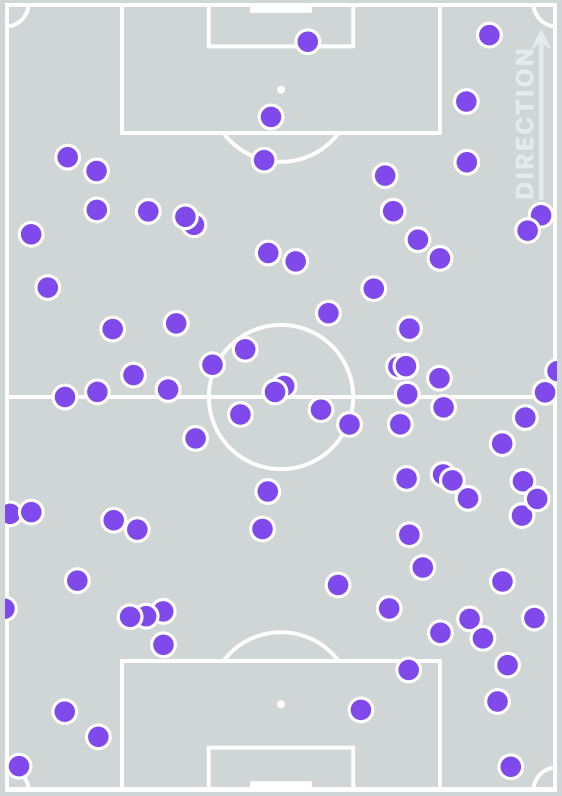

Possession Regain

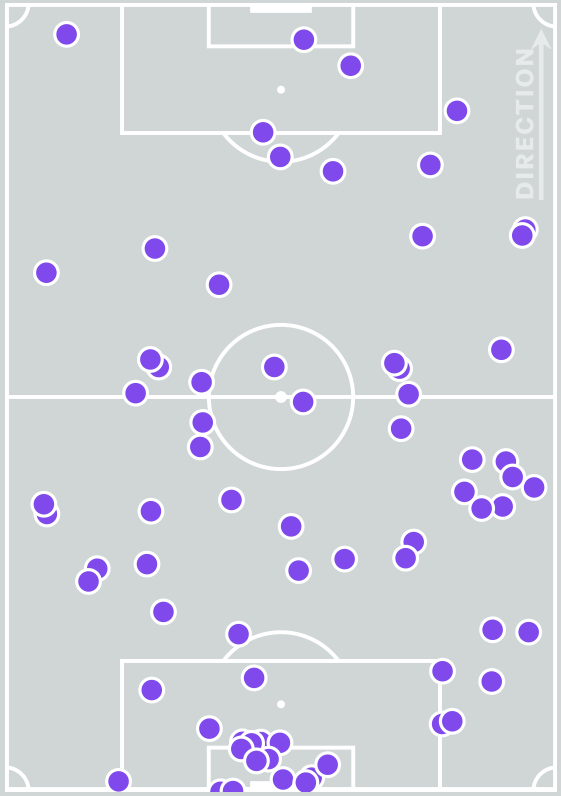

Blocks

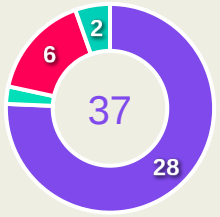

- Passes
- Attempts at Goal
- Crosses
- Clearances

Possession Contests

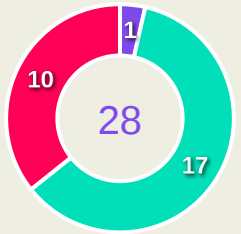

- Physical Duels
- Aerial Duels
- Duels

Most Possession Regains

15

ELO

RIGHT BACK

#	Player	Total Possession Regains
1	NATHY	6
2	ISA RECH	6
3	ELO	15
5	ANDREYNA	7
6	SARAH COELHO	2
8	CAROL MELO	3
9	NICOLLY MANUEL	4
10	HELENA	1
13	GREISE KELLY	5
15	MARCELA BONTORIM	3
17	PEPE	5
7	GIGI PIRES	1
11	SOFIA GAMONAL	1
18	LETICIA PINHO	1
19	KAILLANY RANIFAH	3
20	INDY	0

Defensive Line Height & Team Length

Canada

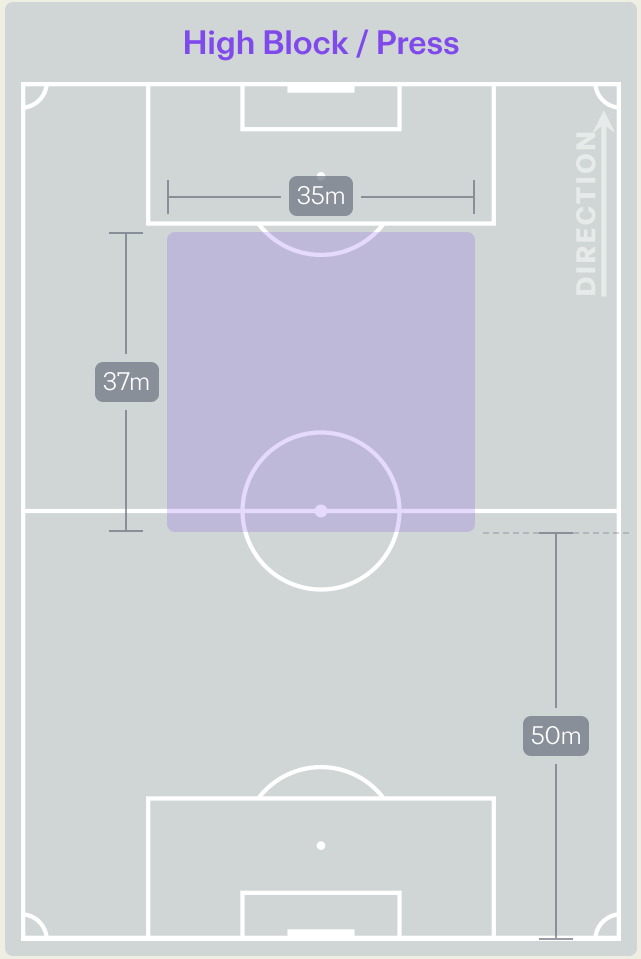

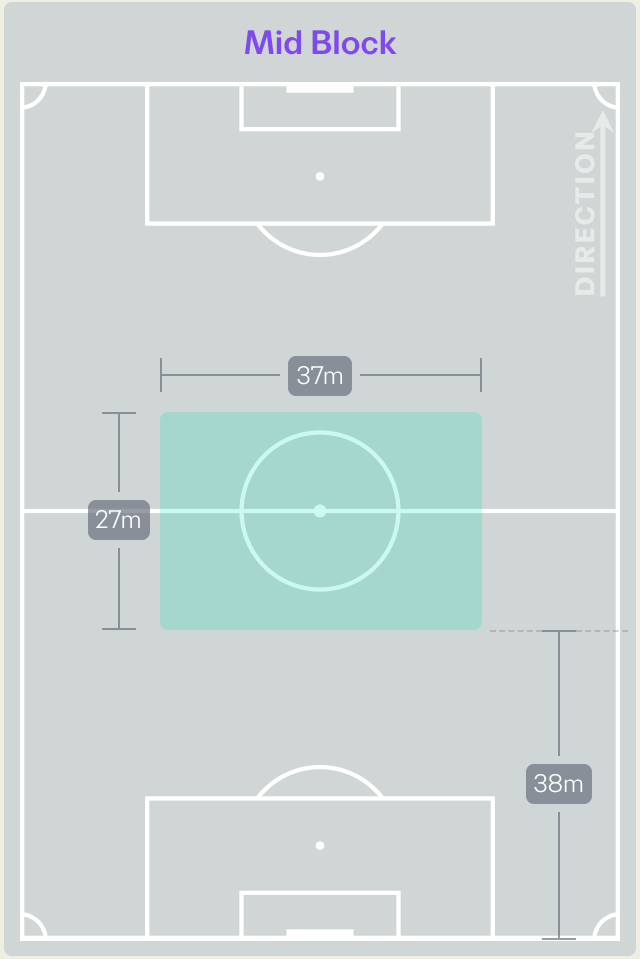

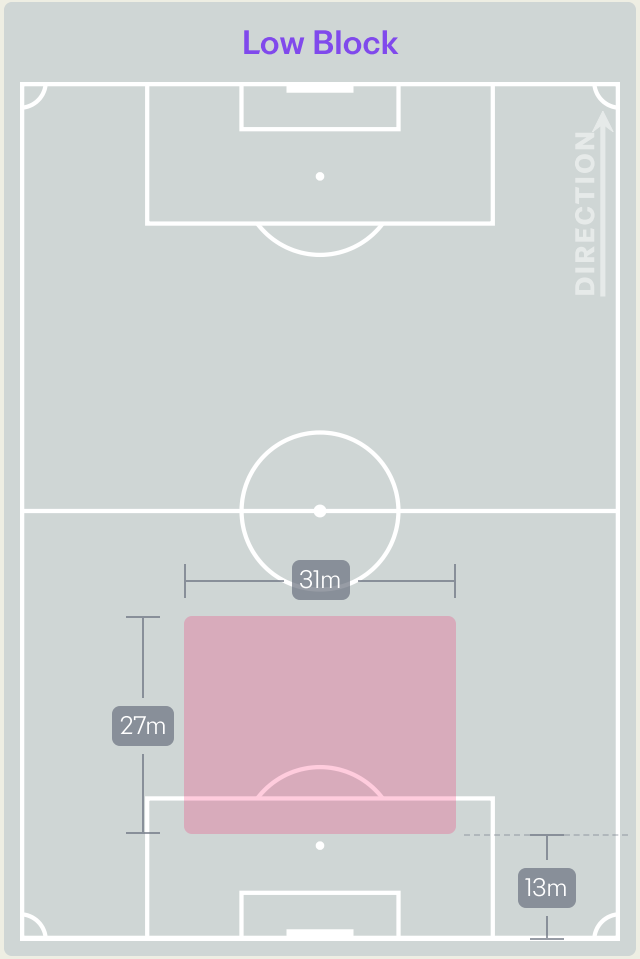

Defensive Line Height & Team Length

Brazil

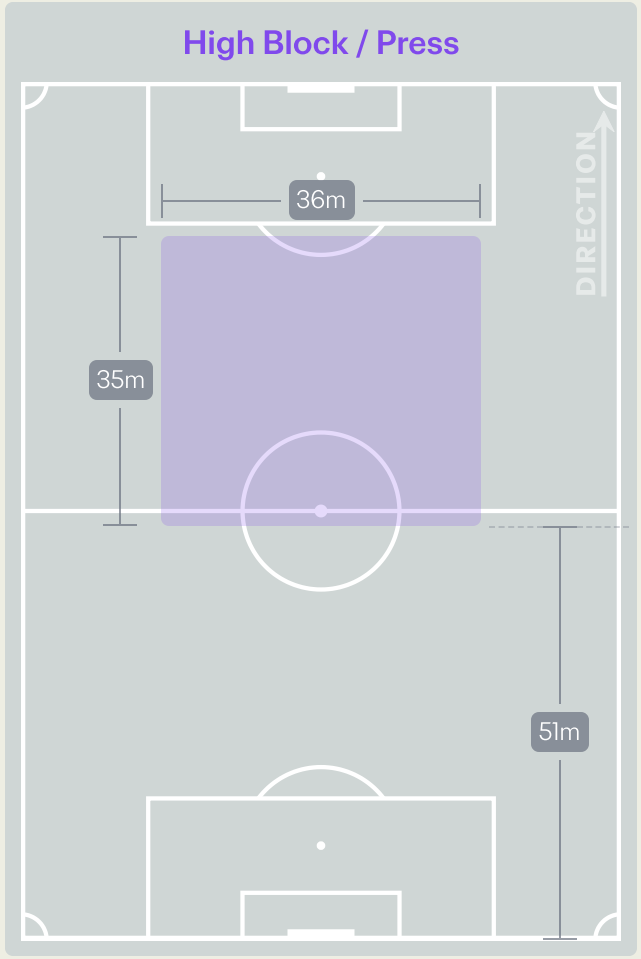

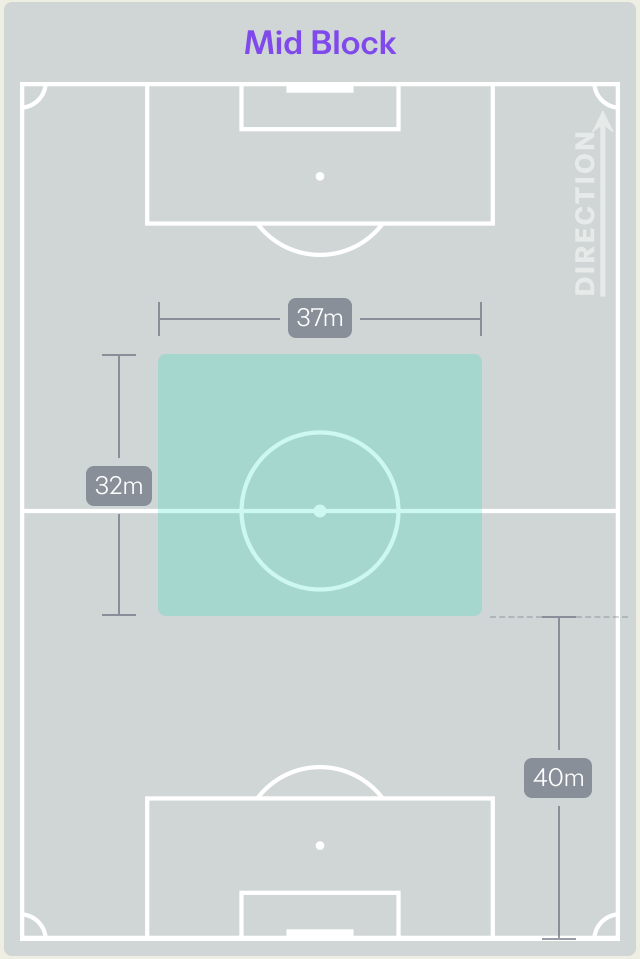

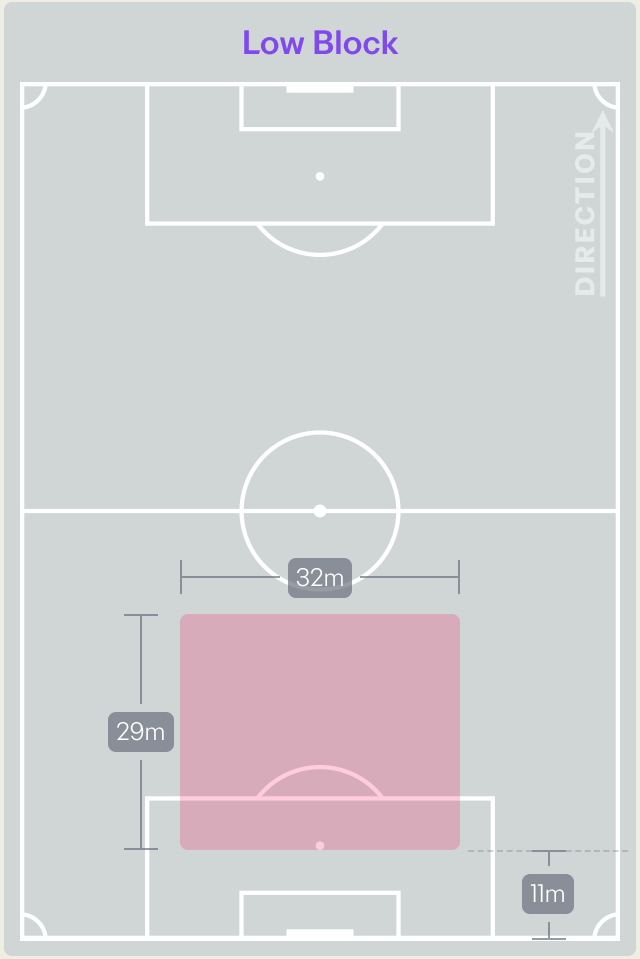

Defensive Pressure

Canada

Brazil

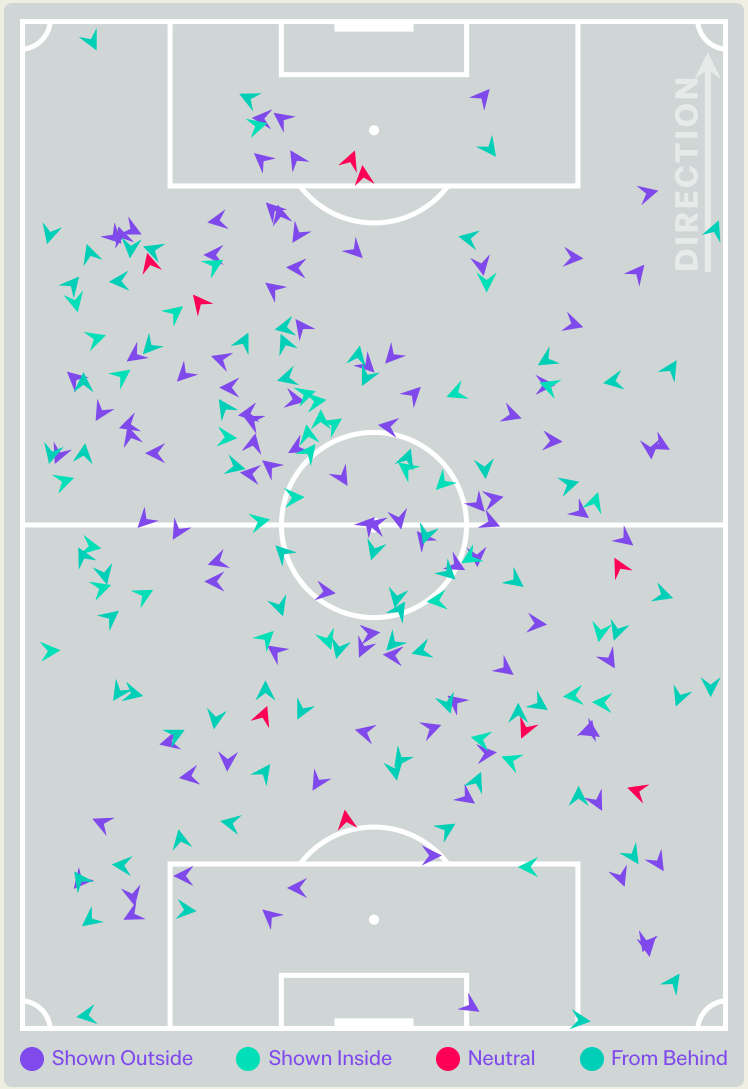

Canada		Brazil
214	Total Pressures	251
61	Direct Pressures	66
1.91s	Avg Pressure Duration	1.69s
72	Forced Turnovers	85
9.64s	Ball Recovery Time	9.6s
65	Pushing on into Pressing	87
129	Pushing on	261
36	Pressing Direction Inside	44
97	Pressing Direction Outside	105

Most Direct Pressures

8

Gabriela ISTOCKI

ATTACKING MIDFIELD

Most Direct Pressures

15

ANDREYNA

CENTRE BACK

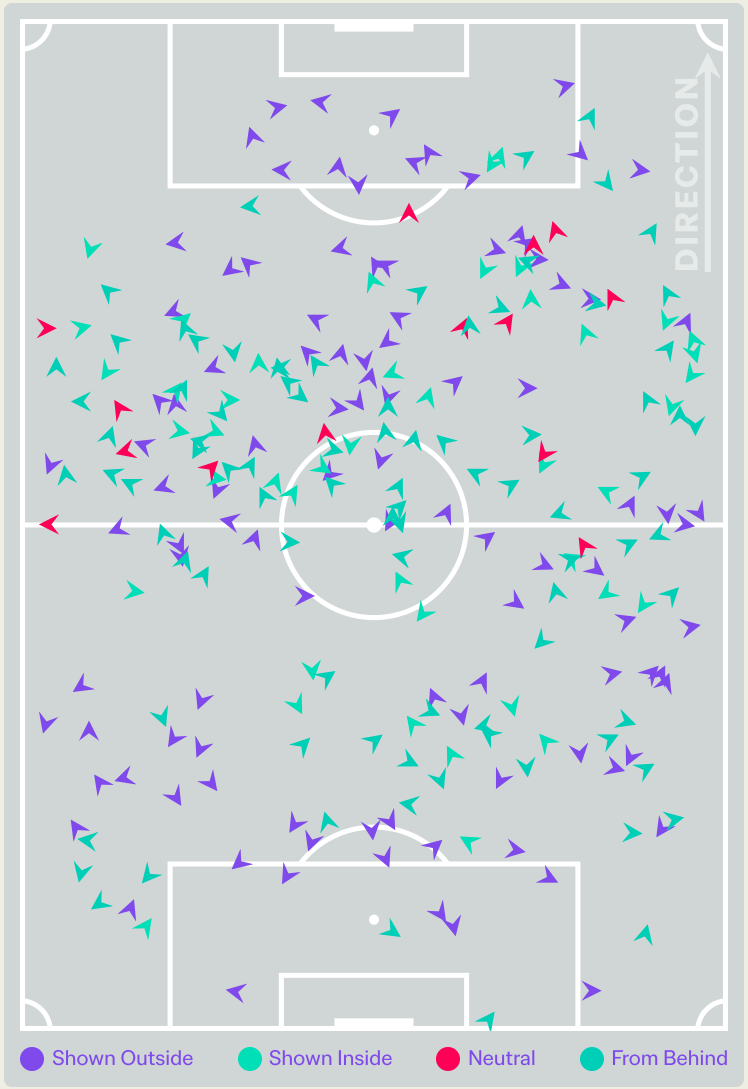

FIFA U17 WOMEN'S WORLD CUP MOROCCO 2026

GOALKEEPING



Canada v Brazil

Goalkeeping Involvement

Canada

Canada GK Involvement Timeline

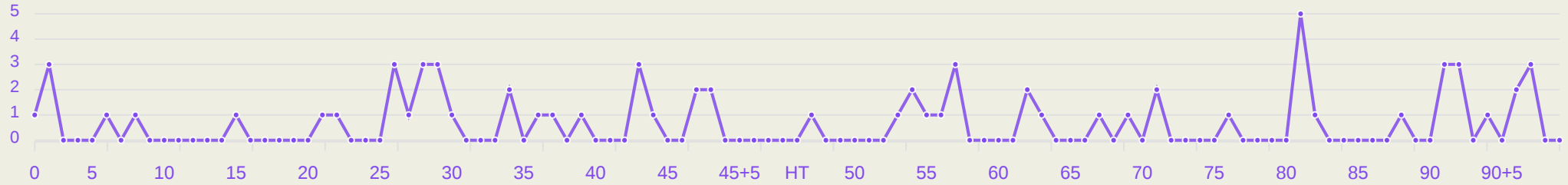

70

Total Involvements

Brazil

Brazil GK Involvement Timeline

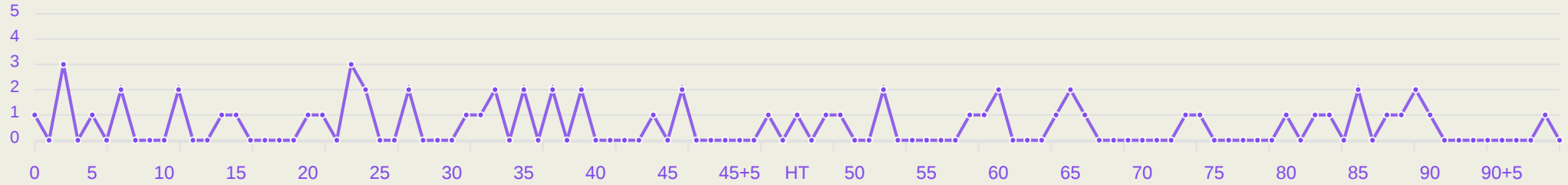

60

Total Involvements

Goalkeeping Distribution

Canada

Kick from Feet

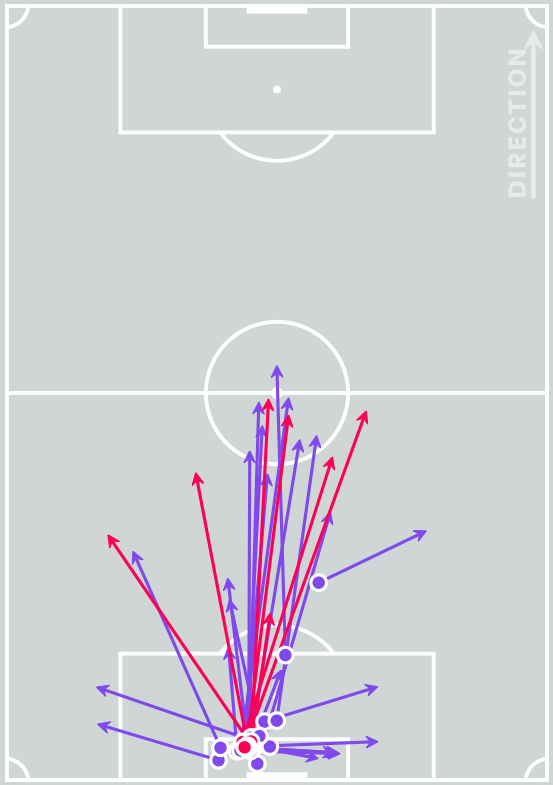

Complete Incomplete

- Play Onto
- Play Into
- Play Around
- Play Through
- Play Beyond
- Other



Kick from Hands

Complete Incomplete

- Side Kick
- From Hands
- Drop Kick

0

Throw Distribution

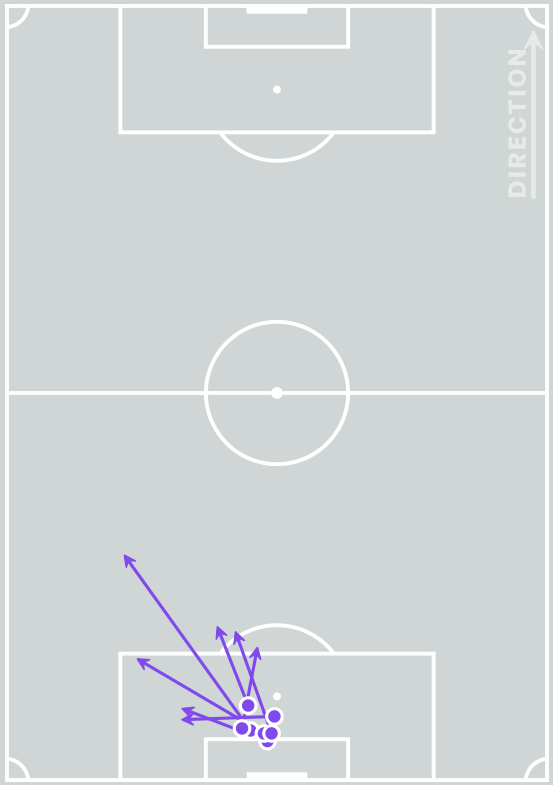

Complete Incomplete

- Over Arm
- Under Arm
- Side Arm
- Chest

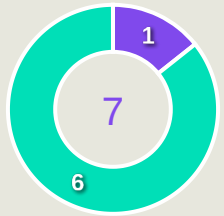

Total Distributions

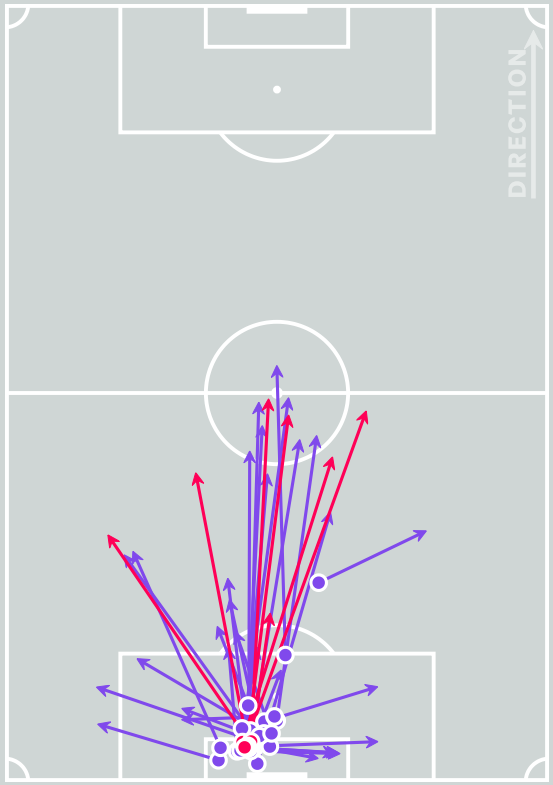

Complete Incomplete

21

Goalkeeper Line Breaks

Goalkeeping Distribution

Brazil

Kick from Feet

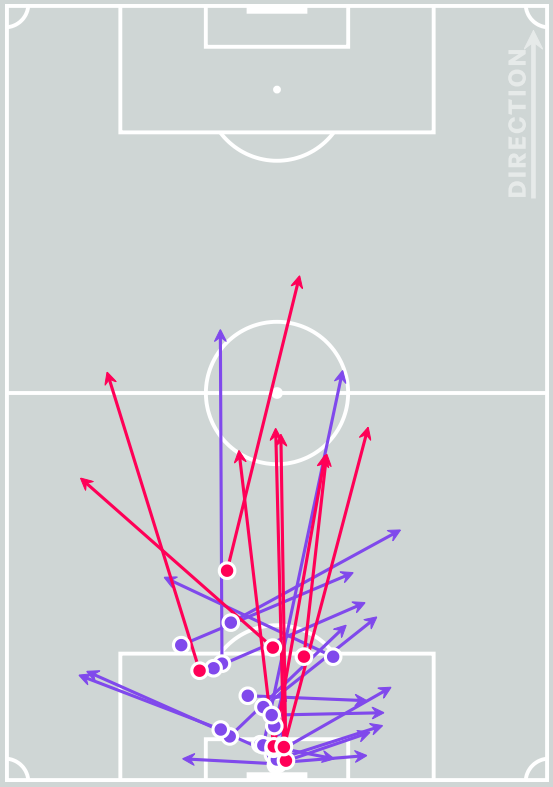

Complete Incomplete

- Play Onto
- Play Into
- Play Around
- Play Through
- Play Beyond
- Other

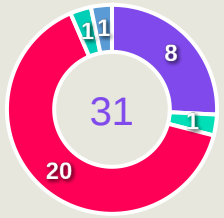

Kick from Hands

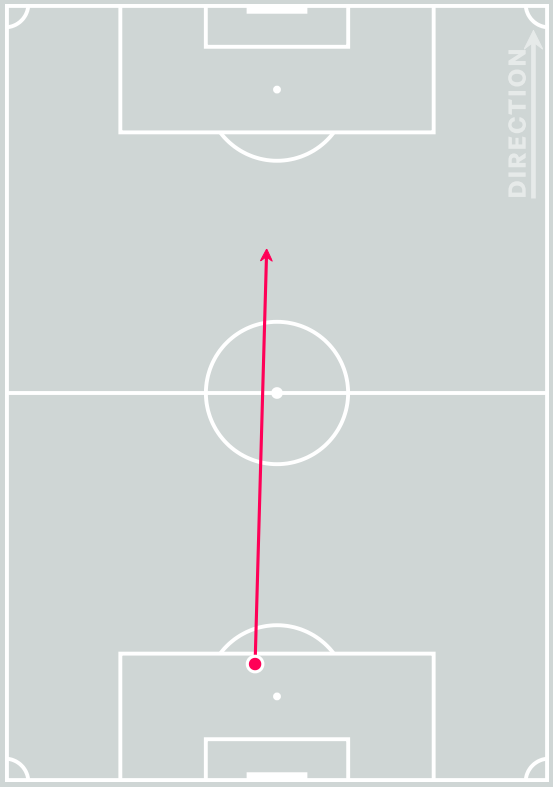

Complete Incomplete

- Side Kick
- From Hands
- Drop Kick

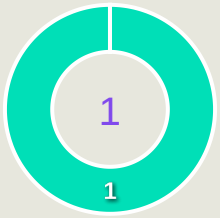

Throw Distribution

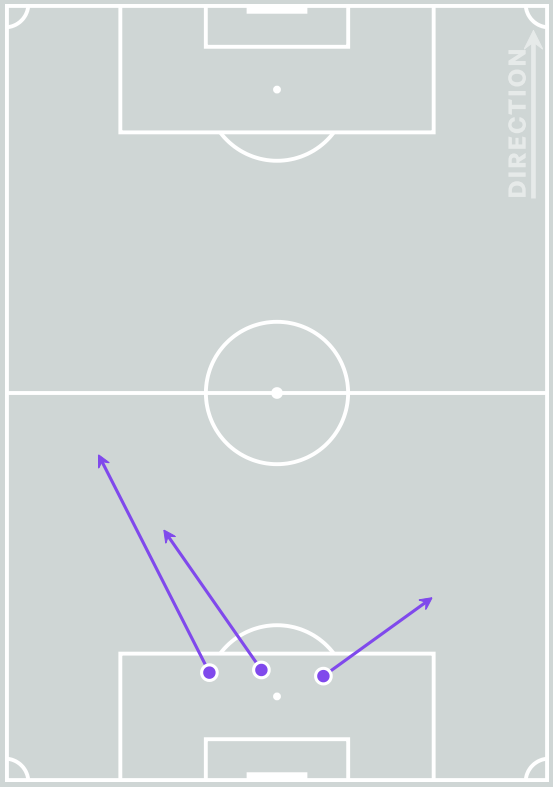

Complete Incomplete

- Over Arm
- Under Arm
- Side Arm
- Chest

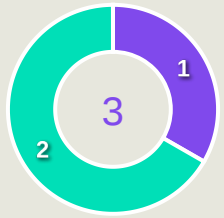

Total Distributions

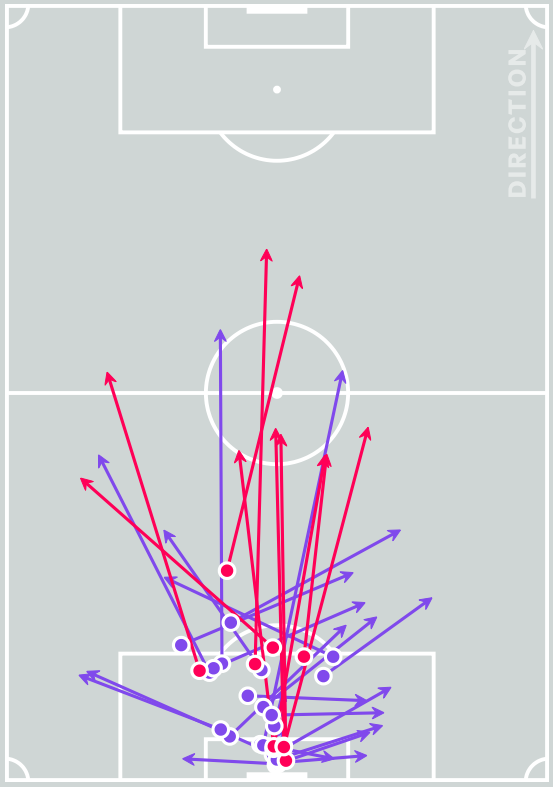

Complete Incomplete

14

Goalkeeper Line Breaks

Goal Prevention

Canada

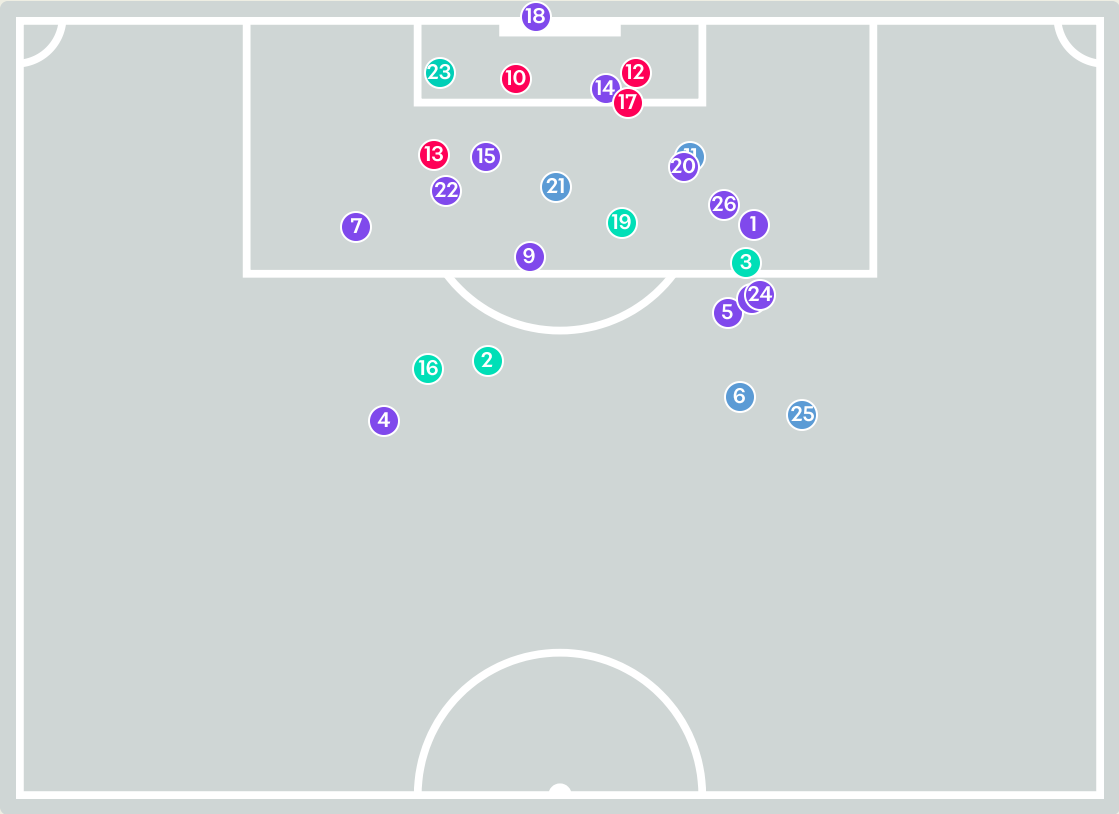

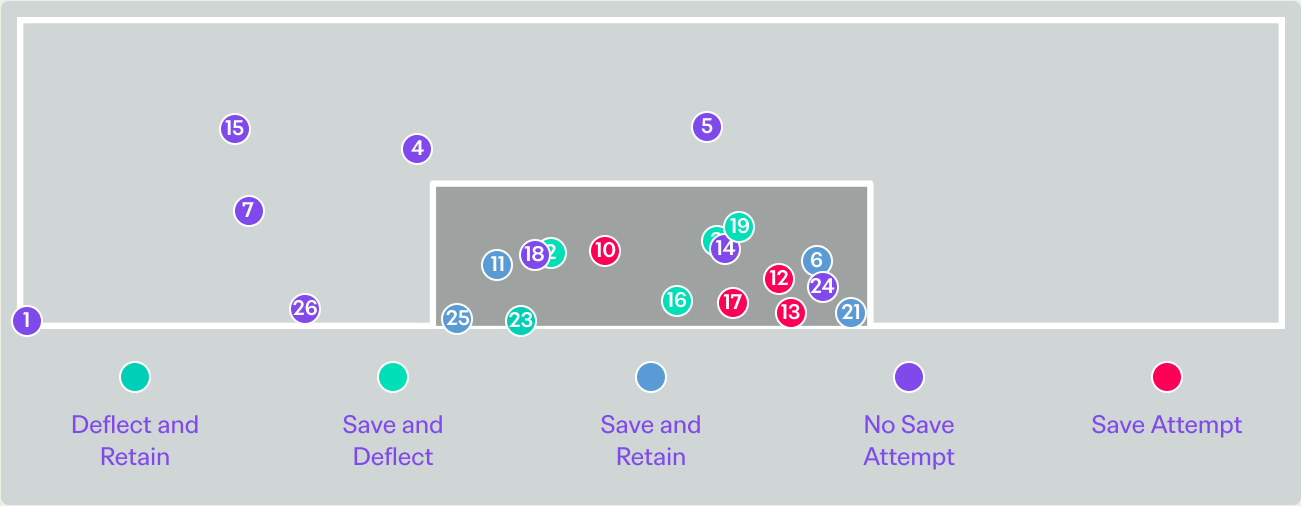

29

Total Attempts on Goal Faced

60

Save %

Intervention Type

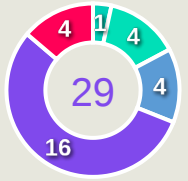

Deflect & Retain · Save & Deflect · Save & Retain · No Save Attempt · Save Attempt

Intervention Body Type

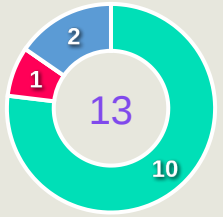

Head · Hands · Upper Body · Lower Body · Feet

Total Attempts on Goal Faced	Total Goal Interventions	Save & Retain	Deflect & Retain	Save & Deflect	Save Attempt	No Save Attempt
29	8	4	1	4	4	16

Goal Prevention

Brazil

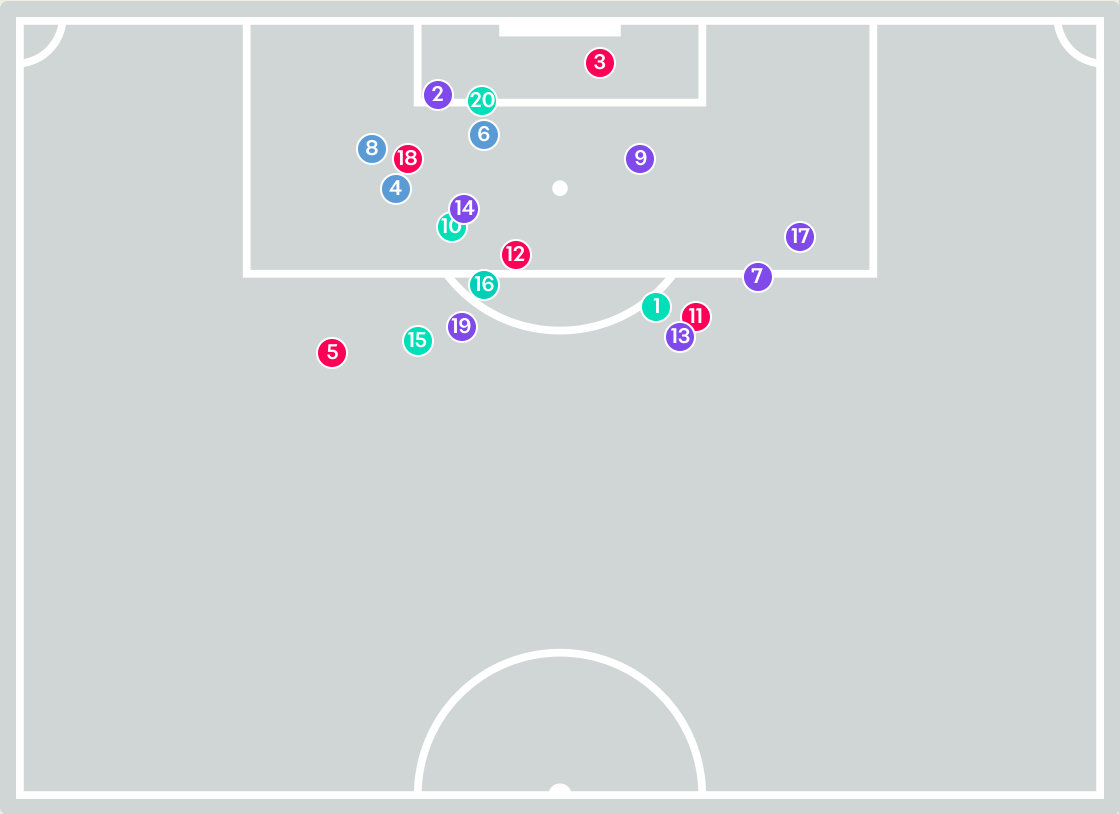

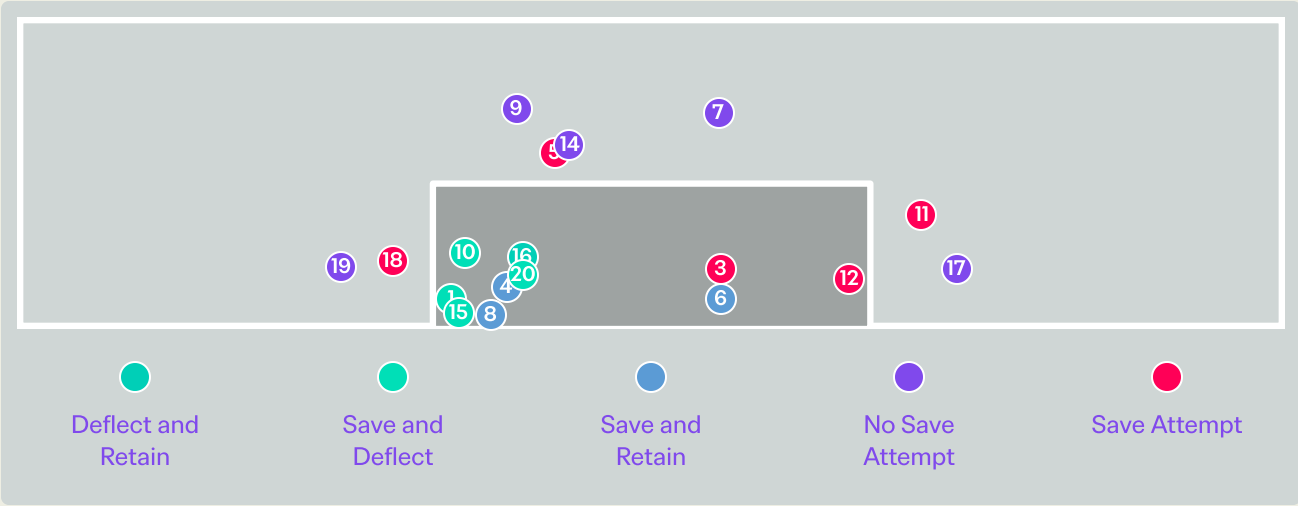

21

Total Attempts on Goal Faced

80

Save %

Intervention Type



Intervention Body Type

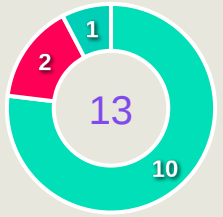

Total Attempts on Goal Faced	Total Goal Interventions	Save & Retain	Deflect & Retain	Save & Deflect	Save Attempt	No Save Attempt
21	7	3	1	4	5	8

Aerial Control

Canada

3
Total Interventions

2
Complete

2
Punches

0
Incomplete

0
Complete

1
Claims

0
Incomplete

0
Complete

0
Tipped/Palmed

0
Incomplete

Crosses Faced



Delivery Types Faced

Total	In Swing	Out Swing	Driven	Lofted	Cutback	Push
13	2	3	2	4	1	1

Aerial Control

Brazil

2
Total Interventions

1	1	0
Complete	Punches	Incomplete

1	1	0
Complete	Claims	Incomplete

0	0	0
Complete	Tipped/Palmed	Incomplete

Crosses Faced

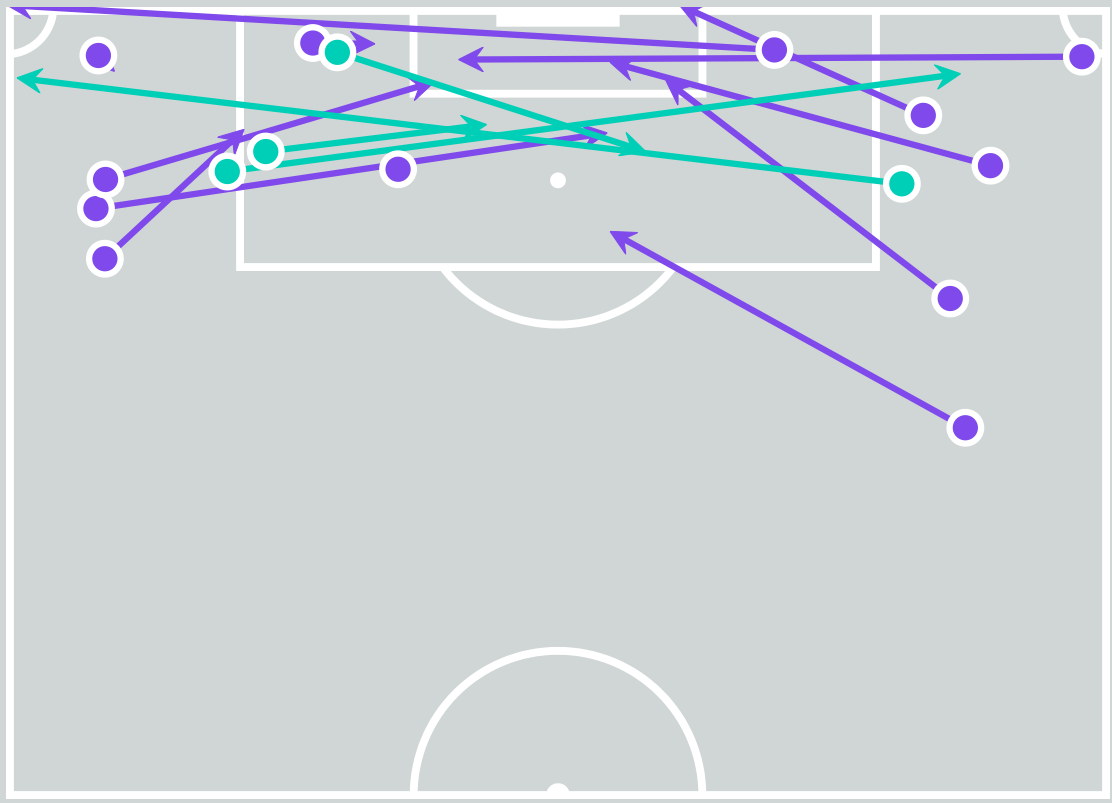

Delivery Types Faced

Total	In Swing	Out Swing	Driven	Lofted	Cutback	Push
25	9	6	2	3	0	5

FIFA U17 WOMEN'S WORLD CUP MOROCCO 2026

SET PLAYS



Canada v Brazil

Set Plays

Canada

39
Total Set Plays

12
Total Free Kicks

0
Total Penalties

9
Total Corners

18
Total Throw Ins

Free Kicks	
Type	**Total**
Direct	10
Direct (on target)	0
Direct (off target)	0
Indirect	2

Corners			
Delivery Type	**From Left Side**	**From Right Side**	**Total**
Direct to Area	3	4	7
Short	0	2	2
Edge of Penalty Area	0	0	0

Corners	
Delivery Style	**Total**
Inswing	4
Outswing	3
Driven	0
Lofted	0

Set Plays

Brazil



35
Total Set Plays

10
Total Free Kicks

0
Total Penalties

4
Total Corners

21
Total Throw Ins

Free Kicks	
Type	**Total**
Direct	6
Direct (on target)	0
Direct (off target)	1
Indirect	4

Corners			
Delivery Type	**From Left Side**	**From Right Side**	**Total**
Direct to Area	1	1	2
Short	1	1	2
Edge of Penalty Area	0	0	0

Corners	
Delivery Style	**Total**
Inswing	0
Outswing	0
Driven	0
Lofted	2

FIFA U17 WOMEN'S WORLD CUP MOROCCO 2026

INDIVIDUAL DATA IN POSSESSION



Canada v Brazil

In Possession - Distributions

Canada

#	Player	Passes Attempted	Passes Completed	Pass Completion %	Switches of Play	Crosses Attempted	Crosses Completed	Line Breaks Attempted	Line Breaks Completed	Line Break Completion %	Ball Progressions	Take Ons	Step Ins	Attempts at Goal	Goals
1	Kellyane DUMAS	37	30	81%	0	0	0	21	14	67%	0	0	0	0	0
3	Christ-Mayron BROU	39	30	77%	0	0	0	14	12	86%	9	6	3	0	0
5	Elizabeth PROULX	28	24	86%	0	0	0	15	12	80%	0	0	0	1	0
6	Chloe SCICCHITANO	53	43	81%	0	1	0	10	7	70%	1	1	0	1	1
7	Lacey KINDEL	26	17	65%	0	5	1	12	7	58%	5	4	1	3	0
8	Isabella LANZILLOTTA	45	33	73%	0	3	0	12	11	92%	1	1	0	1	0
9	Reed TINGLEY	29	19	66%	0	6	3	6	2	33%	5	3	2	5	1
10	Gabriela ISTOCKI	9	6	67%	0	0	0	4	4	100%	6	5	1	2	0
11	Melyna ALEXIS	13	8	62%	0	2	1	4	3	75%	5	5	0	2	0
12	Iris OPPONG	30	25	83%	0	0	0	15	12	80%	8	1	7	1	0
17	Brooklyn SCHWARTZBERG	26	16	62%	0	2	1	13	8	62%	3	3	0	0	0
2	Adri GIESE	15	11	73%	0	0	0	5	2	40%	3	1	2	0	0
15	Harjanat BOORA	17	14	82%	0	2	0	4	4	100%	3	1	2	2	0
16	Ailish HENNESSY	11	6	55%	0	3	0	2	1	50%	1	1	0	0	0
19	Brooklyn BOLDT	4	3	75%	0	1	0	1	0	0%	1	1	0	2	0
20	Adalyn FAIRWEATHER	8	4	50%	0	0	0	3	2	67%	2	1	1	0	0

In Possession - Offers & Receptions

Canada



			Offer movement types						
#	Player	Total Offers	In Front	In Between	Out to In	In to Out	In Behind	No Movement	Offers Received
1	Kellyane DUMAS	10	0	0	0	0	0	10	5
3	Christ-Mayron BROU	20	9	2	0	1	1	7	9
5	Elizabeth PROULX	2	0	0	0	0	0	2	0
6	Chloe SCICCHITANO	23	13	8	0	1	1	0	12
7	Lacey KINDEL	11	0	1	0	0	6	4	7
8	Isabella LANZILLOTTA	15	8	3	1	0	1	2	5
9	Reed TINGLEY	28	0	5	3	1	18	1	7
10	Gabriela ISTOCKI	24	0	7	1	2	13	1	4
11	Melyna ALEXIS	19	0	0	2	1	16	0	5
12	Iris OPPONG	18	9	0	0	0	0	9	9
17	Brooklyn SCHWARTZBERG	20	2	5	0	0	7	6	9
2	Adri GIESE	11	0	0	0	0	6	5	2
15	Harjanat BOORA	10	1	1	0	0	5	3	3
16	Ailish HENNESSY	19	3	6	0	3	4	3	9
19	Brooklyn BOLDT	14	0	5	0	1	8	0	4
20	Adalyn FAIRWEATHER	15	2	7	0	1	4	1	2

In Possession - Distributions

Brazil

#	Player	Passes Attempted	Passes Completed	Pass Completion %	Switches of Play	Crosses Attempted	Crosses Completed	Line Breaks Attempted	Line Breaks Completed	Line Break Completion %	Ball Progressions	Take Ons	Step Ins	Attempts at Goal	Goals
1	NATHY	35	25	71%	0	0	0	14	5	36%	0	0	0	0	0
2	ISA RECH	46	28	61%	0	1	1	29	14	48%	4	4	0	1	0
3	ELO	65	56	86%	0	0	0	31	25	81%	7	3	4	0	0
5	ANDREYNA	33	30	91%	0	0	0	9	8	89%	0	0	0	0	0
6	SARAH COELHO	21	15	71%	0	0	0	9	5	56%	2	1	1	0	0
8	CAROL MELO	37	31	84%	0	0	0	13	10	77%	6	5	1	0	0
9	NICOLLY MANUEL	13	9	69%	0	1	0	3	1	33%	1	1	0	3	1
10	HELENA	20	12	60%	0	3	0	4	2	50%	4	3	1	3	1
13	GREISE KELLY	14	9	64%	0	3	2	6	4	67%	4	4	0	4	2
15	MARCELA BONTORIM	18	10	56%	0	1	0	1	0	0%	6	6	0	6	1
17	PEPE	41	24	59%	0	1	0	13	7	54%	2	2	0	4	1
7	GIGI PIRES	15	11	73%	0	0	0	2	2	100%	0	0	0	3	0
11	SOFIA GAMONAL	6	6	100%	0	2	1	2	1	50%	1	1	0	0	0
18	LETICIA PINHO	3	3	100%	0	0	0	3	3	100%	2	2	0	1	0
19	KAILLANY RANIFAH	9	6	67%	0	0	0	2	1	50%	0	0	0	0	0
20	INDY	3	2	67%	1	1	1	1	1	100%	0	0	0	1	0

In Possession - Offers & Receptions

Brazil

			Offer movement types						
#	Player	Total Offers	In Front	In Between	Out to In	In to Out	In Behind	No Movement	Offers Received
1	NATHY	0	0	0	0	0	0	0	0
2	ISA RECH	11	1	1	1	0	0	8	7
3	ELO	14	7	0	0	0	0	7	3
5	ANDREYNA	1	0	0	0	0	0	1	1
6	SARAH COELHO	11	4	4	0	1	0	2	6
8	CAROL MELO	34	9	15	1	2	1	6	12
9	NICOLLY MANUEL	17	0	0	0	0	17	0	3
10	HELENA	36	1	22	1	0	10	2	10
13	GREISE KELLY	20	0	0	0	0	18	2	6
15	MARCELA BONTORIM	17	0	1	2	0	13	1	8
17	PEPE	88	14	49	2	9	3	11	23
7	GIGI PIRES	20	1	9	2	3	1	4	5
11	SOFIA GAMONAL	10	0	1	0	0	7	2	5
18	LETICIA PINHO	4	0	0	0	0	4	0	1
19	KAILLANY RANIFAH	0	0	0	0	0	0	0	0
20	INDY	9	0	0	0	0	8	1	2

FIFA U17 WOMEN'S WORLD CUP MOROCCO 2026

INDIVIDUAL DATA
OUT OF POSSESSION




Canada v Brazil

Out of Possession

Canada

#	Player	Tackles Made / Won	Blocks	Interceptions	Pressing Direct	Pressing Indirect	Duels Won - Aerial	Duels Won - Physical	Possession Contests won	Clearances	Loose Ball Receptions	Pushing On	Pushing On into Pressing	Possession Regains	Possession Interrupted
1	Kellyane DUMAS	0 / 0	0	0	0	0	0	0	0	1	0	0	0	10	0
3	Christ-Mayron BROU	9 / 2	3	3	6	12	0	0	2	5	8	23	9	6	5
5	Elizabeth PROULX	3 / 2	5	0	3	1	1	0	1	10	8	5	1	6	9
6	Chloe SCICCHITANO	4 / 1	5	1	3	22	1	0	1	6	15	12	5	6	9
7	Lacey KINDEL	2 / 1	1	1	4	4	0	0	0	2	6	4	3	3	1
8	Isabella LANZILLOTTA	3 / 1	8	3	6	6	0	0	2	7	13	9	2	12	7
9	Reed TINGLEY	4 / 1	2	2	3	16	2	0	2	1	11	8	2	5	2
10	Gabriela ISTOCKI	8 / 1	4	1	8	25	0	0	0	0	7	17	9	3	4
11	Melyna ALEXIS	4 / 1	0	0	7	24	0	0	0	0	3	21	17	1	1
12	Iris OPPONG	2 / 0	4	3	4	6	0	0	0	5	8	7	3	6	6
17	Brooklyn SCHWARTZBERG	5 / 1	1	1	6	15	0	0	1	1	8	6	4	3	3
2	Adri GIESE	2 / 1	1	1	3	2	0	0	0	1	7	6	2	4	0
15	Harjanat BOORA	2 / 0	0	1	2	2	0	0	0	0	6	1	0	1	0
16	Ailish HENNESSY	1 / 1	0	0	1	6	0	0	0	0	2	2	2	1	0
19	Brooklyn BOLDT	0 / 0	0	0	1	1	0	0	0	0	2	1	1	0	0
20	Adalyn FAIRWEATHER	3 / 2	1	0	4	11	0	0	0	0	1	7	5	2	1

Out of Possession

Brazil



#	Player	Tackles Made / Won	Blocks	Interceptions	Pressing Direct	Pressing Indirect	Duels Won - Aerial	Duels Won - Physical	Possession Contests won	Clearances	Loose Ball Receptions	Pushing On	Pushing On into Pressing	Possession Regains	Possession Interrupted
1	NATHY	0 / 0	0	0	0	0	0	0	0	1	4	0	0	6	0
2	ISA RECH	3 / 0	2	2	1	9	0	0	0	9	10	23	2	6	7
3	ELO	10 / 5	9	5	4	19	1	0	1	5	14	23	7	15	11
5	ANDREYNA	10 / 3	3	1	15	6	0	0	1	4	7	19	13	7	8
6	SARAH COELHO	1 / 0	3	0	1	5	1	0	1	1	6	13	3	2	3
8	CAROL MELO	5 / 0	4	3	14	31	2	0	4	4	15	26	12	3	7
9	NICOLLY MANUEL	1 / 0	1	1	2	21	1	0	3	1	5	27	11	4	1
10	HELENA	2 / 0	1	1	4	13	0	0	1	0	7	39	0	1	0
13	GREISE KELLY	2 / 0	6	0	6	16	0	0	0	2	6	15	12	5	2
15	MARCELA BONTORIM	6 / 1	3	0	6	11	2	0	2	2	6	12	3	3	3
17	PEPE	7 / 0	2	2	5	23	2	0	2	4	14	30	6	5	7
7	GIGI PIRES	2 / 0	1	0	3	8	0	0	0	2	7	12	6	1	1
11	SOFIA GAMONAL	1 / 0	2	0	3	7	0	1	1	1	1	6	5	1	2
18	LETICIA PINHO	1 / 0	1	0	1	6	0	0	0	0	3	7	1	1	0
19	KAILLANY RANIFAH	2 / 1	1	0	1	4	0	0	0	2	3	4	2	3	1
20	INDY	0 / 0	0	0	0	6	0	0	0	0	2	5	4	0	0

FIFA U17 WOMEN'S WORLD CUP MOROCCO 2026

INDIVIDUAL DATA PHYSICAL



Canada v Brazil

Physical Data

Canada

#	Player	Total Distance (m)	Zone 1: 0-7 km/h (m)	Zone 2: 7-13 km/h (m)	Zone 3: 13-19 km/h (m)	Zone 4: 19-23 km/h (m)	Zone 5: 23+ km/h (m)	High Speed Runs (Zone 3)	Sprints (Zone 4 & 5)	Top Speed (km/h)
1	Kellyane DUMAS	4728.4	3735.5	881.4	111.5	0	0	13.0	0	18.6
3	Christ-Mayron BROU	9624.5	3823.6	3776.0	1729.2	255.4	40.4	146.0	21.0	26.7
5	Elizabeth PROULX	9696.6	3537.6	4167.3	1647.6	306.5	37.7	151.0	21.0	26.3
6	Chloe SCICCHITANO	11256.2	3650.5	4404.9	2527.4	573.7	99.8	228.0	50.0	26.5
7	Lacey KINDEL	6590.3	2460.4	2348.8	1320.7	357.9	102.5	108.0	26.0	25.7
8	Isabella LANZILLOTTA	10984.8	3341.6	4655.3	2594.1	365.7	28.1	209.0	28.0	26.6
9	Reed TINGLEY	7996.9	2829.2	3174.0	1429.8	376.6	187.3	139.0	33.0	27.1
10	Gabriela ISTOCKI	8371.8	2923.4	3143.4	1890.2	360.0	54.8	156.0	29.0	26.8
11	Melyna ALEXIS	6774.1	2638.2	2525.6	1169.7	356.9	83.7	116.0	29.0	26.6
12	Iris OPPONG	9274.2	3990.8	3320.5	1447.1	326.8	188.9	148.0	30.0	28.4
17	Brooklyn SCHWARTZBERG	8570.1	3147.3	3024.9	1939.8	391.9	66.2	174.0	30.0	26.5
2	Adri GIESE	4655.5	1394.8	1759.4	1129.1	322.0	50.0	87.0	23.0	26.6
15	Harjanat BOORA	4328.6	1311.1	1304.6	1162.8	417.1	133.0	101.0	28.0	26.9
16	Ailish HENNESSY	3008.4	821.8	1205.9	748.2	167.6	64.8	67.0	14.0	26.8
19	Brooklyn BOLDT	2639.4	897.3	1120.0	421.5	111.0	89.6	39.0	10.0	27.9
20	Adalyn FAIRWEATHER	2828.3	835.6	1234.0	631.5	118.6	8.6	53.0	8.0	23.8

Physical Data

Brazil

#	Player	Total Distance (m)	Zone 1: 0-7 km/h (m)	Zone 2: 7-13 km/h (m)	Zone 3: 13-19 km/h (m)	Zone 4: 19-23 km/h (m)	Zone 5: 23+ km/h (m)	High Speed Runs (Zone 3)	Sprints (Zone 4 & 5)	Top Speed (km/h)
1	NATHY	4828.3	3830.4	868.0	121.2	6.0	2.7	13.0	1.0	23.9
2	ISA RECH	11181.1	3896.6	4175.0	2452.9	532.3	124.3	214.0	42.0	28.1
3	ELO	10538.1	3803.0	3812.9	2190.3	508.1	223.8	215.0	42.0	26.9
5	ANDREYNA	7044.8	2651.0	2610.3	1424.6	210.7	148.1	127.0	17.0	26.8
6	SARAH COELHO	5207.0	2084.7	2057.7	922.0	142.6	0	81.0	13.0	22.1
8	CAROL MELO	10332.4	3924.6	3920.7	2021.2	384.2	81.7	175.0	32.0	26.8
9	NICOLLY MANUEL	10293.9	4029.5	3801.5	1938.4	394.2	130.4	169.0	34.0	26.9
10	HELENA	9383.1	3314.5	3921.6	1918.7	228.2	0	155.0	16.0	22.4
13	GREISE KELLY	9623.2	3697.4	3316.5	1918.8	538.7	151.8	169.0	38.0	26.5
15	MARCELA BONTORIM	8171.3	2859.9	3209.7	1749.3	320.7	31.7	145.0	21.0	24.3
17	PEPE	11462.6	3619.5	4812.6	2694.9	280.7	54.8	202.0	24.0	26.7
7	GIGI PIRES	5587.6	2196.4	2008.0	1187.8	185.0	10.4	106.0	17.0	24.6
11	SOFIA GAMONAL	2822.7	1025.2	958.5	530.7	217.8	90.5	51.0	18.0	27.5
18	LETICIA PINHO	1289.6	403.1	446.8	332.4	80.9	26.5	33.0	7.0	25.8
19	KAILLANY RANIFAH	2646.8	972.2	1080.9	460.1	112.2	21.5	40.0	7.0	25.0
20	INDY	1301.6	391.6	528.9	297.7	44.7	38.8	29.0	4.0	26.6

FIFA U17 WOMEN'S WORLD CUP MOROCCO 2026