



FIFA
U-17 WOMEN'S
WORLD CUP
DOMINICAN REPUBLIC 2024
POST MATCH SUMMARY REPORT

Spain 3 - 0 England

Semi-final - Match 30

31 October 2024

19:00 Kick Off

Felix Sanchez Stadium



Match Summary - Teams

 **Spain**

STARTING

-  1 GK LOPEZ Laia
-  2 DF GONZALEZ Martina
-  4 DF DE LA CUERDA Claudia

↓ 82'
-  8 MF GOMEZ Ainoa
-  9 FW SEGURA Celia

↓ 71'
-  10 FW COMENDADOR Pau

 58' ↓ 82'
-  11 MF DORADO Irune
-  12 DF AGIRREZABALA Aiara
-  15 DF CARMONA Nerea
-  16 MF SERRAJORDI Clara

↓ 82'
-  19 FW CERRATO Alba

 45+2' ↓ 90+5'

SUBSTITUTES

-  13 GK VEGA Ziara
-  21 GK MARTIN Amor Leigh
-  3 DF VAZQUEZ Elena

↑ 90+5'
-  5 DF GARCIA Amaya
-  6 MF CUBO Lorena

↑ 82'
-  7 FW ORTEGA Noa

↑ 71'
-  14 MF GOMEZ Celia
-  17 MF MORENO Emma

↑ 82'
-  18 FW SANTIAGO Iris Ashley

↑ 82'
-  20 MF ESCOT Natalia


3





→






0


England 


STARTING

- McSHEFFREY Hope GK 1 
- ↓ 90+4'




 LAS Nelly DF 2 
- MALTBY Rachel DF 3 
- HARBERT Laila MF 4 
-  90+9'






 SHAW Zara DF 5 
- WELLESLEY-SMITH Cecily DF 6 
- PARKINSON Erica MF 7 
- JUNAID Omotara MF 8 
- JOHNSON Olivia FW 9 
- ↓ 90+7'


 JONES Vera FW 10 
- ↓ 84'


 OBOAVWODUO Jane FW 20 

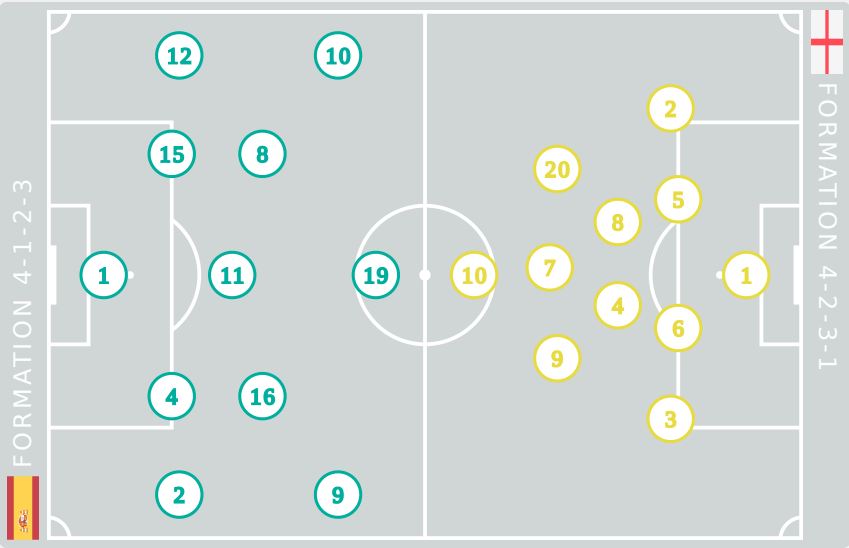
SUBSTITUTES

- DOWSETT Rebekah GK 13 
- SPENCER Eva GK 21 
- BROWN Lola FW 11 
- ↑ 84'

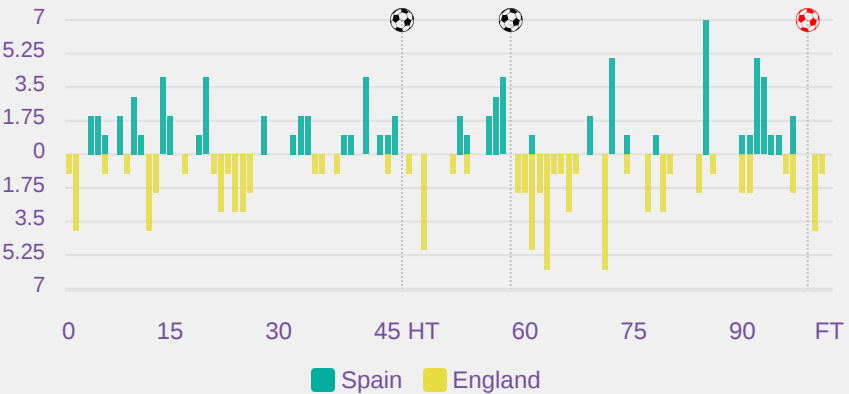
 HARWOOD Sophie DF 12 
- CASSAP Emily MF 14 
- PEACOCK Niamh DF 15 
- SHERWOOD Simone DF 16 
- THOMPSON Lauryn FW 17 
- ↑ 90+7'

 FISHER Izzy FW 18 
- ↑ 90+4'

 GRAY Eva DF 19 



Distribution in the Final Third



Match Summary - Key Statistics

 **Spain**



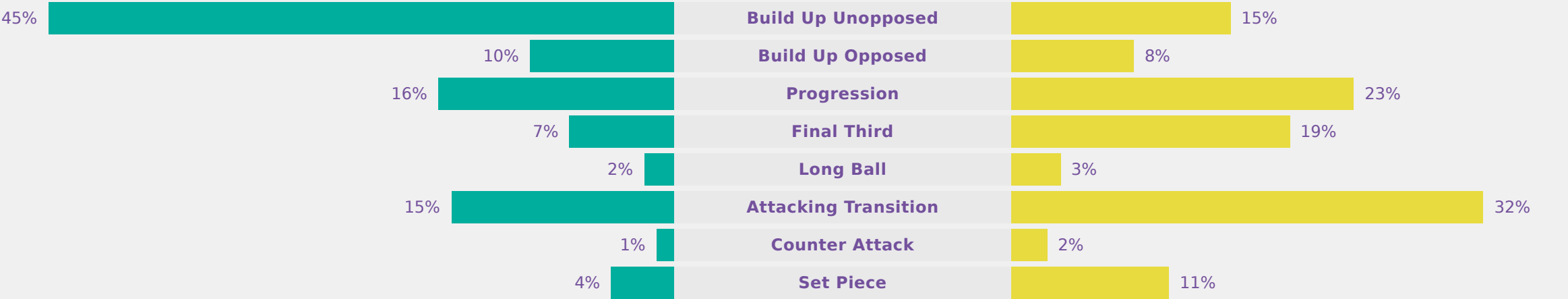
England 

Possession			
Total	<div><div>55.9%</div><div>10.3%</div><div>33.7%</div></div>	Total	
3	Goals	0	
17 (7)	Attempts at Goal (On Target)	10 (3)	
481 (408)	Total Passes (Complete)	269 (190)	
85 %	Pass Completion %	71 %	
75	Completed Line Breaks	54	
9	Defensive Line Breaks	14	
70	Receptions in the Final Third	74	
15	Crosses	18	
11	Ball Progressions	5	
162 (58)	Defensive Pressures Applied (Direct Pressures)	177 (51)	
46	Forced Turnovers	54	
87	Second Balls	84	
105.8 km	Total Distance Covered	105.8 km	
4.7 km	Zone 4 - Low Speed Sprinting: 19-23km/h	4.4 km	

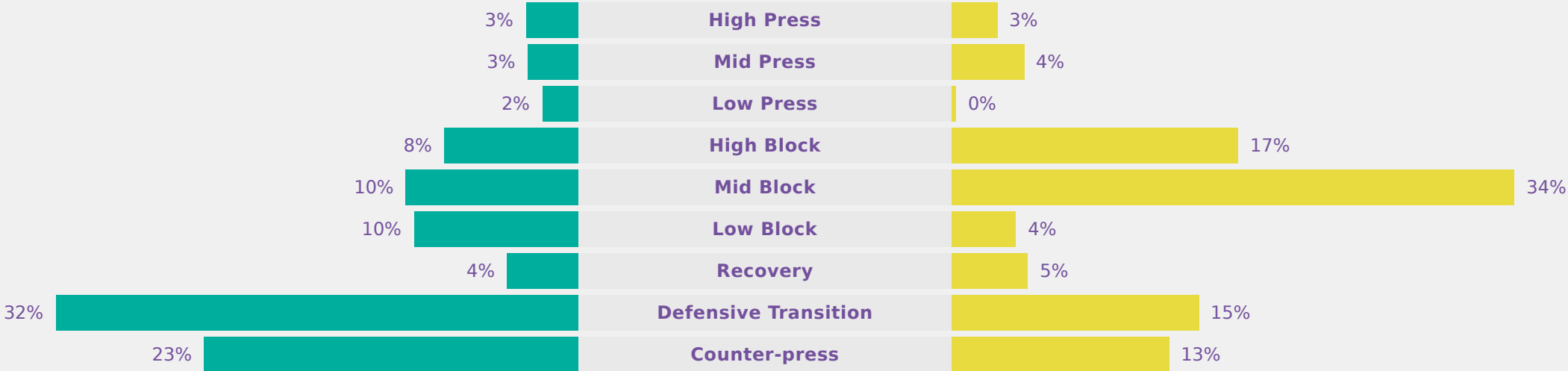


Phases of Play

IN POSSESSION



OUT OF POSSESSION





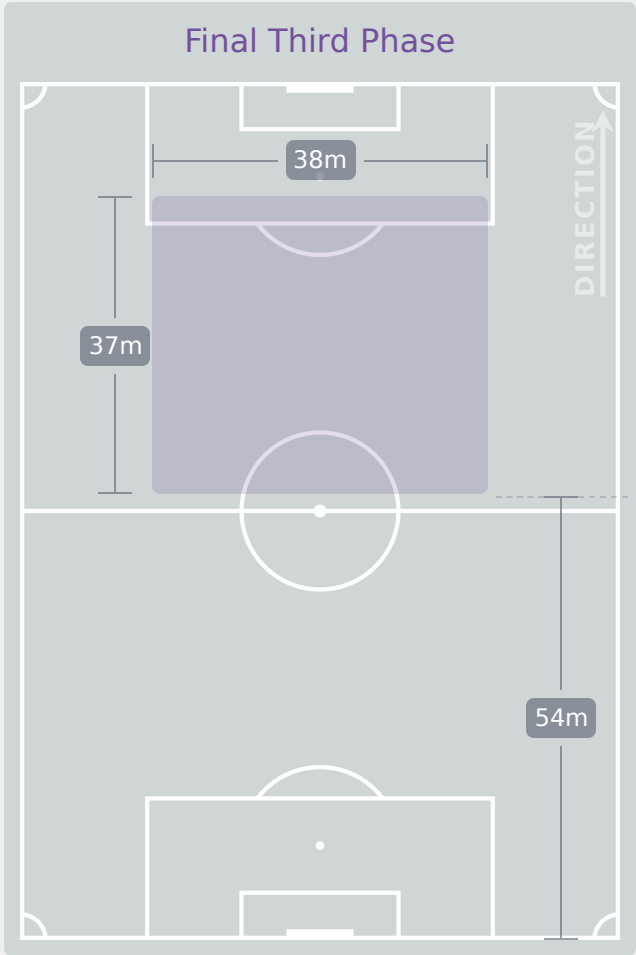
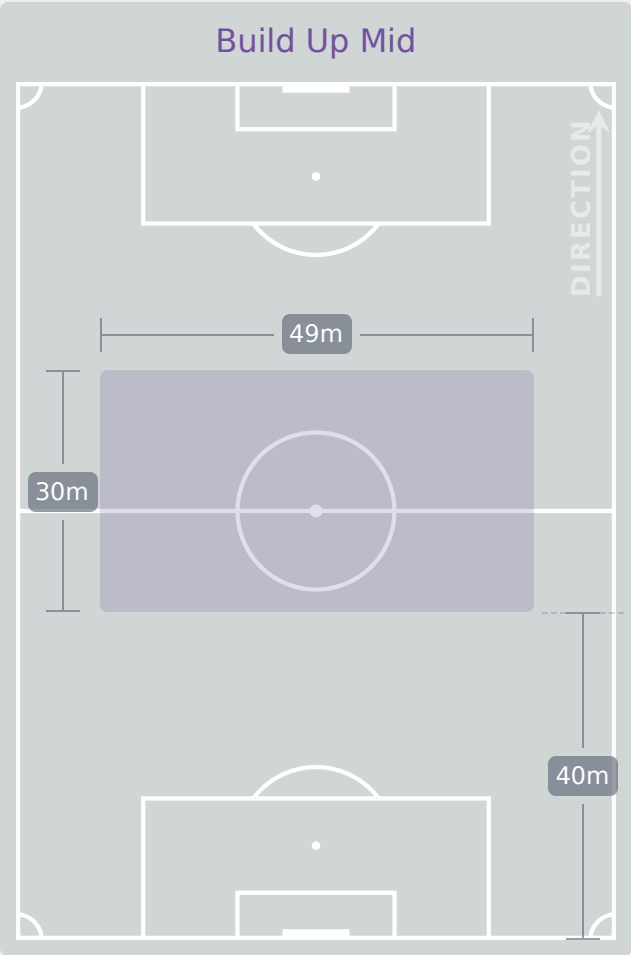
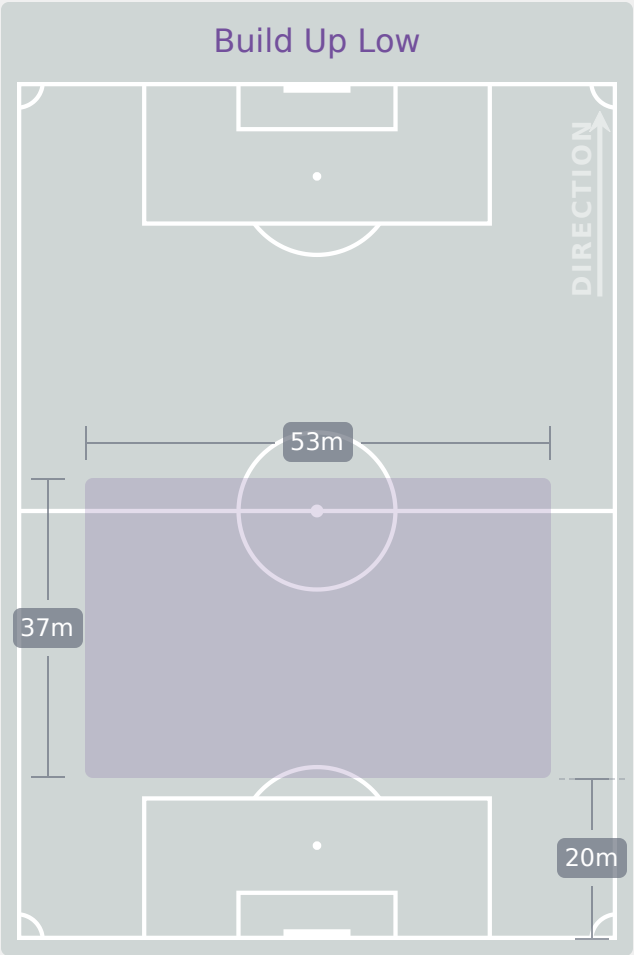
FIFA
U-17 WOMEN'S
WORLD CUP
DOMINICAN REPUBLIC 2024



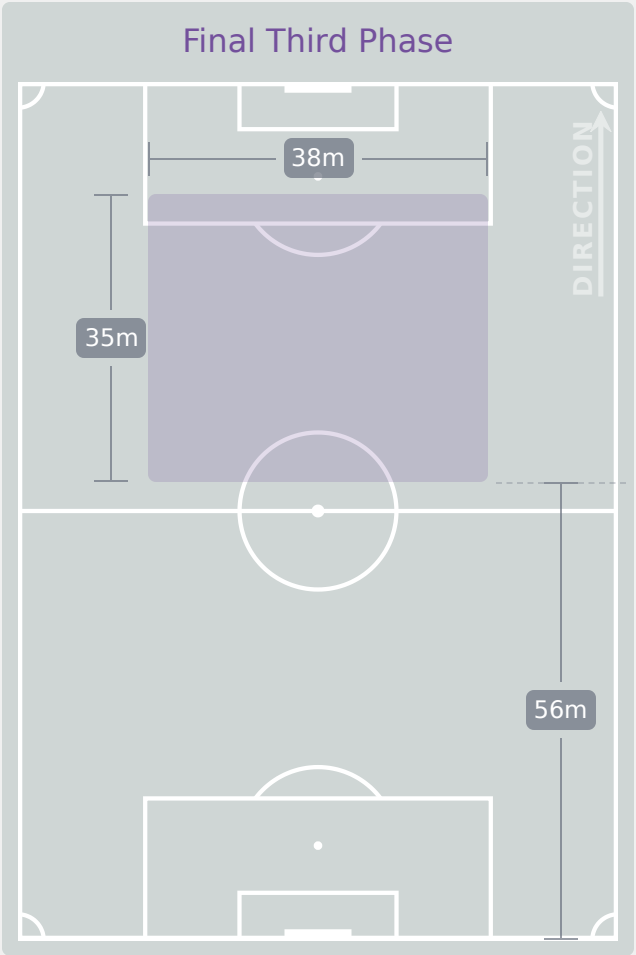
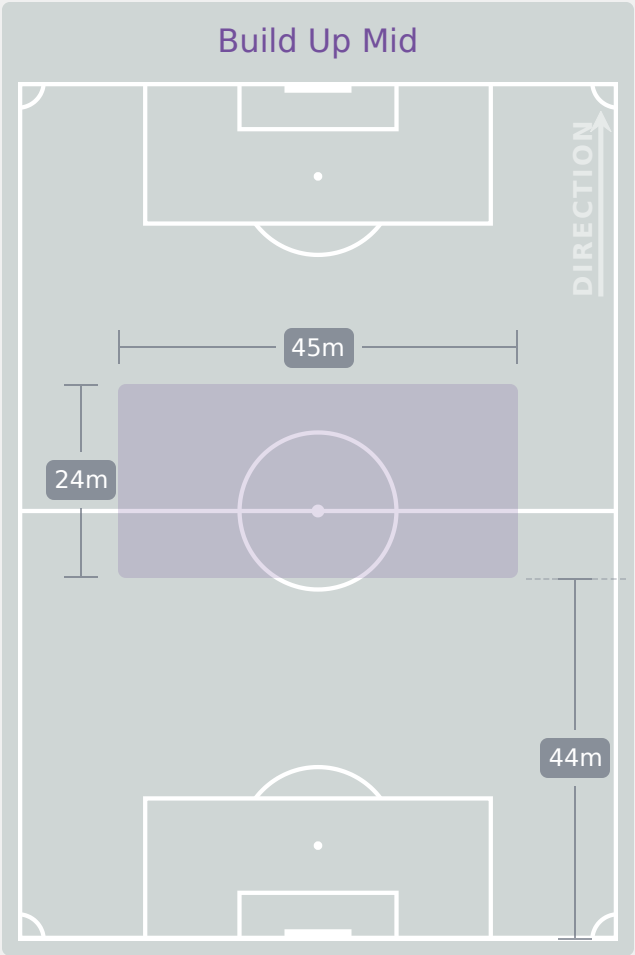
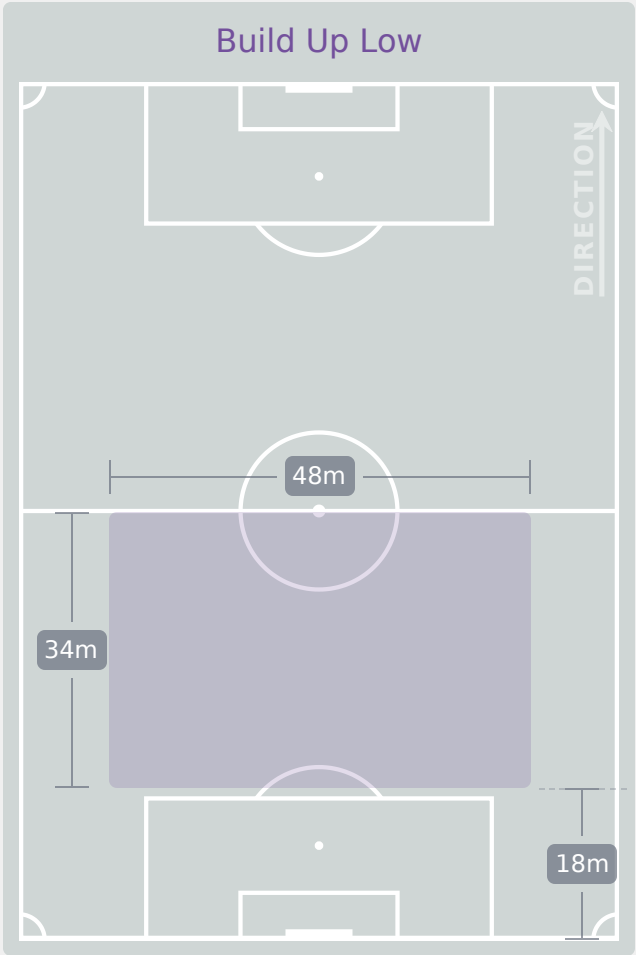
IN POSSESSION

Spain 3 - 0 England

In Possession Line Height & Team Length



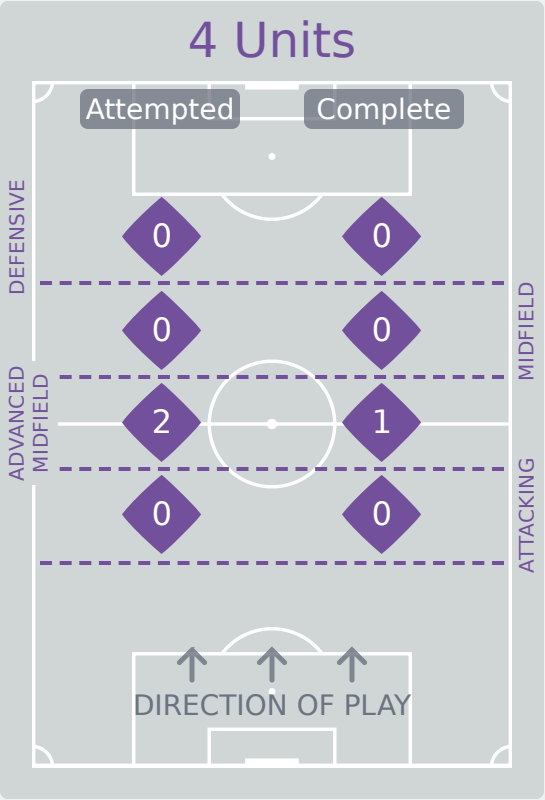
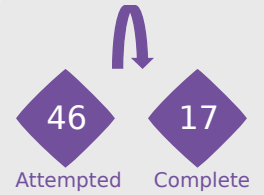
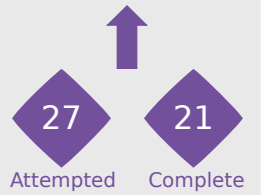
In Possession Line Height & Team Length



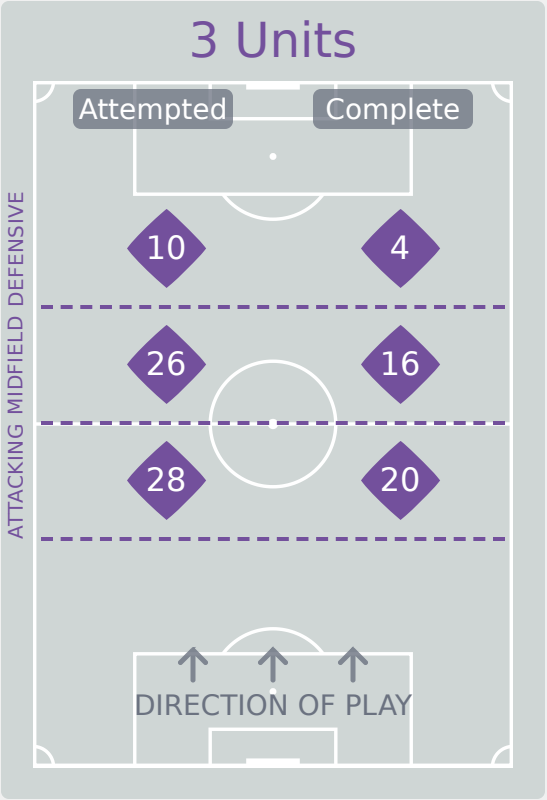
Line Breaks



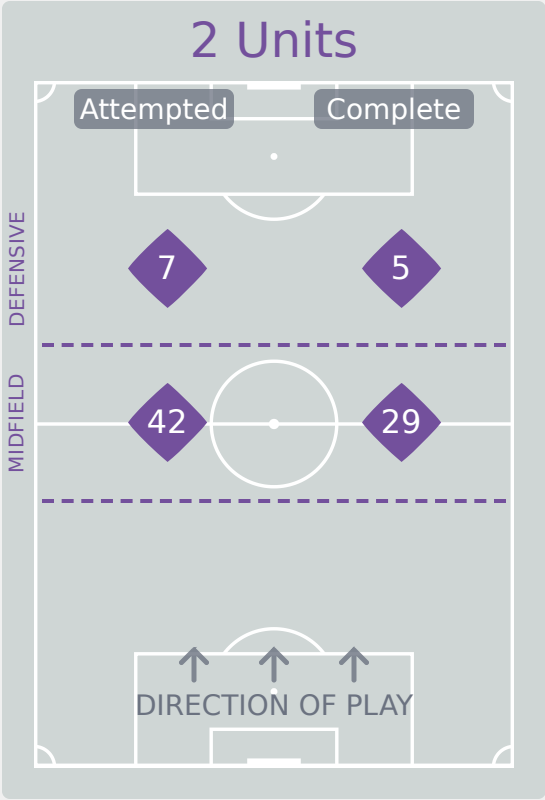
Attempted Line Breaks
115



Attempted Line Breaks 2
Inside Shape 1
Outside Shape 1



Attempted Line Breaks 64
Inside Shape 40
Outside Shape 24



Attempted Line Breaks 49
Inside Shape 26
Outside Shape 23

Line Breaks



Attempted Line Breaks

92

29
Attempted

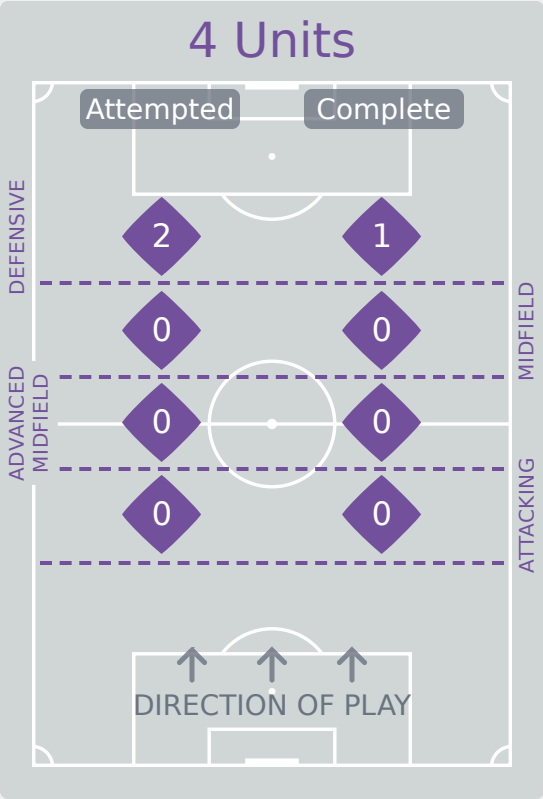
20
Complete

29
Attempted

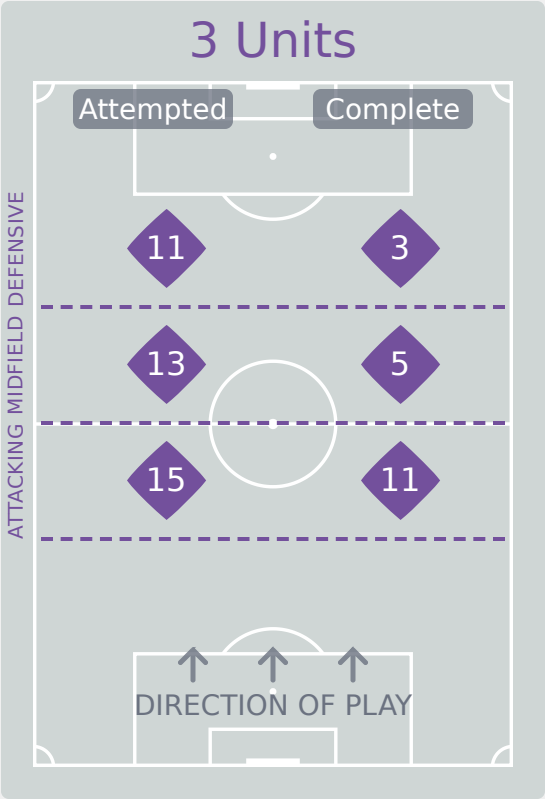
24
Complete

34
Attempted

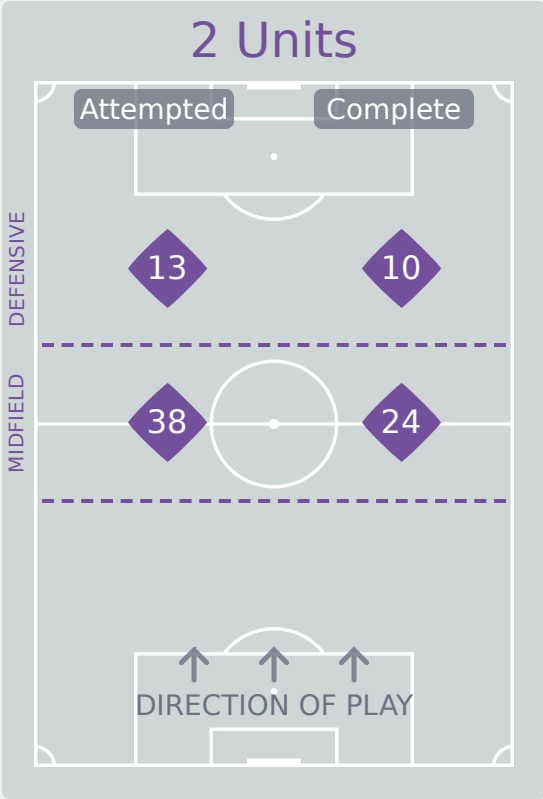
10
Complete



Attempted Line Breaks	2
Inside Shape	0
Outside Shape	2



Attempted Line Breaks	39
Inside Shape	32
Outside Shape	7



Attempted Line Breaks	51
Inside Shape	31
Outside Shape	20

[illegible]

Line Breaks



					4 Units				3 Units			2 Units		Direction			Distribution Type		
#	Player	Line Breaks Attempted	Line Breaks Completed	Line Break Completion %	Attacking Line	Attacking Midfield Line	Midfield Line	Defensive Line	Attacking Line	Midfield Line	Defensive Line	Midfield Line	Defensive Line	Through	Around	Over	Pass	Cross	Ball Progression
1	McSHEFFREY Hope	9	2	22%	0	0	0	1	2	3	0	3	0	0	0	9	9	0	0
2	LAS Nelly	9	4	44%	0	0	0	0	1	0	2	3	3	2	4	3	9	0	0
3	MALTBY Rachel	18	13	72%	0	0	0	1	2	3	1	9	2	3	7	8	17	0	1
4	HARBERT Laila	14	7	50%	0	0	0	0	2	2	2	7	1	3	5	6	12	2	0
5	SHAW Zara	9	5	56%	0	0	0	0	3	1	1	4	0	2	3	4	9	0	0
6	WELLESLEY-SMITH Cecily	12	8	67%	0	0	0	0	2	1	2	5	2	7	3	2	12	0	0
7	PARKINSON Erica	7	4	57%	0	0	0	0	1	1	2	2	1	5	2	0	6	0	1
8	JUNAID Omotara	6	6	100%	0	0	0	0	1	0	0	4	1	2	4	0	6	0	0
9	JOHNSON Olivia	4	3	75%	0	0	0	0	0	1	1	0	2	2	1	1	3	0	1
10	JONES Vera	1	0	0%	0	0	0	0	0	0	0	0	1	1	0	0	1	0	0
20	OBOAVWODUO Jane	0	0	0%	0	0	0	0	0	0	0	0	0	0	0	0	0	0	0
12	HARWOOD Sophie	2	1	50%	0	0	0	0	1	1	0	0	0	1	0	1	2	0	0
18	FISHER Izzy	0	0	0%	0	0	0	0	0	0	0	0	0	0	0	0	0	0	0
19	GRAY Eva	1	1	100%	0	0	0	0	0	0	0	1	0	1	0	0	1	0	0

Passing Networks



#	Passes From ↓ to →	LOPEZ Laia	GONZALEZ Martina	DE LA CUERDA Claudia	GOMEZ Ainoa	SEGURA Celia	COMENDADOR Pau	DORADO Irune	AGIRREZABALA Aiara	CARMONA Nerea	SERRAJORDI Clara	CERRATO Alba	VAZQUEZ Elena	CUBO Lorena	ORTEGA Noa	MORENO Emma	SANTIAGO Iris Ashley
1	LOPEZ Laia		3	21	0	0	1	5	0	23	1	0	1	0	1	0	0
2	GONZALEZ Martina	2		0	0	7	0	2	1	6	4	1	0	0	3	0	1
4	DE LA CUERDA Claudia	15	0		5	1	4	2	26	30	0	0	0	0	0	0	0
8	GOMEZ Ainoa	0	0	4		0	3	4	1	1	4	4	0	1	0	0	0
9	SEGURA Celia	0	7	0	1		0	2	0	1	0	1	0	0	0	0	0
10	COMENDADOR Pau	1	0	0	2	1		1	1	1	3	3	0	0	0	0	0
11	DORADO Irune	3	4	5	0	1	2		5	3	2	0	0	1	0	0	0
12	AGIRREZABALA Aiara	2	0	17	2	1	6	2		0	0	1	0	0	0	0	1
15	CARMONA Nerea	21	18	28	0	2	0	1	0		4	0	0	0	0	0	1
16	SERRAJORDI Clara	1	8	2	4	3	1	2	0	2		0	0	0	0	0	0
19	CERRATO Alba	0	0	1	1	0	2	0	1	0	1		0	1	0	1	0
3	VAZQUEZ Elena	0	0	0	0	0	0	0	0	0	0	0		0	0	0	0
6	CUBO Lorena	0	1	0	0	0	0	0	1	0	0	0	0		0	2	1
7	ORTEGA Noa	0	1	0	0	0	0	0	0	0	0	0	0	0		0	2
17	MORENO Emma	0	1	0	1	0	0	0	0	1	0	0	0	1	1		0
18	SANTIAGO Iris Ashley	0	1	0	0	0	0	0	0	0	0	0	0	0	1	1	

Top 5 Player to Player Passers		
Player	Passed To	% of Total Team Passes
DE LA CUERDA Claudia	CARMONA Nerea	7.6%
CARMONA Nerea	DE LA CUERDA Claudia	7.1%
DE LA CUERDA Claudia	AGIRREZABALA Aiara	6.6%
LOPEZ Laia	CARMONA Nerea	5.9%

LOPEZ Laia	DE LA CUERDA Claudia	5.3%
------------	----------------------	------

Passing Networks

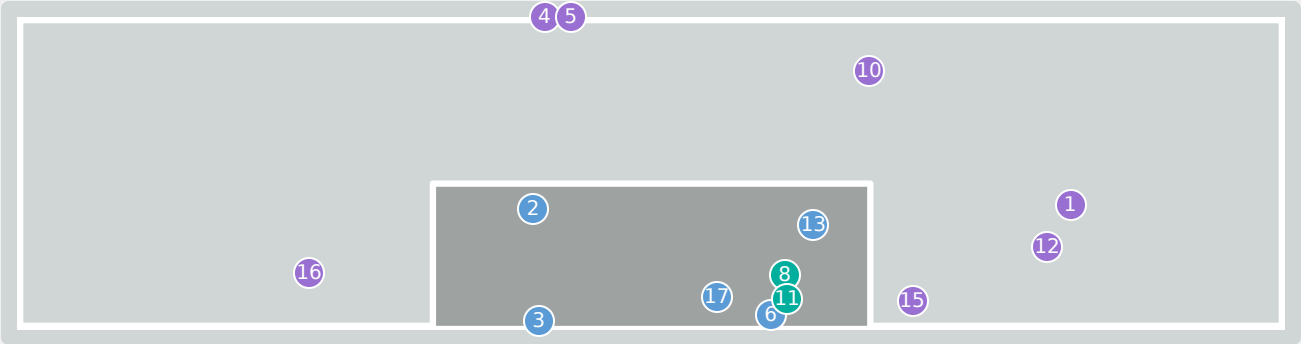
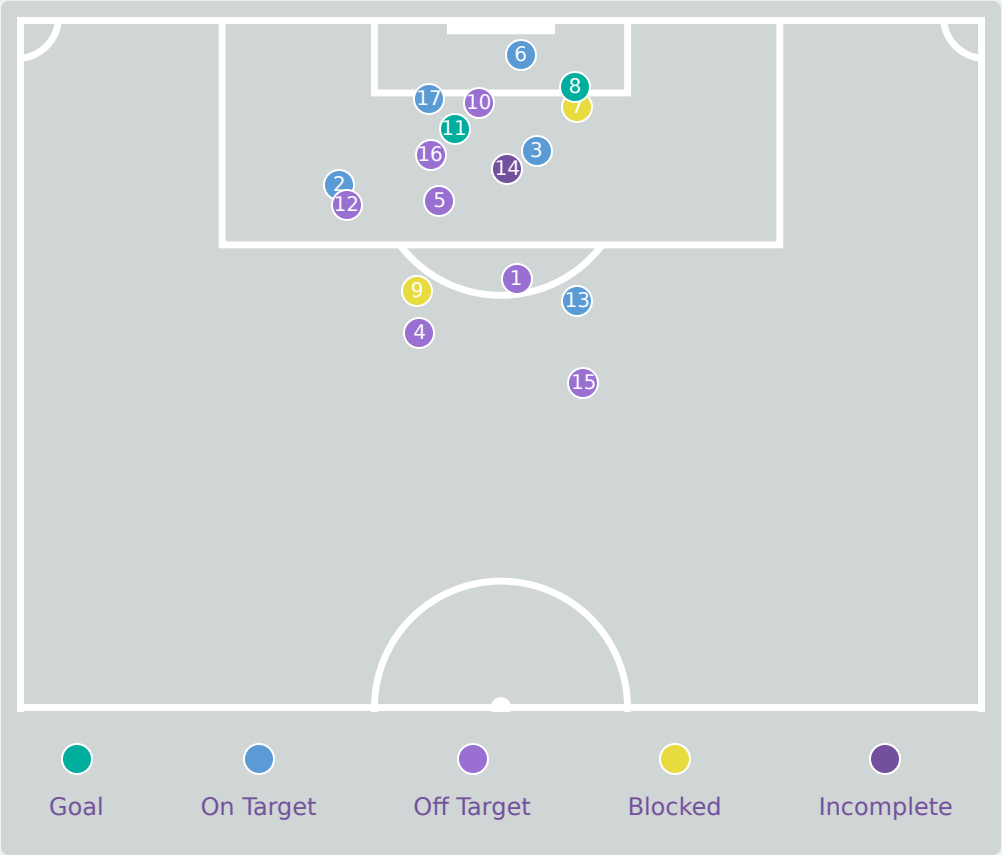


#	Passes From ↓ to →	McSHEFFREY Hope	LAS Nelly	MALTBY Rachel	HARBERT Laila	SHAW Zara	WELLESLEY-SMITH Cecily	PARKINSON Erica	JUNAID Omotara	JOHNSON Olivia	JONES Vera	OBOAVWODUO Jane	HARWOOD Sophie	FISHER Izzy	GRAY Eva
1	McSHEFFREY Hope		0	2	2	8	6	0	3	0	1	0	1	0	0
2	LAS Nelly	0		0	1	2	0	0	2	0	2	0	0	0	0
3	MALTBY Rachel	0	0		1	0	3	2	2	6	2	0	0	0	0
4	HARBERT Laila	1	2	5		8	0	2	4	1	0	4	1	0	1
5	SHAW Zara	6	5	1	4		2	1	4	0	1	0	0	0	0
6	WELLESLEY-SMITH Cecily	5	0	5	0	1		1	1	3	0	0	0	0	0
7	PARKINSON Erica	0	1	1	3	1	0		0	2	1	3	0	0	0
8	JUNAID Omotara	0	1	5	1	4	0	1		5	1	2	0	0	0
9	JOHNSON Olivia	0	0	6	2	0	1	1	0		1	0	0	0	0
10	JONES Vera	2	1	1	0	0	0	0	0	0		0	1	0	0
20	OBOAVWODUO Jane	0	2	0	2	0	0	0	2	2	1		0	0	0
12	HARWOOD Sophie	0	0	0	2	0	0	0	0	0	0	0		0	0
18	FISHER Izzy	0	0	0	0	0	0	0	0	0	0	0	0		0
19	GRAY Eva	0	0	0	1	0	0	0	0	0	0	0	0	0	

Top 5 Player to Player Passers		
Player	Passed To	% of Total Team Passes
McSHEFFREY Hope	SHAW Zara	4.6%
HARBERT Laila	SHAW Zara	4.6%
McSHEFFREY Hope	WELLESLEY-SMITH Cecily	3.4%
MALTBY Rachel	JOHNSON Olivia	3.4%

SHAW Zara	McSHEFFREY Hope	3.4%
-----------	-----------------	------

Attempts at Goal



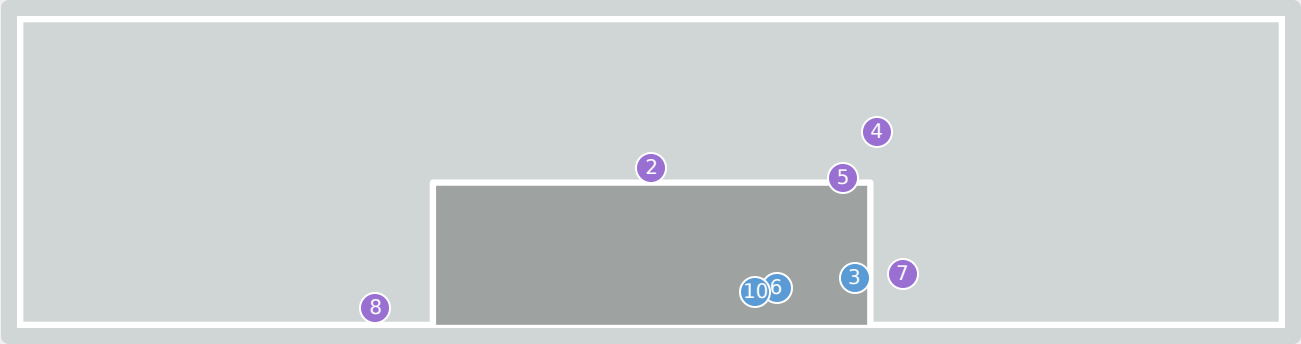
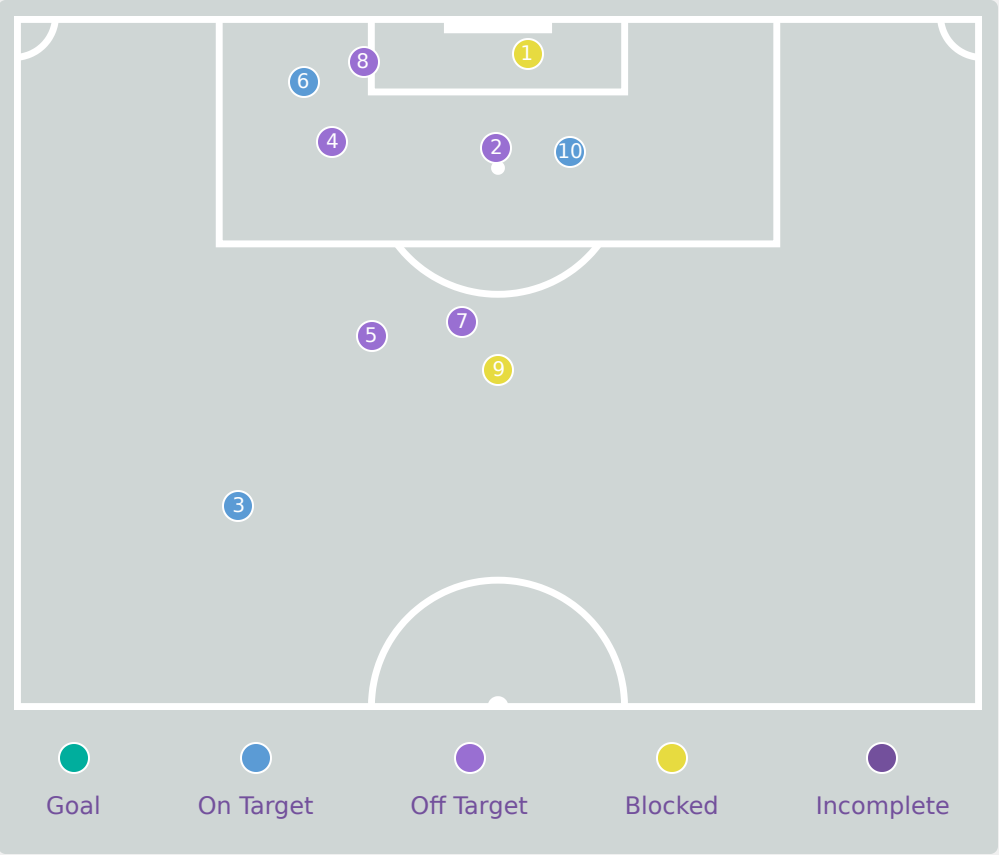
Key	Outcome	Shots
●	Goals	2
●	On Target	5
●	Off Target	7
●	Blocked	2
●	Incomplete	1

Attempts at Goal



Time	Player	Outcome	Body Part	Delivery Type
0	8 GOMEZ Ainoa	Off Target	Right Foot	Loose Ball
20	10 COMENDADOR Pau	Deflected On Target - Saved	Right Foot	Loose Ball
28	19 CERRATO Alba	On Target - Saved	Right Foot	Pass
28	11 DORADO Irune	Off Target	Left Foot	Loose Ball
34	19 CERRATO Alba	Deflected Off Target - Defensive Event	Right Foot	Pass
42	19 CERRATO Alba	On Target - Saved	Right Foot	Cross
42	8 GOMEZ Ainoa	Incomplete - Blocked	Right Foot	Other
46	19 CERRATO Alba	On Target - Goal	Right Foot	Cross
51	10 COMENDADOR Pau	Incomplete - Blocked	Right Foot	Loose Ball
56	8 GOMEZ Ainoa	Off Target	Head	Freekick
57	10 COMENDADOR Pau	On Target - Goal	Left Foot	Pass
59	19 CERRATO Alba	Off Target	Right Foot	Loose Ball
69	16 SERRAJORDI Clara	On Target - Saved	Right Foot	Loose Ball
74	8 GOMEZ Ainoa	Incomplete - Player On Ball Error	Right Foot	Corner
91	18 SANTIAGO Iris Ashley	Deflected Off Target - Saved	Right Foot	Pass
95	18 SANTIAGO Iris Ashley	Off Target	Head	Freekick
98	18 SANTIAGO Iris Ashley	On Target - Saved	Right Foot	Pass

Attempts at Goal



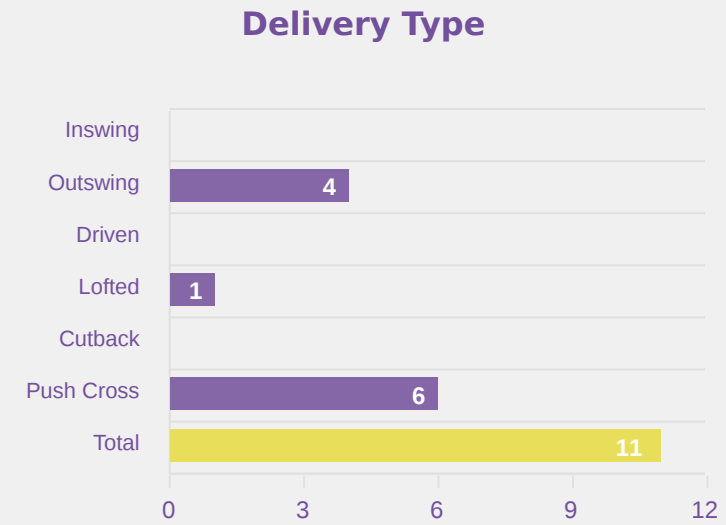
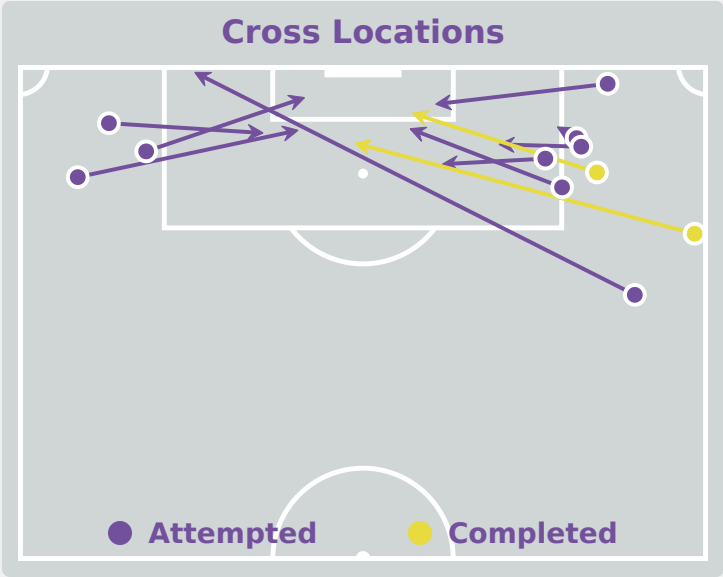
Key	Outcome	Shots
●	Goals	0
●	On Target	3
●	Off Target	5
●	Blocked	2
●	Incomplete	0

Attempts at Goal



Time	Player	Outcome	Body Part	Delivery Type
2	7 PARKINSON Erica	Incomplete - Blocked	Right Foot	Cross
2	10 JONES Vera	Off Target	Head	Loose Ball
4	9 JOHNSON Olivia	On Target - Saved	Left Foot	Loose Ball
17	7 PARKINSON Erica	Off Target	Right Foot	Pass
26	9 JOHNSON Olivia	Off Target	Right Foot	Tackle
62	9 JOHNSON Olivia	On Target - Saved	Right Foot	Loose Ball
64	7 PARKINSON Erica	Off Target	Left Foot	Pass
67	5 SHAW Zara	Off Target	Left Foot	Freekick
77	2 LAS Nelly	Incomplete - Blocked	Right Foot	Loose Ball
91	5 SHAW Zara	On Target - Saved	Right Foot	Pass

Crosses (Open Play)



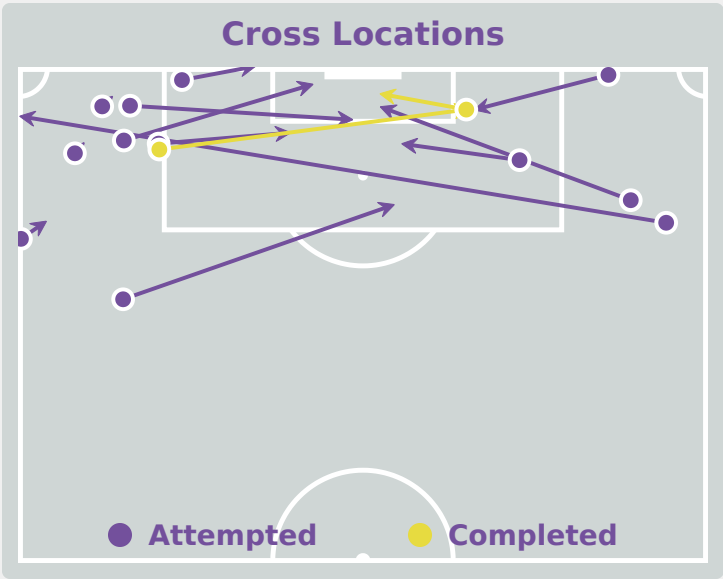
Attempted
11

Completed
2

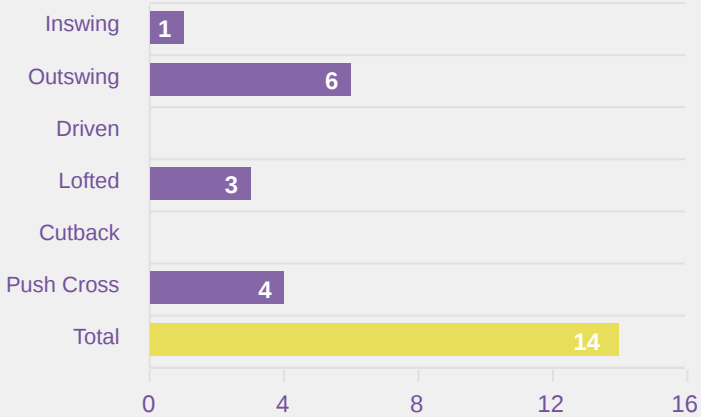
Most Crosses Attempted
4
GONZALEZ Martina
RIGHT BACK

#	Player	Inswing	Outswing	Driven	Lofted	Cutback	Push Cross	Total Attempted
1	LOPEZ Laia	0	0	0	0	0	0	0
2	GONZALEZ Martina	0	2	0	1	0	1	4
4	DE LA CUERDA Claudia	0	0	0	0	0	0	0
8	GOMEZ Ainoa	0	0	0	0	0	0	0
9	SEGURA Celia	0	1	0	0	0	1	2
10	COMENDADOR Pau	0	0	0	0	0	1	1
11	DORADO Irune	0	0	0	0	0	0	0
12	AGIRREZABALA Aiara	0	1	0	0	0	0	1
15	CARMONA Nerea	0	0	0	0	0	0	0
16	SERRAJORDI Clara	0	0	0	0	0	0	0
19	CERRATO Alba	0	0	0	0	0	1	1
3	VAZQUEZ Elena	0	0	0	0	0	0	0
6	CUBO Lorena	0	0	0	0	0	0	0
7	ORTEGA Noa	0	0	0	0	0	2	2
17	MORENO Emma	0	0	0	0	0	0	0
18	SANTIAGO Iris Ashley	0	0	0	0	0	0	0

Crosses (Open Play)



Delivery Type



Attempted

14

Completed

2

Most Crosses Attempted

4

MALTBY Rachel
LEFT BACK

#	Player	Inswing	Outswing	Driven	Lofted	Cutback	Push Cross	Total Attempted
1	McSHEFFREY Hope	0	0	0	0	0	0	0
2	LAS Nelly	0	0	0	1	0	0	1
3	MALTBY Rachel	0	2	0	0	0	2	4
4	HARBERT Laila	0	2	0	0	0	0	2
5	SHAW Zara	0	0	0	0	0	0	0
6	WELLESLEY-SMITH Cecily	0	0	0	0	0	0	0
7	PARKINSON Erica	0	1	0	0	0	0	1
8	JUNAID Omotara	0	0	0	0	0	0	0
9	JOHNSON Olivia	1	1	0	0	0	2	4
10	JONES Vera	0	0	0	1	0	0	1
20	OBOAVWODUO Jane	0	0	0	1	0	0	1
12	HARWOOD Sophie	0	0	0	0	0	0	0
18	FISHER Izzy	0	0	0	0	0	0	0
19	GRAY Eva	0	0	0	0	0	0	0

Offering to Receive



265

Total Offers Made

85

Total Offers Received

Most Offers

47

SEGURA Celia

RIGHT WINGER

116

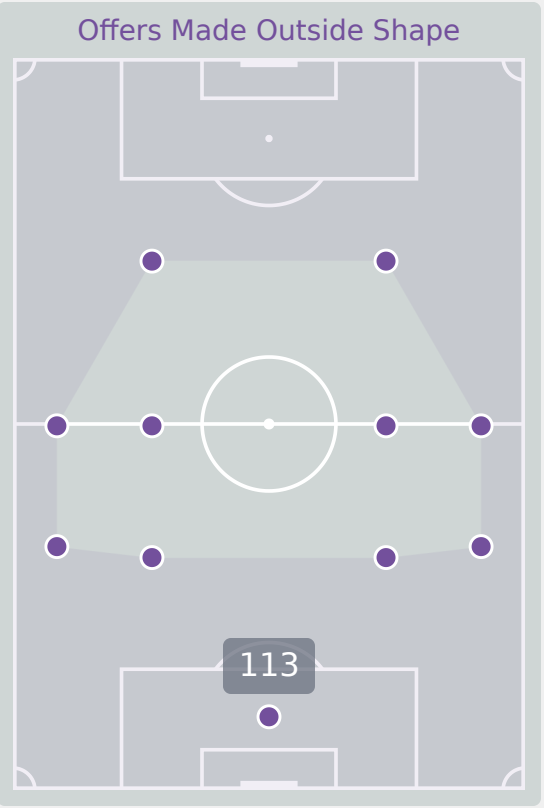
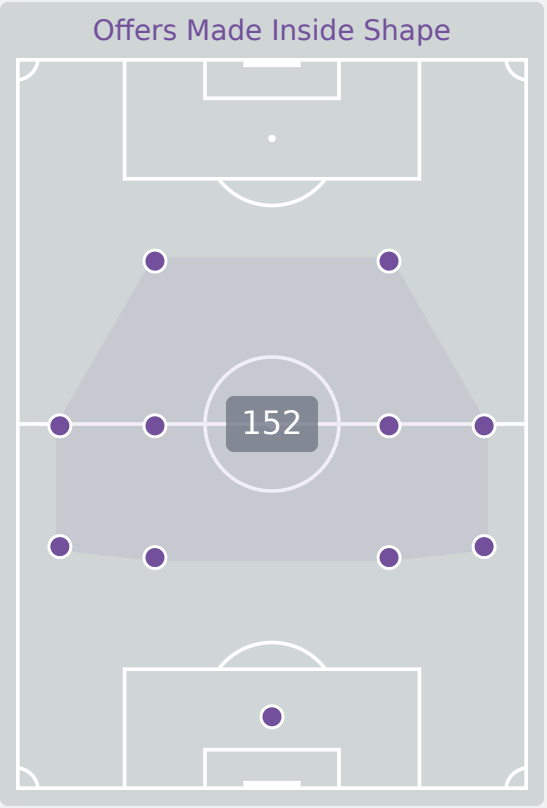
Offers Made in Final Third

118

Offers Made in Middle Third

31

Offers Made in Defensive Third



#	Player	Offers Made	Offers Received	% Made & Received
1	LOPEZ Laia	13	4	30.8%
2	GONZALEZ Martina	14	6	42.9%
4	DE LA CUERDA Claudia	4	1	25%
8	GOMEZ Ainoa	27	10	37%
9	SEGURA Celia	47	12	25.5%
10	COMENDADOR Pau	34	12	35.3%
11	DORADO Irune	35	11	31.4%
12	AGIRREZABALA Aiara	9	4	44.4%
15	CARMONA Nerea	5	4	80%
16	SERRAJORDI Clara	13	5	38.5%
19	CERRATO Alba	39	9	23.1%
3	VAZQUEZ Elena	1	0	0%
6	CUBO Lorena	5	1	20%
7	ORTEGA Noa	13	3	23.1%
17	MORENO Emma	3	1	33.3%
18	SANTIAGO Iris Ashley	3	2	66.7%

Offering to Receive



169

Total Offers Made

54

Total Offers Received

Most Offers

40

JONES Vera

CENTRE FORWARD

80

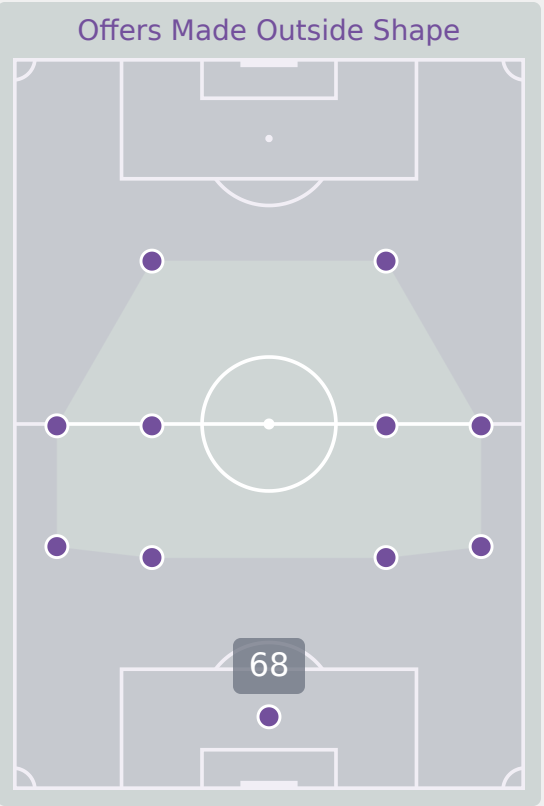
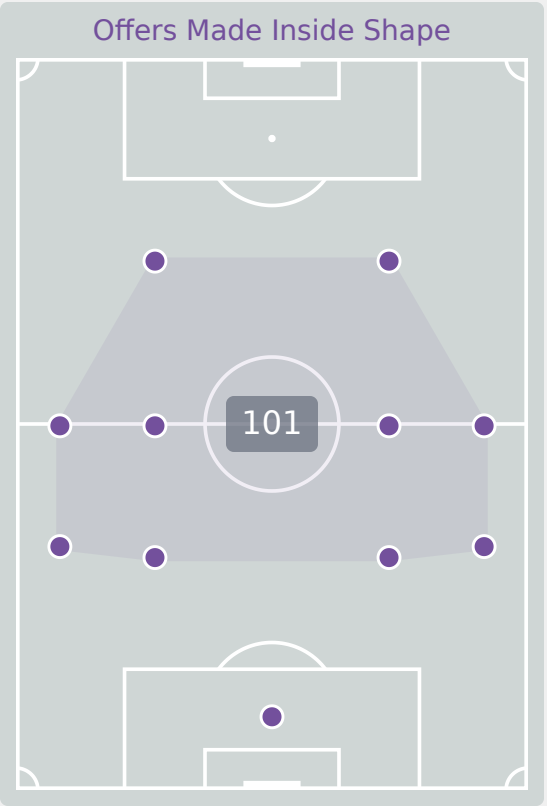
Offers Made in Final Third

70

Offers Made in Middle Third

19

Offers Made in Defensive Third



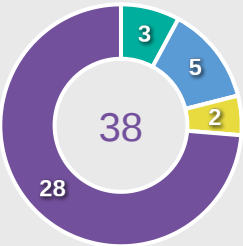
#	Player	Offers Made	Offers Received	% Made & Received
1	McSHEFFREY Hope	3	3	100%
2	LAS Nelly	9	2	22.2%
3	MALTBY Rachel	15	11	73.3%
4	HARBERT Laila	37	11	29.7%
5	SHAW Zara	1	0	0%
6	WELLESLEY-SMITH Cecily	0	0	0%
7	PARKINSON Erica	23	2	8.7%
8	JUNAID Omotara	8	3	37.5%
9	JOHNSON Olivia	18	12	66.7%
10	JONES Vera	40	5	12.5%
20	OBOAVWODUO Jane	12	4	33.3%
12	HARWOOD Sophie	1	1	100%
18	FISHER Izzy	0	0	0%
19	GRAY Eva	2	0	0%

Movement to Receive

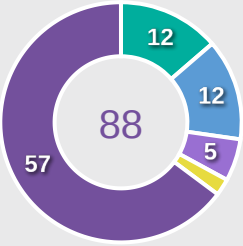


Movement Types by Phase

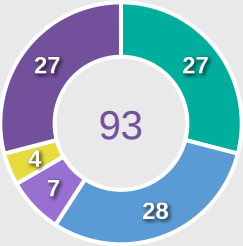
Final Third Phase



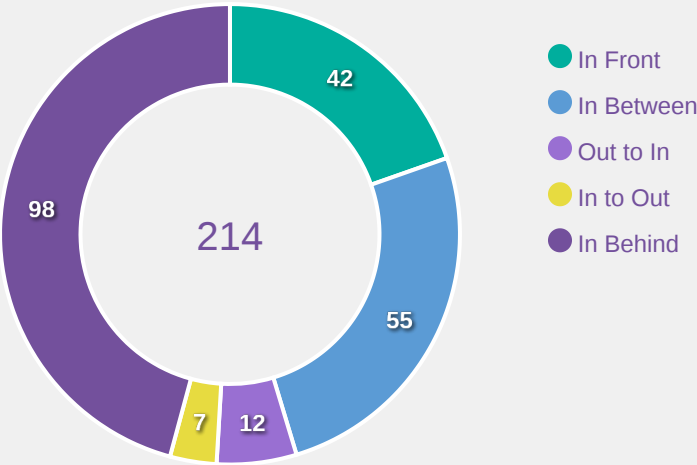
Progression Phase



Build Up Phase



All Movement Types

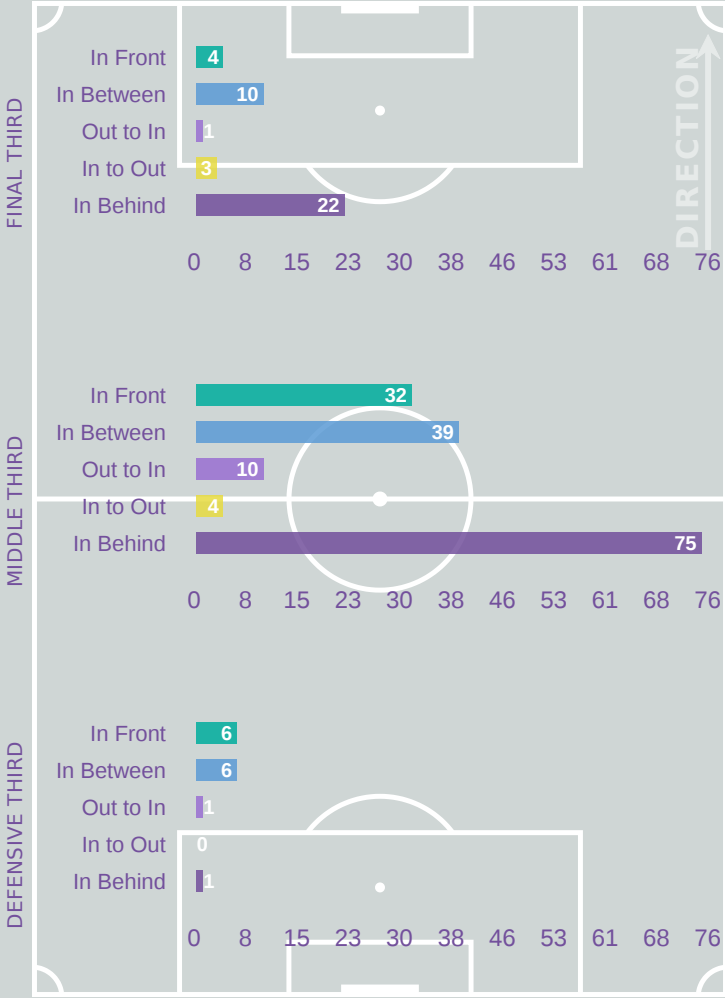


- In Front
- In Between
- Out to In
- In to Out
- In Behind

Top Ranked Players

Type	Player	Movements
In Front	11 DORADO Irune	21
In Between	8 GOMEZ Ainoa	12
Out to In	8 GOMEZ Ainoa	4
In to Out	8 GOMEZ Ainoa	4
In Behind	19 CERRATO Alba	34

Movement Types Pitch Third

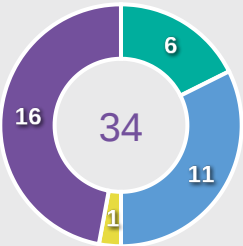


Movement to Receive

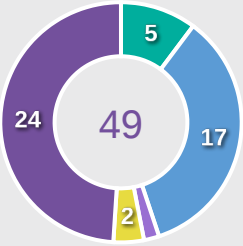
England

Movement Types by Phase

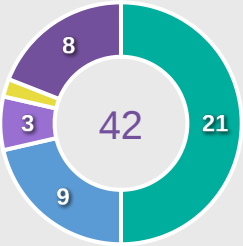
Final Third Phase



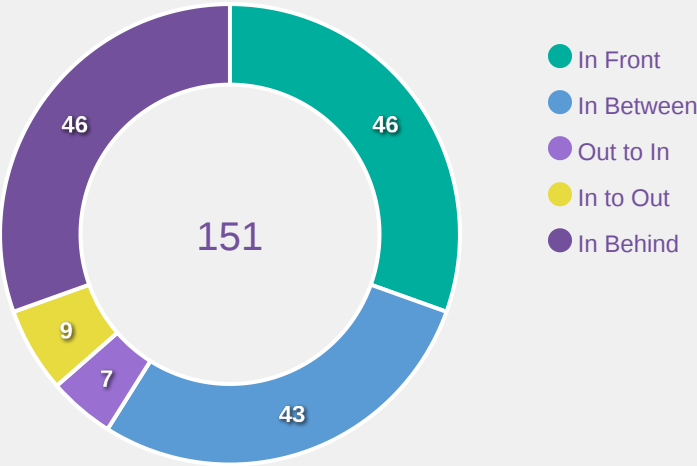
Progression Phase



Build Up Phase



All Movement Types

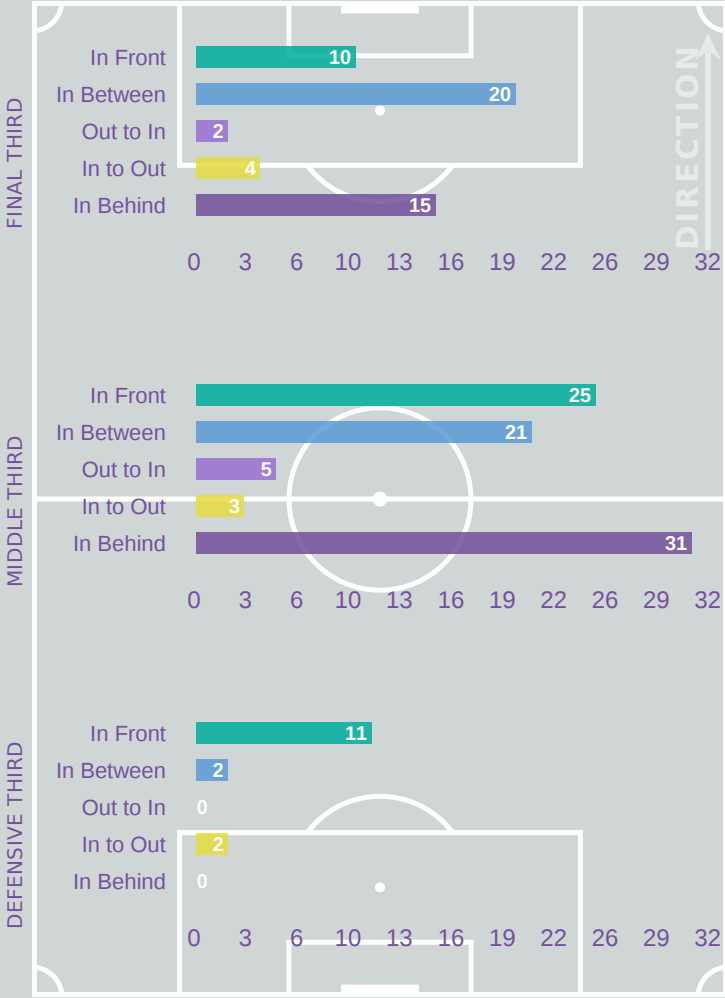


- In Front
- In Between
- Out to In
- In to Out
- In Behind

Top Ranked Players

Type	Player	Movements
In Front	4 HARBERT Laila	23
In Between	10 JONES Vera	17
Out to In	7 PARKINSON Erica	2
In to Out	4 HARBERT Laila	3
In Behind	9 JOHNSON Olivia	11

Movement Types Pitch Third





FIFA
U-17 WOMEN'S
WORLD CUP
DOMINICAN REPUBLIC 2024



OUT OF POSSESSION

Spain 3 - 0 England

Defensive Actions



46

Forced Turnovers

56

Possession Regained

8

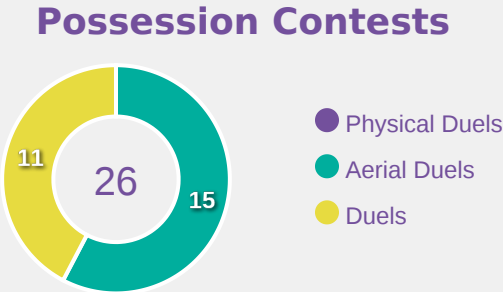
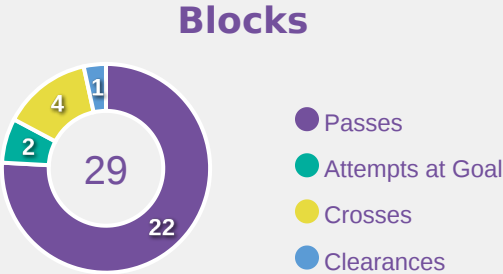
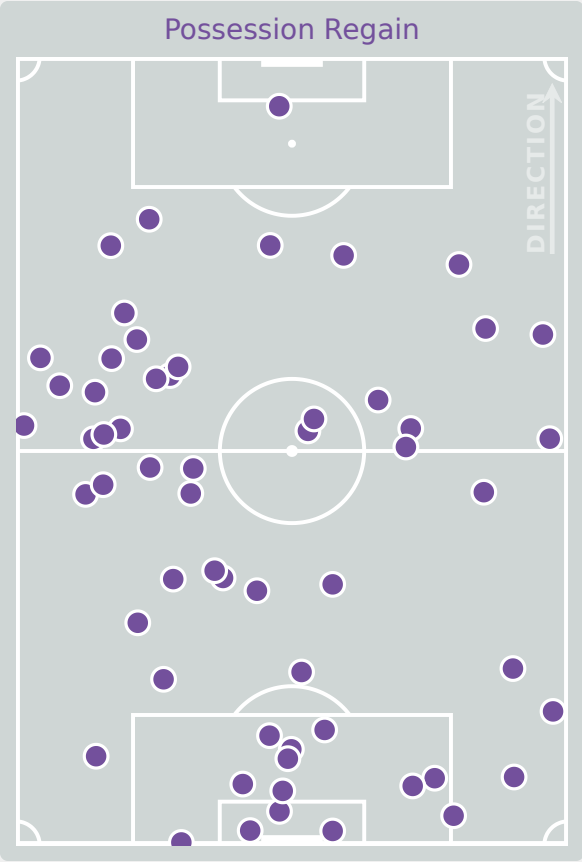
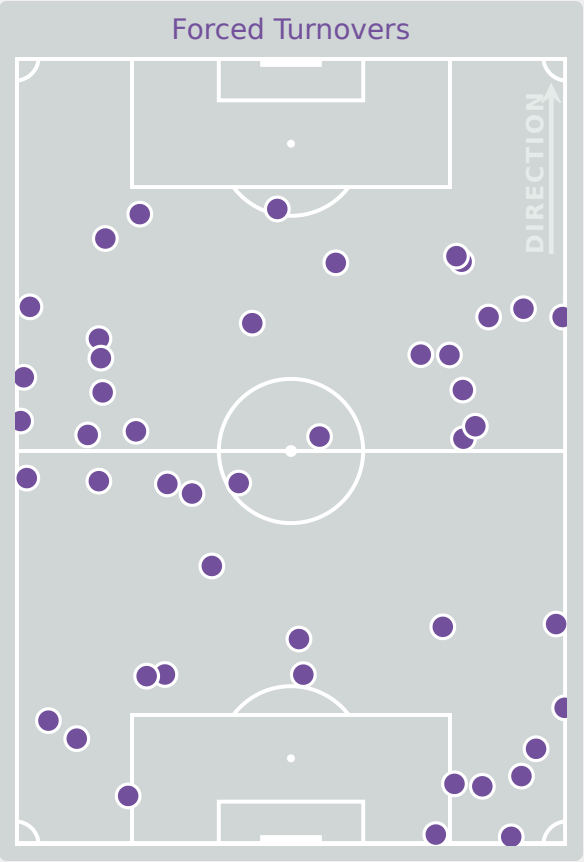
Interceptions

42

Tackles

4.33

Possession Actions / Defensive Action



Most Possession Regains

10

LOPEZ Laia

GOALKEEPER

#	Player	Total Possession Regains
1	LOPEZ Laia	10
2	GONZALEZ Martina	7
4	DE LA CUERDA Claudia	5
8	GOMEZ Ainoa	7
9	SEGURA Celia	1
10	COMENDADOR Pau	4
11	DORADO Irune	9
12	AGIRREZABALA Aiara	6
15	CARMONA Nerea	2
16	SERRAJORDI Clara	2
19	CERRATO Alba	0
3	VAZQUEZ Elena	1
6	CUBO Lorena	2
7	ORTEGA Noa	0
17	MORENO Emma	0
18	SANTIAGO Iris Ashley	0

Defensive Actions

54

Forced Turnovers

50

Possession Regained

4

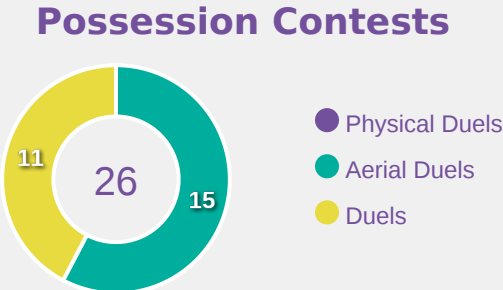
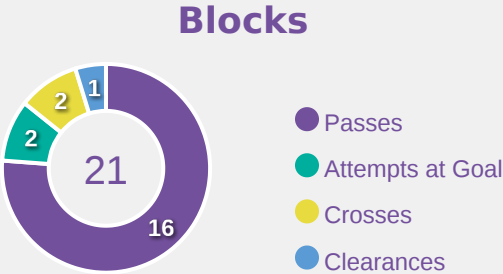
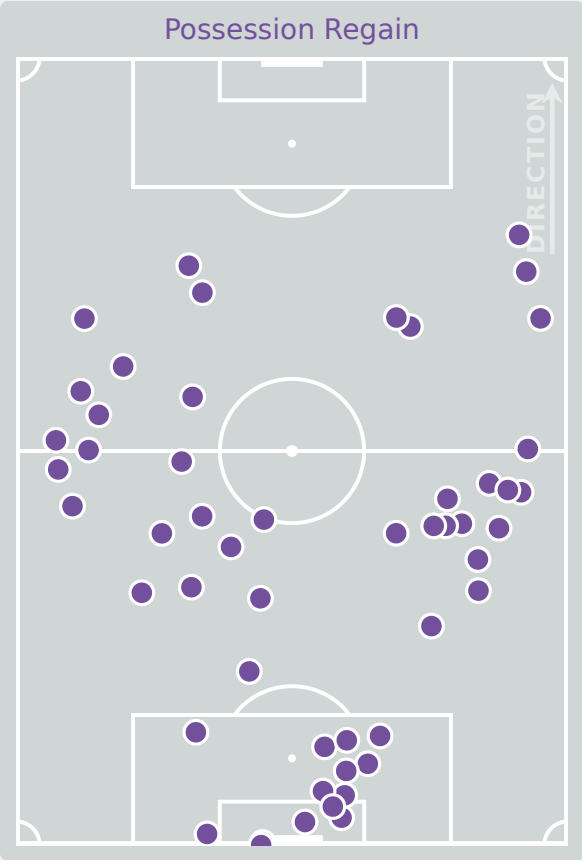
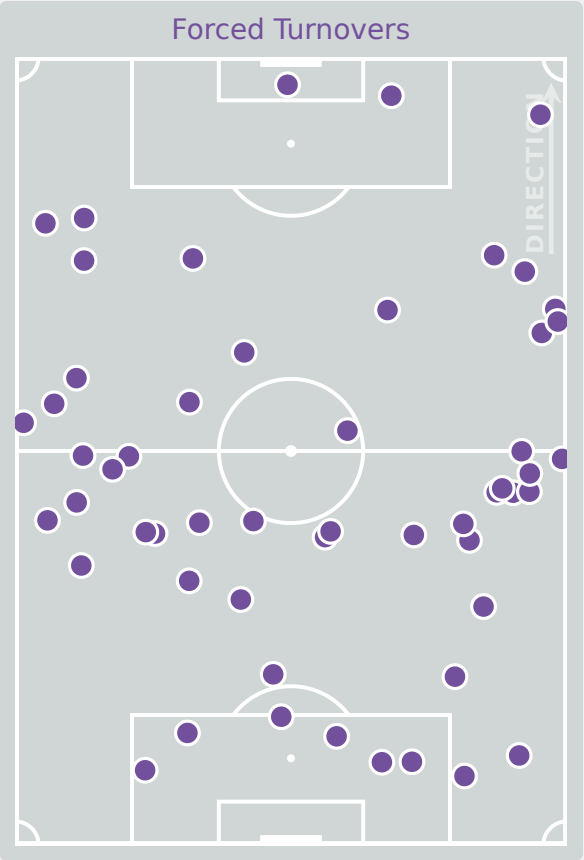
Interceptions

41

Tackles

2.42

Possession Actions / Defensive Action



Most Possession Regains

8

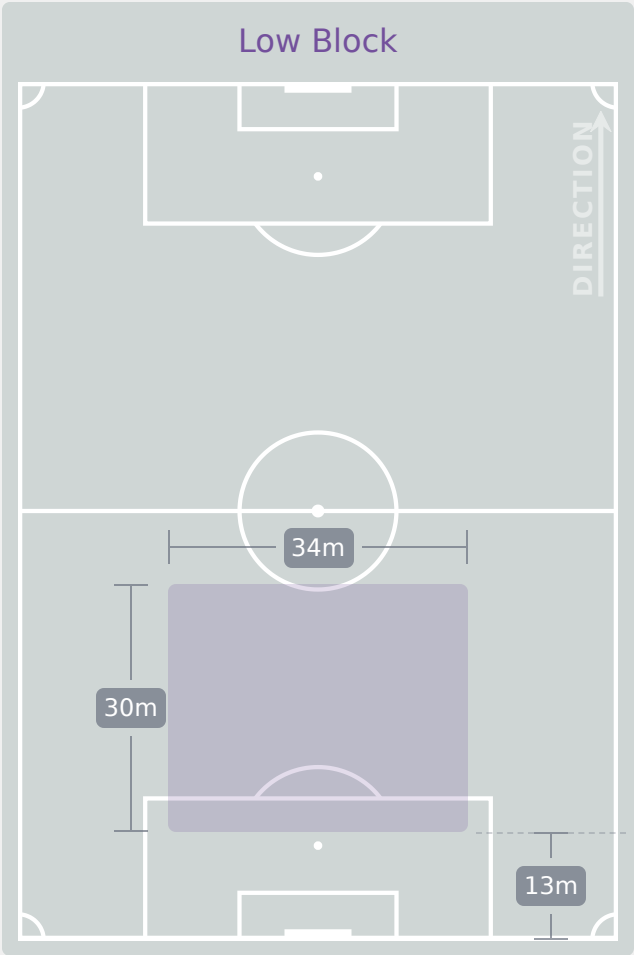
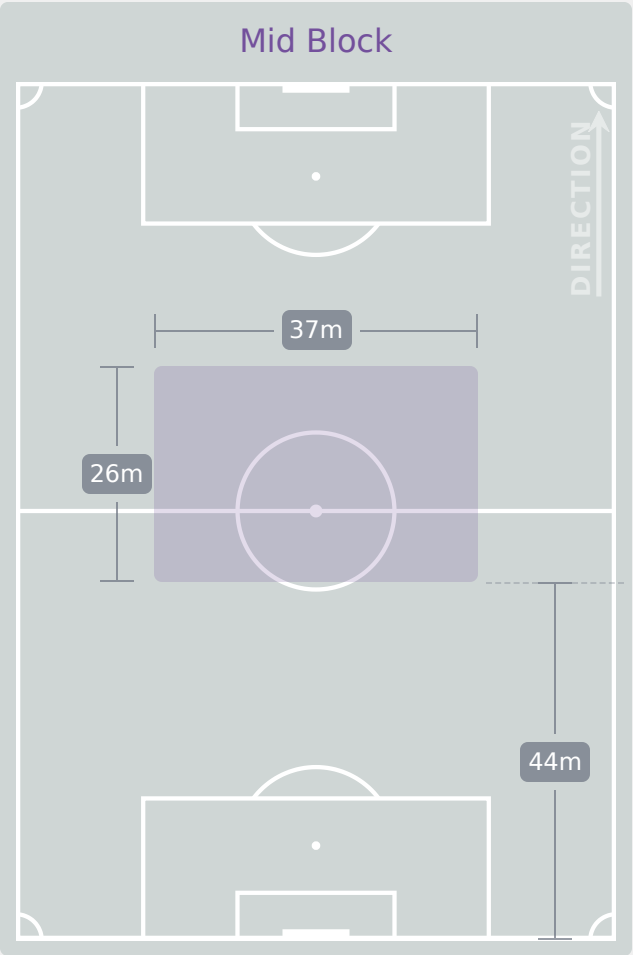
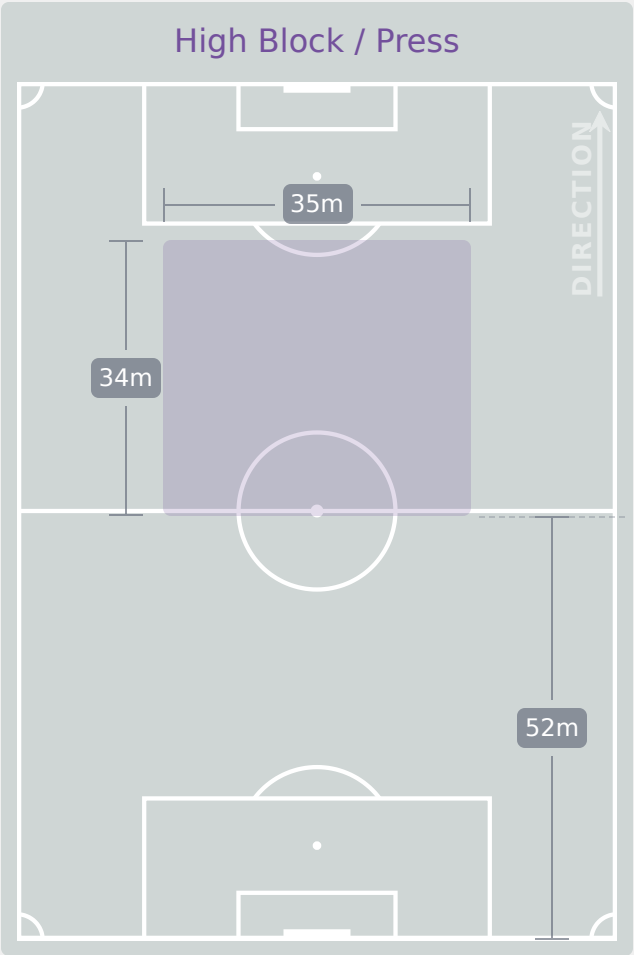
McSHEFFREY Hope

GOALKEEPER

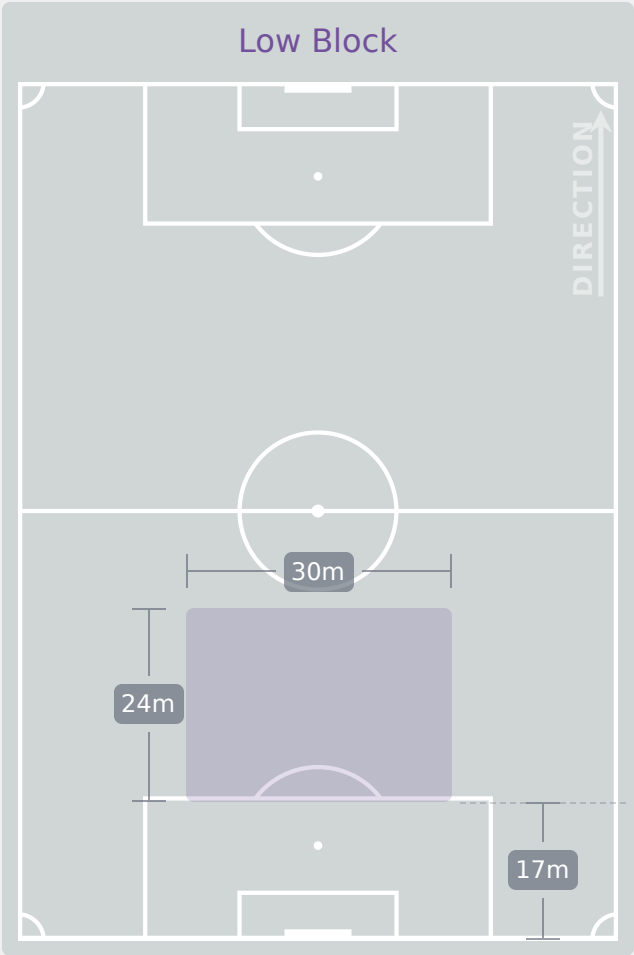
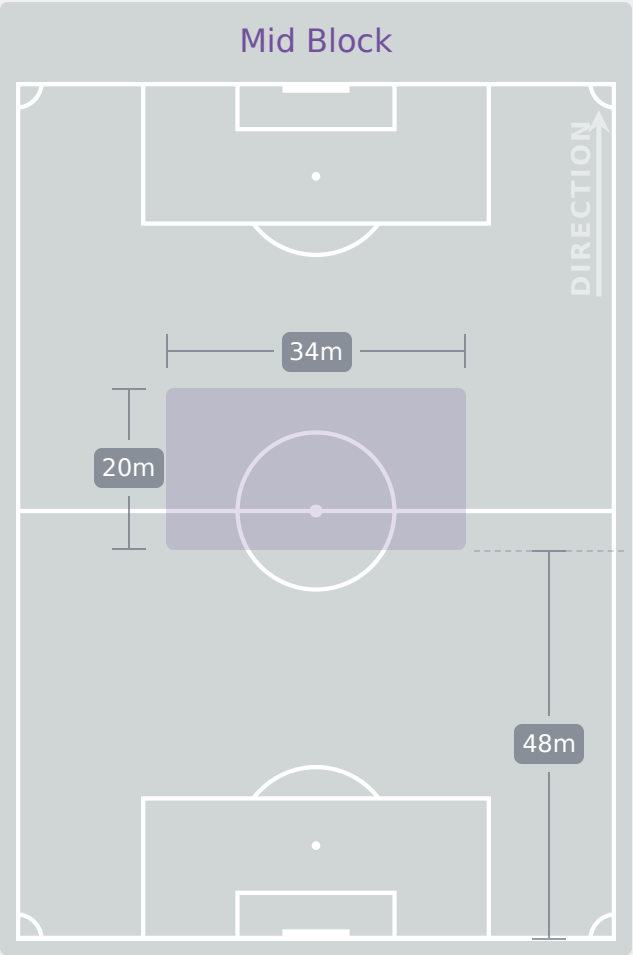
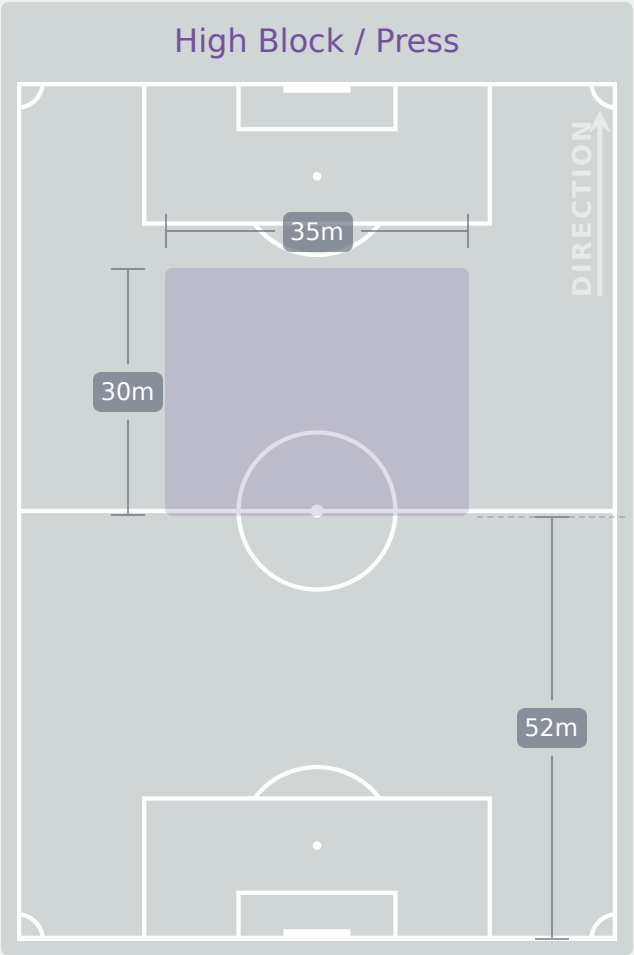


#	Player	Total Possession Regains
1	McSHEFFREY Hope	8
2	LAS Nelly	7
3	MALTBY Rachel	2
4	HARBERT Laila	3
5	SHAW Zara	3
6	WELLESLEY-SMITH Cecily	7
7	PARKINSON Erica	5
8	JUNAID Omotara	5
9	JOHNSON Olivia	3
10	JONES Vera	1
20	OBOAVWODUO Jane	5
12	HARWOOD Sophie	1
18	FISHER Izzy	0
19	GRAY Eva	0

Defensive Line Height & Team Length



Defensive Line Height & Team Length



Defensive Pressure



Spain



162	Total Pressures	177
58	Direct Pressures	51
1.87s	Avg Pressure Duration	1.54s
46	Forced Turnovers	54
10.03s	Ball Recovery Time	10.94s
51	Pushing on into Pressing	43
117	Pushing on	137
20	Pressing Direction Inside	25
98	Pressing Direction Outside	112

Most Direct Pressures

9

GONZALEZ Martina
RIGHT BACK

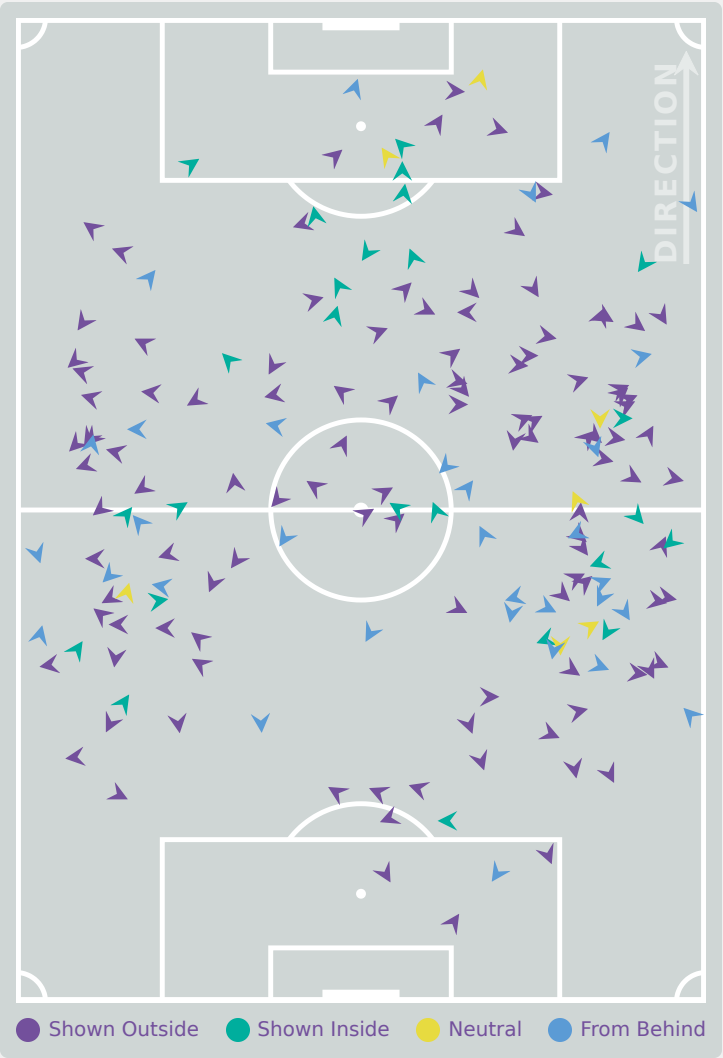
Most Direct Pressures

12

HARBERT Laila
DEFENSIVE MIDFIELD CENTRE
LEFT

England







FIFA
U-17 WOMEN'S
WORLD CUP
DOMINICAN REPUBLIC 2024



GOALKEEPING

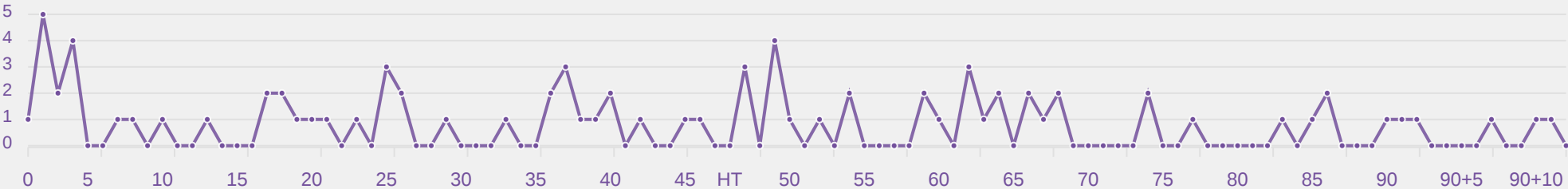
Spain 3 - 0 England

Goalkeeping Involvement



Spain

Spain GK Involvement Timeline



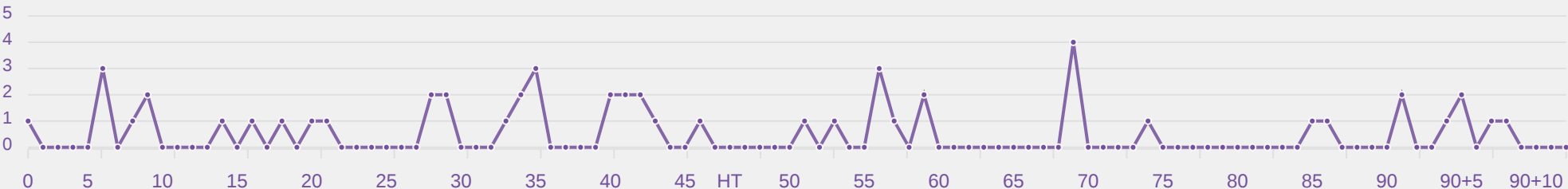
83

Total Involvements



England


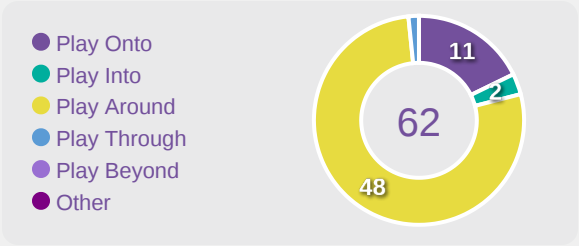
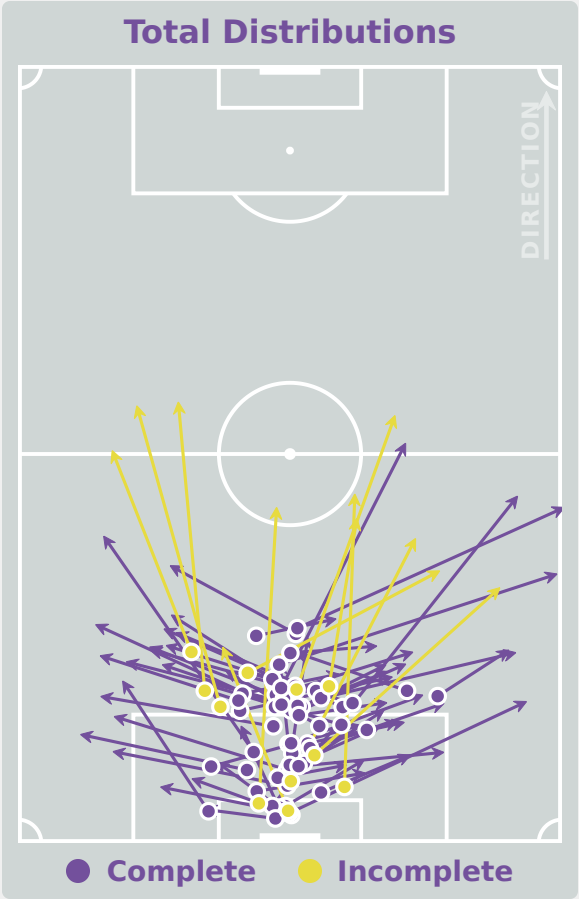
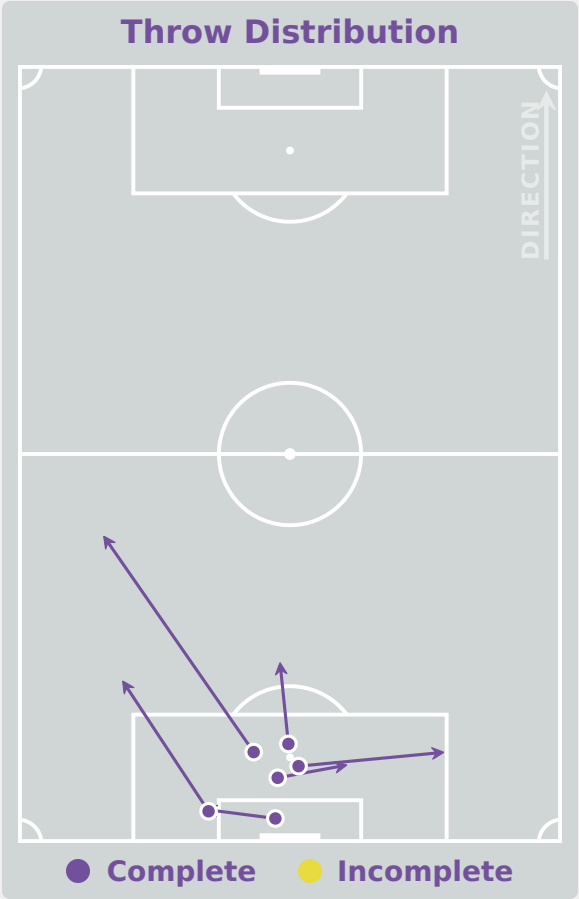
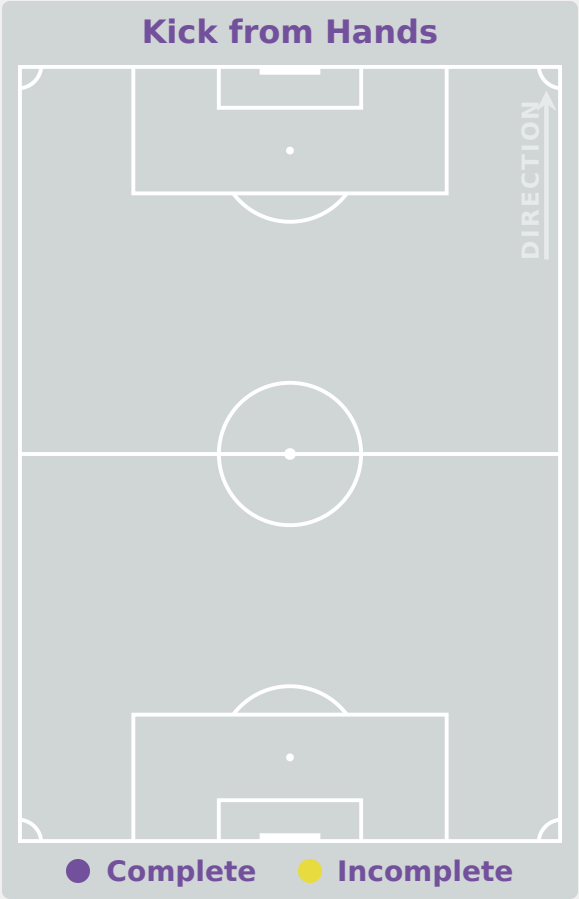
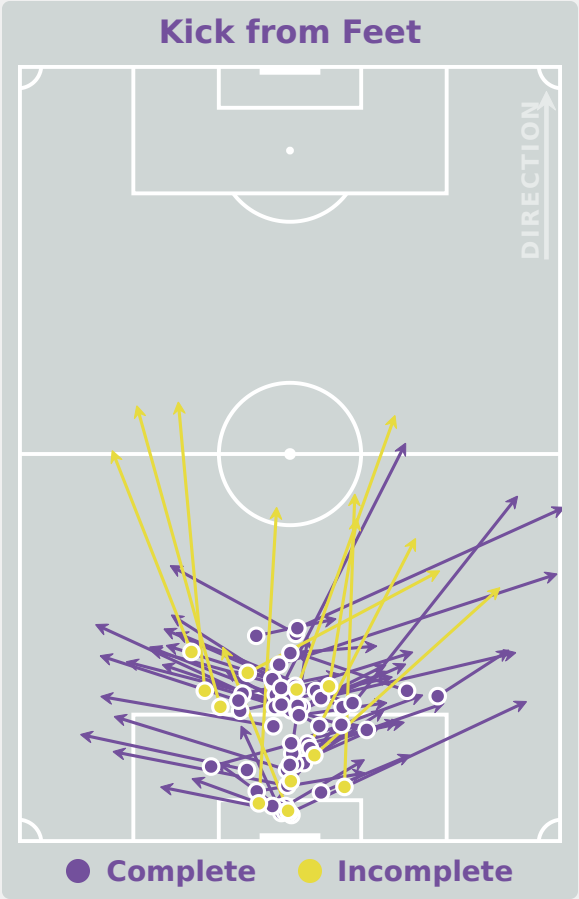
England GK Involvement Timeline



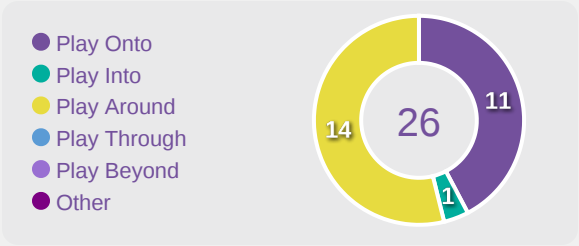
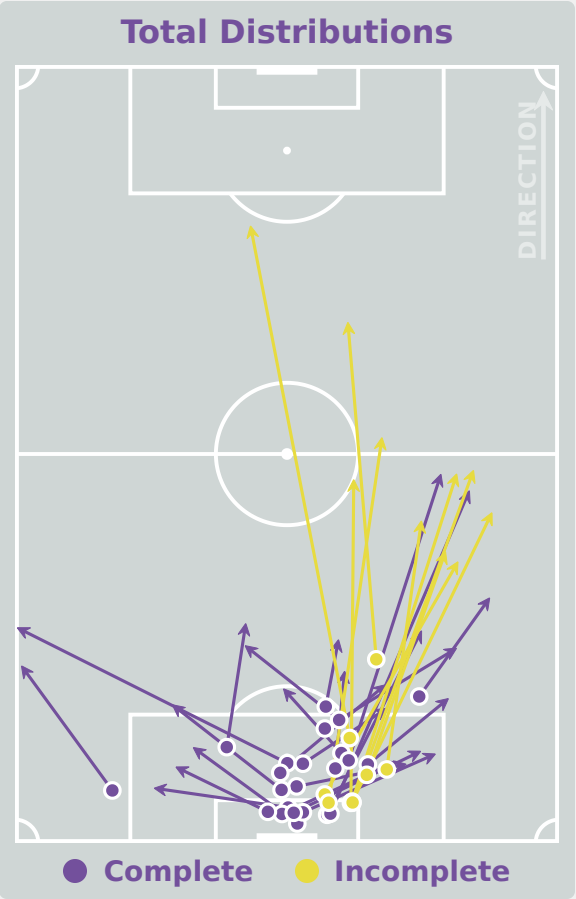
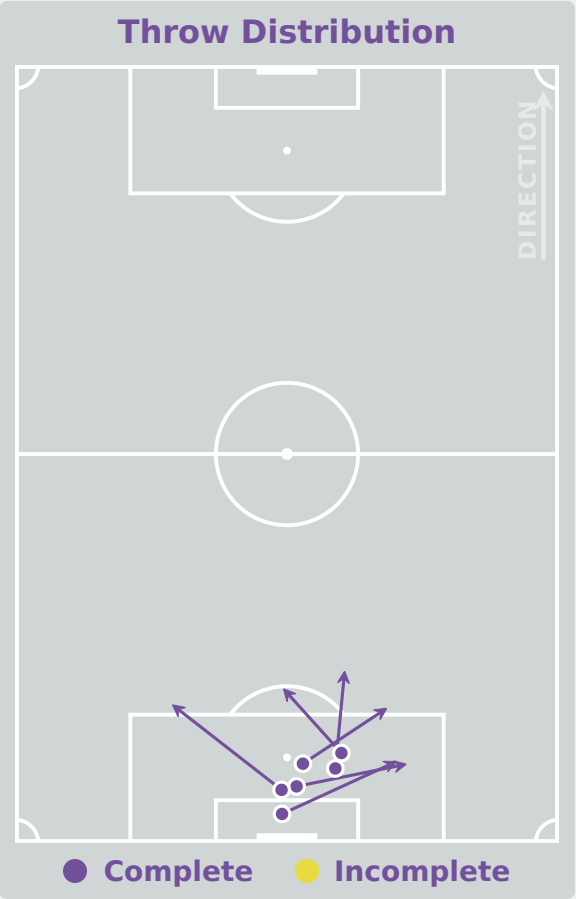
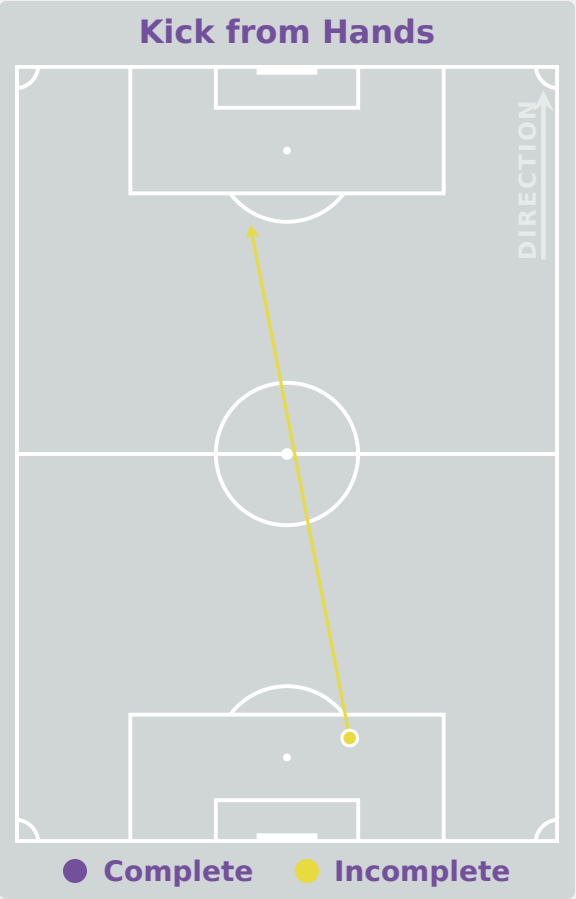
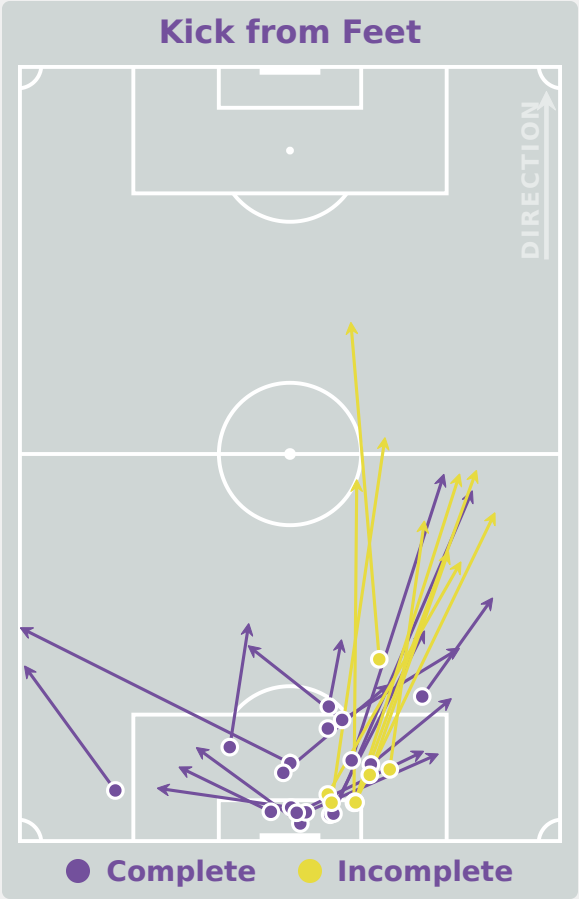
53

Total Involvements

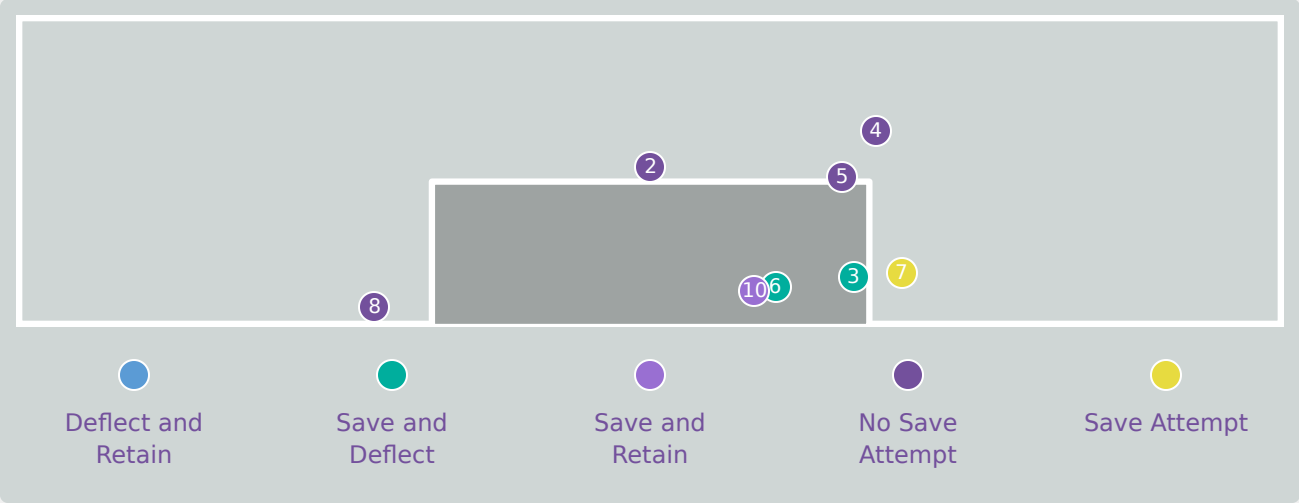
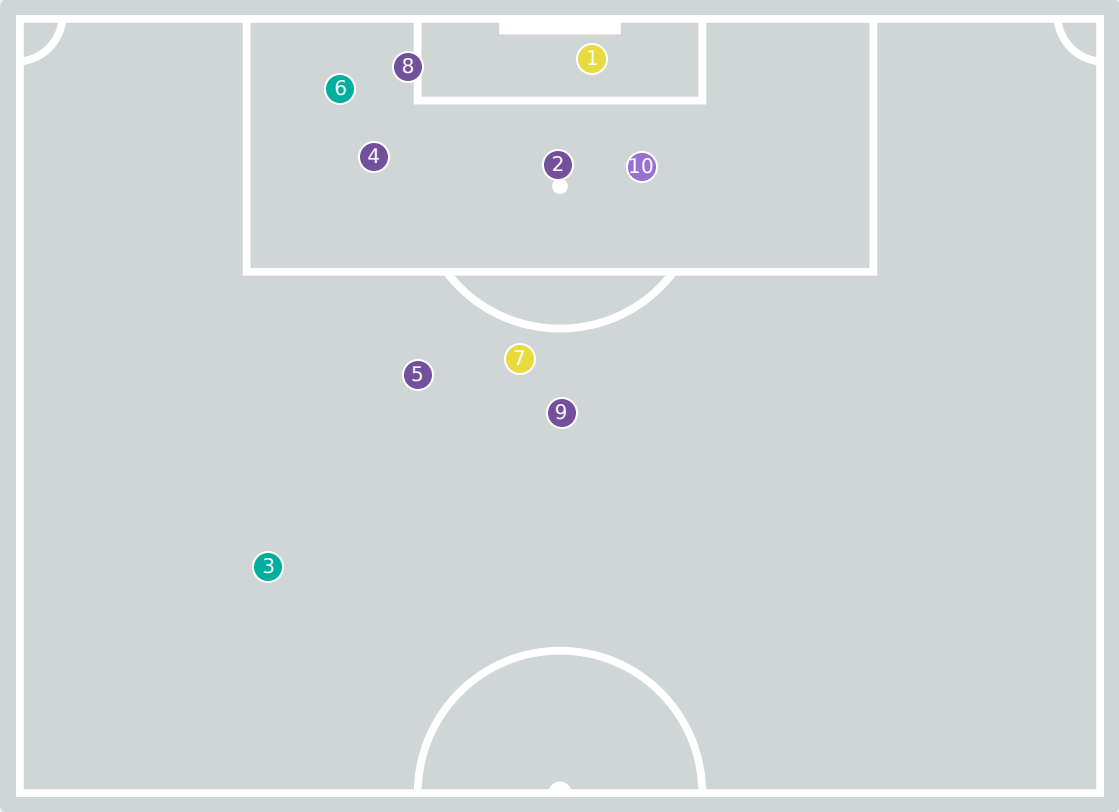
Goalkeeping Distribution



Goalkeeping Distribution



Goal Prevention

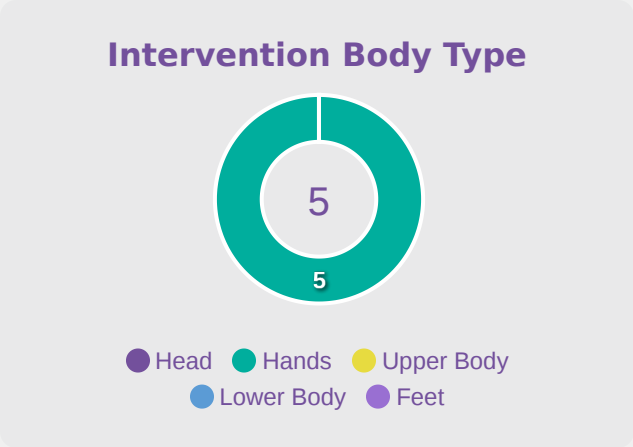
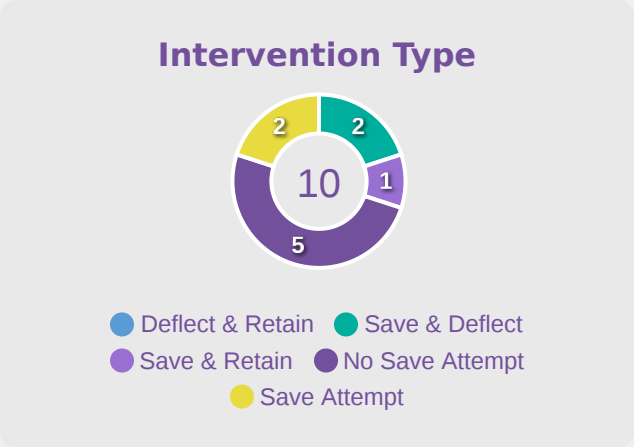


10

Total Attempts on Goal Faced

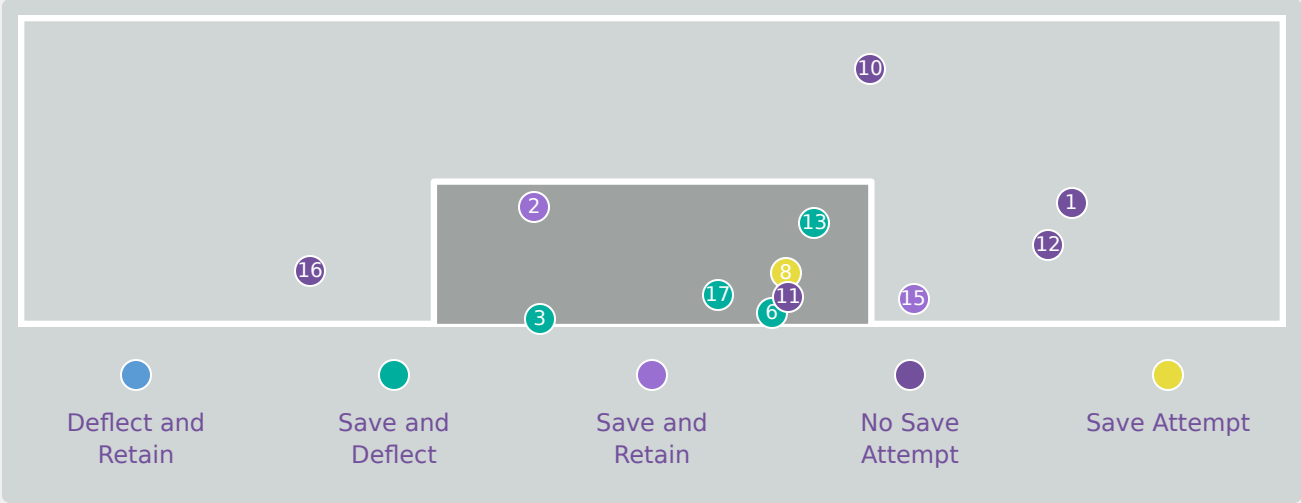
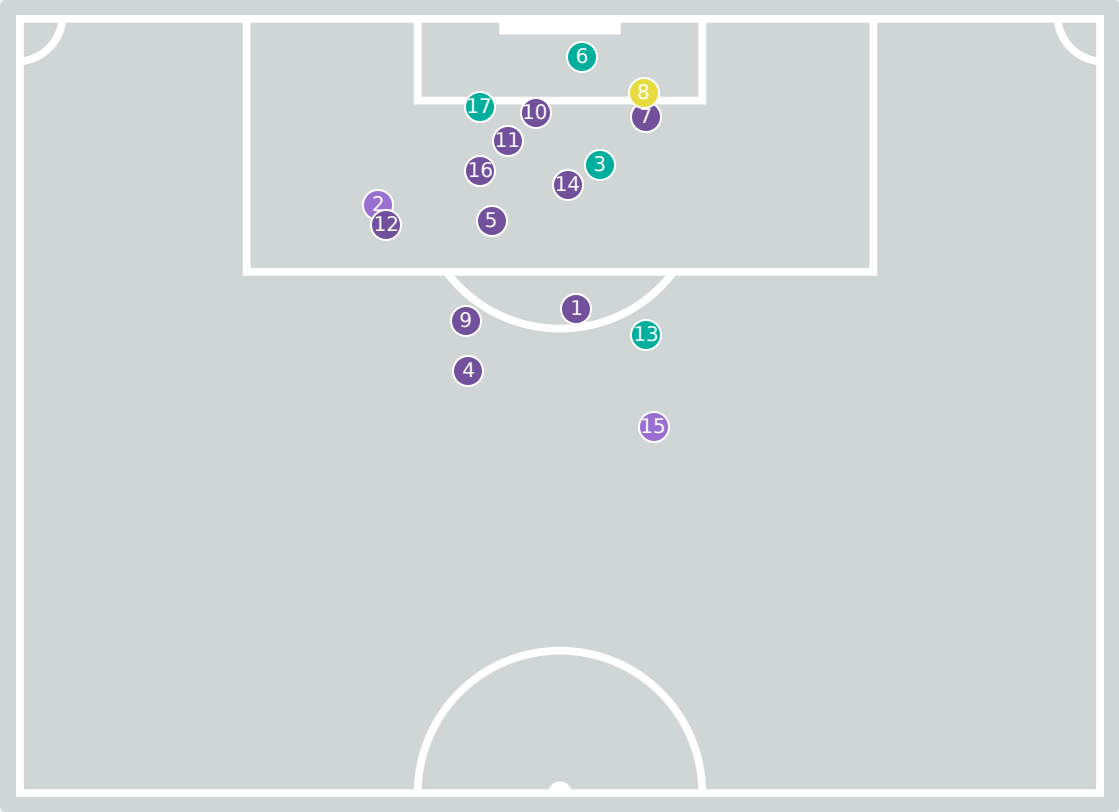
100

Save %



Total Attempts on Goal Faced	Total Goal Interventions	Save & Retain	Deflect & Retain	Save & Deflect	Save Attempt	No Save Attempt
10	3	1	0	2	2	5

Goal Prevention

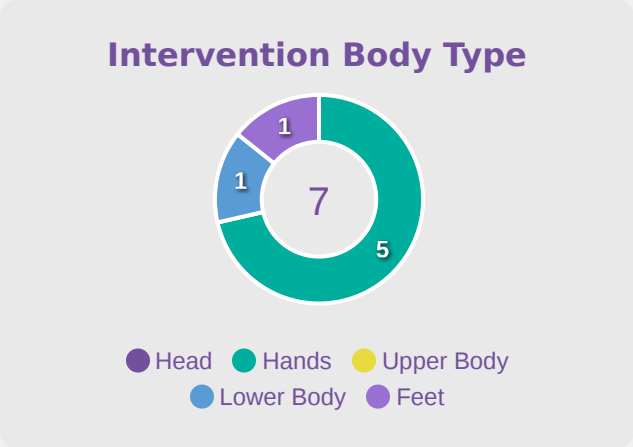
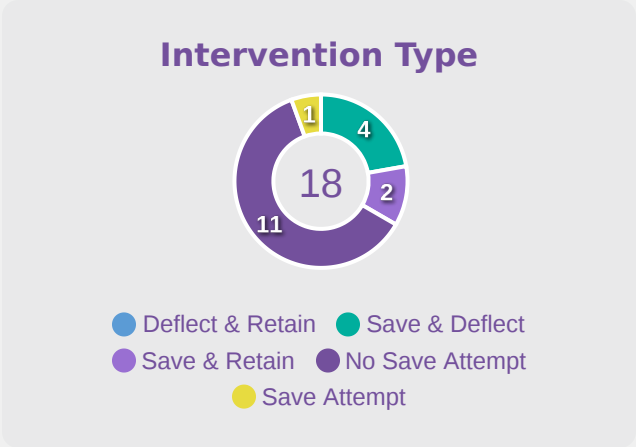


18

Total Attempts on Goal Faced

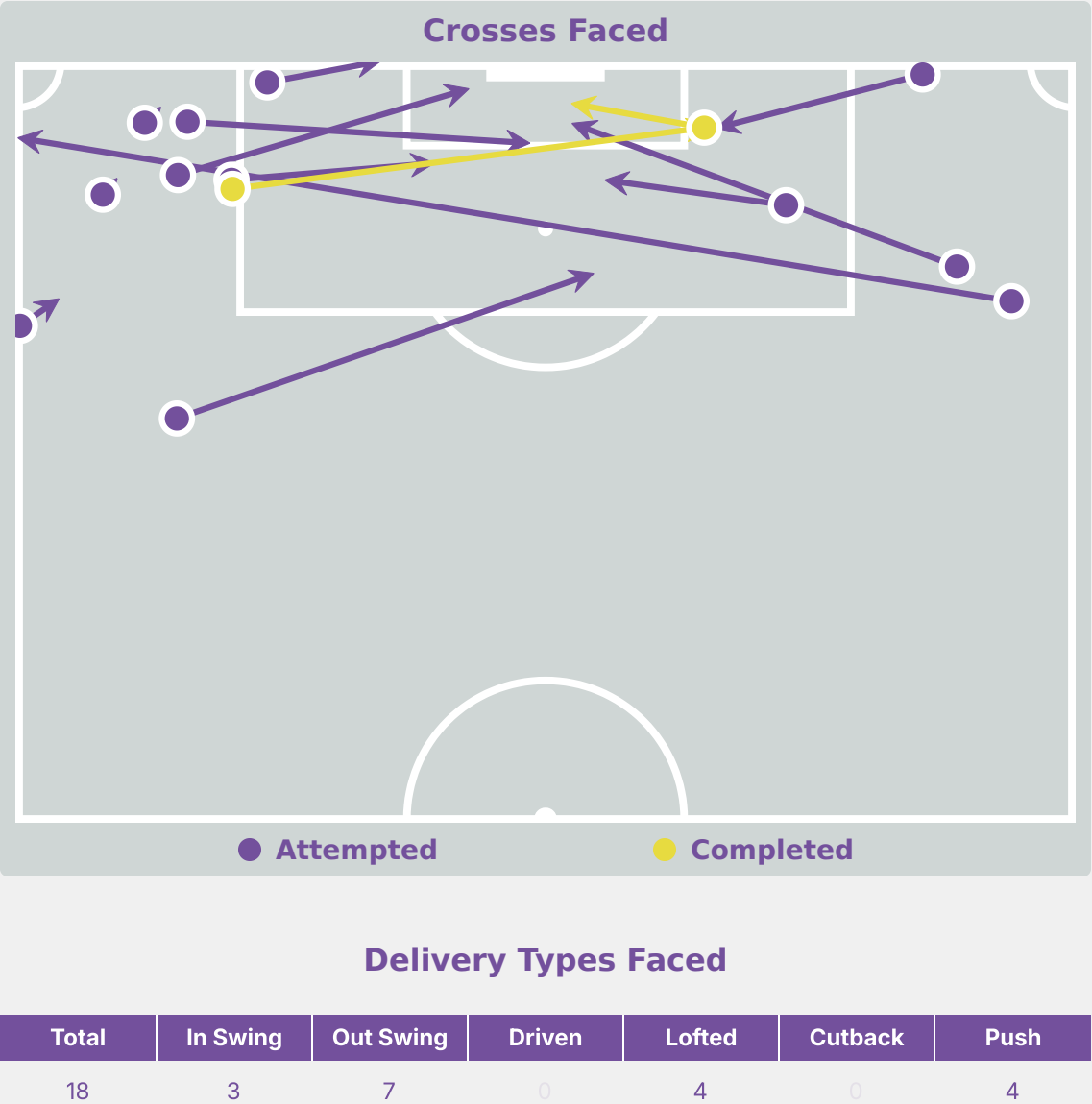
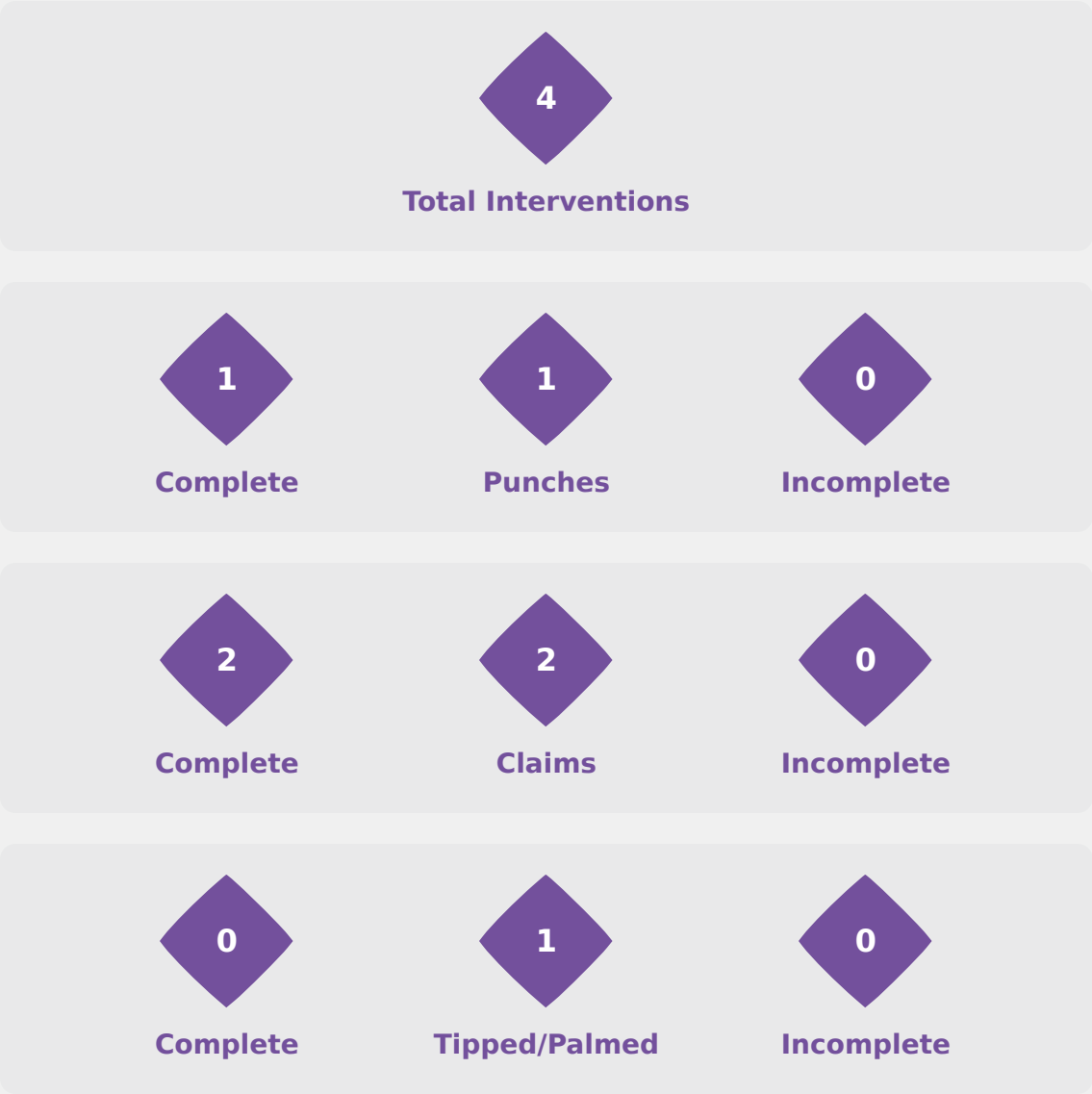
71

Save %



Total Attempts on Goal Faced	Total Goal Interventions	Save & Retain	Deflect & Retain	Save & Deflect	Save Attempt	No Save Attempt
18	6	2	0	4	1	11

Aerial Control



Aerial Control



0

Total Interventions

0

Complete

0

Punches

0

Incomplete

0

Complete

0

Claims

0

Incomplete

0

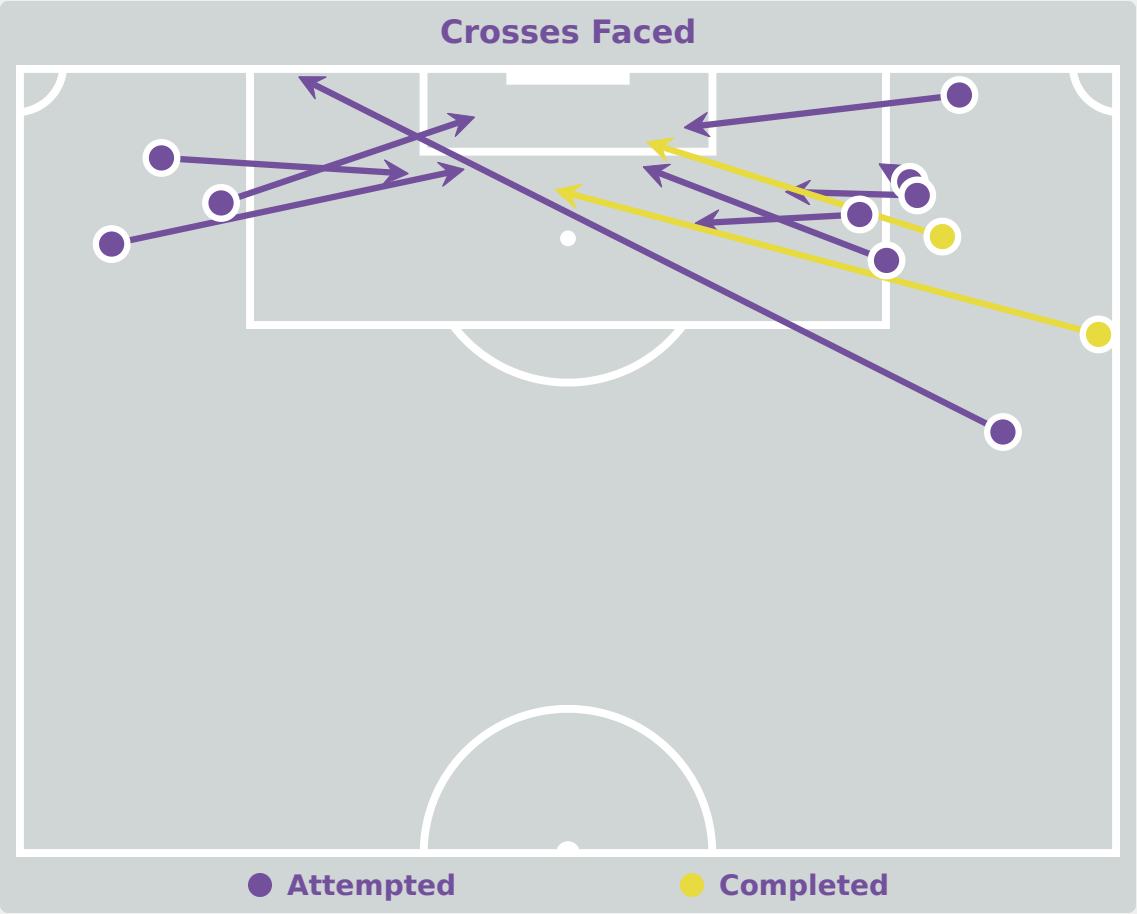
Complete

0

Tipped/Palmed

0

Incomplete



Delivery Types Faced

Total	In Swing	Out Swing	Driven	Lofted	Cutback	Push
15	2	5	0	2	0	6



FIFA
U-17 WOMEN'S
WORLD CUP
DOMINICAN REPUBLIC 2024



SET PLAYS

Spain 3 - 0 England

Set Plays



29

Total Set Plays

11

Total Free Kicks

0

Total Penalties

3

Total Corners

15

Total Throw Ins

Free Kicks	
Type	Total
Direct	6
Direct (on target)	0
Direct (off target)	0
Indirect	5

Corners			
Delivery Type	From Left Side	From Right Side	Total
Direct to Area	2	1	3
Short	0	0	0

Edge of Penalty Area	0	0	0
----------------------	---	---	---

Corners	
Delivery Style	Total
Inswing	2
Outswing	0
Driven	0
Lofted	1

Set Plays



40

Total Set Plays

18

Total Free Kicks

0

Total Penalties

3

Total Corners

19

Total Throw Ins

Free Kicks	
Type	Total
Direct	14
Direct (on target)	0
Direct (off target)	0
Indirect	4

Corners			
Delivery Type	From Left Side	From Right Side	Total
Direct to Area	1	1	2
Short	0	1	1

Edge of Penalty Area	0	0	0
----------------------	---	---	---

Corners	
Delivery Style	Total
Inswing	1
Outswing	1
Driven	0
Lofted	0



FIFA
U-17 WOMEN'S
WORLD CUP
DOMINICAN REPUBLIC 2024



INDIVIDUAL DATA IN POSSESSION

Spain 3 - 0 England

In Possession - Distributions



#	Player	Passes Attempted	Passes Completed	Pass Completion %	Switches of Play	Crosses Attempted	Crosses Completed	Line Breaks Attempted	Line Breaks Completed	Line Break Completion %	Ball Progressions	Take Ons	Step Ins	Attempts at Goal	Goals
1	LOPEZ Laia	68	57	84%	0	0	0	15	5	33%	0	0	0	0	0
2	GONZALEZ Martina	49	35	71%	0	4	1	20	11	55%	1	1	0	0	0
4	DE LA CUERDA Claudia	88	83	94%	0	0	0	18	16	89%	0	0	0	0	0
8	GOMEZ Ainoa	25	22	88%	0	1	0	6	5	83%	2	2	0	4	0
9	SEGURA Celia	17	12	71%	0	2	1	3	2	67%	4	3	1	0	0
10	COMENDADOR Pau	18	13	72%	0	1	0	4	2	50%	1	1	0	3	1
11	DORADO Irune	29	26	90%	1	3	2	4	2	50%	0	0	0	1	0
12	AGIRREZABALA Aiara	45	38	84%	0	1	0	14	10	71%	2	2	0	0	0
15	CARMONA Nerea	80	75	94%	0	0	0	15	12	80%	0	0	0	0	0
16	SERRAJORDI Clara	31	23	74%	0	0	0	10	6	60%	0	0	0	1	0
19	CERRATO Alba	9	8	89%	0	1	0	1	0	0%	0	0	0	5	1
3	VAZQUEZ Elena	1	0	0%	0	0	0	0	0	0%	0	0	0	0	0
6	CUBO Lorena	6	5	83%	0	0	0	2	1	50%	0	0	0	0	0
7	ORTEGA Noa	5	3	60%	0	2	0	3	3	100%	0	0	0	0	0
17	MORENO Emma	5	5	100%	0	0	0	0	0	0%	0	0	0	0	0
18	SANTIAGO Iris Ashley	5	3	60%	0	0	0	0	0	0%	1	0	1	3	0

In Possession - Offers & Receptions



			Offer movement types						
#	Player	Total Offers	In Front	In Between	Out to In	In to Out	In Behind	No Movement	Offers Received
1	LOPEZ Laia	13	0	0	0	0	0	13	4
2	GONZALEZ Martina	14	3	2	1	0	6	2	6
4	DE LA CUERDA Claudia	4	0	0	0	0	0	4	1
8	GOMEZ Ainoa	27	0	12	4	4	3	4	10
9	SEGURA Celia	47	4	9	2	0	27	5	12
10	COMENDADOR Pau	34	4	7	3	1	10	9	12
11	DORADO Irune	35	21	11	1	0	1	1	11
12	AGIRREZABALA Aiara	9	2	0	0	0	5	2	4
15	CARMONA Nerea	5	3	0	0	0	0	2	4
16	SERRAJORDI Clara	13	2	6	0	1	3	1	5
19	CERRATO Alba	39	0	2	1	0	34	2	9
3	VAZQUEZ Elena	1	0	0	0	0	0	1	0
6	CUBO Lorena	5	2	3	0	0	0	0	1
7	ORTEGA Noa	13	1	0	0	0	7	5	3
17	MORENO Emma	3	0	2	0	1	0	0	1
18	SANTIAGO Iris Ashley	3	0	1	0	0	2	0	2

In Possession - Distributions



#	Player	Passes Attempted	Passes Completed	Pass Completion %	Switches of Play	Crosses Attempted	Crosses Completed	Line Breaks Attempted	Line Breaks Completed	Line Break Completion %	Ball Progressions	Take Ons	Step Ins	Attempts at Goal	Goals
1	McSHEFFREY Hope	33	23	70%	0	0	0	9	2	22%	0	0	0	0	0
2	LAS Nelly	20	11	55%	1	1	0	9	4	44%	0	0	0	1	0
3	MALTBY Rachel	36	25	69%	0	4	1	18	13	72%	1	0	1	0	0
4	HARBERT Laila	38	29	76%	0	6	0	14	7	50%	1	0	1	0	0
5	SHAW Zara	32	25	78%	0	0	0	9	5	56%	0	0	0	2	0
6	WELLESLEY-SMITH Cecily	25	17	68%	0	0	0	12	8	67%	1	0	1	0	0
7	PARKINSON Erica	18	12	67%	0	1	0	7	4	57%	1	0	1	3	0
8	JUNAID Omotara	22	20	91%	0	0	0	6	6	100%	0	0	0	0	0
9	JOHNSON Olivia	16	11	69%	0	4	0	4	3	75%	1	0	1	3	0
10	JONES Vera	10	5	50%	0	1	0	1	0	0%	0	0	0	1	0
20	OBOAVWODUO Jane	15	9	60%	0	1	1	0	0	0%	0	0	0	0	0
12	HARWOOD Sophie	3	2	67%	0	0	0	2	1	50%	0	0	0	0	0
18	FISHER Izzy	0	0	0%	0	0	0	0	0	0%	0	0	0	0	0
19	GRAY Eva	1	1	100%	0	0	0	1	1	100%	0	0	0	0	0

In Possession - Offers & Receptions



			Offer movement types						
#	Player	Total Offers	In Front	In Between	Out to In	In to Out	In Behind	No Movement	Offers Received
1	McSHEFFREY Hope	3	0	0	0	0	0	3	3
2	LAS Nelly	9	0	2	0	0	3	4	2
3	MALTBY Rachel	15	6	0	0	0	5	4	11
4	HARBERT Laila	37	23	7	1	3	3	0	11
5	SHAW Zara	1	0	1	0	0	0	0	0
6	WELLESLEY-SMITH Cecily	0	0	0	0	0	0	0	0
7	PARKINSON Erica	23	6	10	2	1	4	0	2
8	JUNAID Omotara	8	4	0	0	1	3	0	3
9	JOHNSON Olivia	18	1	2	1	1	11	2	12
10	JONES Vera	40	4	17	2	3	11	3	5
20	OBOAVWODUO Jane	12	2	4	1	0	5	0	4
12	HARWOOD Sophie	1	0	0	0	0	0	1	1
18	FISHER Izzy	0	0	0	0	0	0	0	0
19	GRAY Eva	2	0	0	0	0	1	1	0



FIFA
U-17 WOMEN'S
WORLD CUP
DOMINICAN REPUBLIC 2024



INDIVIDUAL DATA OUT OF POSSESSION

Spain 3 - 0 England

Out of Possession



#	Player	Tackles Made / Won	Blocks	Interceptions	Pressing Direct	Pressing Indirect	Duels Won - Aerial	Duels Won - Physical	Possession Contests won	Clearances	Loose Ball Receptions	Pushing On	Pushing On into Pressing	Possession Regains	Possession Interrupted
1	LOPEZ Laia	0 / 0	0	0	0	0	0	0	0	0	13	0	0	10	0
2	GONZALEZ Martina	10 / 4	3	0	9	13	0	0	1	3	5	8	4	7	4
4	DE LA CUERDA Claudia	1 / 1	2	2	4	5	0	0	0	2	4	12	2	5	1
8	GOMEZ Ainoa	7 / 2	4	0	9	10	1	0	2	4	6	12	7	7	4
9	SEGURA Celia	4 / 0	3	0	7	7	1	0	2	0	4	12	9	1	3
10	COMENDADOR Pau	6 / 2	2	1	4	8	0	0	0	1	9	8	6	4	5
11	DORADO Irune	6 / 2	3	2	6	7	3	0	3	7	8	12	1	9	6
12	AGIRREZABALA Aiara	1 / 1	1	2	2	4	0	0	0	3	6	8	3	6	1
15	CARMONA Nerea	2 / 0	3	0	7	6	1	0	2	4	8	8	2	2	8
16	SERRAJORDI Clara	2 / 0	5	1	2	9	1	0	1	3	8	10	4	2	6
19	CERRATO Alba	0 / 0	1	0	3	22	0	0	0	0	2	17	8	0	0
3	VAZQUEZ Elena	0 / 0	1	0	0	0	0	0	1	0	0	0	0	1	1
6	CUBO Lorena	1 / 1	0	0	1	2	1	0	1	0	2	1	0	2	0
7	ORTEGA Noa	0 / 0	1	0	1	5	0	0	0	0	1	7	4	0	0
17	MORENO Emma	2 / 0	0	0	2	3	0	0	0	0	1	1	1	0	0
18	SANTIAGO Iris Ashley	0 / 0	0	0	1	3	0	0	0	0	1	1	0	0	0



FIFA
U-17 WOMEN'S
WORLD CUP
DOMINICAN REPUBLIC 2024

INDIVIDUAL DATA PHYSICAL

Spain 3 - 0 England

Physical Data



#	Player	Total Distance (m)	Zone 1: 0-7 km/h (m)	Zone 2: 7-13km/h (m)	Zone 3: 13-19km/h (m)	Zone 4: 19-23km/h (m)	Zone 5: 23+ km/h (m)	High Speed Runs (Zone 4)	Sprints (Zone 5)	Top Speed (km/h)
1	LOPEZ Laia	5481.3	3904.9	1406.9	146.2	23.4	0	4.0	0	22.1
2	GONZALEZ Martina	9314.6	4203.2	3628.4	993.5	438.7	50.7	43.0	4.0	27.1
4	DE LA CUERDA Claudia	8196.9	3153.5	3830.5	832.4	334.2	46.3	33.0	5.0	26.5
8	GOMEZ Ainoa	10522.5	4114.0	4715.1	1232.1	435.7	25.6	40.0	2.0	27.7
9	SEGURA Celia	7116.6	3369.4	2524.1	756.4	452.6	14.1	34.0	3.0	25.8
10	COMENDADOR Pau	6794.0	3193.3	2442.9	735.7	309.6	112.4	39.0	8.0	30.3
11	DORADO Irune	11039.4	3981.2	5172.7	1488.6	360.7	36.2	36.0	3.0	27.4
12	AGIRREZABALA Aiara	9691.6	4389.3	3515.5	1175.2	492.3	119.3	50.0	8.0	29.3
15	CARMONA Nerea	9435.8	3766.5	4245.0	1065.2	344.9	14.2	28.0	1.0	26.3
16	SERRAJORDI Clara	9324.0	3046.3	4712.1	1312.2	242.1	11.2	25.0	1.0	27.4
19	CERRATO Alba	8644.3	3730.0	3079.5	1171.1	562.1	101.6	71.0	13.0	28.8
3	VAZQUEZ Elena	843.2	342.0	354.7	98.5	48.0	0	2.0	0	22.3
6	CUBO Lorena	2292.5	723.9	1038.7	454.4	75.4	0	9.0	0	22.3
7	ORTEGA Noa	3143.4	1199.8	1165.7	543.4	201.9	32.7	20.0	2.0	28.2
17	MORENO Emma	2217.4	725.6	854.9	435.8	186.8	14.2	15.0	1.0	26.0
18	SANTIAGO Iris Ashley	1726.7	768.6	600.6	200.2	157.3	0	11.0	0	24.9

#	Player	Total Distance (m)	Zone 1: 0-7 km/h (m)	Zone 2: 7-13km/h (m)	Zone 3: 13-19km/h (m)	Zone 4: 19-23km/h (m)	Zone 5: 23+ km/h (m)	High Speed Runs (Zone 4)	Sprints (Zone 5)	Top Speed (km/h)
1	McSHEFFREY Hope	4044.1	3048.3	877.3	115.7	2.9	0	1.0	0	20.6
2	LAS Nelly	9338.7	3559.6	3940.3	1193.8	422.7	222.3	52.0	10.0	30.4
3	MALTBY Rachel	9953.6	3726.9	4551.3	1018.4	562.5	94.4	52.0	7.0	27.6
4	HARBERT Laila	10955.3	3643.1	5463.6	1480.4	339.7	28.5	40.0	3.0	26.7
5	SHAW Zara	9754.3	3513.7	4730.7	1044.8	421.7	43.3	43.0	3.0	26.6
6	WELLESLEY-SMITH Cecily	9027.9	3454.2	3969.3	1013.8	480.1	110.5	47.0	7.0	28.5
7	PARKINSON Erica	11411.0	3577.9	5674.2	1722.2	400.9	35.8	42.0	5.0	26.6
8	JUNAID Omotara	11002.9	3767.4	5676.8	1315.7	232.5	10.5	25.0	2.0	25.5
9	JOHNSON Olivia	9730.9	4109.3	3850.6	1309.0	369.6	92.4	48.0	7.0	28.9
10	JONES Vera	9874.8	3465.5	4619.5	1249.7	430.8	109.3	52.0	10.0	28.3
20	OBOAVWODUO Jane	7648.3	3628.2	2778.2	699.2	451.5	91.2	43.0	11.0	28.4
12	HARWOOD Sophie	1692.3	686.1	627.9	227.7	114.5	36.1	16.0	2.0	26.7
18	FISHER Izzy	553.5	156.3	235.1	71.6	68.0	22.6	6.0	1.0	27.9
19	GRAY Eva	825.5	238.3	265.8	224.3	75.6	21.6	9.0	2.0	26.8



FIFA
U-17 WOMEN'S
WORLD CUP
DOMINICAN REPUBLIC 2024

