

FIFA
U-20 WOMEN'S WORLD CUP
COLOMBIA 2024

USA 0 - 1 Korea DPR

Semi-final - Match 49

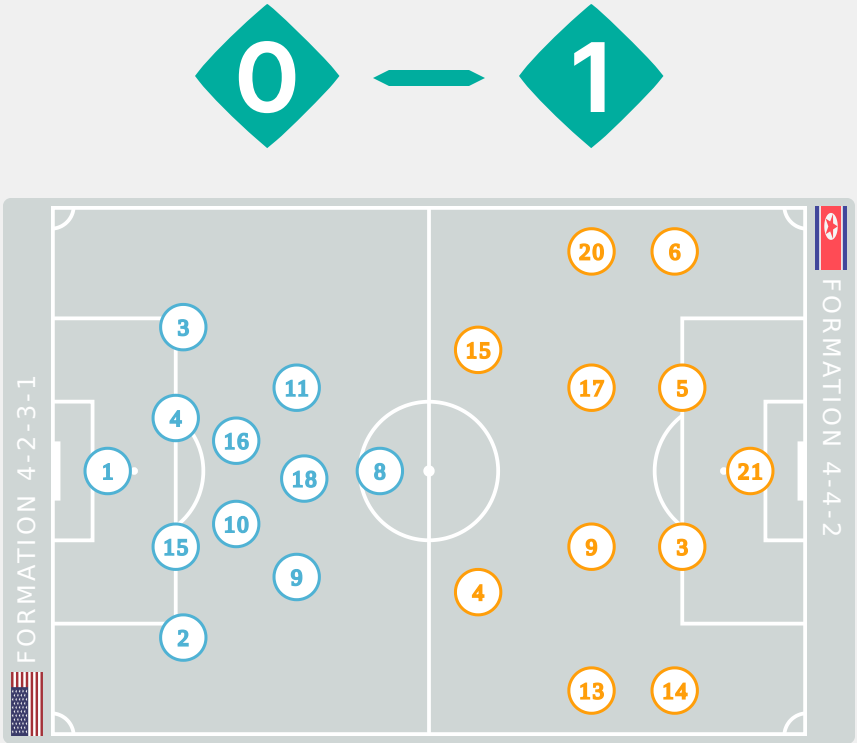
18 September 2024

16:30 Kick Off

Pascual Guerrero Stadium

POST MATCH SUMMARY REPORT

Match Summary - Teams



STARTING

- 1 GK WY Teagan
- 2 DF THOMPSON Gisele ↓ 57'
- 3 DF KING Savannah
- 4 DF BUGG Jordyn ↓ 87'
- 8 FW DUDLEY Jordynn 36' ↓ 57'
- 9 FW SENTNOR Ally
- 10 MF LEMOS Ally
- 11 FW ADAMES Emeri ↓ 87'
- 15 DF GILCHRIST Heather
- 16 MF JACKSON Riley 94'
- 18 MF McCORMACK Yuna ↓ 78'

SUBSTITUTES

- 12 GK GRESS Mackenzie
- 21 GK BIRKEL Caroline
- 5 DF EVANS Elise ↑ 87'
- 6 MF HUTTON Claire
- 7 FW RILEY Giana
- 13 DF KLENKE Leah ↑ 57'
- 14 MF SUAREZ Taylor ↑ 87'
- 17 FW DAHLIEN Maddie ↑ 78'
- 19 FW TORDIN Pietra ↑ 57'
- 20 MF HALPERN Addison

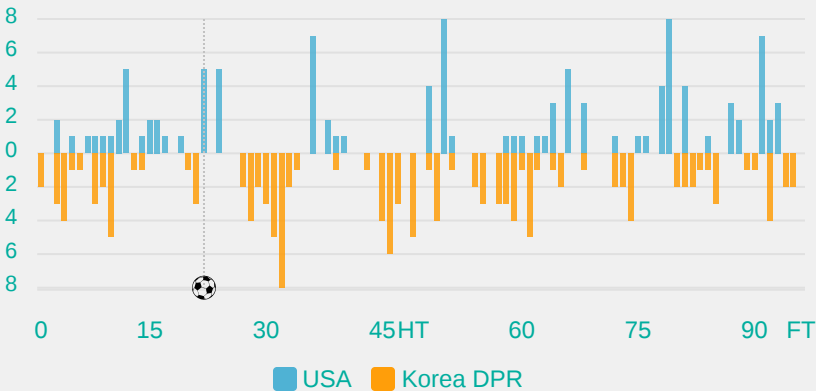
STARTING

- CHAE Un Gyong GK 21
- HAN Hong Ryon DF 3
- ↓ 90+2' SIN Hyang FW 4
- OH Sol Song DF 5
- KIM Kang Mi DF 6
- KIM Song Gyong MF 9
- ↓ 90+1' JON Ryong Jong MF 13
- HWANG Yu Yong FW 14
- 22' CHOE Il Son FW 15
- ↓ 90+5' KIM Song Ok MF 17
- CHAE Un Yong MF 20

SUBSTITUTES

- HYON Son Gyong GK 1
- PAK Su Mi GK 18
- RI Su Yang DF 2
- ↑ 90+1' JONG Kum FW 7
- CHOE Song Gyong MF 8
- ↑ 90+2' PAK Mi Ryong FW 10
- HAM Ju Hyang MF 11
- ↑ 90+5' CHOE Kang Ryon MF 12
- PAK Hyo Son DF 16
- MIN Kyong Jin MF 19

Distribution in the Final Third



Match Summary - Key Statistics



Possession					
Total	<div><div>43.1%</div><div>9.7%</div><div>47.2%</div></div>		Total		
0	Goals				1
7 (3)	Attempts at Goal (On Target)				17 (3)
489 (389)	Total Passes (Complete)				476 (400)
80 %	Pass Completion %				84 %
75	Completed Line Breaks				92
2	Defensive Line Breaks				18
82	Receptions in the Final Third				104
8	Crosses				24
13	Ball Progressions				5
178 (40)	Defensive Pressures Applied (Direct Pressures)				178 (42)
50	Forced Turnovers				58
72	Second Balls				91
111.5 km	Total Distance Covered				111.6 km
4.5 km	Zone 4 - Low Speed Sprinting: 20-25 km/h				5.3 km



USA

Phases of Play

Korea DPR



IN POSSESSION



OUT OF POSSESSION

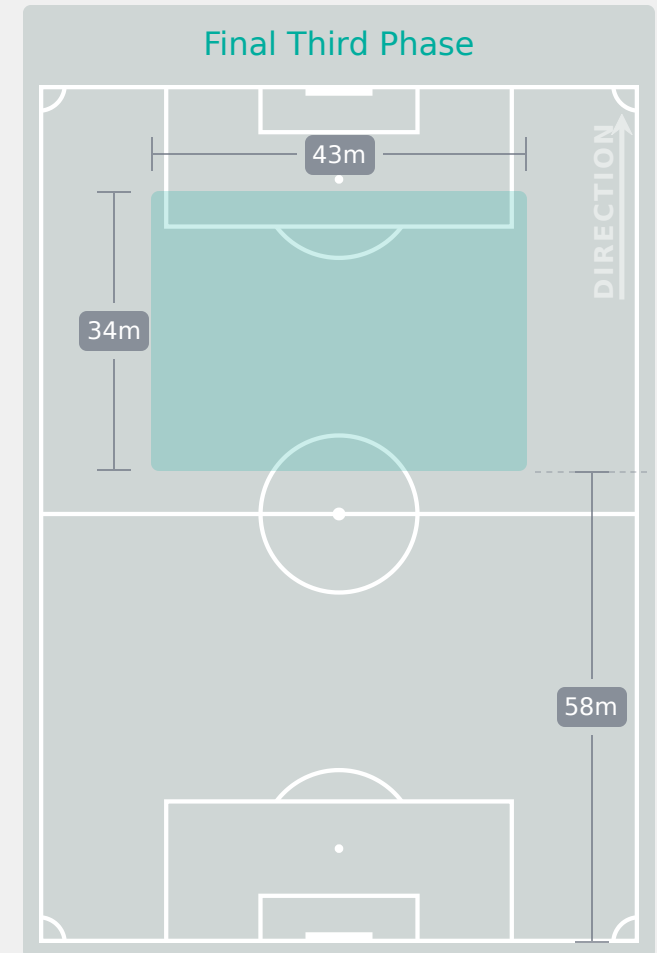
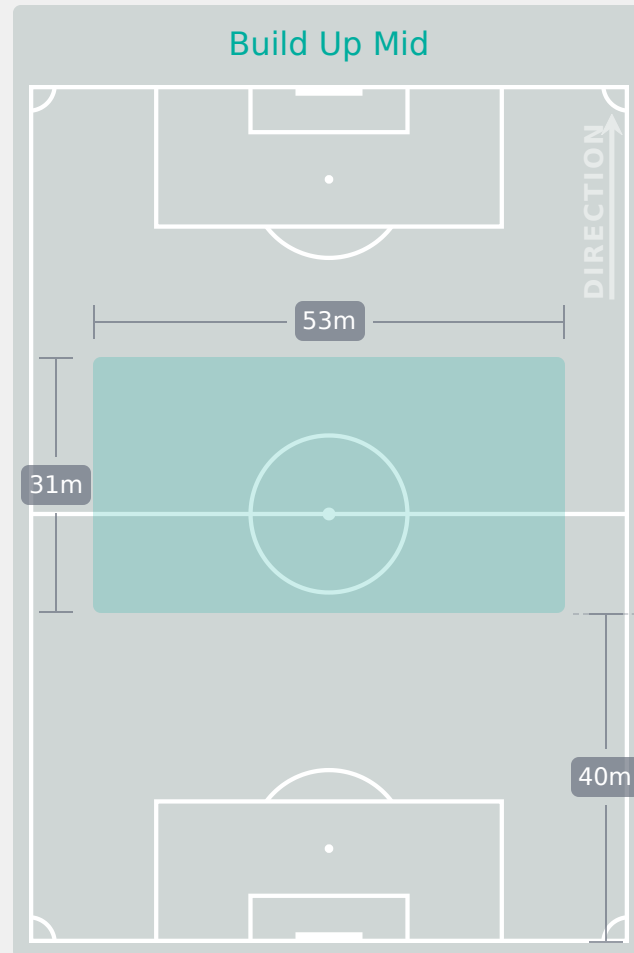
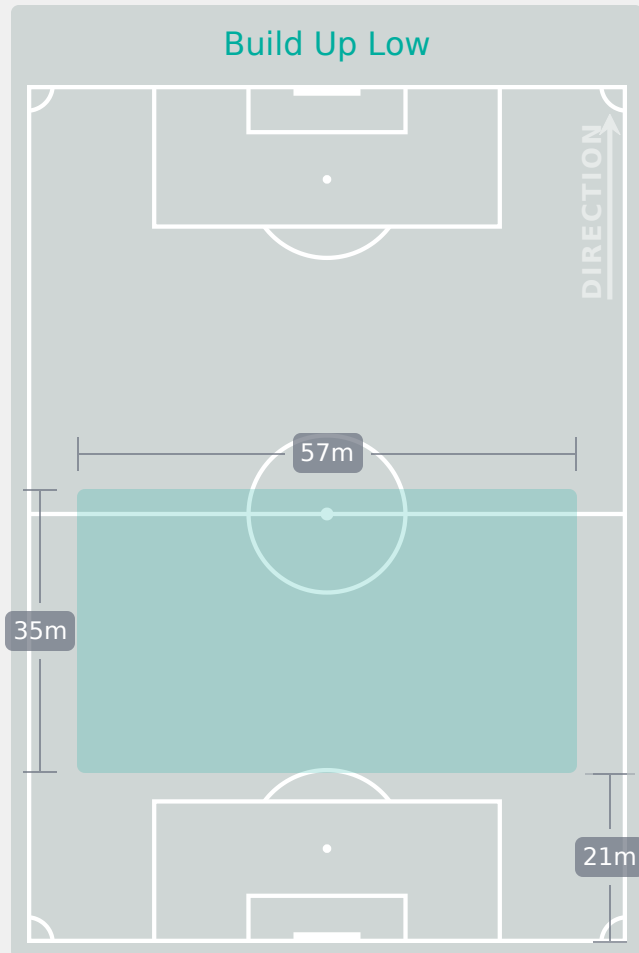




IN POSSESSION

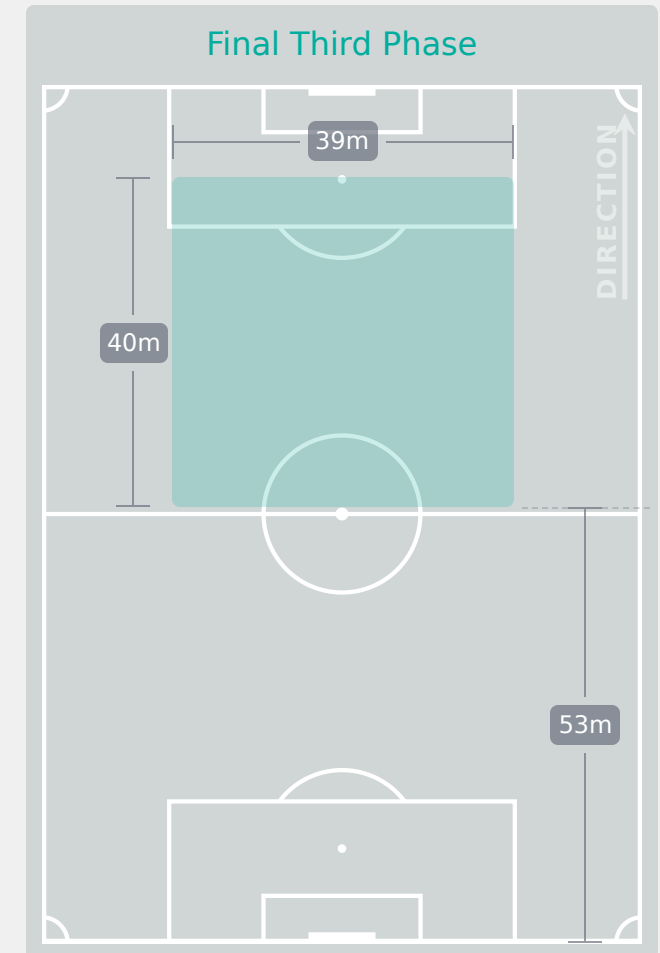
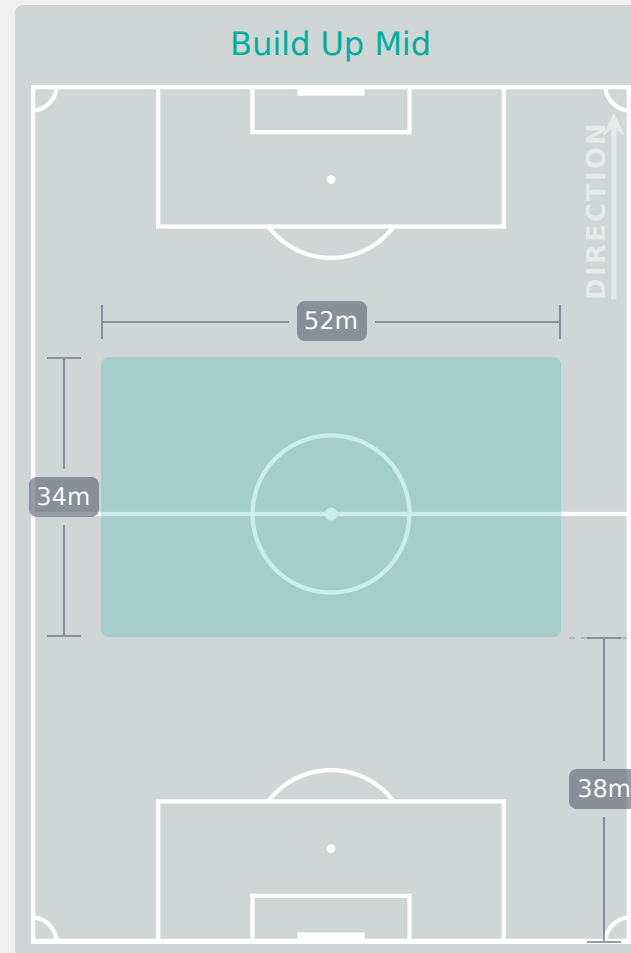
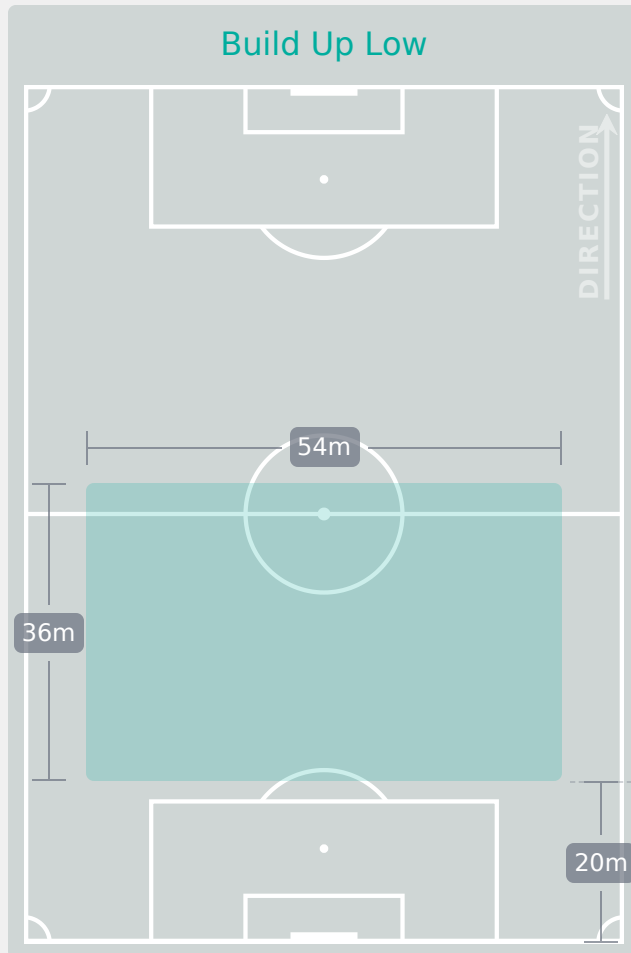
USA 0 - 1 Korea DPR

In Possession Line Height & Team Length



In Possession Line Height & Team Length

Korea DPR



Line Breaks



Attempted Line Breaks

129

39 Attempted

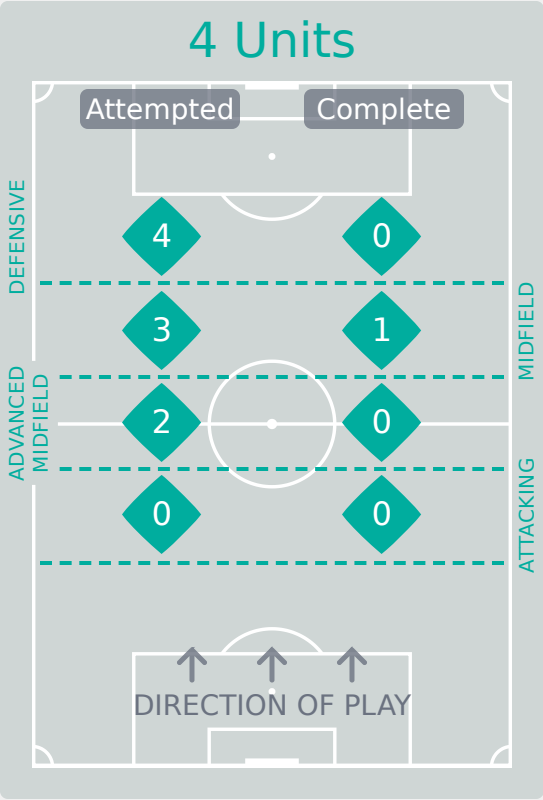
21 Complete

50 Attempted

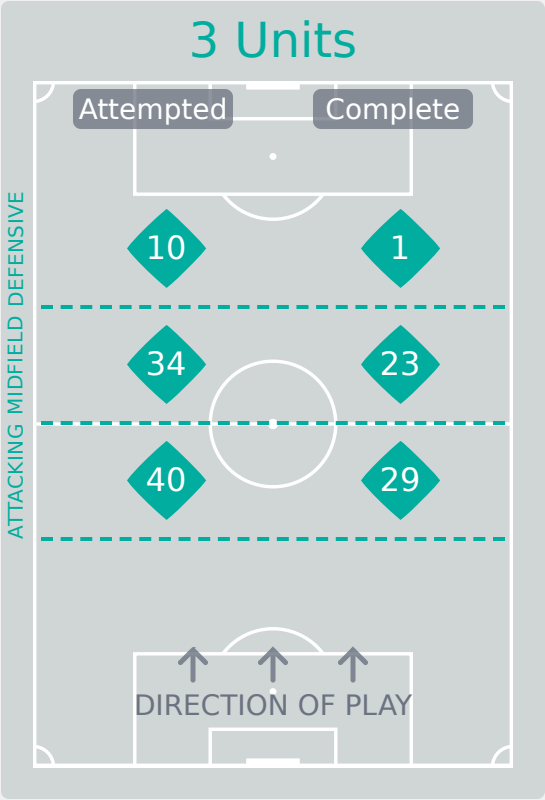
38 Complete

40 Attempted

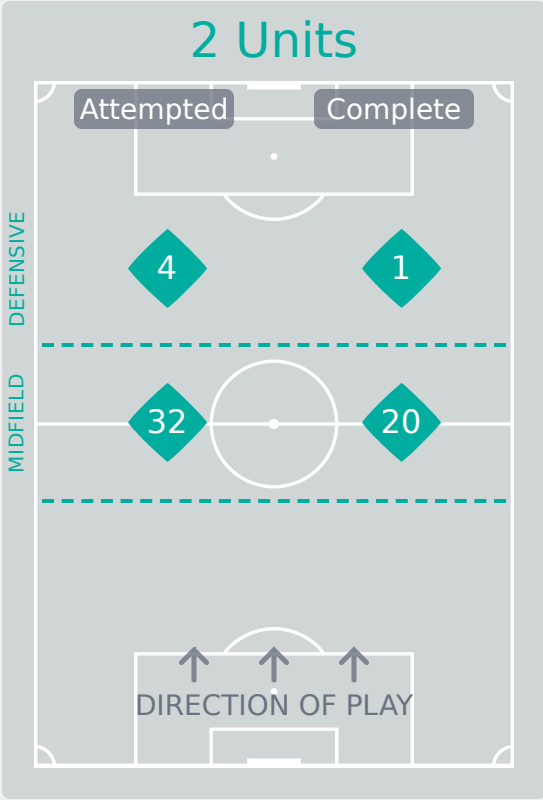
16 Complete



Attempted Line Breaks	9
Inside Shape	6
Outside Shape	3



Attempted Line Breaks	84
Inside Shape	55
Outside Shape	29



Attempted Line Breaks	36
Inside Shape	26
Outside Shape	10

Line Breaks



Attempted Line Breaks

133

32 Attempted

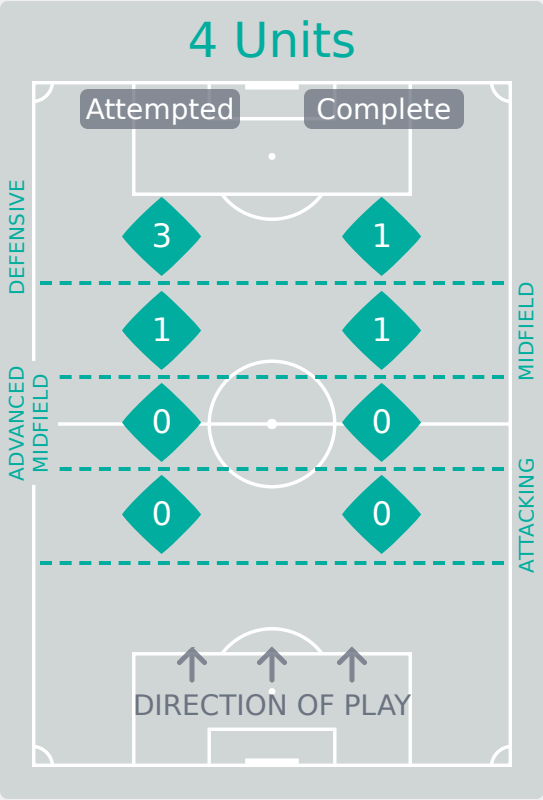
26 Complete

43 Attempted

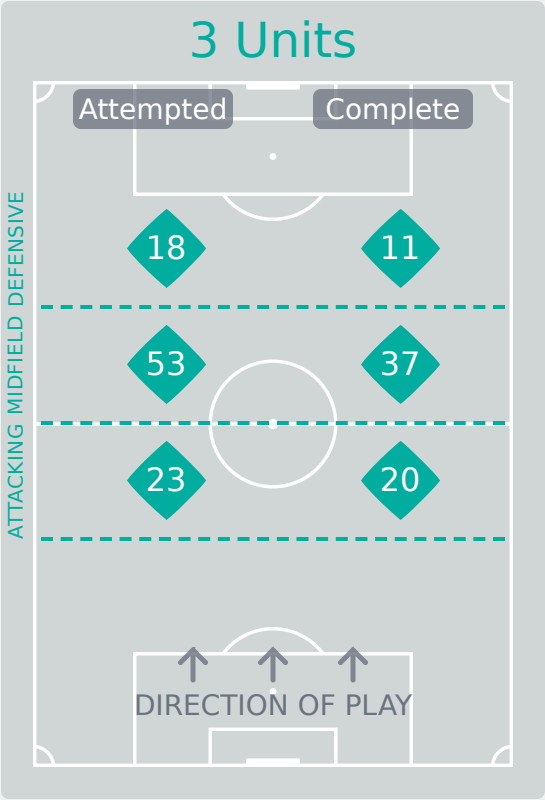
36 Complete

58 Attempted

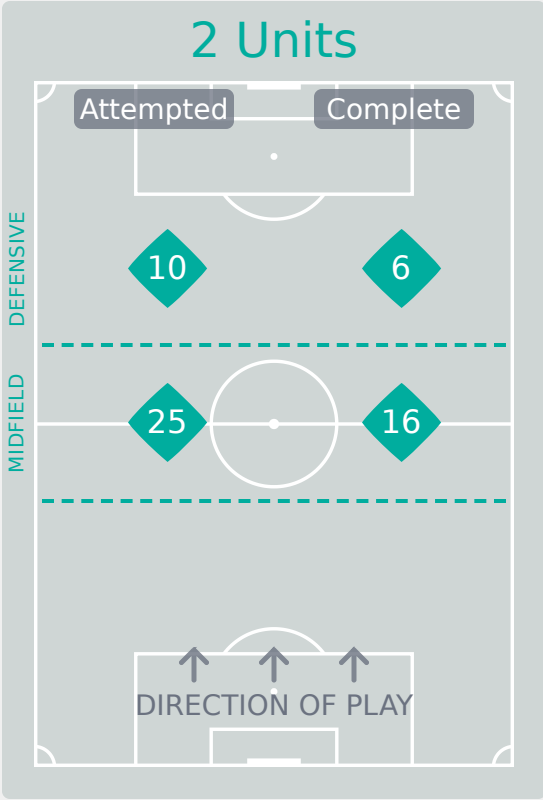
30 Complete



Attempted Line Breaks	4
Inside Shape	2
Outside Shape	2



Attempted Line Breaks	94
Inside Shape	56
Outside Shape	38



Attempted Line Breaks	35
Inside Shape	24
Outside Shape	11

Line Breaks



					4 Units				3 Units			2 Units		Direction			Distribution Type		
#	Player	Line Breaks Attempted	Line Breaks Completed	Line Break Completion %	Attacking Line	Attacking Midfield Line	Midfield Line	Defensive Line	Attacking Line	Midfield Line	Defensive Line	Midfield Line	Defensive Line	Through	Around	Over	Pass	Cross	Ball Progression
1	WY Teagan	5	0	0%	0	0	0	1	2	1	1	0	0	0	1	4	5	0	0
2	THOMPSON Gisele	5	4	80%	0	0	1	0	1	2	0	1	0	0	2	3	4	0	1
3	KING Savannah	37	22	59%	0	0	1	2	15	7	1	9	2	12	12	13	34	1	2
4	BUGG Jordyn	14	8	57%	0	1	0	0	4	4	1	4	0	6	1	7	13	0	1
8	DUDLEY Jordynn	3	1	33%	0	0	0	0	0	1	1	0	1	3	0	0	3	0	0
9	SENTNOR Ally	4	3	75%	0	0	0	0	0	2	1	1	0	0	2	2	4	0	0
10	LEMONS Ally	9	5	56%	0	1	1	1	0	0	1	5	0	5	2	2	8	0	1
11	ADAMES Emeri	10	3	30%	0	0	0	0	2	4	2	1	1	2	7	1	9	0	1
15	GILCHRIST Heather	18	13	72%	0	0	0	0	10	2	1	5	0	4	12	2	16	0	2
16	JACKSON Riley	7	6	86%	0	0	0	0	3	3	0	1	0	3	4	0	7	0	0
18	McCORMACK Yuna	1	1	100%	0	0	0	0	0	1	0	0	0	0	1	0	1	0	0
5	EVANS Elise	3	2	67%	0	0	0	0	2	0	0	1	0	1	1	1	3	0	0
13	KLENKE Leah	10	5	50%	0	0	0	0	1	6	0	3	0	1	4	5	9	1	0
14	SUAREZ Taylor	2	1	50%	0	0	0	0	0	0	1	1	0	1	1	0	2	0	0
17	DAHLIEN Maddie	0	0	0%	0	0	0	0	0	0	0	0	0	0	0	0	0	0	0
19	TORDIN Pietra	1	1	100%	0	0	0	0	0	1	0	0	0	1	0	0	1	0	0

Line Breaks

[illegible]

Passing Networks



#	Passes From ↓ to →	WY Teagan	THOMPSON Gisele	KING Savannah	BUGG Jordyn	DUDLEY Jordynn	SENTNOR Ally	LEMOs Ally	ADAMES Emeri	GILCHRIST Heather	JACKSON Riley	McCORMACK Yuna	EVANS Elise	KLENKE Leah	SUAREZ Taylor	DAHLIEN Maddie	TORDIN Pietra
1	WY Teagan		0	7	4	0	0	0	1	11	3	0	0	1	0	0	0
2	THOMPSON Gisele	1		0	1	1	2	3	0	8	0	0	0	0	0	0	0
3	KING Savannah	1	0		15	2	1	0	9	2	13	3	0	0	0	1	2
4	BUGG Jordyn	2	0	17		3	0	7	2	18	13	0	0	0	0	0	1
8	DUDLEY Jordynn	0	0	0	0		1	2	1	0	1	1	0	0	0	0	0
9	SENTNOR Ally	0	4	0	0	1		5	2	1	5	0	0	1	0	0	0
10	LEMOs Ally	0	3	4	4	1	5		0	7	3	0	0	1	0	0	1
11	ADAMES Emeri	0	0	1	0	2	1	1		0	2	1	0	0	0	0	0
15	GILCHRIST Heather	6	4	10	24	1	3	5	1		4	0	0	3	0	0	0
16	JACKSON Riley	1	2	11	13	0	9	2	3	11		0	2	1	0	0	2
18	McCORMACK Yuna	0	0	1	1	1	1	1	0	1	0		0	0	0	0	1
5	EVANS Elise	0	0	1	0	0	0	0	0	0	1	0		0	1	0	0
13	KLENKE Leah	0	0	1	1	0	4	1	0	1	1	0	1		0	0	0
14	SUAREZ Taylor	0	0	0	0	0	0	0	0	0	0	0	0	2		0	0
17	DAHLIEN Maddie	0	0	0	0	0	1	0	0	0	0	0	0	0	0		0
19	TORDIN Pietra	0	0	1	0	0	1	0	2	0	1	0	0	2	1	0	

Top 5 Player to Player Passers		
Player	Passed To	% of Total Team Passes
GILCHRIST Heather	BUGG Jordyn	6.6%
BUGG Jordyn	GILCHRIST Heather	4.9%
BUGG Jordyn	KING Savannah	4.6%

KING Savannah	BUGG Jordyn	4.1%
KING Savannah	JACKSON Riley	3.6%

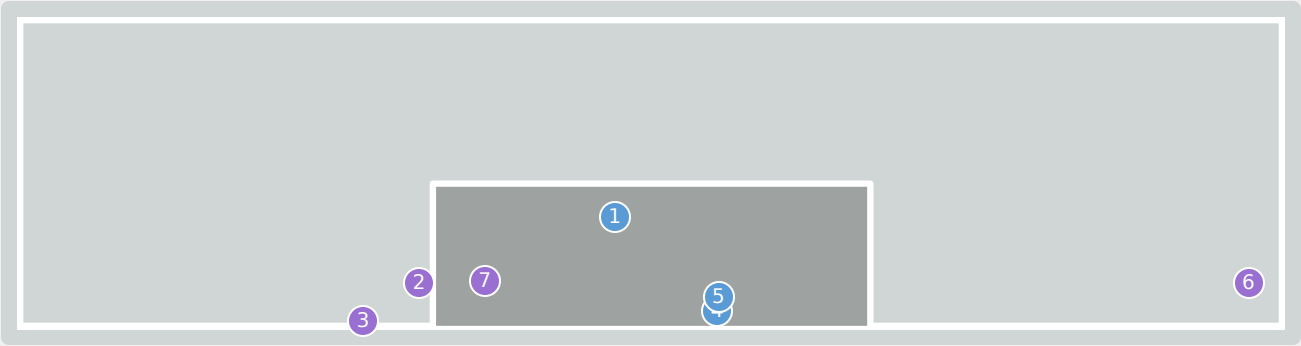
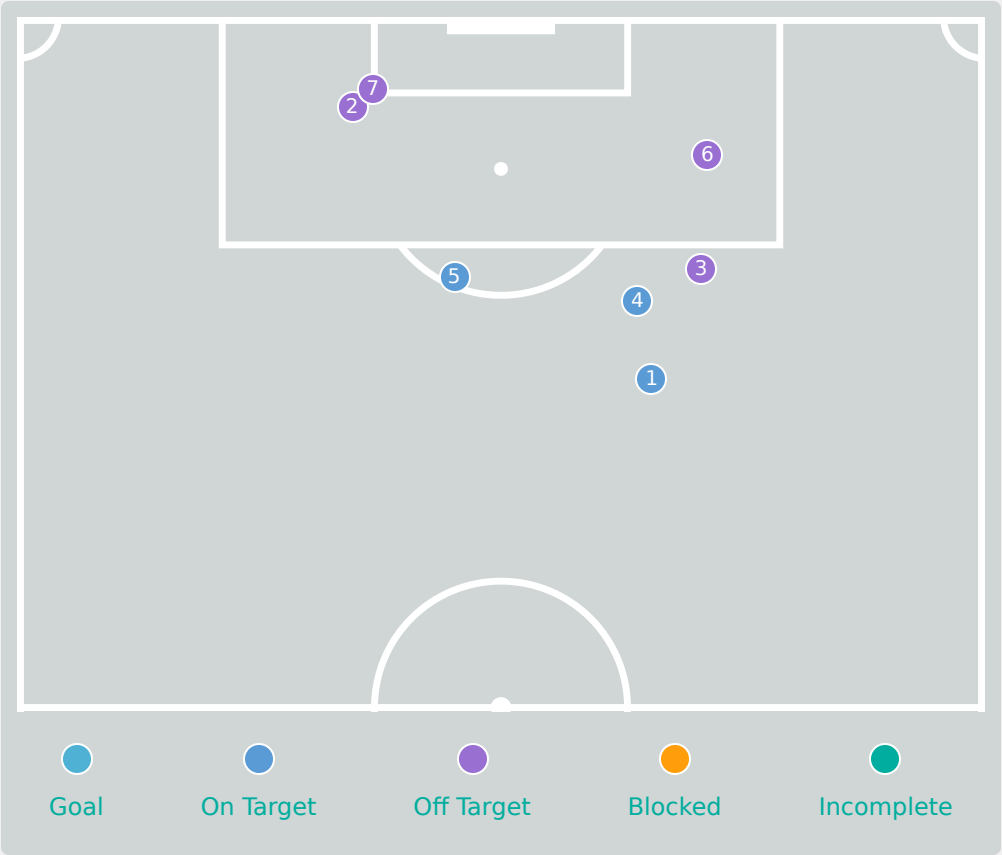
Passing Networks



#	Passes From ↓ to →	CHAE Un Gyong	HAN Hong Ryon	SIN Hyang	OH Sol Song	KIM Kang Mi	KIM Song Gyong	JON Ryong Jong	HWANG Yu Yong	CHOE II Son	KIM Song Ok	CHAE Un Yong	JONG Kum	PAK Mi Ryong	CHOE Kang Ryon
21	CHAE Un Gyong		25	0	14	1	5	0	0	0	0	1	0	0	0
3	HAN Hong Ryon	15		1	11	0	13	1	8	3	0	0	0	0	0
4	SIN Hyang	0	0		1	2	3	4	3	4	3	5	0	0	0
5	OH Sol Song	15	12	3		11	11	0	0	1	4	5	0	0	0
6	KIM Kang Mi	0	1	3	9		3	0	0	2	2	4	0	0	0
9	KIM Song Gyong	3	9	1	14	3		5	7	5	2	7	0	0	0
13	JON Ryong Jong	0	5	2	0	0	3		6	5	2	3	0	0	0
14	HWANG Yu Yong	0	5	4	0	0	2	6		2	0	0	0	0	0
15	CHOE II Son	0	0	5	0	1	3	6	2		0	3	1	0	0
17	KIM Song Ok	0	0	4	2	3	4	3	1	3		4	0	0	0
20	CHAE Un Yong	1	1	4	2	7	2	3	0	7	2		0	0	0
7	JONG Kum	0	0	0	0	0	0	0	0	0	0	1		0	0
10	PAK Mi Ryong	0	0	0	0	0	0	0	0	0	0	1	0		0
12	CHOE Kang Ryon	0	0	0	0	0	0	0	0	0	0	0	0	0	

Top 5 Player to Player Passers		
Player	Passed To	% of Total Team Passes
CHAE Un Gyong	HAN Hong Ryon	6.5%
HAN Hong Ryon	CHAE Un Gyong	3.9%
OH Sol Song	CHAE Un Gyong	3.9%
CHAE Un Gyong	OH Sol Song	3.6%
KIM Song Gyong	OH Sol Song	3.6%

Attempts at Goal



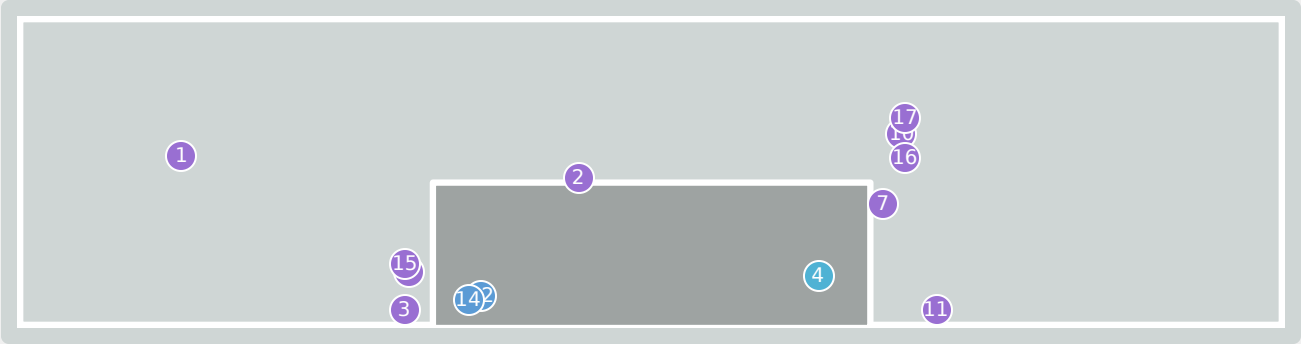
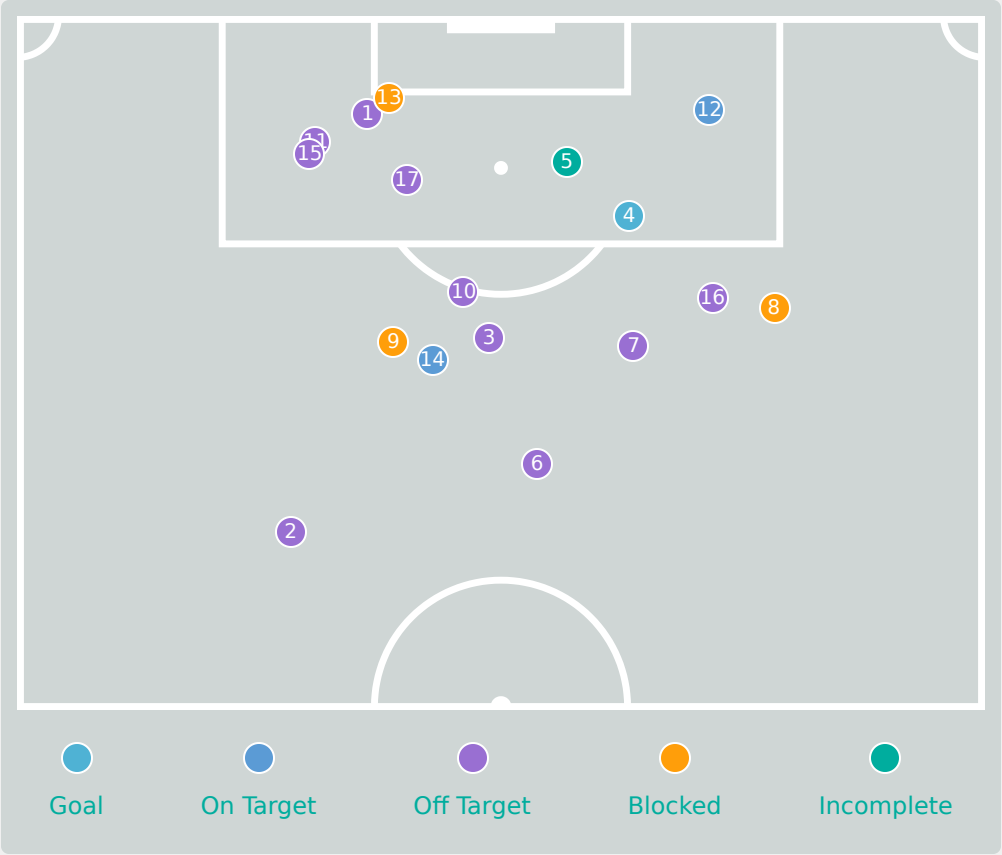
Key	Outcome	Shots
●	Goals	0
●	On Target	3
●	Off Target	4
●	Blocked	0
●	Incomplete	0

Attempts at Goal



Time	Player	Outcome	Body Part	Delivery Type
0	11 ADAMES Emeri	On Target - Saved	Left Foot	Freekick
11	11 ADAMES Emeri	Off Target	Left Foot	Pass
17	9 SENTNOR Ally	Off Target	Right Foot	Pass
51	9 SENTNOR Ally	On Target - Saved	Left Foot	Pass
75	19 TORDIN Pietra	On Target - Saved	Right Foot	Pass
77	19 TORDIN Pietra	Deflected Off Target - Defensive Event	Left Foot	Loose Ball
78	4 BUGG Jordyn	Deflected Off Target - Defensive Event	Head	Corner

Attempts at Goal



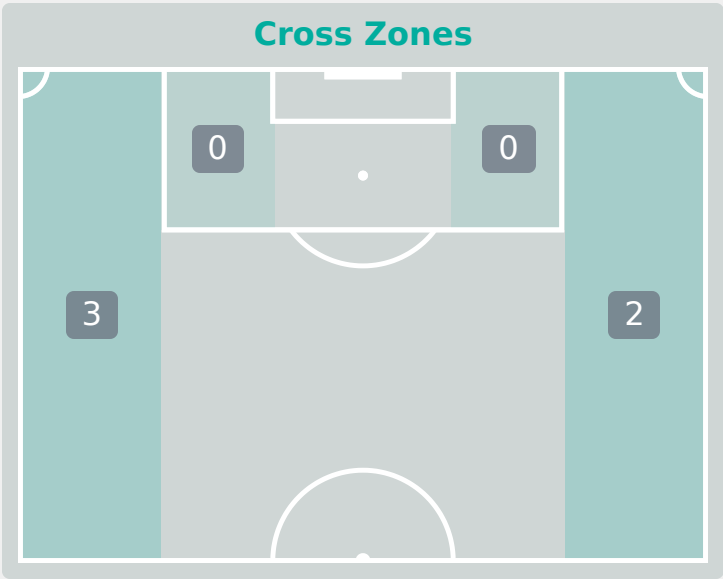
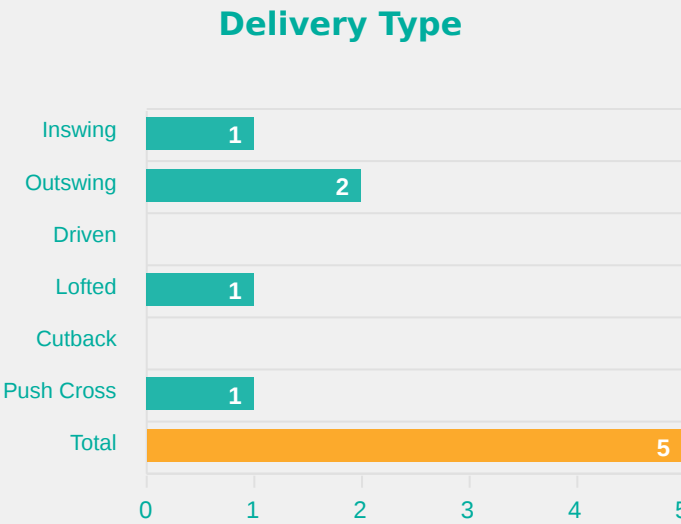
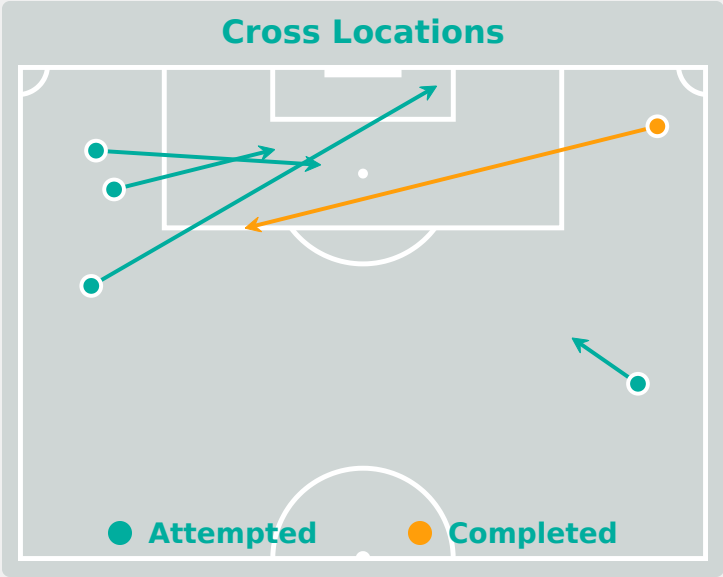
Key	Outcome	Shots
●	Goals	1
●	On Target	2
●	Off Target	10
●	Blocked	3
●	Incomplete	1

Attempts at Goal



Time	Player	Outcome	Body Part	Delivery Type
1	3 HAN Hong Ryon	Off Target	Head	Corner
6	9 KIM Song Gyong	Off Target	Left Foot	Other
15	4 SIN Hyang	Off Target	Right Foot	Other
21	15 CHOE Il Son	On Target - Goal	Left Foot	Pass
28	13 JON Ryong Jong	Incomplete - Defensive Event	Right Foot	Pass
39	9 KIM Song Gyong	Off Target - Saved	Right Foot	Loose Ball
44	9 KIM Song Gyong	Off Target	Right Foot	Loose Ball
46	9 KIM Song Gyong	Incomplete - Blocked	Left Foot	Corner
46	14 HWANG Yu Yong	Incomplete - Blocked	Right Foot	Loose Ball
47	9 KIM Song Gyong	Off Target	Right Foot	Loose Ball
49	13 JON Ryong Jong	Off Target	Left Foot	Pass
49	20 CHAE Un Yong	On Target - Saved	Right Foot	Pass
59	13 JON Ryong Jong	Incomplete - Blocked	Right Foot	Loose Ball
61	13 JON Ryong Jong	On Target - Saved	Right Foot	Loose Ball
65	14 HWANG Yu Yong	Off Target	Left Foot	Pass
74	6 KIM Kang Mi	Off Target	Right Foot	Interception
82	13 JON Ryong Jong	Off Target	Right Foot	Cross

Crosses (Open Play)



Attempted

5

Completed

1

Most Crosses Attempted

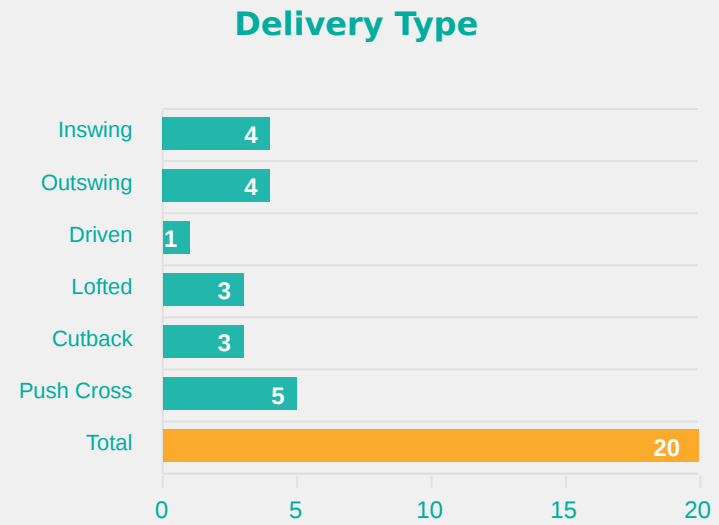
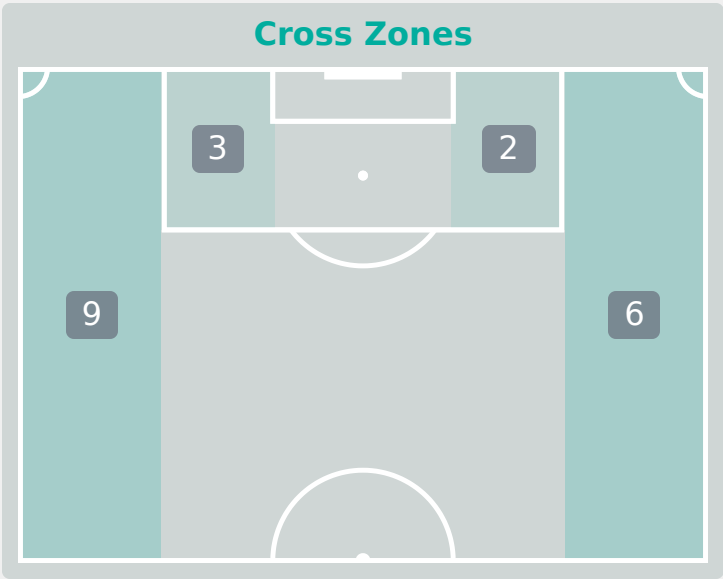
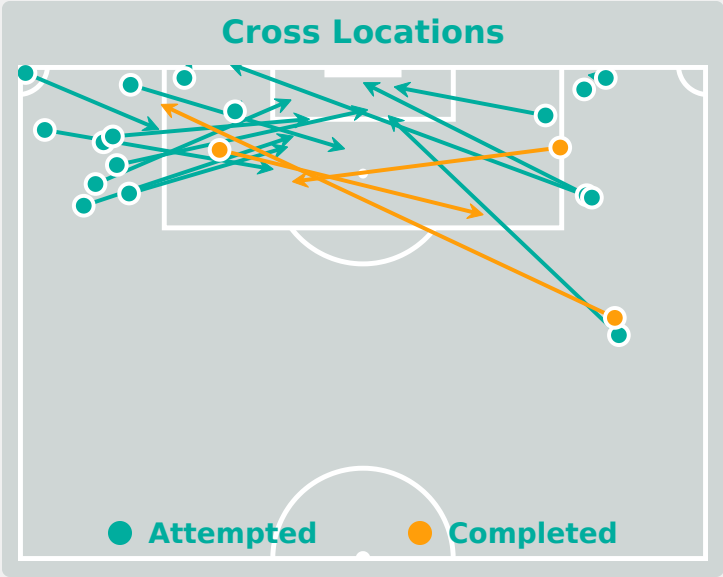
2

KLENKE Leah

BENCH

#	Player	Inswing	Outswing	Driven	Lofted	Cutback	Push Cross	Total Attempted
1	WY Teagan	0	0	0	0	0	0	0
2	THOMPSON Gisele	0	0	0	0	0	0	0
3	KING Savannah	1	0	0	0	0	0	1
4	BUGG Jordyn	0	0	0	0	0	0	0
8	DUDLEY Jordynn	0	0	0	0	0	0	0
9	SENTNOR Ally	0	0	0	0	0	0	0
10	LEMONS Ally	0	0	0	0	0	0	0
11	ADAMES Emeri	0	1	0	0	0	1	2
15	GILCHRIST Heather	0	0	0	0	0	0	0
16	JACKSON Riley	0	0	0	0	0	0	0
18	McCORMACK Yuna	0	0	0	0	0	0	0
5	EVANS Elise	0	0	0	0	0	0	0
13	KLENKE Leah	0	1	0	1	0	0	2
14	SUAREZ Taylor	0	0	0	0	0	0	0
17	DAHLIEN Maddie	0	0	0	0	0	0	0
19	TORDIN Pietra	0	0	0	0	0	0	0

Crosses (Open Play)



Attempted

20

Completed

3

Most Crosses Attempted

7

CHAE Un Yong

RIGHT MIDFIELD

Korea DPR

#	Player	Inswing	Outswing	Driven	Lofted	Cutback	Push Cross	Total Attempted
21	CHAE Un Gyong	0	0	0	0	0	0	0
3	HAN Hong Ryon	0	1	0	0	0	0	1
4	SIN Hyang	0	0	0	0	1	0	1
5	OH Sol Song	0	0	0	0	0	0	0
6	KIM Kang Mi	0	0	0	1	0	0	1
9	KIM Song Gyong	1	0	0	0	0	0	1
13	JON Ryong Jong	1	2	0	1	0	1	5
14	HWANG Yu Yong	0	0	0	0	0	1	1
15	CHOE Il Son	0	0	1	0	0	1	2
17	KIM Song Ok	0	0	0	0	0	0	0
20	CHAE Un Yong	1	1	0	1	2	2	7
7	JONG Kum	1	0	0	0	0	0	1
10	PAK Mi Ryong	0	0	0	0	0	0	0
12	CHOE Kang Ryon	0	0	0	0	0	0	0

Offering to Receive



284

Total Offers Made

114

Total Offers Received

Most Offers

68

JACKSON Riley

DEFENSIVE MIDFIELD CENTRE LEFT

61

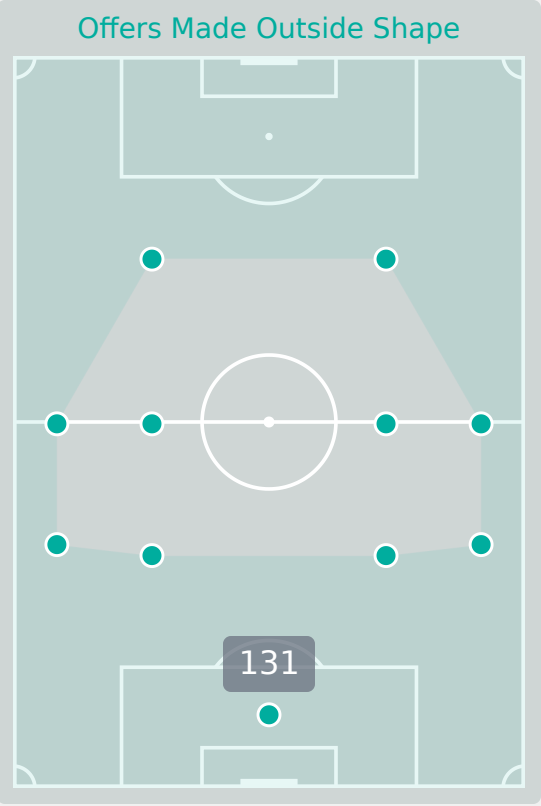
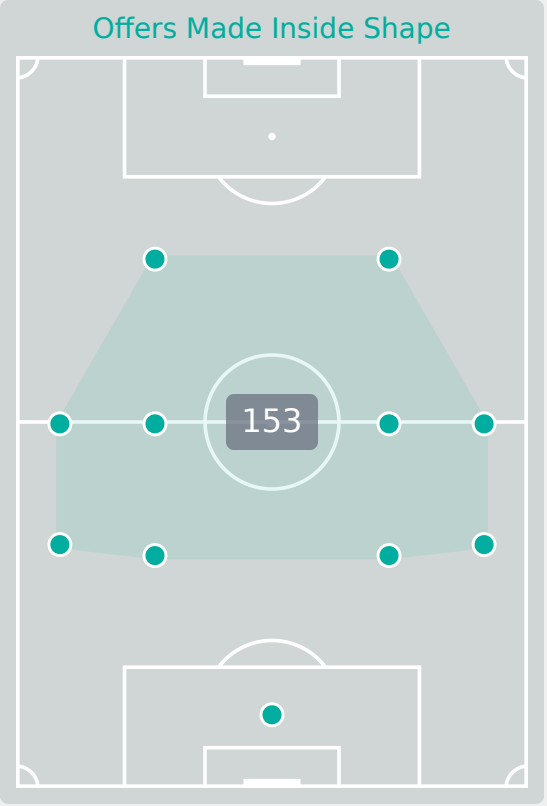
Offers Made in Final Third

170

Offers Made in Middle Third

53

Offers Made in Defensive Third



#	Player	Offers Made	Offers Received	% Made & Received
1	WY Teagan	3	1	33.3%
2	THOMPSON Gisele	11	2	18.2%
3	KING Savannah	16	14	87.5%
4	BUGG Jordyn	4	2	50%
8	DUDLEY Jordynn	6	1	16.7%
9	SENTNOR Ally	31	16	51.6%
10	LEMONS Ally	44	9	20.5%
11	ADAMES Emeri	22	15	68.2%
15	GILCHRIST Heather	14	7	50%
16	JACKSON Riley	68	35	51.5%
18	McCORMACK Yuna	35	3	8.6%
5	EVANS Elise	0	0	0%
13	KLENKE Leah	15	4	26.7%
14	SUAREZ Taylor	2	1	50%
17	DAHLIEN Maddie	4	0	0%
19	TORDIN Pietra	9	4	44.4%

Offering to Receive

212

Total Offers Made

91

Total Offers Received

Most Offers

52

CHAE Un Yong

RIGHT MIDFIELD

100

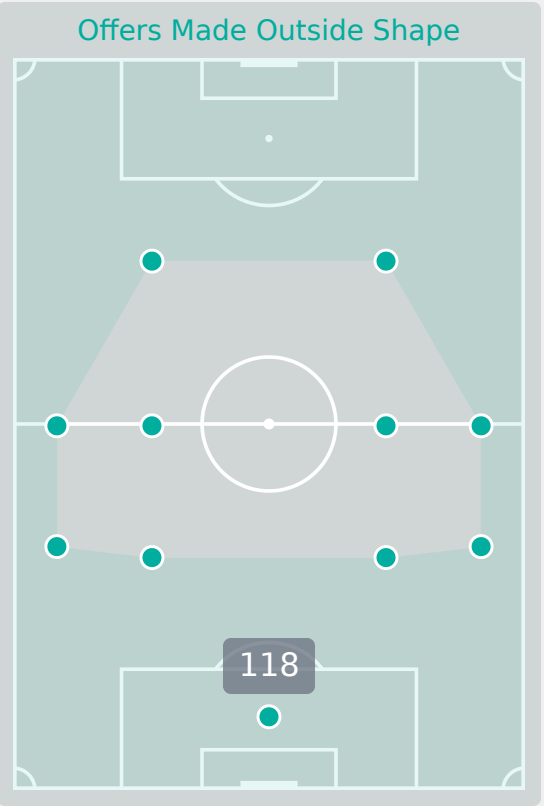
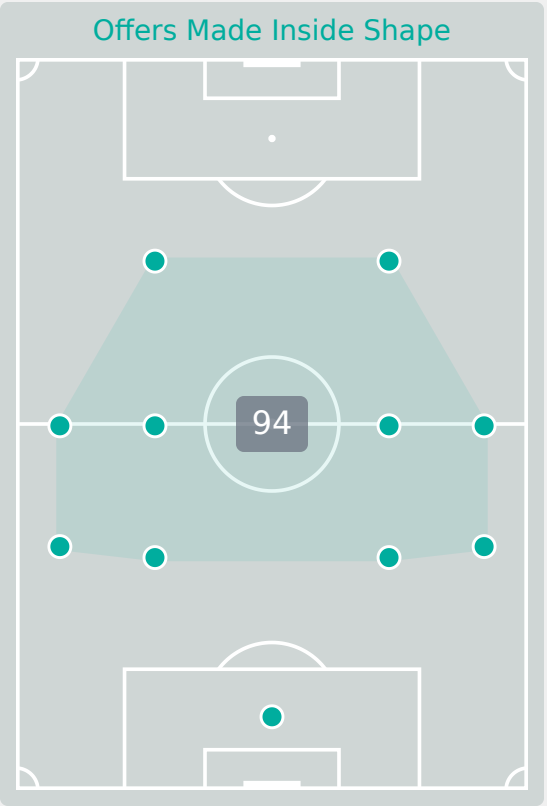
Offers Made in Final Third

86

Offers Made in Middle Third

26

Offers Made in Defensive Third



Korea DPR

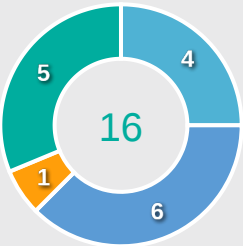
#	Player	Offers Made	Offers Received	% Made & Received
21	CHAE Un Gyong	0	0	0%
3	HAN Hong Ryon	4	2	50%
4	SIN Hyang	10	6	60%
5	OH Sol Song	4	4	100%
6	KIM Kang Mi	6	3	50%
9	KIM Song Gyong	18	8	44.4%
13	JON Ryong Jong	27	8	29.6%
14	HWANG Yu Yong	2	2	100%
15	CHOE Il Son	45	20	44.4%
17	KIM Song Ok	41	14	34.1%
20	CHAE Un Yong	52	24	46.2%
7	JONG Kum	1	0	0%
10	PAK Mi Ryong	2	0	0%
12	CHOE Kang Ryon	0	0	0%

Movement to Receive

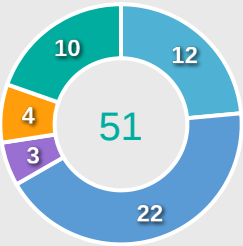


Movement Types by Phase

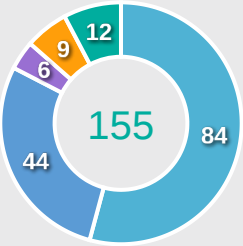
Final Third Phase



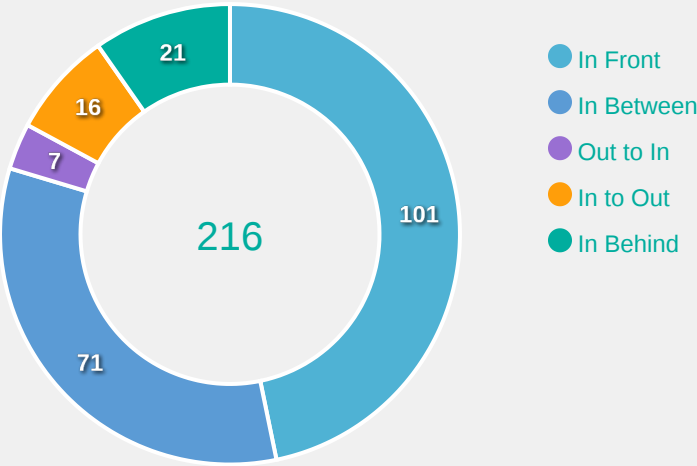
Progression Phase



Build Up Phase



All Movement Types

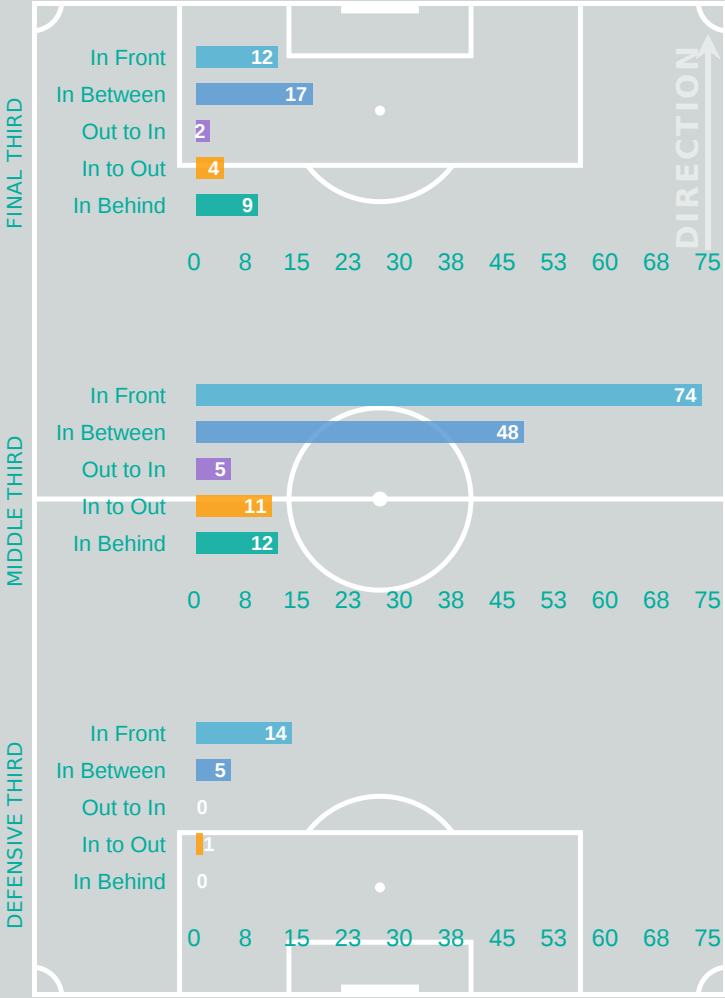


- In Front
- In Between
- Out to In
- In to Out
- In Behind

Top Ranked Players

Type	Player	Movements
In Front	16 JACKSON Riley	43
In Between	16 JACKSON Riley	17
Out to In	2 THOMPSON Gisele	2
In to Out	18 McCORMACK Yuna	4
In Behind	18 McCORMACK Yuna	5

Movement Types Pitch Third

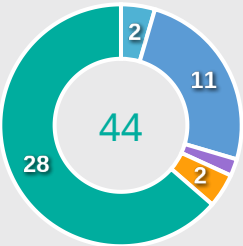


Movement to Receive

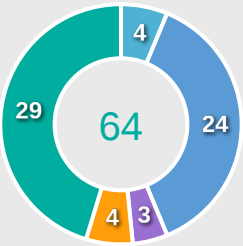


Movement Types by Phase

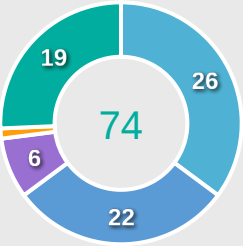
Final Third Phase



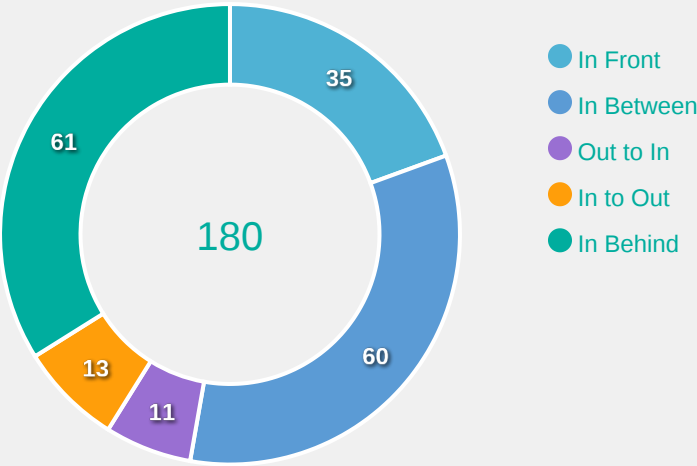
Progression Phase



Build Up Phase



All Movement Types

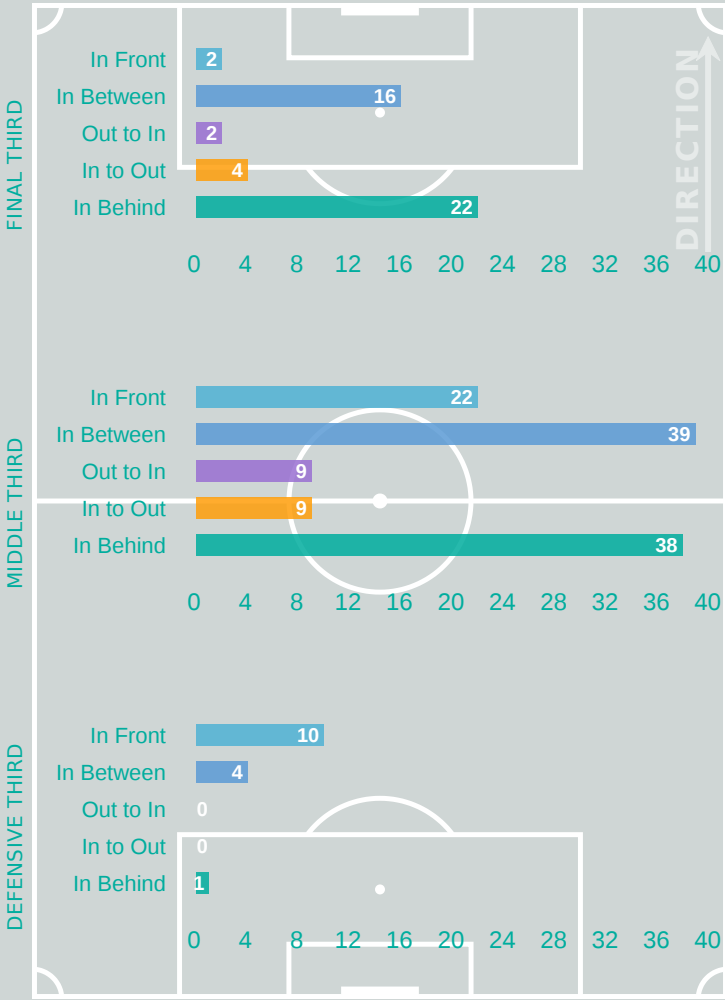


- In Front
- In Between
- Out to In
- In to Out
- In Behind

Top Ranked Players

Type	Player	Movements
In Front	9 KIM Song Gyong	15
In Between	17 KIM Song Ok	29
Out to In	13 JON Ryong Jong	4
In to Out	20 CHAE Un Yong	7
In Behind	15 CHOE Il Son	26

Movement Types Pitch Third





OUT OF POSSESSION

USA 0 - 1 Korea DPR

Defensive Actions



50

Forced Turnovers

39

Possession Regained

6

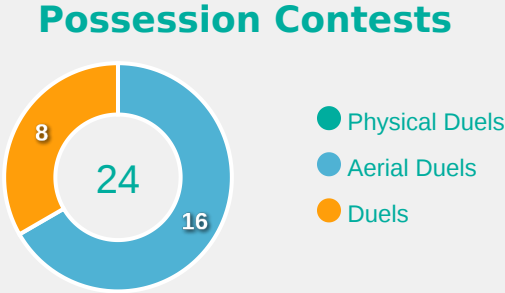
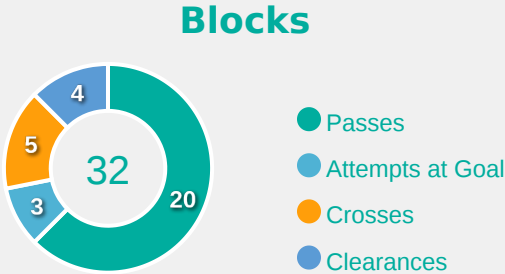
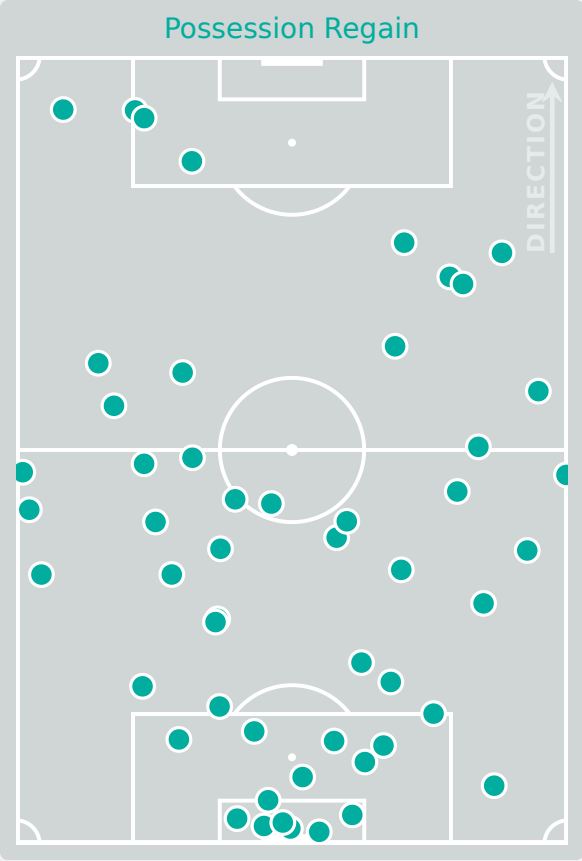
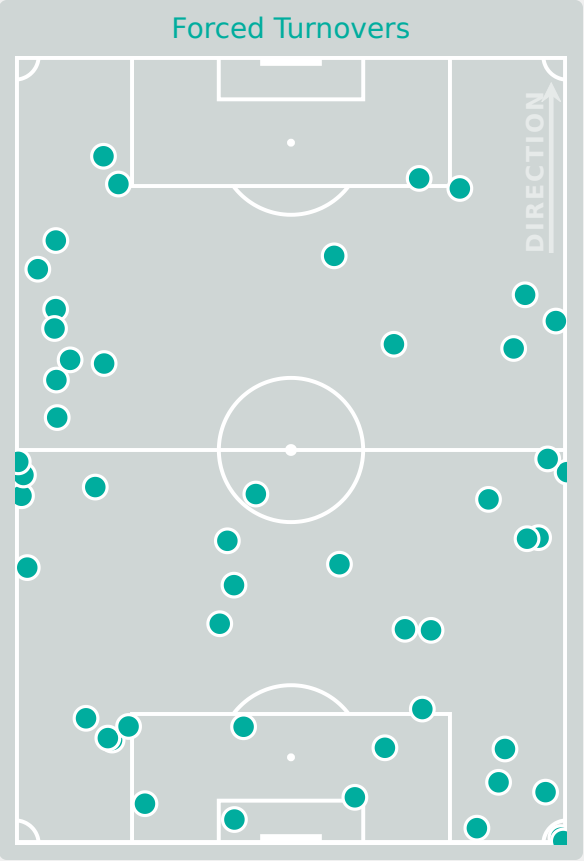
Interceptions

26

Tackles

4.38

Possession Actions / Defensive Action



Most Possession Regains

7

WY Teagan
GOALKEEPER

#	Player	Total Possession Regains
1	WY Teagan	7
2	THOMPSON Gisele	3
3	KING Savannah	7
4	BUGG Jordyn	4
8	DUDLEY Jordynn	0
9	SENTNOR Ally	2
10	LEMOS Ally	1
11	ADAMES Emeri	2
15	GILCHRIST Heather	5
16	JACKSON Riley	5
18	McCORMACK Yuna	1
5	EVANS Elise	0
13	KLENKE Leah	1
14	SUAREZ Taylor	0
17	DAHLIEN Maddie	1
19	TORDIN Pietra	0

Defensive Actions

58

Forced Turnovers

45

Possession Regained

7

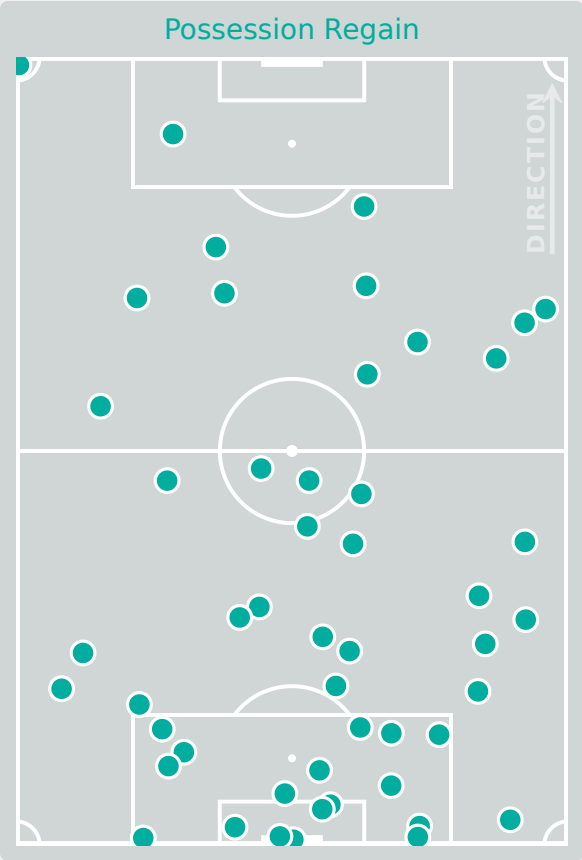
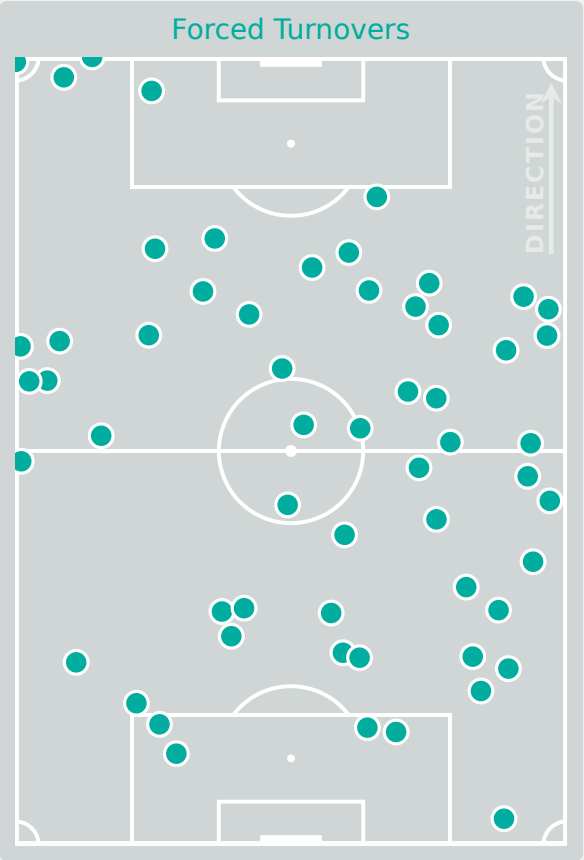
Interceptions

24

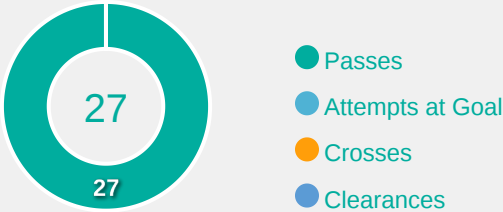
Tackles

4.54

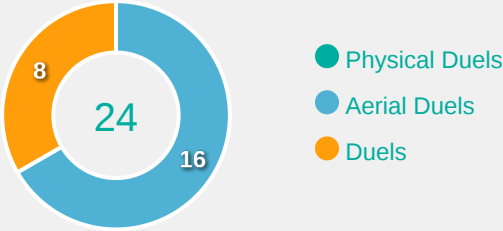
Possession Actions / Defensive Action



Blocks



Possession Contests



Most Possession Regains

10

CHAE Un Gyong

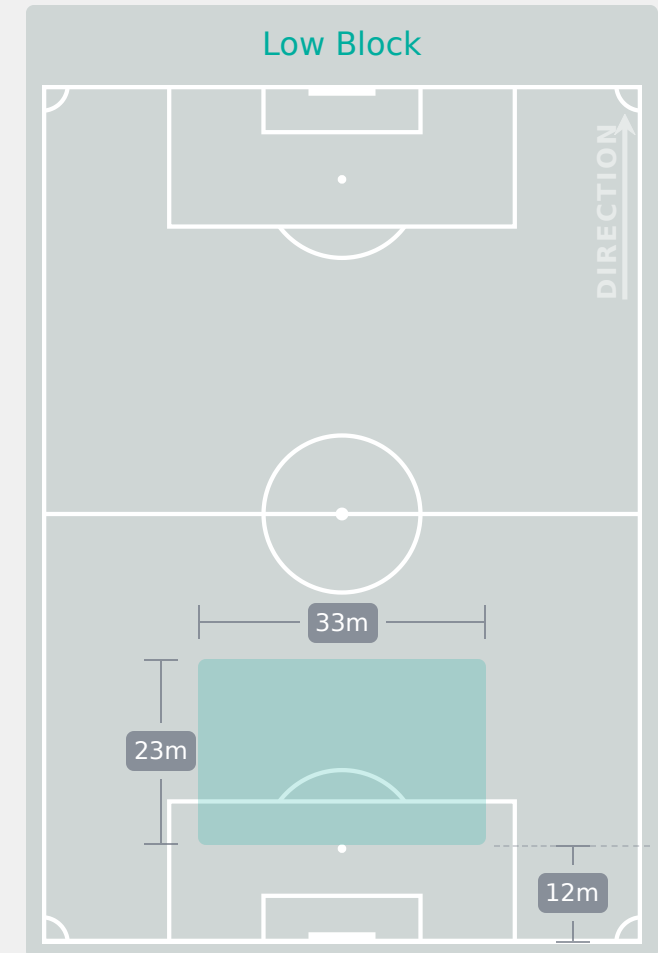
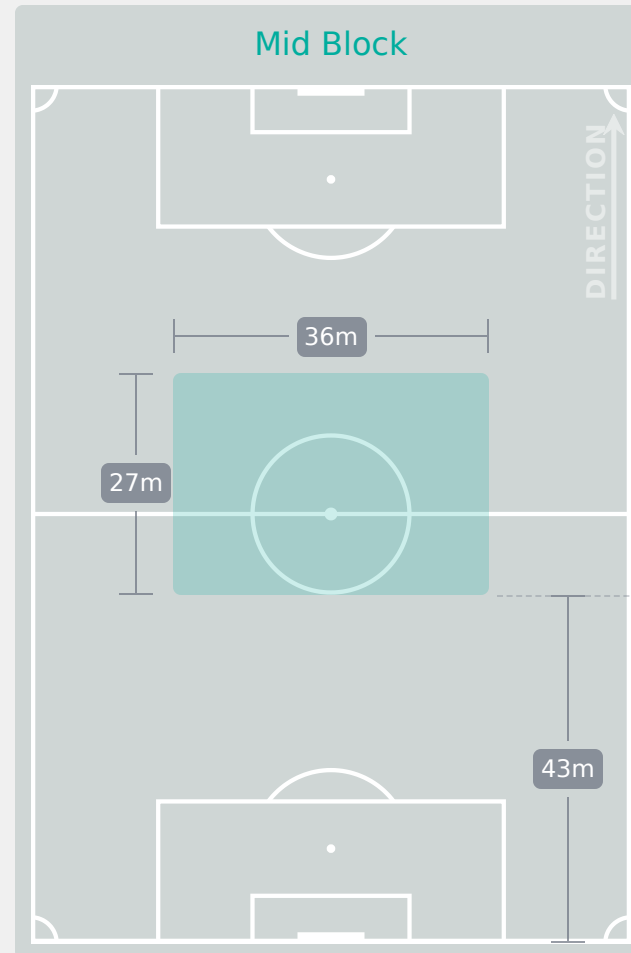
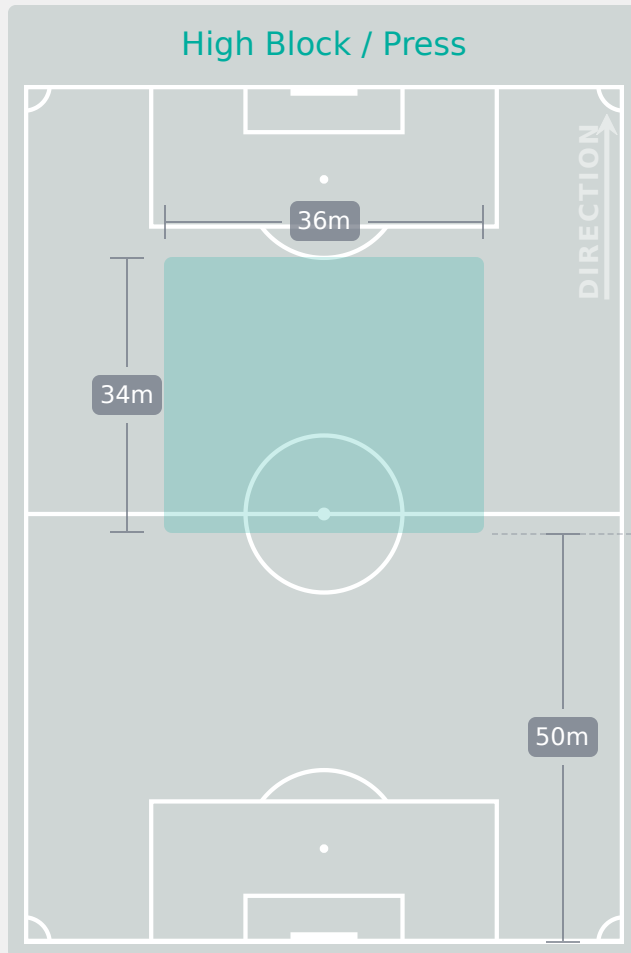
GOALKEEPER

Korea DPR



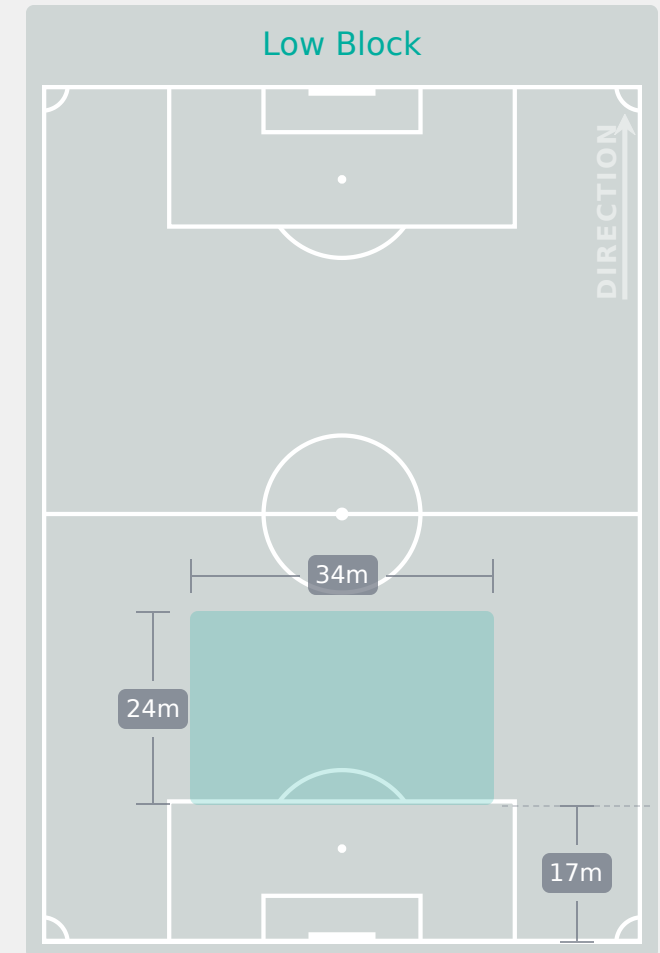
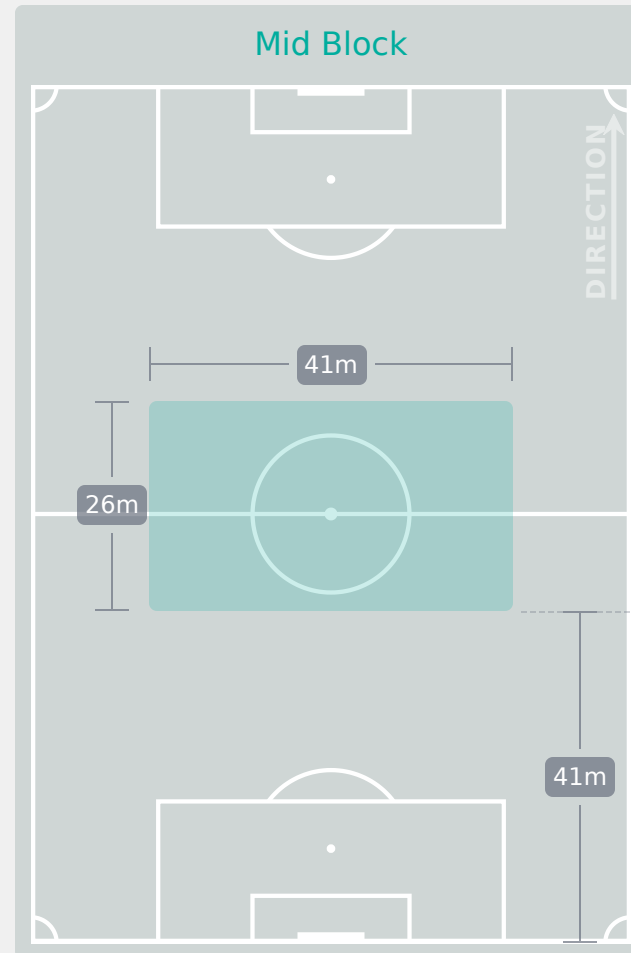
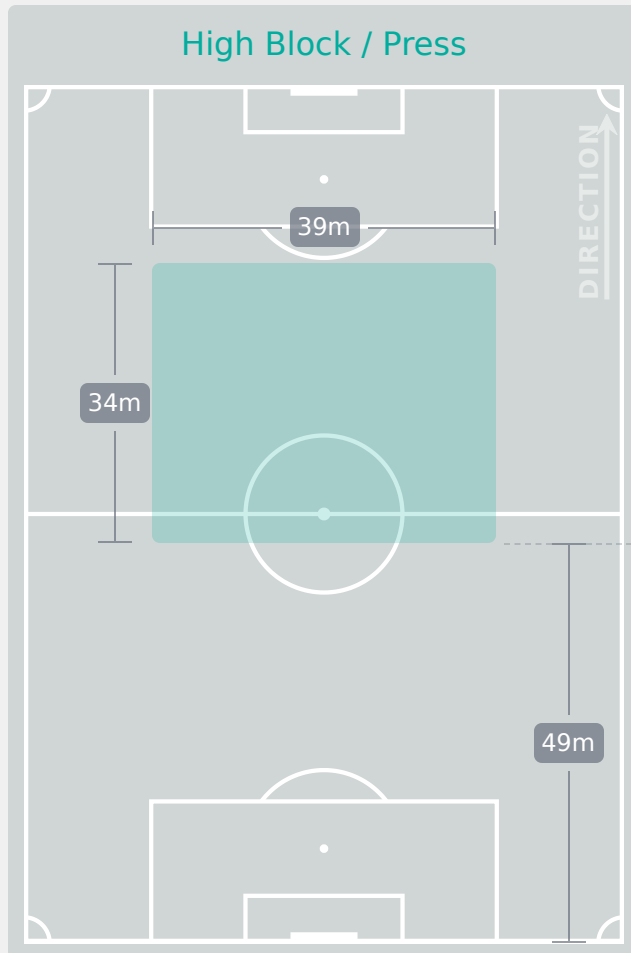
#	Player	Total Possession Regains
21	CHAE Un Gyong	10
3	HAN Hong Ryon	6
4	SIN Hyang	1
5	OH Sol Song	5
6	KIM Kang Mi	4
9	KIM Song Gyong	4
13	JON Ryong Jong	0
14	HWANG Yu Yong	1
15	CHOE Il Son	0
17	KIM Song Ok	6
20	CHAE Un Yong	7
7	JONG Kum	1
10	PAK Mi Ryong	0
12	CHOE Kang Ryon	0

Defensive Line Height & Team Length

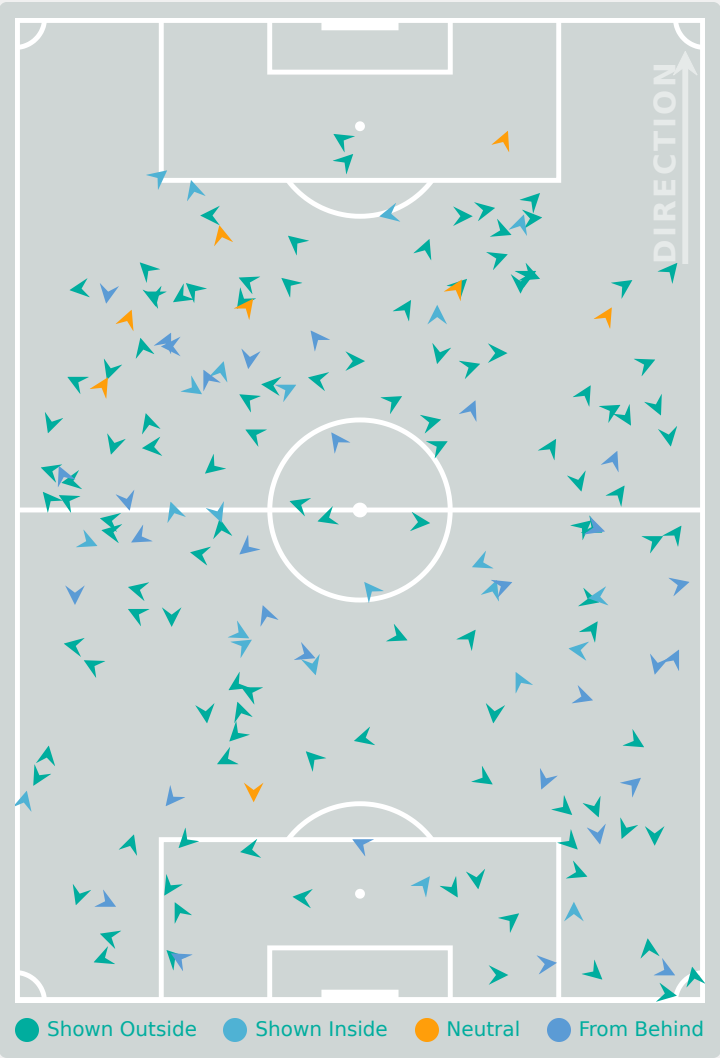


Defensive Line Height & Team Length

Korea DPR



Defensive Pressure



178	Total Pressures	178
40	Direct Pressures	42
1.93s	Avg Pressure Duration	1.65s
50	Forced Turnovers	58
13.25s	Ball Recovery Time	14.13s
64	Pushing on into Pressing	75
156	Pushing on	157
23	Pressing Direction Inside	34
116	Pressing Direction Outside	100

Most Direct Pressures

11

JACKSON Riley

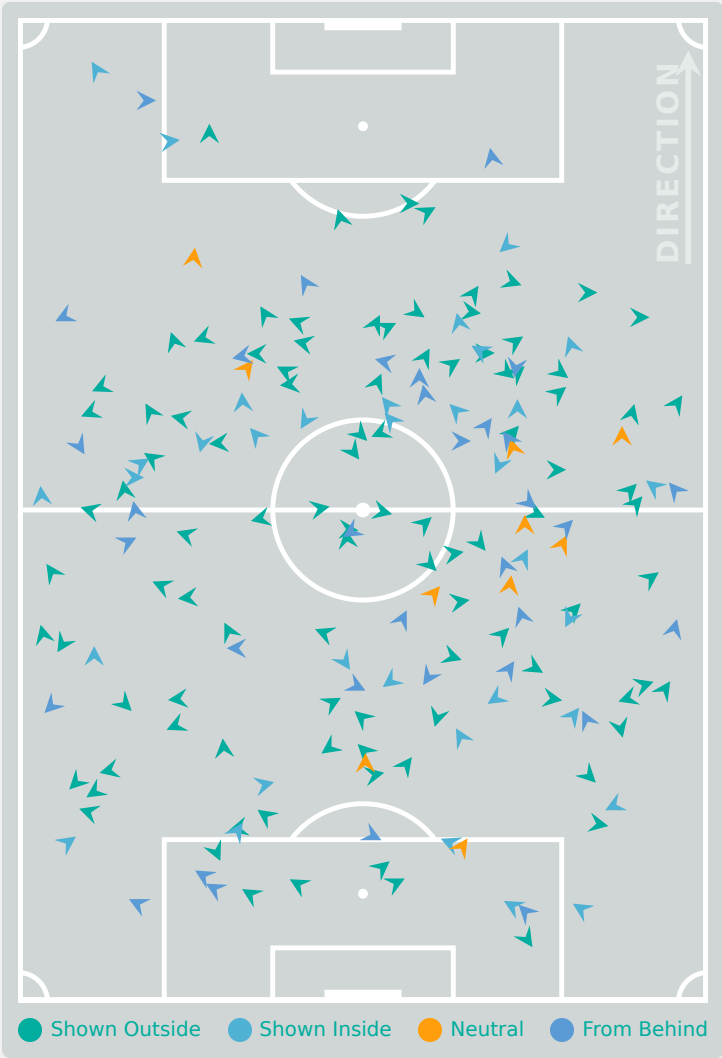
DEFENSIVE MIDFIELD CENTRE LEFT

Most Direct Pressures

7

OH Sol Song

RIGHT CENTRE BACK





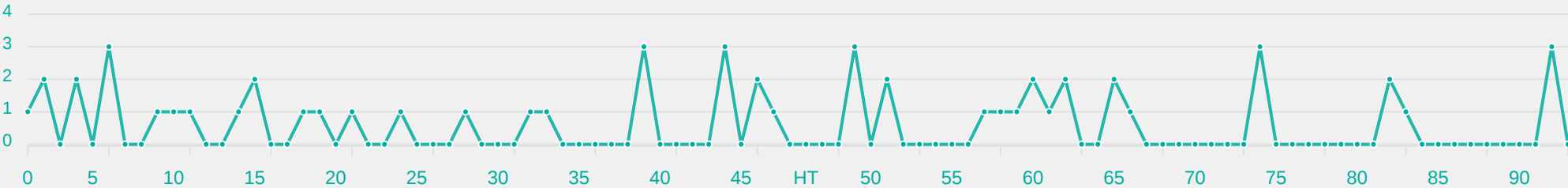
GOALKEEPING

USA 0 – 1 Korea DPR

Goalkeeping Involvement



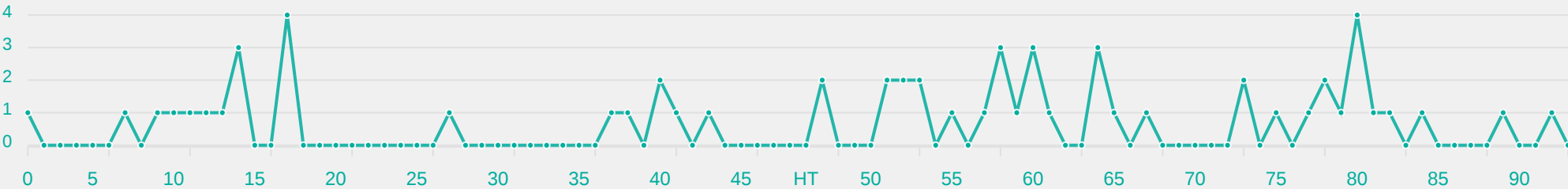
USA GK Involvement Timeline



55
Total Involvements

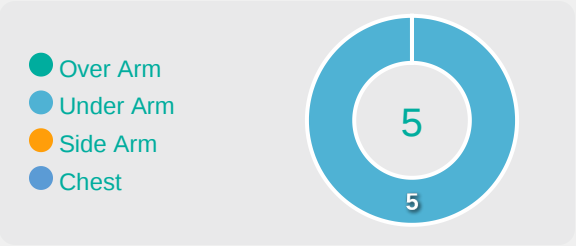
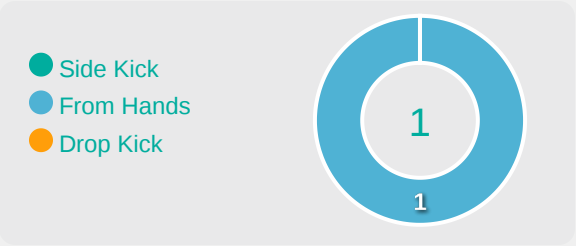
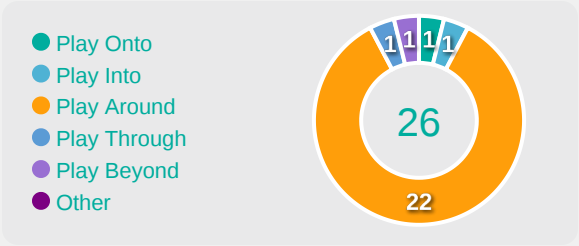
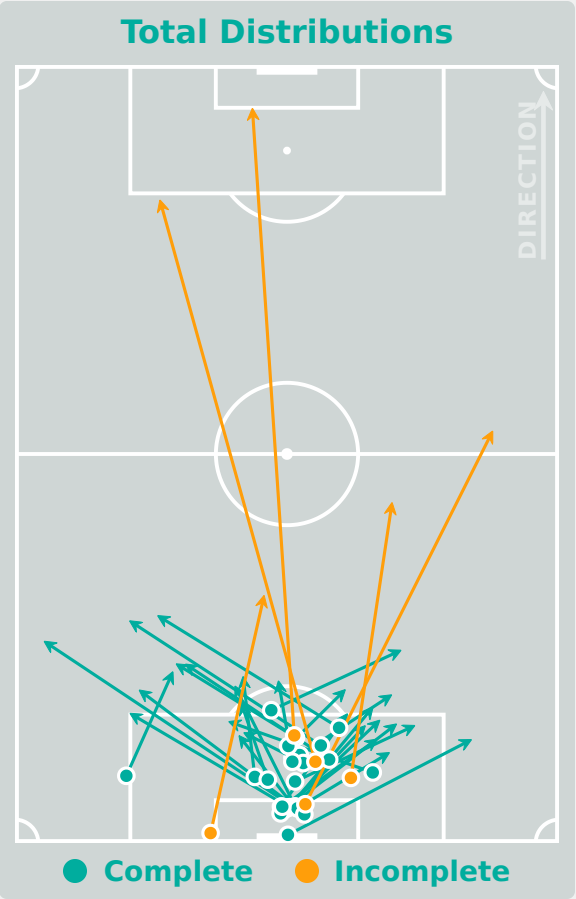
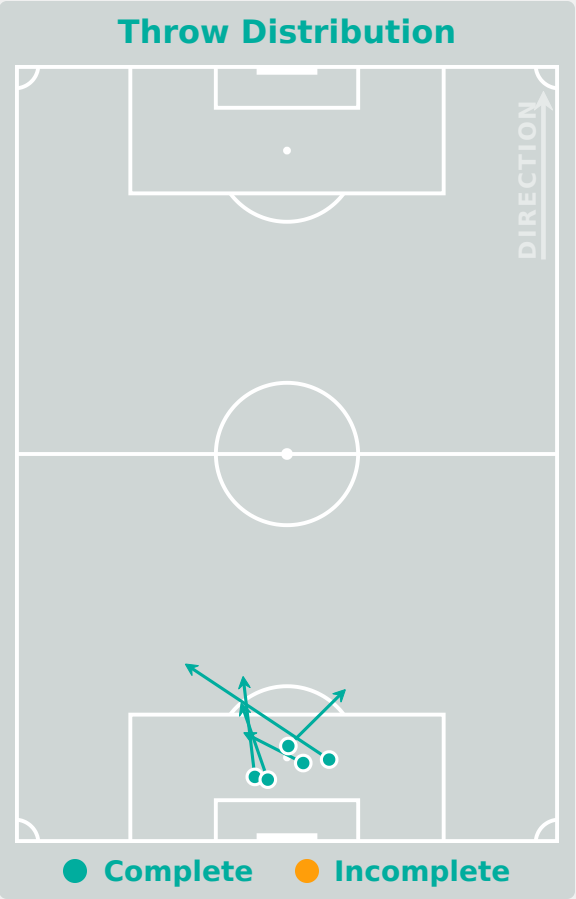
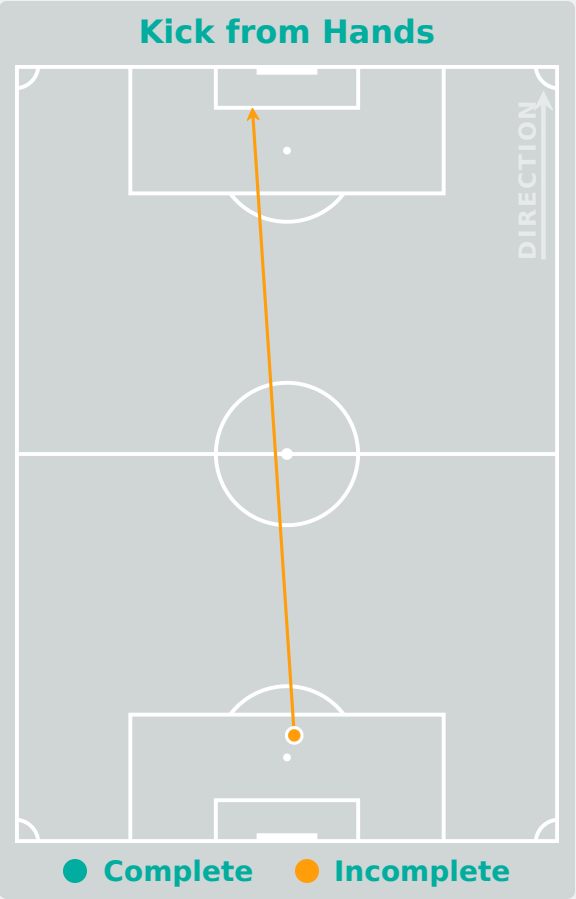
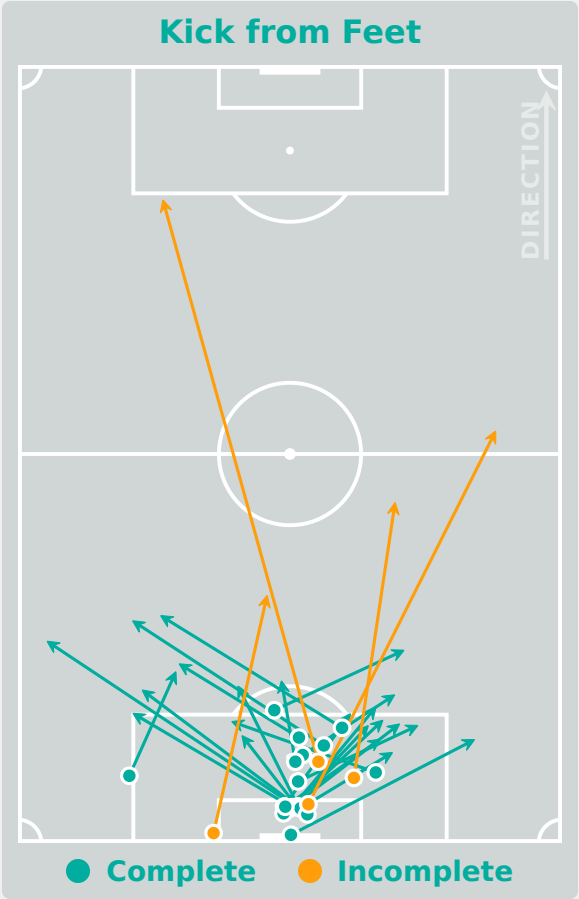


Korea DPR GK Involvement Timeline

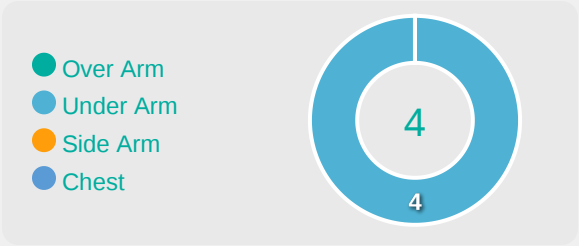
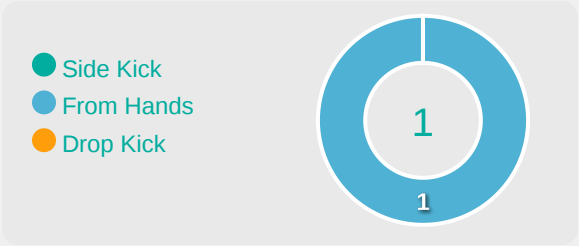
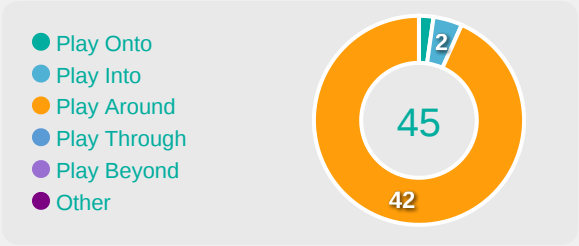
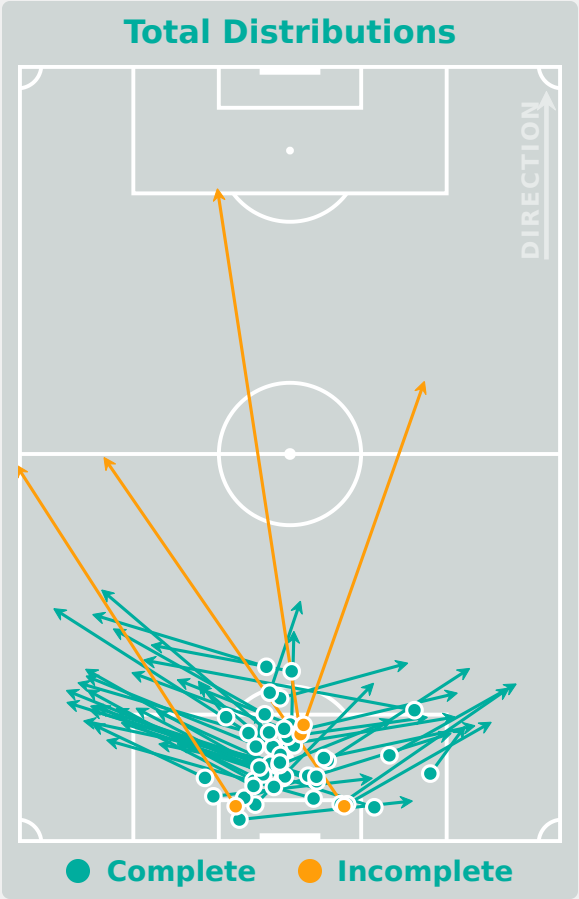
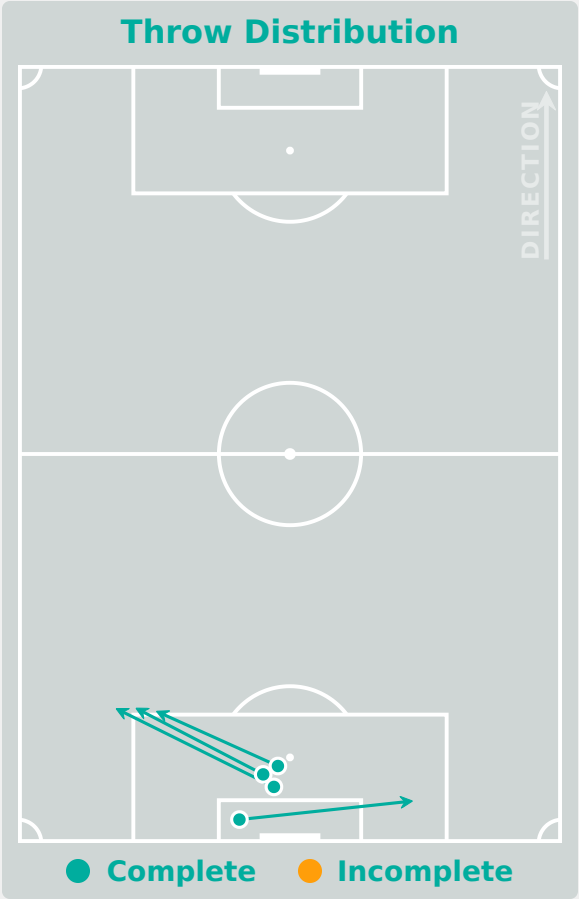
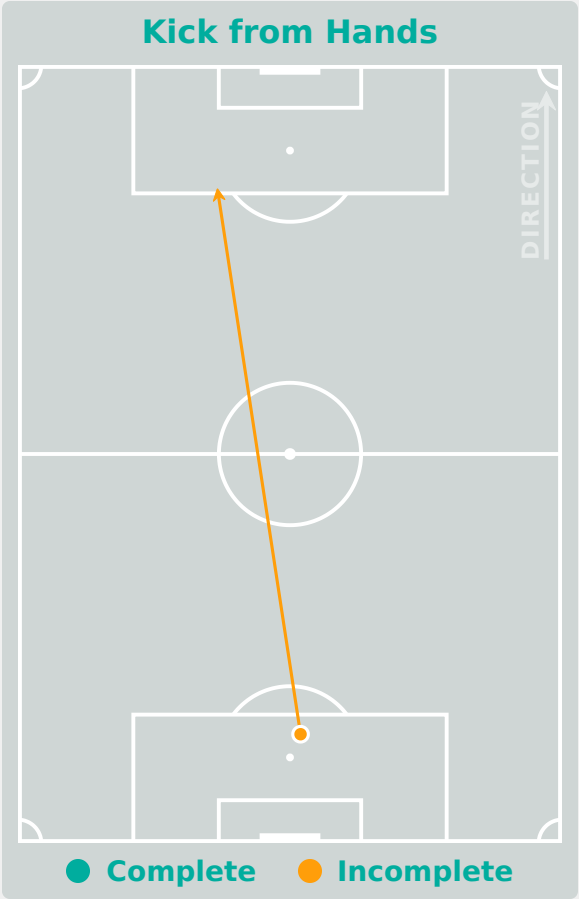
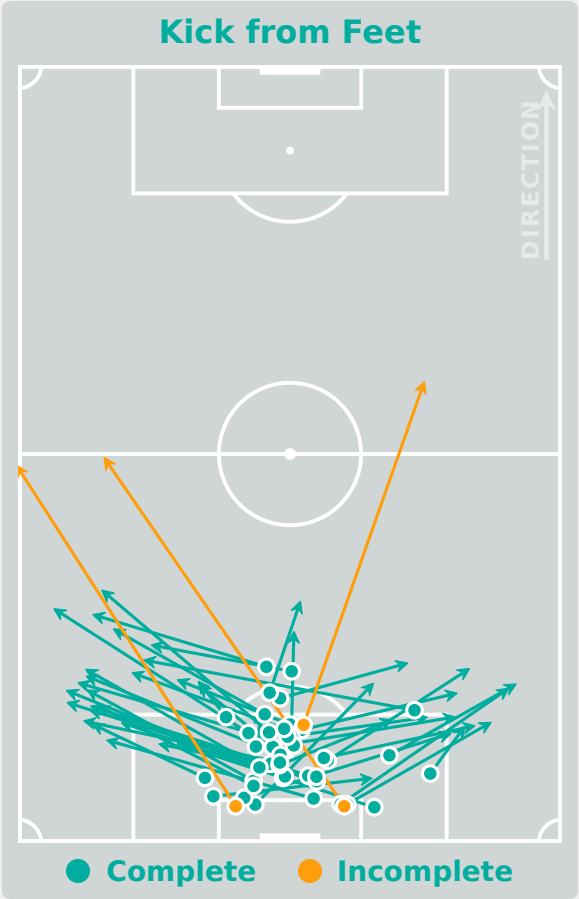


61
Total Involvements

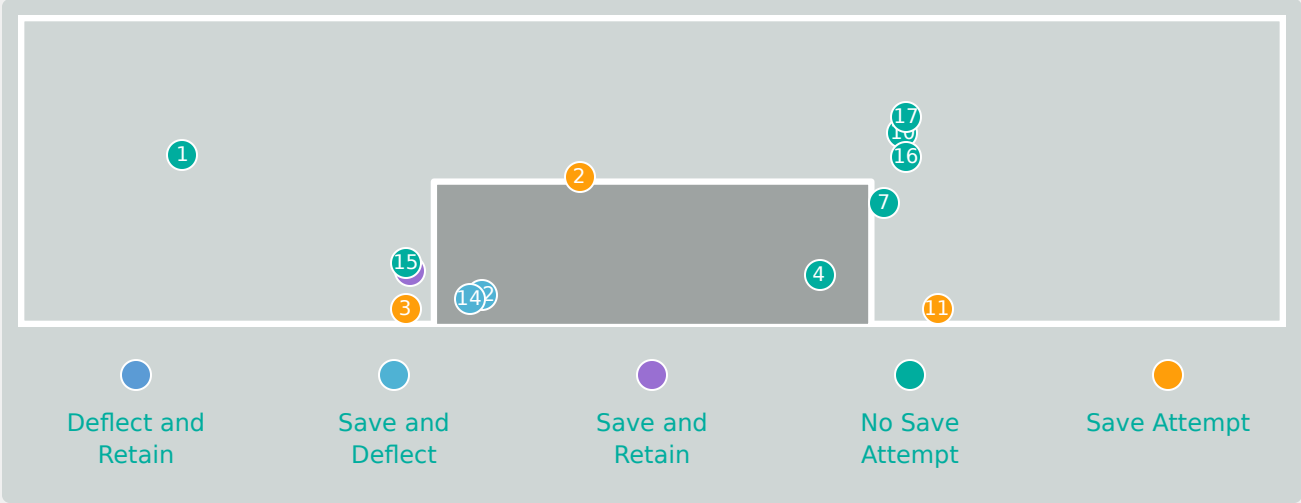
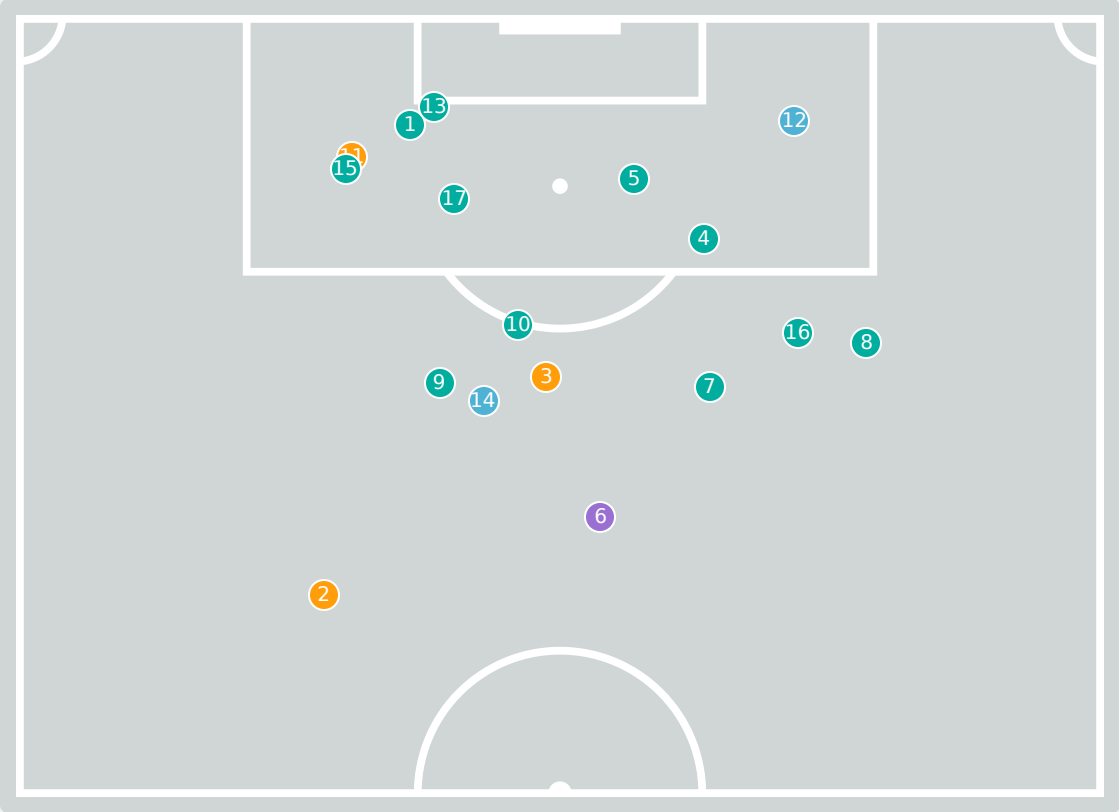
Goalkeeping Distribution



Goalkeeping Distribution



Goal Prevention

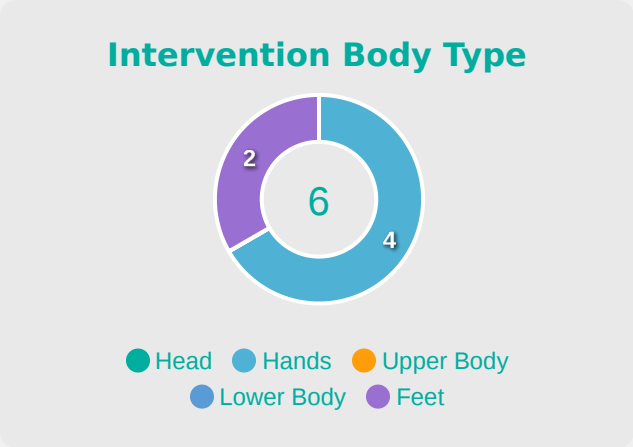
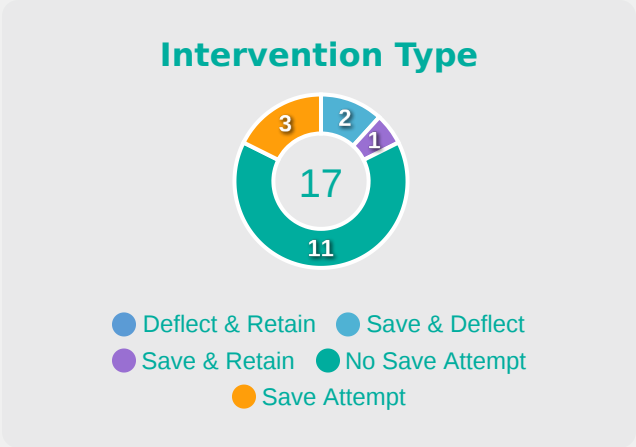


17

Total Attempts on Goal Faced

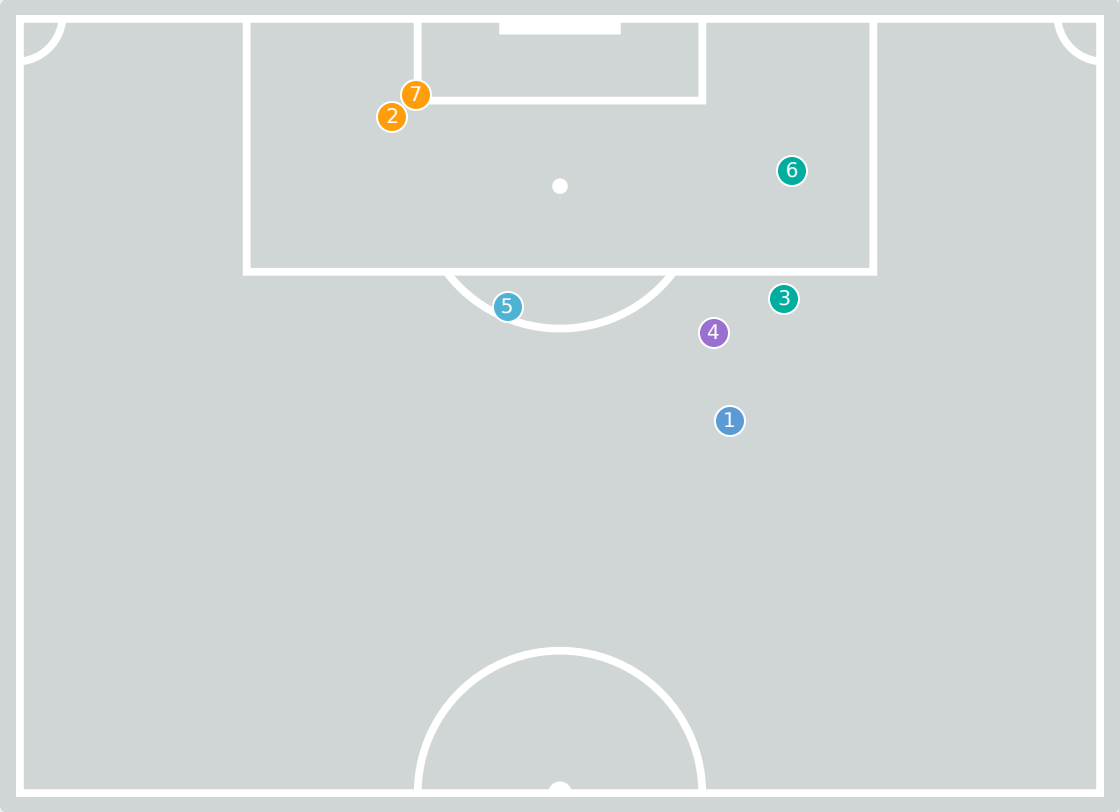
67

Save %



Total Attempts on Goal Faced	Total Goal Interventions	Save & Retain	Deflect & Retain	Save & Deflect	Save Attempt	No Save Attempt
17	3	1	0	2	3	11

Goal Prevention

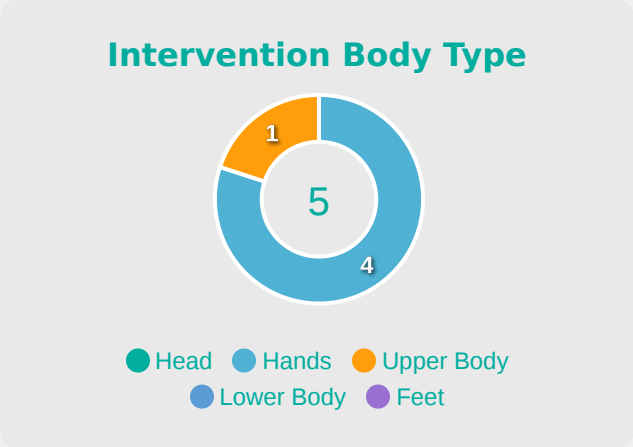
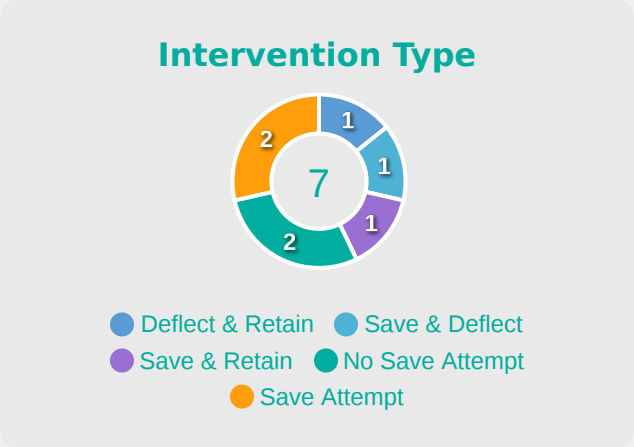
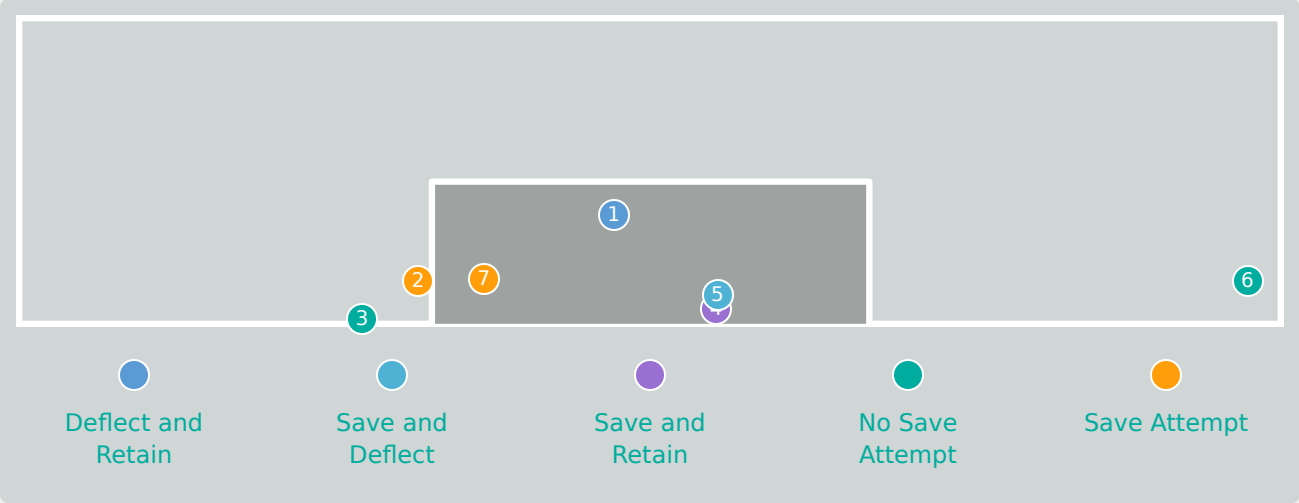


7

Total Attempts on Goal Faced

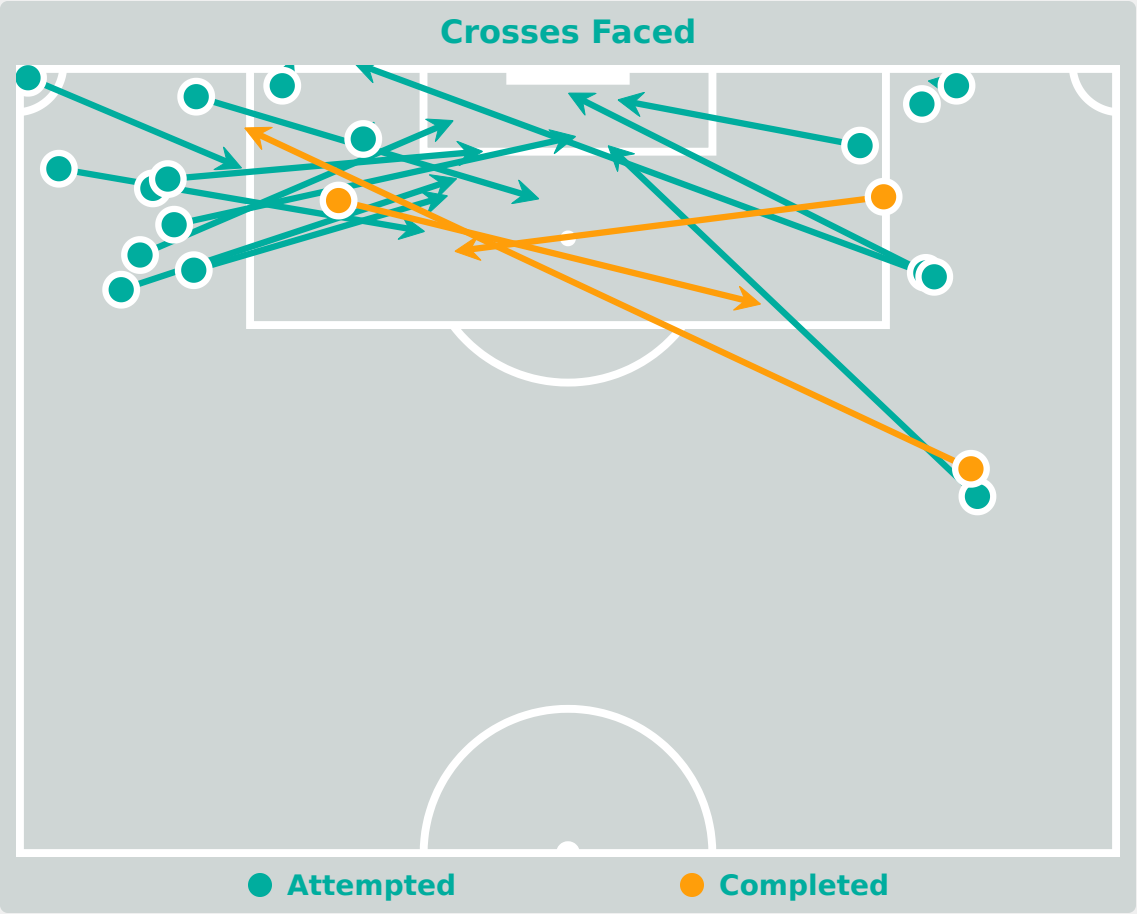
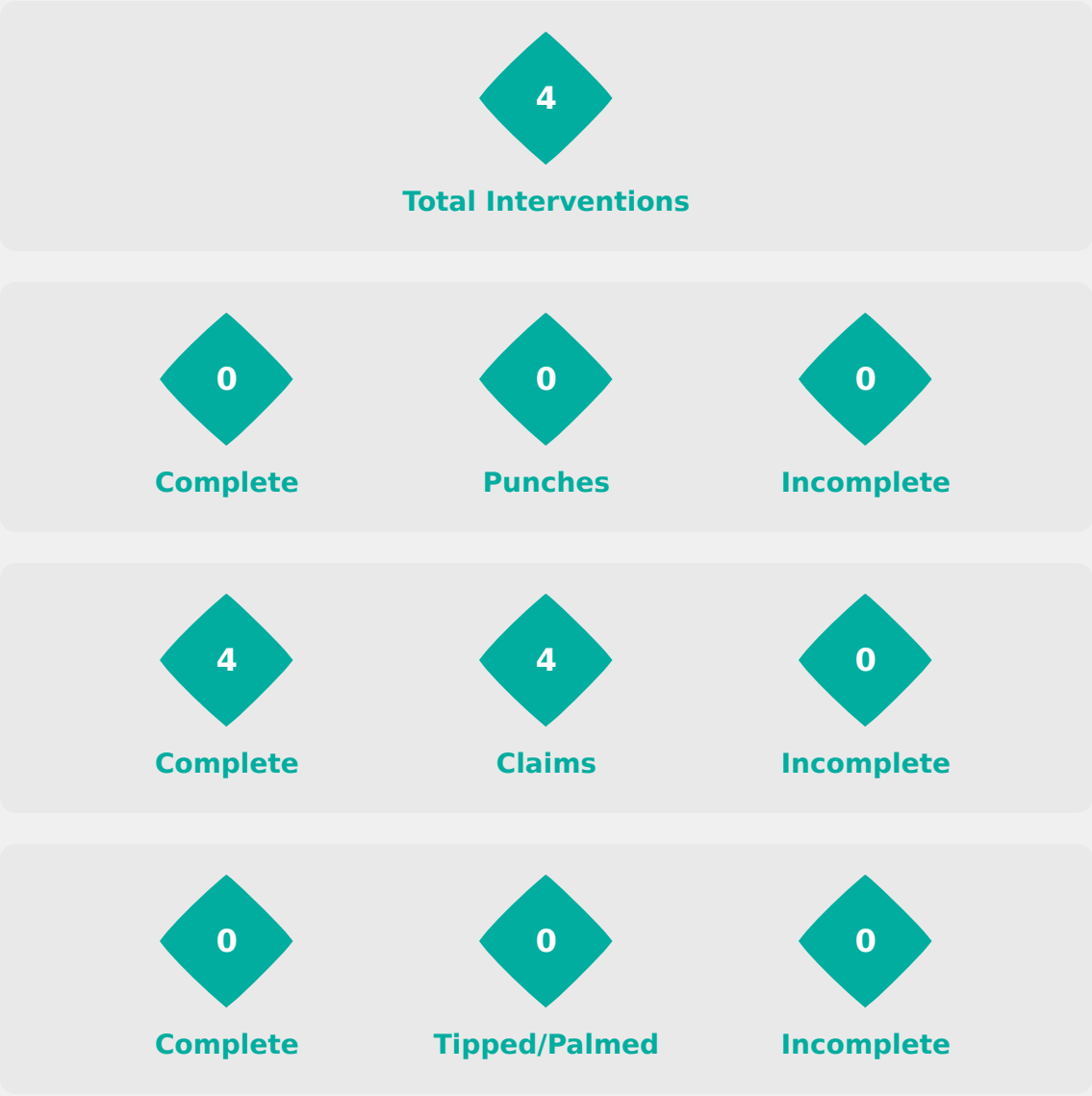
100

Save %



Total Attempts on Goal Faced	Total Goal Interventions	Save & Retain	Deflect & Retain	Save & Deflect	Save Attempt	No Save Attempt
7	2	1	0	1	2	2

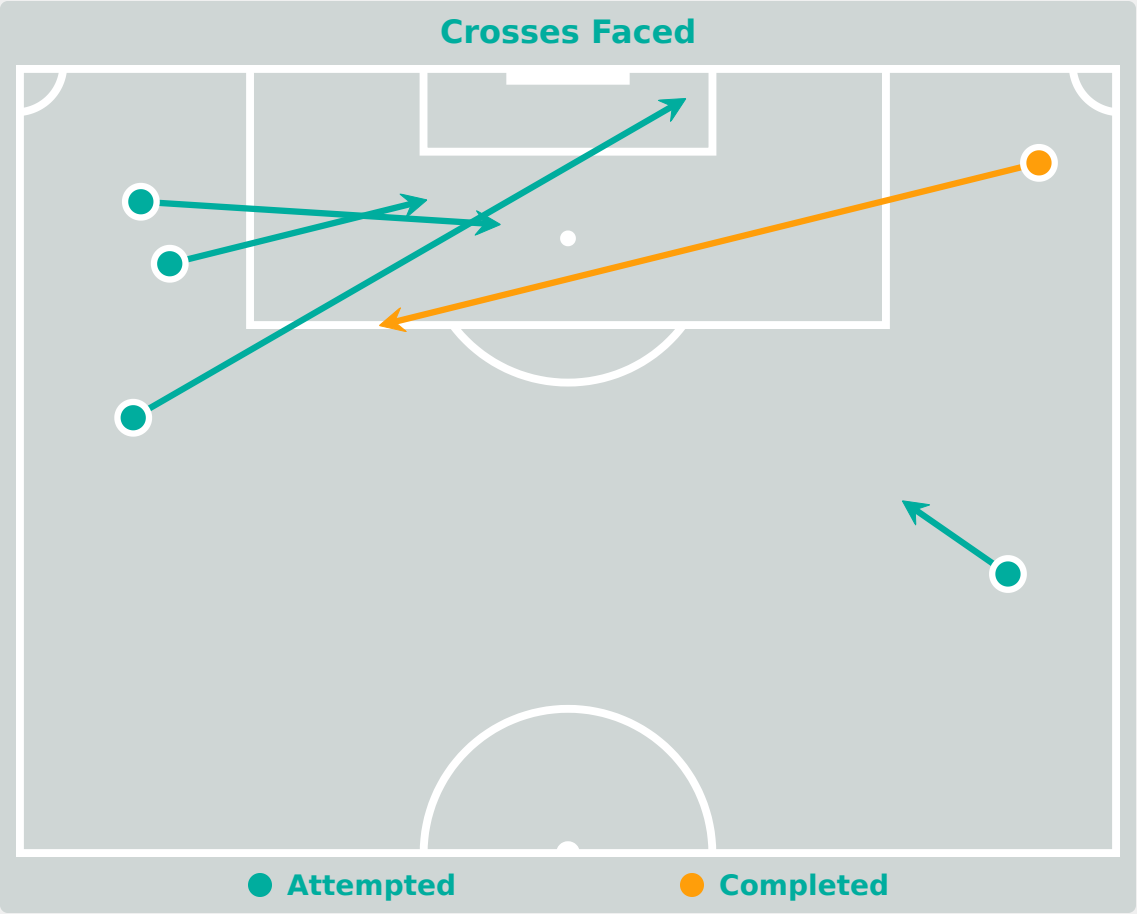

Aerial Control



Delivery Types Faced

Total	In Swing	Out Swing	Driven	Lofted	Cutback	Push
24	5	7	1	3	3	5

Aerial Control



Delivery Types Faced

Total	In Swing	Out Swing	Driven	Lofted	Cutback	Push
8	4	2	0	1	0	1



SET PLAYS

USA 0 - 1 Korea DPR

Set Plays



41

Total Set Plays

7

Total Free Kicks

0

Total Penalties

3

Total Corners

31

Total Throw Ins

Free Kicks	
Type	Total
Direct	4
Direct (on target)	1
Direct (off target)	0
Indirect	3

Corners			
Delivery Type	From Left Side	From Right Side	Total
Direct to Area	1	2	3
Short	0	0	0

Edge of Penalty Area	0	0	0
----------------------	---	---	---

Corners	
Delivery Style	Total
Inswing	3
Outswing	0
Driven	0

Set Plays

32

Total Set Plays

6

Total Free Kicks

0

Total Penalties

12

Total Corners

14

Total Throw Ins

Free Kicks	
Type	Total
Direct	6
Direct (on target)	0
Direct (off target)	0
Indirect	0

Korea DPR



Corners			
Delivery Type	From Left Side	From Right Side	Total
Direct to Area	3	1	4
Short	5	2	7
Edge of Penalty Area	0	1	1

Corners	
Delivery Style	Total
Inswing	1
Outswing	3
Driven	0



INDIVIDUAL DATA IN POSSESSION

USA 0 - 1 Korea DPR

In Possession - Distributions



#	Player	Passes Attempted	Passes Completed	Pass Completion %	Switches of Play	Crosses Attempted	Crosses Completed	Line Breaks Attempted	Line Breaks Completed	Line Break Completion %	Ball Progressions	Take Ons	Step Ins	Attempts at Goal	Goals
1	WY Teagan	32	27	84%	0	0	0	5	0	0%	0	0	0	0	0
2	THOMPSON Gisele	28	25	89%	0	0	0	5	4	80%	1	0	1	0	0
3	KING Savannah	75	53	71%	0	1	0	37	22	59%	4	0	4	0	0
4	BUGG Jordyn	71	63	89%	0	0	0	14	8	57%	1	0	1	1	0
8	DUDLEY Jordynn	13	6	46%	0	0	0	3	1	33%	0	0	0	0	0
9	SENTNOR Ally	26	20	77%	1	0	0	4	3	75%	0	0	0	2	0
10	LEMONS Ally	34	29	85%	0	0	0	9	5	56%	1	1	0	0	0
11	ADAMES Emeri	20	9	45%	0	4	1	10	3	30%	3	3	0	2	0
15	GILCHRIST Heather	68	62	91%	0	0	0	18	13	72%	3	0	3	0	0
16	JACKSON Riley	68	58	85%	0	1	0	7	6	86%	0	0	0	0	0
18	McCORMACK Yuna	10	8	80%	0	0	0	1	1	100%	0	0	0	0	0
5	EVANS Elise	4	3	75%	0	0	0	3	2	67%	0	0	0	0	0
13	KLENKE Leah	24	15	62%	1	2	1	10	5	50%	0	0	0	0	0
14	SUAREZ Taylor	5	2	40%	0	0	0	2	1	50%	0	0	0	0	0
17	DAHLIEN Maddie	2	1	50%	0	0	0	0	0	0%	0	0	0	0	0
19	TORDIN Pietra	9	8	89%	1	0	0	1	1	100%	0	0	0	2	0

In Possession - Offers & Receptions



			Offer movement types						
#	Player	Total Offers	In Front	In Between	Out to In	In to Out	In Behind	No Movement	Offers Received
1	WY Teagan	3	0	0	0	0	0	3	1
2	THOMPSON Gisele	11	0	5	2	0	3	1	2
3	KING Savannah	16	7	0	0	0	0	9	14
4	BUGG Jordyn	4	3	0	0	0	0	1	2
8	DUDLEY Jordynn	6	1	3	0	0	2	0	1
9	SENTNOR Ally	31	5	13	1	3	1	8	16
10	LEMONS Ally	44	28	12	0	2	0	2	9
11	ADAMES Emeri	22	2	0	0	1	2	17	15
15	GILCHRIST Heather	14	0	0	0	0	0	14	7
16	JACKSON Riley	68	43	17	1	1	0	6	35
18	McCORMACK Yuna	35	8	17	1	4	5	0	3
5	EVANS Elise	0	0	0	0	0	0	0	0
13	KLENKE Leah	15	3	0	2	1	2	7	4
14	SUAREZ Taylor	2	0	0	0	1	1	0	1
17	DAHLIEN Maddie	4	1	0	0	1	2	0	0
19	TORDIN Pietra	9	0	4	0	2	3	0	4

In Possession - Distributions



#	Player	Passes Attempted	Passes Completed	Pass Completion %	Switches of Play	Crosses Attempted	Crosses Completed	Line Breaks Attempted	Line Breaks Completed	Line Break Completion %	Ball Progressions	Take Ons	Step Ins	Attempts at Goal	Goals
21	CHAE Un Gyong	51	46	90%	0	0	0	3	0	0%	0	0	0	0	0
3	HAN Hong Ryon	66	54	82%	0	1	0	20	10	50%	0	0	0	1	0
4	SIN Hyang	30	25	83%	0	1	1	4	2	50%	0	0	0	1	0
5	OH Sol Song	64	62	97%	0	0	0	15	14	93%	0	0	0	0	0
6	KIM Kang Mi	39	27	69%	0	1	1	15	10	67%	0	0	0	1	0
9	KIM Song Gyong	62	56	90%	1	2	0	19	17	89%	0	0	0	5	0
13	JON Ryong Jong	33	26	79%	0	7	1	6	5	83%	0	0	0	5	0
14	HWANG Yu Yong	37	27	73%	0	1	0	17	13	76%	0	0	0	2	0
15	CHOE Il Son	30	22	73%	0	2	0	9	5	56%	2	1	1	1	1
17	KIM Song Ok	26	24	92%	0	0	0	9	8	89%	0	0	0	0	0
20	CHAE Un Yong	36	29	81%	0	8	1	16	8	50%	3	0	3	1	0
7	JONG Kum	1	1	100%	0	1	0	0	0	0%	0	0	0	0	0
10	PAK Mi Ryong	1	1	100%	0	0	0	0	0	0%	0	0	0	0	0
12	CHOE Kang Ryon	0	0	0%	0	0	0	0	0	0%	0	0	0	0	0

In Possession - Offers & Receptions



			Offer movement types						
#	Player	Total Offers	In Front	In Between	Out to In	In to Out	In Behind	No Movement	Offers Received
21	CHAE Un Gyong	0	0	0	0	0	0	0	0
3	HAN Hong Ryon	4	2	0	0	0	2	0	2
4	SIN Hyang	10	0	3	1	1	5	0	6
5	OH Sol Song	4	1	0	0	0	0	3	4
6	KIM Kang Mi	6	2	0	0	0	2	2	3
9	KIM Song Gyong	18	15	0	0	0	0	3	8
13	JON Ryong Jong	27	3	9	4	1	5	5	8
14	HWANG Yu Yong	2	0	0	0	0	2	0	2
15	CHOE Il Son	45	0	11	2	3	26	3	20
17	KIM Song Ok	41	8	29	0	1	3	0	14
20	CHAE Un Yong	52	4	8	4	7	14	15	24
7	JONG Kum	1	0	0	0	0	0	1	0
10	PAK Mi Ryong	2	0	0	0	0	2	0	0
12	CHOE Kang Ryon	0	0	0	0	0	0	0	0



INDIVIDUAL DATA OUT OF POSSESSION

USA 0 - 1 Korea DPR

Out of Possession



#	Player	Tackles Made / Won	Blocks	Interceptions	Pressing Direct	Pressing Indirect	Duels Won - Aerial	Duels Won - Physical	Possession Contests won	Clearances	Loose Ball Receptions	Pushing On	Pushing On into Pressing	Possession Regains	Possession Interrupted
1	WY Teagan	0 / 0	0	0	0	0	0	0	0	0	1	0	0	7	0
2	THOMPSON Gisele	1 / 0	2	1	3	5	0	0	1	2	4	6	5	3	0
3	KING Savannah	5 / 2	5	1	4	11	1	0	1	6	9	10	5	7	5
4	BUGG Jordyn	3 / 1	1	1	1	12	2	0	2	7	4	22	10	4	5
8	DUDLEY Jordynn	1 / 0	4	0	4	6	3	0	3	2	2	9	3	0	4
9	SENTNOR Ally	3 / 0	2	0	5	14	0	0	0	2	3	14	2	2	3
10	LEMON Ally	0 / 0	1	1	4	15	1	0	1	0	7	13	6	1	1
11	ADAMES Emeri	0 / 0	3	0	0	13	0	0	0	0	5	8	5	2	0
15	GILCHRIST Heather	2 / 1	6	0	5	4	2	0	2	5	5	25	5	5	7
16	JACKSON Riley	6 / 2	5	0	11	14	0	0	1	1	11	9	2	5	6
18	McCORMACK Yuna	3 / 0	2	0	1	26	0	0	2	1	5	16	8	1	4
5	EVANS Elise	0 / 0	0	0	0	0	0	0	0	0	1	1	0	0	0
13	KLENKE Leah	1 / 0	1	1	2	7	0	0	0	3	5	9	6	1	3
14	SUAREZ Taylor	0 / 0	0	0	0	1	0	0	0	0	2	1	0	0	0
17	DAHLIEN Maddie	1 / 0	0	1	0	6	0	0	0	0	1	7	4	1	0
19	TORDIN Pietra	0 / 0	1	0	0	4	0	0	0	0	5	6	3	0	1

[illegible]



INDIVIDUAL DATA PHYSICAL

USA 0 - 1 Korea DPR

#	Player	Total Distance (m)	Zone 1: 0-7 km/h (m)	Zone 2: 7-15 km/h (m)	Zone 3: 15-20 km/h (m)	Zone 4: 20-25 km/h (m)	Zone 5: 25+ km/h (m)	High Speed Runs (Zone 4)	Sprints (Zone 5)	Top Speed (km/h)
1	WY Teagan	4920.1	3810.3	965.2	144.6	0	0	0	0	19.6
2	THOMPSON Gisele	6693.9	2017.1	3387.8	925.7	272.8	90.5	30.0	8.0	30.4
3	KING Savannah	9526.5	3933.3	3741.1	1170.4	534.6	147.1	66.0	12.0	29.9
4	BUGG Jordyn	8775.2	3246.4	4131.7	916.3	406.6	74.1	45.0	8.0	29.3
8	DUDLEY Jordynn	6243.4	2504.2	2804.8	690.5	168.8	75.1	30.0	9.0	30.8
9	SENTNOR Ally	9954.9	4258.9	4411.9	1009.4	267.6	7.0	32.0	2.0	25.4
10	LEMONS Ally	10571.0	3530.9	5530.3	1207.1	266.8	35.8	21.0	2.0	26.4
11	ADAMES Emeri	10146.8	3120.6	5220.8	1308.7	398.9	97.7	45.0	7.0	28.2
15	GILCHRIST Heather	9713.2	3478.3	4617.3	966.9	466.9	183.7	65.0	16.0	28.5
16	JACKSON Riley	11805.4	3103.3	6580.0	1664.0	408.1	50.0	42.0	5.0	26.2
18	McCORMACK Yuna	9758.1	2665.8	5229.0	1488.4	367.9	7.0	40.0	1.0	25.4
5	EVANS Elise	1035.5	308.5	491.4	163.0	57.7	14.9	6.0	1.0	27.6
13	KLENKE Leah	4875.3	1212.0	2386.3	890.2	318.0	68.7	32.0	6.0	27.3
14	SUAREZ Taylor	1200.6	314.7	456.4	239.3	156.4	33.8	14.0	2.0	28.2
17	DAHLIEN Maddie	2152.9	783.0	802.0	297.9	197.5	72.5	21.0	6.0	30.8
19	TORDIN Pietra	4169.6	1589.7	1865.1	430.5	198.1	86.3	27.0	5.0	28.4

Physical Data



#	Player	Total Distance (m)	Zone 1: 0-7 km/h (m)	Zone 2: 7-15 km/h (m)	Zone 3: 15-20 km/h (m)	Zone 4: 20-25 km/h (m)	Zone 5: 25+ km/h (m)	High Speed Runs (Zone 4)	Sprints (Zone 5)	Top Speed (km/h)
21	CHAE Un Gyong	4734.0	3691.2	875.3	167.5	0	0	0	0	19.3
3	HAN Hong Ryon	9712.2	3714.3	4661.3	1049.6	243.3	43.6	29.0	3.0	27.4
4	SIN Hyang	10563.5	3539.2	4739.5	1412.7	790.5	81.5	79.0	8.0	26.4
5	OH Sol Song	9966.5	3615.5	4856.2	1157.8	259.9	77.1	35.0	6.0	27.9
6	KIM Kang Mi	10241.8	4110.0	4313.9	1334.6	422.8	60.5	49.0	7.0	26.5
9	KIM Song Gyong	11136.6	3281.5	6158.5	1391.6	305.1	0	30.0	0	24.9
13	JON Ryong Jong	10547.9	3654.8	4633.5	1736.7	498.2	24.6	51.0	4.0	25.7
14	HWANG Yu Yong	10044.2	4133.5	4076.9	1232.3	512.9	88.5	58.0	7.0	29.0
15	CHOE Il Son	10593.5	3991.1	4477.2	1248.3	661.0	216.0	76.0	17.0	28.7
17	KIM Song Ok	11708.1	3103.2	5560.4	2270.6	748.6	25.3	58.0	2.0	27.1
20	CHAE Un Yong	10947.3	3447.4	5246.1	1427.0	752.0	74.8	70.0	8.0	26.4
7	JONG Kum	674.8	175.9	286.8	131.1	81.0	0	6.0	0	23.9
10	PAK Mi Ryong	595.7	150.9	228.2	137.3	72.3	7.0	5.0	1.0	25.4
12	CHOE Kang Ryon	156.2	63.4	77.6	15.2	0	0	0	0	16.8

