FIFA U17 WORLD CUP QATAR 2026

POST MATCH SUMMARY REPORT

Spain 15 - 0 Fiji

Group H - Match 39
23 November 2026
15:30 Kick Off
Aspire Zone - Pitch 4 - Khaled Salman

23 November 2026 - Aspire Zone - Pitch 4 - Khaled Salman - 15:30

Match Summary - Teams

Spain

15 — 0

Fiji

STARTING

13	GK	Darlington OSUCHUKWU	
2	DF	Raul EXPOSITO	
4	MF	Junior ZAMORANO	⬇ 45'
8	MF	Marco COMPANY	⚽ 43'
9	FW	Guillermo TRUJILLANO	⚽ 25' ⚽ 40' ⚽ 51'
14	DF	Baba KOUROUMA	
15	DF	Jorge DOMINGUEZ LITUBA	⚽ 53' ⚽ 74'
16	MF	Mateo SOBRAL	⬇ 70'
17	FW	Iu MARTINEZ	⬇ 61'
19	FW	Roberto TOMAS	⚽ 12' ⚽ 19' ⚽ 35' ⬇ 45'
20	FW	Rafa CRUZ	⚽ 5' ⚽ 10' ⚽ 21' ⚽ 57' ⚽ 65' ⬇ 70'

SUBSTITUTES

1	GK	Guille PONCE	
21	GK	Diego PIQUERAS	
3	DF	Jordi PESQUER	
5	DF	Sergi MAYANS	⬆ 45'
6	MF	Eloi GOMEZ	⬆ 70'
7	FW	Owen EMEKA	⬆ 70'
10	MF	Ebrima TUNKARA	
11	FW	Christian IMGA	
12	DF	Arnau CASES	⬆ 61'
18	FW	Yeremaiah RAMOS	⬆ 45' ⚽ 80'

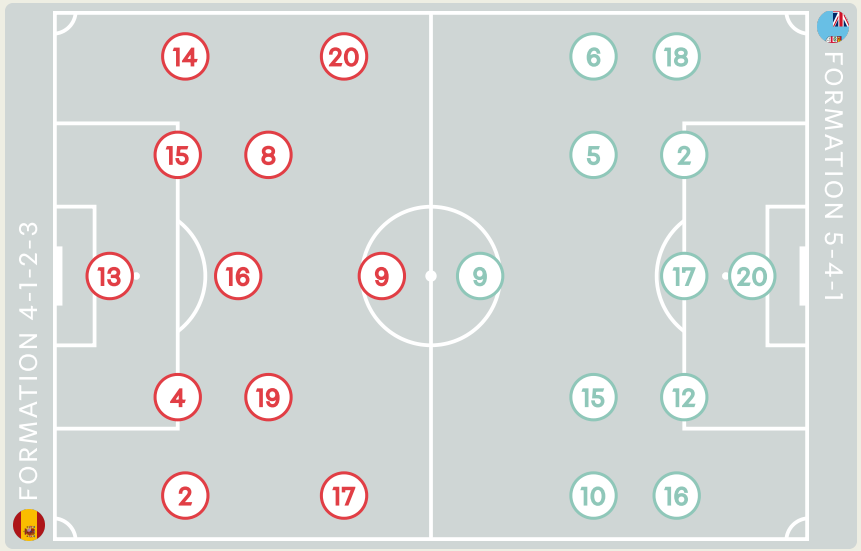

Distribution in the Final Third

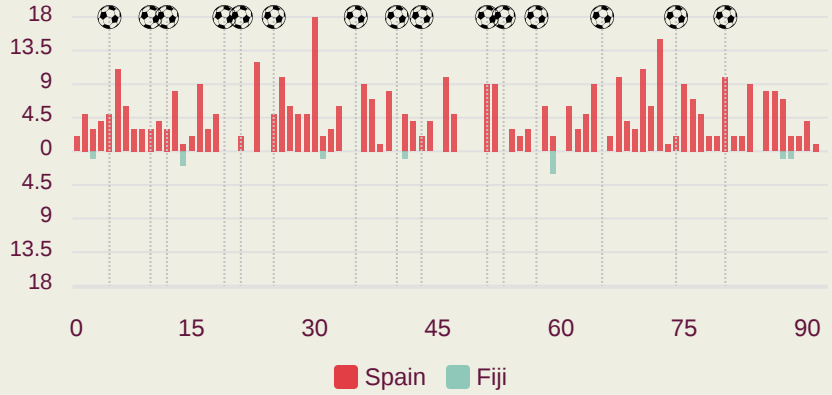

STARTING

Kirikiti BIU	GK	20	
Sialesi VATANITAWAKE	DF	2	
⬇ 58' Jone LOGA	MF	5	
⬇ 58' Maikah Lomax DAU	MF	6	
Bai TITO	FW	9	
Ryan ACHARI	MF	10	
⬇ 85' Somit MAHARAJ	DF	12	
⬇ 67' Saula MUATINI	FW	15	
⬇ 58' Akuila VATA	MF	16	
Ayush NAIDU	DF	17	
Jack RAIYAWA	DF	18	

SUBSTITUTES

Kameli KERESONI	GK	1	
Ratu NATIRIVI	GK	21	
⬆ 67' Kanav GOUNDER	MF	3	
Zafir ALI	MF	4	
Mustafeez KHAN	MF	7	
Rayyaan BIN	FW	8	
⬆ 85' Nivaan REDDY	FW	11	
⬆ 58' Ryan SWAMI	FW	13	
⬆ 58' Isoa BASELALA	FW	14	
⬆ 58' Aidan ALI	MF	19	

23 November 2026 - Aspire Zone - Pitch 4 - Khaled Salman - 15:30

Match Summary - Key Statistics



Spain

15 — 0

Fiji



Possession

Total	70.3% / 8.2% / 21.6%	Total
15	Goals	0
5.63	xG (Expected Goals)	0
50 (29)	Attempts at Goal (On Target)	1 (1)
674 (627)	Total Passes (Complete)	199 (137)
93 %	Pass Completion %	69 %
150	Completed Line Breaks	31
39	Defensive Line Breaks	1
384	Receptions in the Final Third	7
64	Crosses	1
43	Ball Progressions	26
125 (21)	Defensive Pressures Applied (Direct Pressures)	318 (40)
45	Forced Turnovers	35
104	Second Balls	42
97.1 km	Total Distance Covered	98.4 km
3.2 km	Zone 4 – Low Speed Sprinting: 20-25 km/h	3.4 km

Spain

Phases of Play

Fiji

IN POSSESSION

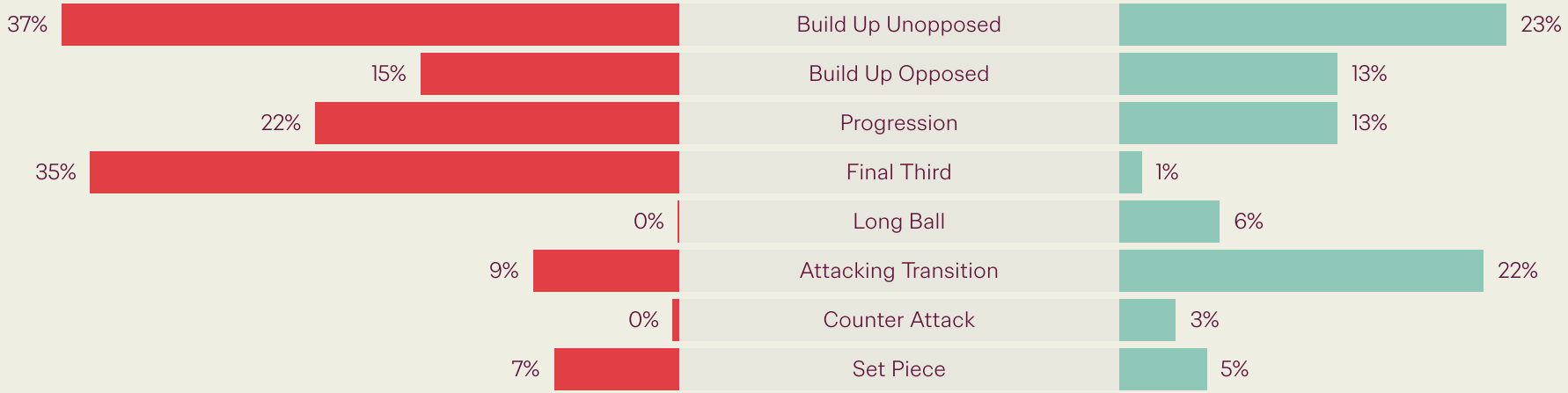

OUT OF POSSESSION

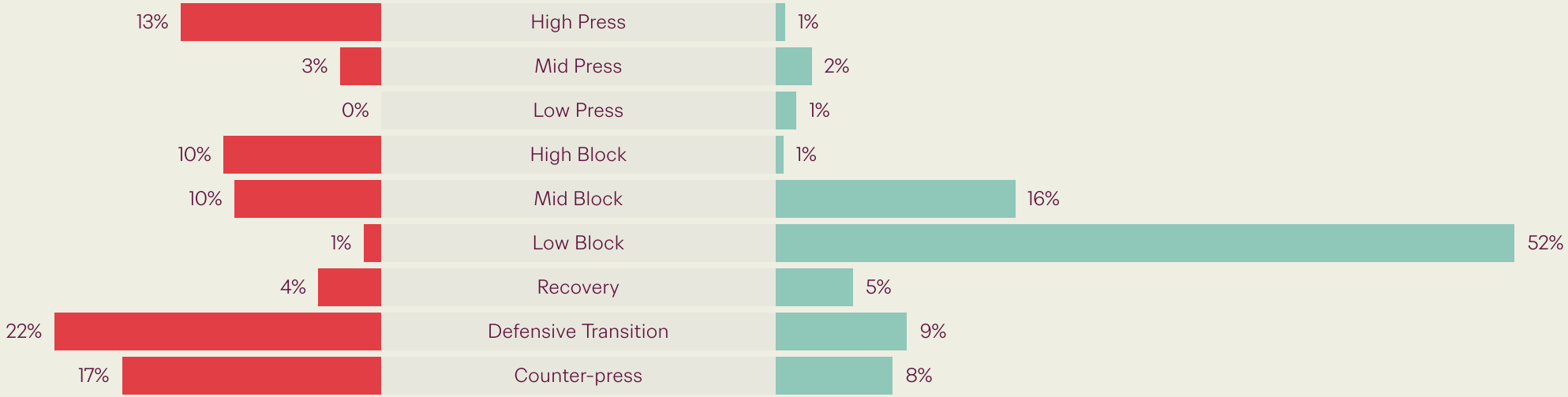

IN POSSESSION




Spain v Fiji

In Possession Line Height & Team Length

Spain

Build Up Low

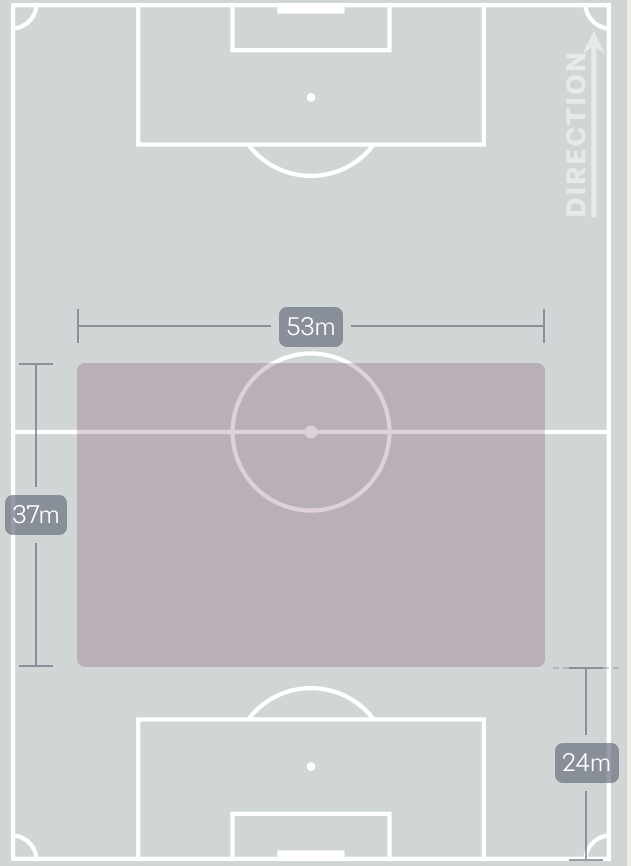

Build Up Mid

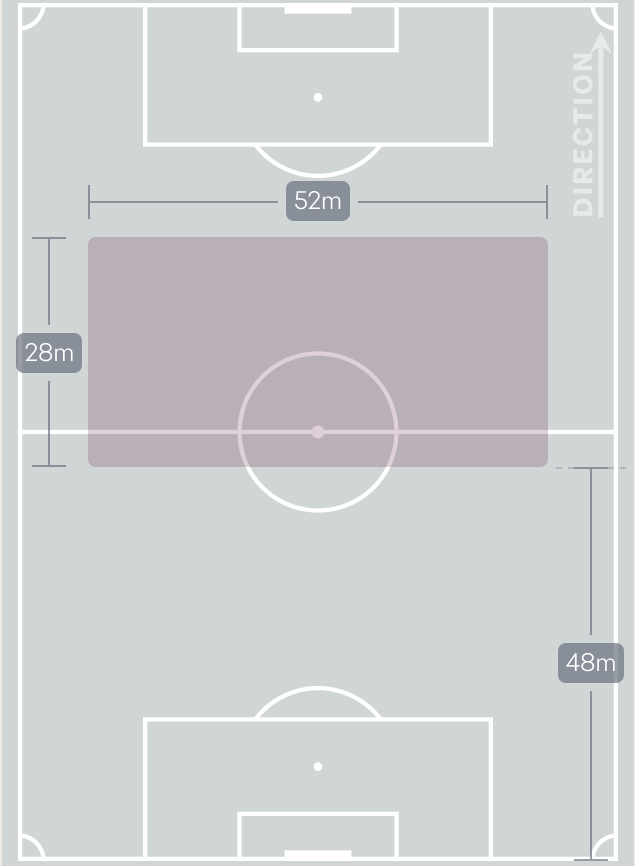

Final Third Phase

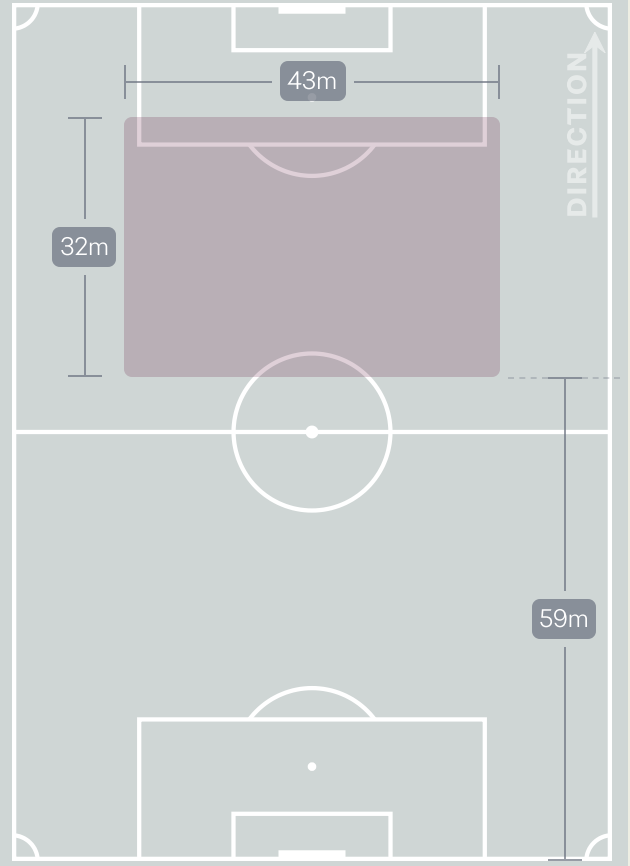

In Possession Line Height & Team Length

Fiji

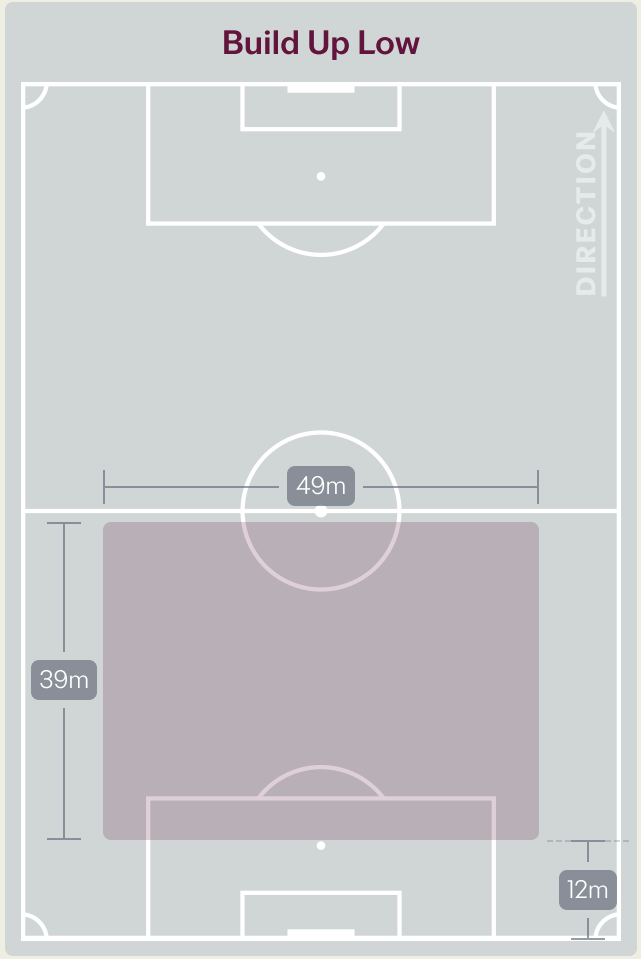

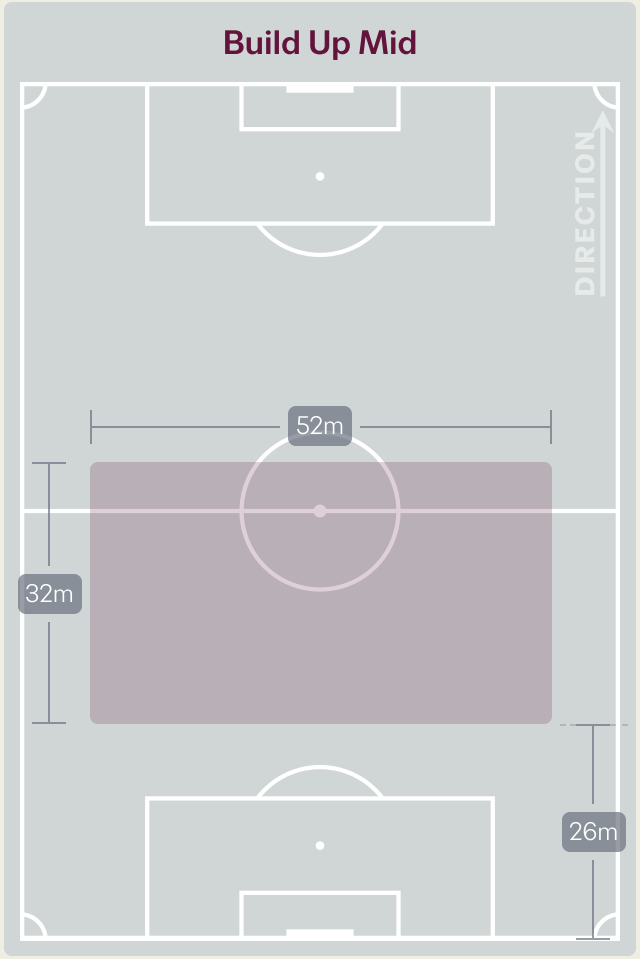

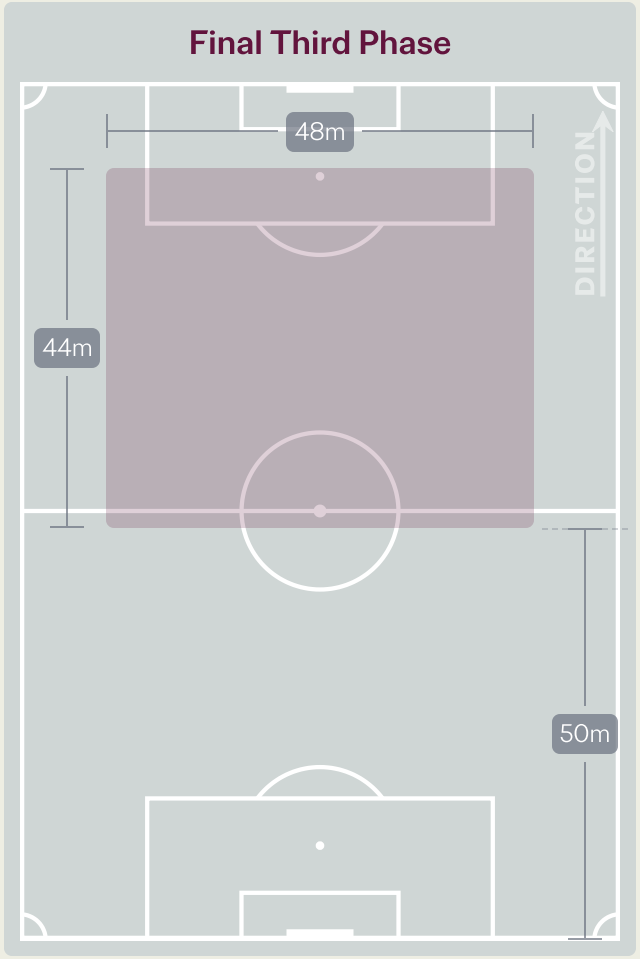

Line Breaks

Spain

Attempted Line Breaks
172

Attempted	Complete
42	36
98	91
32	23

4 Units

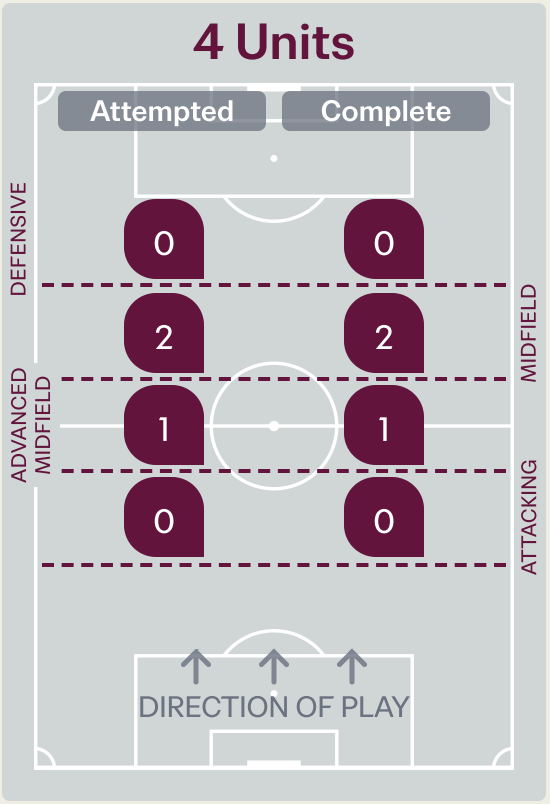

Attempted Line Breaks	3
Inside Shape	1
Outside Shape	2

3 Units

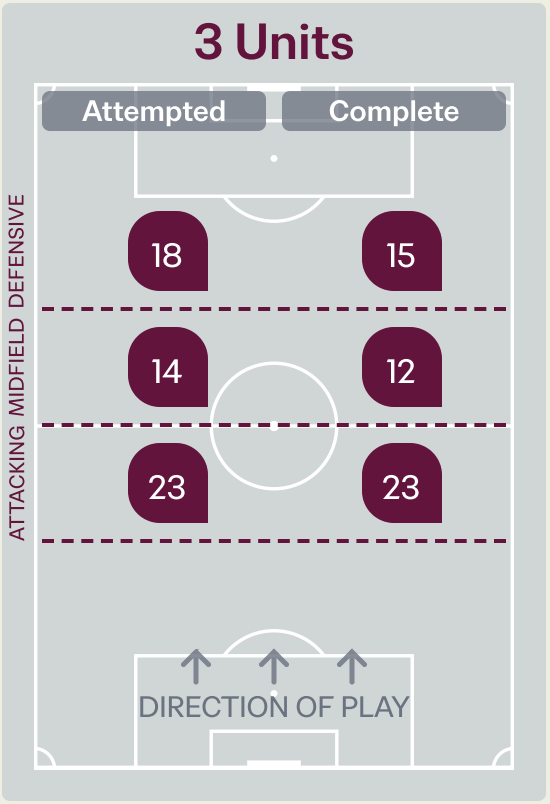

Attempted Line Breaks	55
Inside Shape	15
Outside Shape	40

2 Units

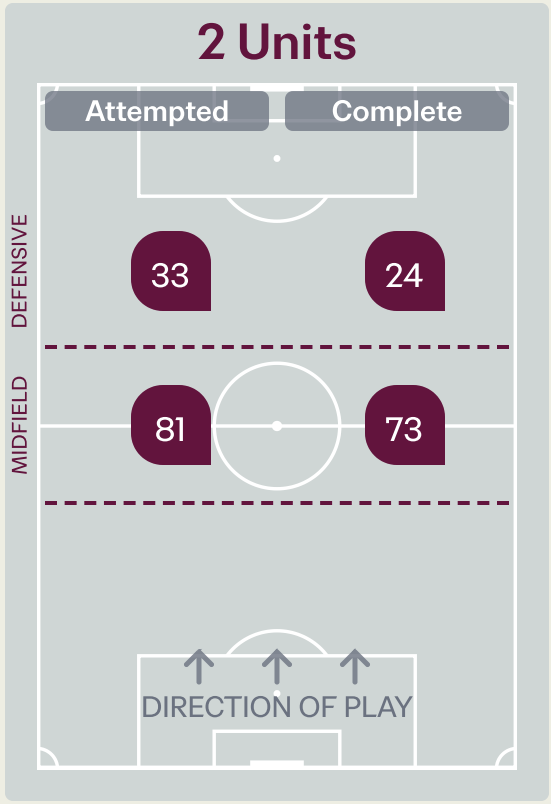

Attempted Line Breaks	114
Inside Shape	45
Outside Shape	69

Line Breaks

Fiji

Attempted Line Breaks
63

17	11
Attempted	Complete

19	10
Attempted	Complete

27	10
Attempted	Complete

4 Units

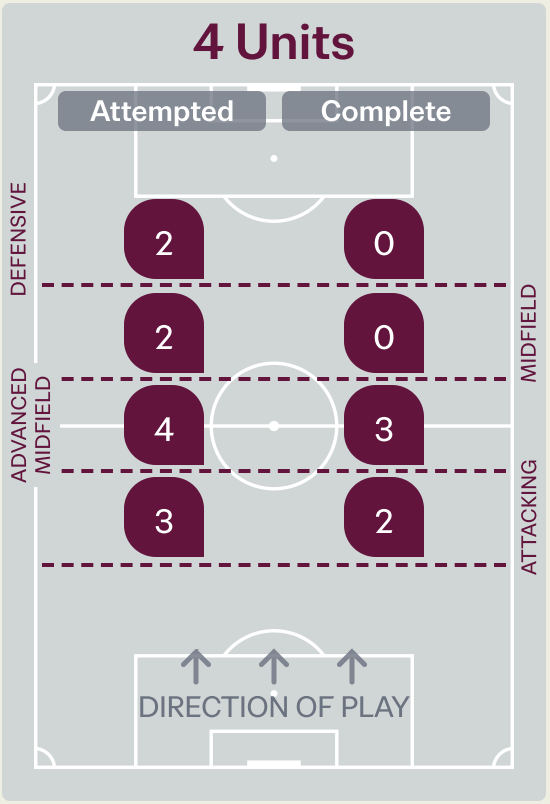

Attempted Line Breaks	11
Inside Shape	7
Outside Shape	4

3 Units

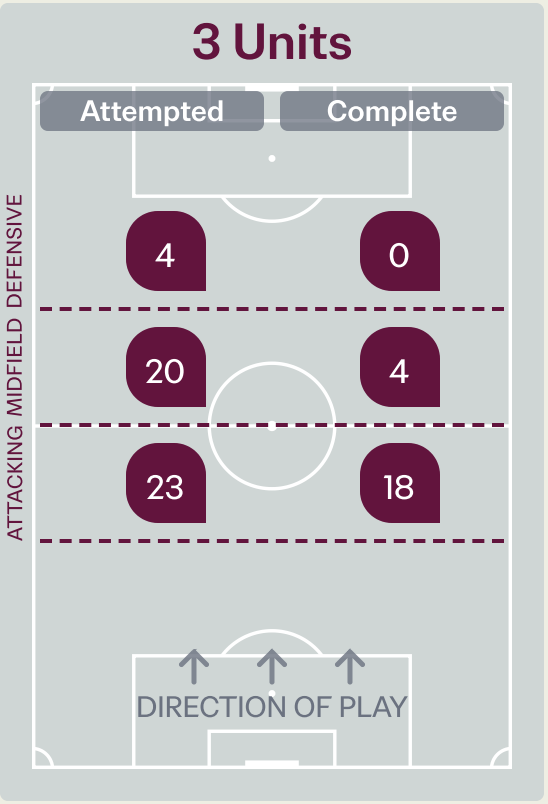

Attempted Line Breaks	47
Inside Shape	40
Outside Shape	7

2 Units

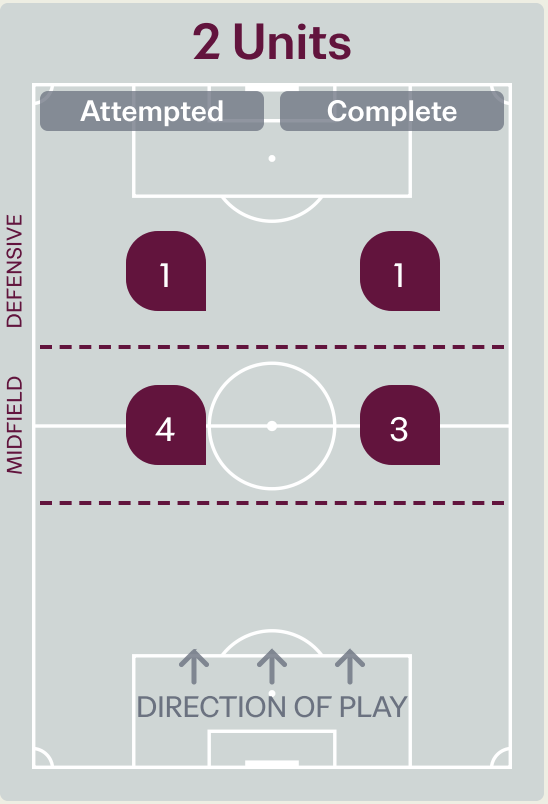

Attempted Line Breaks	5
Inside Shape	2
Outside Shape	3

Line Breaks

Spain

					4 Units				3 Units			2 Units		Direction			Distribution Type		
#	Player	Line Breaks Attempted	Line Breaks Completed	Line Break Completion %	Attacking Line	Attacking Midfield Line	Midfield Line	Defensive Line	Attacking Line	Midfield Line	Defensive Line	Midfield Line	Defensive Line	Through	Around	Over	Pass	Cross	Ball Progression
13	Darlington OSUCHUKWU	1	1	100%	0	0	0	0	1	0	0	0	0	0	1	0	1	0	0
2	Raul EXPOSITO	19	17	89%	0	0	0	0	0	0	2	12	5	1	11	7	19	0	0
4	Junior ZAMORANO	2	2	100%	0	0	0	0	1	0	0	1	0	0	2	0	2	0	0
8	Marco COMPANY	28	25	89%	0	0	0	0	1	4	2	10	11	12	14	2	26	1	1
9	Guillermo TRUJILLANO	7	2	29%	0	0	0	0	0	0	1	4	2	4	2	1	6	0	1
14	Baba KOUROUMA	20	19	95%	0	0	0	0	2	1	4	11	2	1	16	3	18	1	1
15	Jorge DOMINGUEZ LITUBA	23	21	91%	0	0	0	0	11	2	0	10	0	2	19	2	23	0	0
16	Mateo SOBRAL	14	13	93%	0	1	0	0	4	0	0	6	3	3	4	7	13	1	0
17	Iu MARTINEZ	4	4	100%	0	0	1	0	0	0	0	1	2	1	1	2	3	0	1
19	Roberto TOMAS	7	6	86%	0	0	0	0	0	0	0	2	5	4	2	1	6	0	1
20	Rafa CRUZ	12	9	75%	0	0	1	0	0	1	2	7	1	5	7	0	11	0	1
5	Sergi MAYANS	15	14	93%	0	0	0	0	3	3	2	7	0	3	7	5	14	0	1
6	Eloi GOMEZ	4	4	100%	0	0	0	0	0	0	0	4	0	0	4	0	4	0	0
7	Owen EMEKA	8	6	75%	0	0	0	0	0	2	3	3	0	3	4	1	4	1	3
12	Arnau CASES	7	6	86%	0	0	0	0	0	1	1	3	2	2	4	1	6	0	1
18	Yeremaiah RAMOS	1	1	100%	0	0	0	0	0	0	1	0	0	1	0	0	1	0	0

Line Breaks

Fiji

					4 Units				3 Units			2 Units		Direction			Distribution Type		
#	Player	Line Breaks Attempted	Line Breaks Completed	Line Break Completion %	Attacking Line	Attacking Midfield Line	Midfield Line	Defensive Line	Attacking Line	Midfield Line	Defensive Line	Midfield Line	Defensive Line	Through	Around	Over	Pass	Cross	Ball Progression
20	Kirikiti BIU	14	6	43%	0	1	2	0	5	5	1	0	0	1	1	12	14	0	0
2	Sialesi VATANITAWAKE	3	3	100%	1	1	0	0	1	0	0	0	0	0	3	0	3	0	0
5	Jone LOGA	3	1	33%	0	0	0	0	1	1	0	1	0	2	1	0	1	0	2
6	Maikah Lomax DAU	7	5	71%	0	0	0	0	3	2	0	2	0	4	0	3	6	0	1
9	Bai TITO	0	0	0%	0	0	0	0	0	0	0	0	0	0	0	0	0	0	0
10	Ryan ACHARI	1	1	100%	0	0	0	0	0	0	0	1	0	1	0	0	1	0	0
12	Somit MAHARAJ	9	4	44%	1	0	0	0	4	3	0	0	1	1	4	4	8	1	0
15	Saula MUATINI	1	1	100%	0	0	0	0	0	1	0	0	0	0	0	1	1	0	0
16	Akuila VATA	3	2	67%	0	0	0	0	1	2	0	0	0	1	2	0	3	0	0
17	Ayush NAIDU	11	6	55%	1	2	0	0	4	4	0	0	0	3	2	6	10	0	1
18	Jack RAIYAWA	4	1	25%	0	0	0	0	1	0	3	0	0	2	2	0	3	0	1
3	Kanav GOUNDER	1	0	0%	0	0	0	0	1	0	0	0	0	0	0	1	1	0	0
11	Nivaan REDDY	1	0	0%	0	0	0	1	0	0	0	0	0	0	1	0	0	0	1
13	Ryan SWAMI	2	1	50%	0	0	0	1	1	0	0	0	0	1	1	0	2	0	0
14	Isoa BASELALA	1	0	0%	0	0	0	0	1	0	0	0	0	0	1	0	0	0	1
19	Aidan ALI	2	0	0%	0	0	0	0	0	2	0	0	0	1	1	0	2	0	0

Passing Networks

Spain

#	Passes From ↓ to →	Darlington OSUCHUKWU	Raul EXPOSITO	Junior ZAMORANO	Marco COMPANY	Guillermo TRUJILLANO	Baba KOUROUMA	Jorge DOMINGUEZ LITUBA	Mateo SOBRAL	Iu MARTINEZ	Roberto TOMAS	Rafa CRUZ	Sergi MAYANS	Eloi GOMEZ	Owen EMEKA	Arnau CASES	Yeremaiah RAMOS
13	Darlington OSUCHUKWU		0	4	1	0	1	5	0	0	0	0	3	0	0	0	0
2	Raul EXPOSITO	3		3	1	2	1	15	14	18	2	0	2	1	1	5	0
4	Junior ZAMORANO	1	0		5	0	8	11	5	0	0	4	0	0	0	0	0
8	Marco COMPANY	0	1	4		8	16	3	8	2	2	12	3	0	6	2	0
9	Guillermo TRUJILLANO	0	6	1	3		2	0	3	3	2	2	2	0	1	1	1
14	Baba KOUROUMA	1	0	7	14	0		4	13	0	3	15	11	5	3	1	3
15	Jorge DOMINGUEZ LITUBA	3	17	5	2	3	2		1	8	0	3	14	1	1	10	0
16	Mateo SOBRAL	0	16	2	7	1	11	5		3	1	11	4	0	0	0	0
17	Iu MARTINEZ	0	8	0	2	7	0	0	2		5	2	0	0	0	0	0
19	Roberto TOMAS	0	0	1	3	2	1	2	3	6		1	0	0	0	0	0
20	Rafa CRUZ	0	2	2	12	1	16	0	5	1	2		1	0	0	0	1
5	Sergi MAYANS	2	1	0	5	1	11	17	1	1	0	1		1	1	2	2
6	Eloi GOMEZ	0	1	0	2	2	4	2	0	0	0	0	1		1	1	0
7	Owen EMEKA	0	1	0	2	0	3	0	0	0	0	0	2	2		0	0
12	Arnau CASES	0	7	0	2	6	1	1	1	0	0	0	0	1	1		1
18	Yeremaiah RAMOS	0	0	0	0	1	3	0	0	1	0	0	0	0	1	0	

Top 5 Player to Player Passers		
Player	Passed To	% of Total Team Passes
Raul EXPOSITO	Iu MARTINEZ	3%
Jorge DOMINGUEZ LITUBA	Raul EXPOSITO	2.8%
Sergi MAYANS	Jorge DOMINGUEZ LITUBA	2.8%
Marco COMPANY	Baba KOUROUMA	2.6%
Mateo SOBRAL	Raul EXPOSITO	2.6%

Passing Networks

Fiji

#	Passes From ↓ to →	Kirikiti BIU	Sialesi VATANITAWAKE	Jone LOGA	Maikah Lomax DAU	Bai TITO	Ryan ACHARI	Somit MAHARAJ	Saula MUATINI	Akuila VATA	Ayush NAIDU	Jack RAIYAWA	Kanav GOUNDER	Nivaan REDDY	Ryan SWAMI	Isoa BASELALA	Aidan ALI
20	Kirikiti BIU		4	0	3	1	0	2	1	1	9	0	0	1	0	1	0
2	Sialesi VATANITAWAKE	1		0	2	1	0	0	0	0	1	1	0	0	0	1	0
5	Jone LOGA	0	0		2	0	0	1	0	0	0	0	0	0	0	0	0
6	Maikah Lomax DAU	0	2	2		0	2	5	1	2	4	1	0	0	0	0	0
9	Bai TITO	3	0	0	10		0	0	2	1	0	0	0	0	0	0	0
10	Ryan ACHARI	1	0	0	1	0		1	2	0	3	1	0	0	1	0	1
12	Somit MAHARAJ	2	0	0	0	0	2		1	2	2	0	0	0	0	0	0
15	Saula MUATINI	0	1	0	0	0	1	1		2	0	0	0	0	0	0	0
16	Akuila VATA	0	0	0	0	1	4	0	2		0	0	0	0	0	0	0
17	Ayush NAIDU	1	1	0	2	0	2	5	0	0		1	1	0	1	0	2
18	Jack RAIYAWA	0	0	2	1	0	1	0	0	0	0		0	0	0	0	0
3	Kanav GOUNDER	0	0	0	0	0	0	0	0	0	0	0		0	0	0	1
11	Nivaan REDDY	0	0	0	0	0	0	0	0	0	0	1	0		1	0	0
13	Ryan SWAMI	0	0	0	0	0	1	0	0	0	0	0	0	0		0	2
14	Isoa BASELALA	0	0	0	0	0	0	0	1	0	0	0	0	0	0		0
19	Aidan ALI	0	0	0	0	0	2	0	0	0	2	1	0	0	0	0	

Top 5 Player to Player Passers		
Player	Passed To	% of Total Team Passes
Bai TITO	Maikah Lomax DAU	7.6%
Kirikiti BIU	Ayush NAIDU	6.8%
Maikah Lomax DAU	Somit MAHARAJ	3.8%
Ayush NAIDU	Somit MAHARAJ	3.8%
Kirikiti BIU	Sialesi VATANITAWAKE	3%

Attempts at Goal

Spain

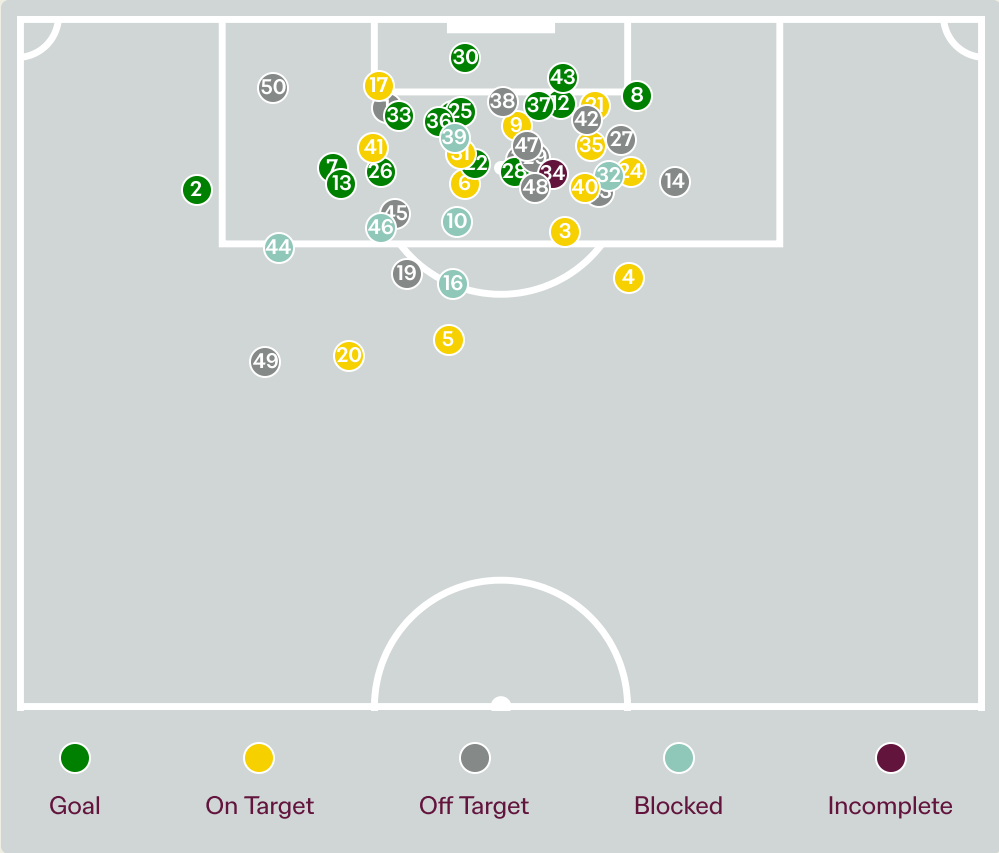

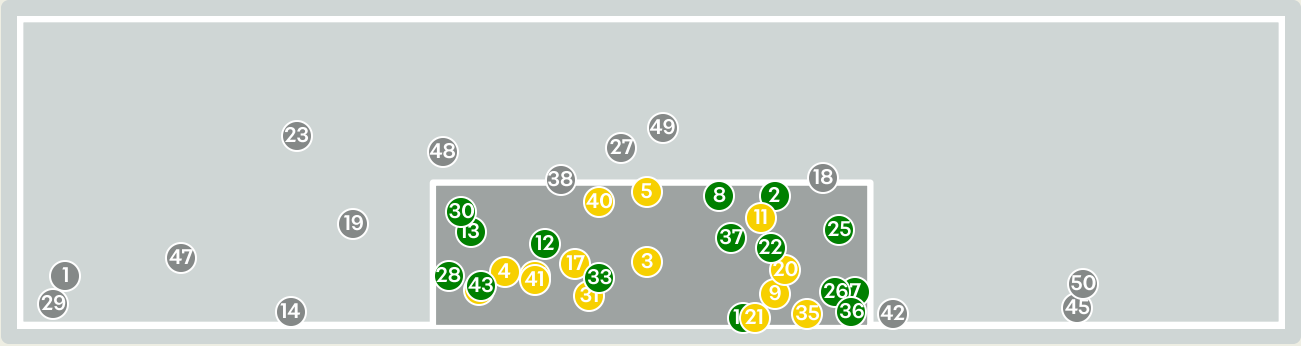

Key	Outcome	Shots
	Goals	15
	On Target	14
	Off Target	14
	Blocked	6
	Incomplete	1

Attempts at Goal

Spain



Time	Player	Outcome	Body Part	Delivery Type
2	8 Marco COMPANY	Deflected Off Target - Defensive Event	Left Foot	Loose Ball
4	20 Rafa CRUZ	On Target - Goal	Right Foot	Ball Progression
7	9 Guillermo TRUJILLANO	On Target - Saved	Left Foot	Pass
7	19 Roberto TOMAS	On Target - Saved	Right Foot	Pass
7	16 Mateo SOBRAL	On Target - Saved	Right Foot	Loose Ball
8	4 Junior ZAMORANO	On Target - Saved	Right Foot	Loose Ball
9	20 Rafa CRUZ	On Target - Goal	Right Foot	Pass
11	19 Roberto TOMAS	On Target - Goal	Right Foot	Loose Ball
13	4 Junior ZAMORANO	On Target - Saved	Head	Cross
16	20 Rafa CRUZ	Incomplete - Blocked	Right Foot	Pass
16	15 Jorge DOMINGUEZ LITUBA	On Target - Saved	Head	Corner
18	19 Roberto TOMAS	On Target - Goal	Left Foot	Pass
20	20 Rafa CRUZ	On Target - Goal	Right Foot	Interception
22	17 Iu MARTINEZ	Off Target	Right Foot	Pass
24	9 Guillermo TRUJILLANO	On Target - Goal	Left Foot	Pass
28	20 Rafa CRUZ	Incomplete - Blocked	Right Foot	Cross
29	14 Baba KOUROUMA	On Target - Saved	Head	Cross

Attempts at Goal

Spain

Time	Player	Outcome	Body Part	Delivery Type
30	9 Guillermo TRUJILLANO	Off Target	Left Foot	Cross
31	14 Baba KOUROUMA	Off Target	Left Foot	Loose Ball
33	16 Mateo SOBRAL	On Target - Saved	Right Foot	Pass
33	9 Guillermo TRUJILLANO	On Target - Saved	Right Foot	Loose Ball
34	19 Roberto TOMAS	On Target - Goal	Right Foot	Penalty
36	19 Roberto TOMAS	Off Target	Right Foot	Cross
37	8 Marco COMPANY	On Target - Saved	Right Foot	Loose Ball
39	9 Guillermo TRUJILLANO	On Target - Goal	Head	Pass
42	8 Marco COMPANY	On Target - Goal	Left Foot	Pass
44	9 Guillermo TRUJILLANO	Off Target	Right Foot	Pass
50	9 Guillermo TRUJILLANO	On Target - Goal	Left Foot	Penalty
52	18 Yeremaiah RAMOS	Deflected Off Target - Defensive Event	Right Foot	Other
52	15 Jorge DOMINGUEZ LITUBA	On Target - Goal	Right Foot	Corner
54	9 Guillermo TRUJILLANO	On Target - Saved	Left Foot	Loose Ball
56	9 Guillermo TRUJILLANO	Incomplete - Blocked	Left Foot	Loose Ball
56	20 Rafa CRUZ	On Target - Goal	Right Foot	Pass
63	9 Guillermo TRUJILLANO	Incomplete - Player On Ball Error	Left Foot	Loose Ball

Attempts at Goal

Spain

Time	Player	Outcome	Body Part	Delivery Type
64	18 Yeremaiah RAMOS	On Target - Saved	Left Foot	Loose Ball
64	20 Rafa CRUZ	On Target - Goal	Right Foot	Ball Progression
73	15 Jorge DOMINGUEZ LITUBA	On Target - Goal	Head	Corner
76	18 Yeremaiah RAMOS	Off Target	Head	Cross
76	18 Yeremaiah RAMOS	Incomplete - Blocked	Right Foot	Loose Ball
77	9 Guillermo TRUJILLANO	On Target - Saved	Left Foot	Pass
78	18 Yeremaiah RAMOS	On Target - Saved	Right Foot	Pass
78	6 Eloi GOMEZ	Off Target - Saved	Head	Corner
79	18 Yeremaiah RAMOS	On Target - Goal	Right Foot	Pass
83	7 Owen EMEKA	Incomplete - Blocked	Right Foot	Loose Ball
85	8 Marco COMPANY	Deflected Off Target - Defensive Event	Left Foot	Pass
86	15 Jorge DOMINGUEZ LITUBA	Incomplete - Blocked	Right Foot	Pass
88	18 Yeremaiah RAMOS	Off Target	Head	Cross
89	9 Guillermo TRUJILLANO	Off Target	Left Foot	Loose Ball
90	7 Owen EMEKA	Off Target	Right Foot	Freekick
91	7 Owen EMEKA	Off Target	Left Foot	Ball Progression

Attempts at Goal

Fiji

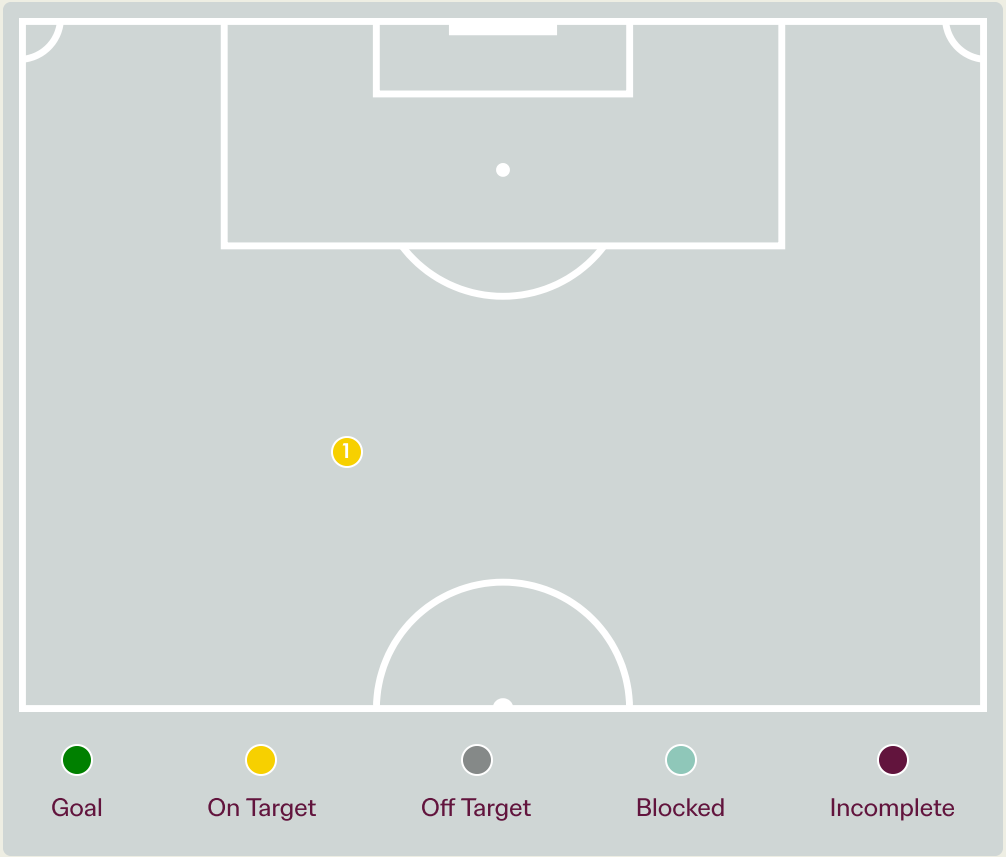



Key	Outcome	Shots
	Goals	0
	On Target	1
	Off Target	0
	Blocked	0
	Incomplete	0

Attempts at Goal

Fiji



Time	Player	Outcome	Body Part	Delivery Type
8	6 Maikah Lomax DAU	On Target - Saved	Left Foot	Loose Ball

Crosses (Open Play)

Spain

Cross Locations



Delivery Type

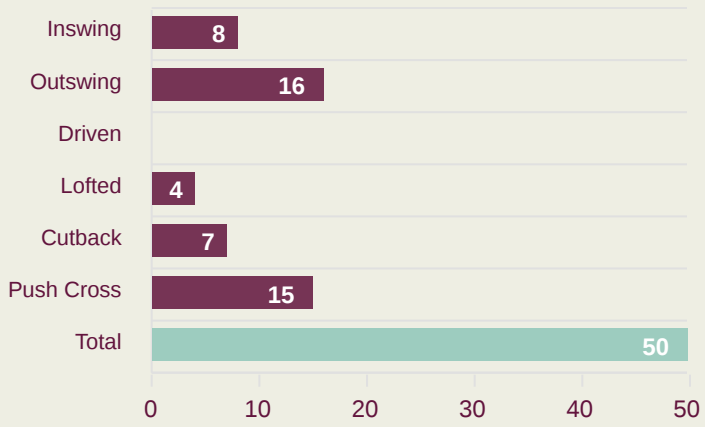

Cross Zones

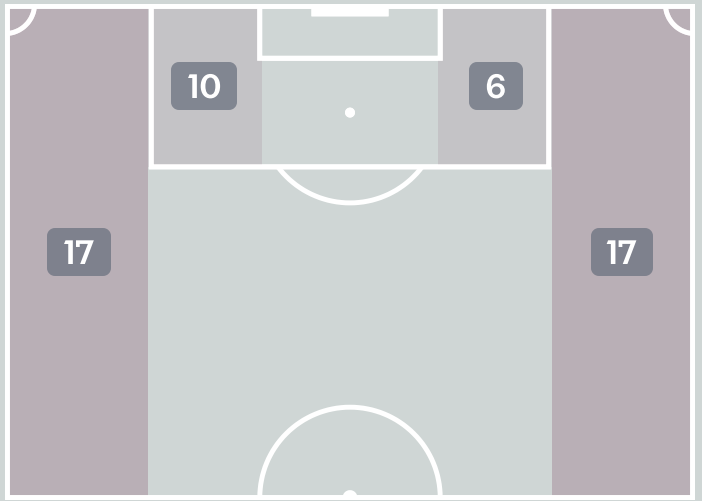

Attempted

50

Completed

19

Most Crosses Attempted

15

Iu MARTINEZ

RIGHT WINGER

#	Player	Inswing	Outswing	Driven	Lofted	Cutback	Push Cross	Total Attempted
13	Darlington OSUCHUKWU	0	0	0	0	0	0	0
2	Raul EXPOSITO	0	3	0	0	0	0	3
4	Junior ZAMORANO	0	0	0	0	0	0	0
8	Marco COMPANY	0	1	0	0	1	0	2
9	Guillermo TRUJILLANO	0	0	0	0	1	0	1
14	Baba KOUROUMA	0	7	0	1	0	3	11
15	Jorge DOMINGUEZ LITUBA	0	0	0	0	0	0	0
16	Mateo SOBRAL	3	0	0	0	0	0	3
17	Iu MARTINEZ	0	4	0	2	4	5	15
19	Roberto TOMAS	0	0	0	0	0	1	1
20	Rafa CRUZ	1	0	0	0	0	4	5
5	Sergi MAYANS	0	0	0	0	0	0	0
6	Eloi GOMEZ	0	0	0	0	0	0	0
7	Owen EMEKA	4	0	0	0	0	2	6
12	Arnau CASES	0	1	0	1	1	0	3
18	Yeremaiah RAMOS	0	0	0	0	0	0	0

Crosses (Open Play)

Fiji

Cross Locations

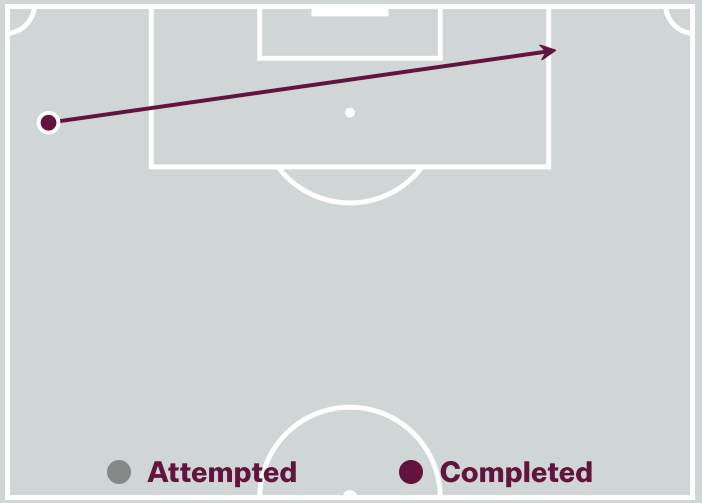

Delivery Type

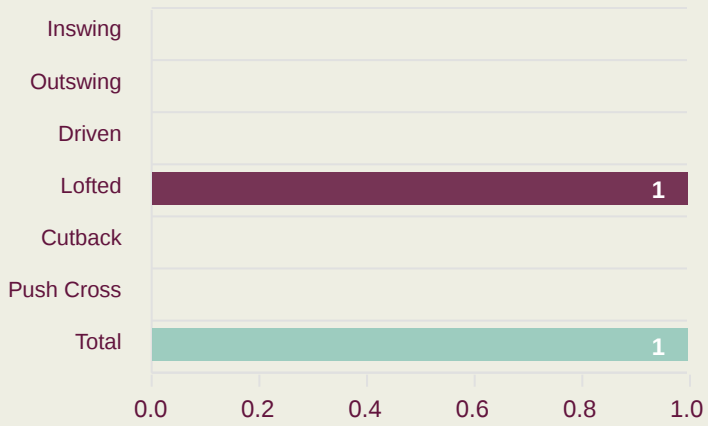

Cross Zones

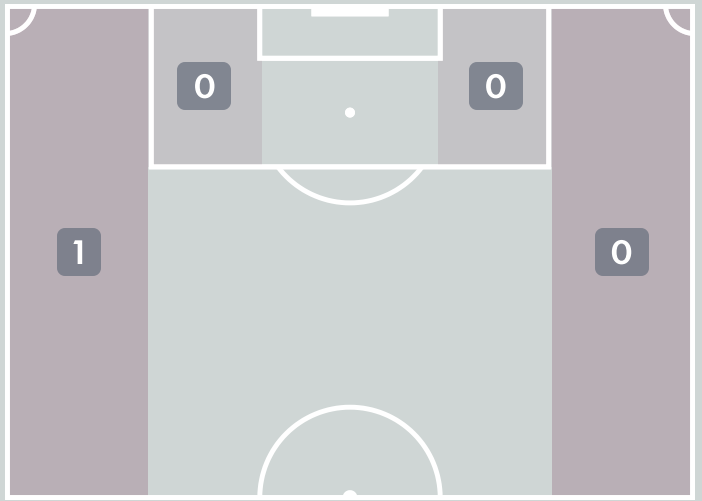

Attempted

1

Completed

1

Most Crosses Attempted

1

Somit MAHARAJ
LEFT CENTRE BACK

#	Player	Inswing	Outswing	Driven	Lofted	Cutback	Push Cross	Total Attempted
20	Kirikiti BIU	0	0	0	0	0	0	0
2	Sialesi VATANITAWAKE	0	0	0	0	0	0	0
5	Jone LOGA	0	0	0	0	0	0	0
6	Maikah Lomax DAU	0	0	0	0	0	0	0
9	Bai TITO	0	0	0	0	0	0	0
10	Ryan ACHARI	0	0	0	0	0	0	0
12	Somit MAHARAJ	0	0	0	1	0	0	1
15	Saula MUATINI	0	0	0	0	0	0	0
16	Akuila VATA	0	0	0	0	0	0	0
17	Ayush NAIDU	0	0	0	0	0	0	0
18	Jack RAIYAWA	0	0	0	0	0	0	0
3	Kanav GOUNDER	0	0	0	0	0	0	0
11	Nivaan REDDY	0	0	0	0	0	0	0
13	Ryan SWAMI	0	0	0	0	0	0	0
14	Isoa BASELALA	0	0	0	0	0	0	0
19	Aidan ALI	0	0	0	0	0	0	0

Offering to Receive

Spain

304
Total Offers Made

112
Total Offers Received

Most Offers
99
Guillermo TRUJILLANO
CENTRE FORWARD

238
Offers Made in Final Third

63
Offers Made in Middle Third

3
Offers Made in Defensive Third

Offers Made Inside Shape

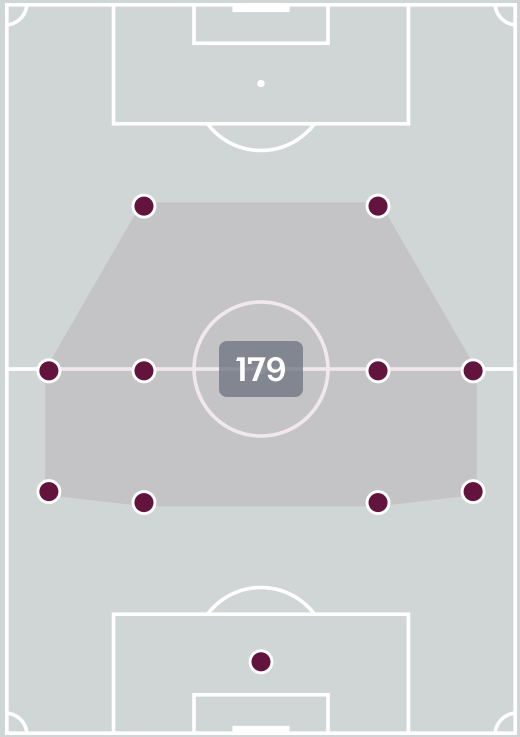

Offers Made Outside Shape

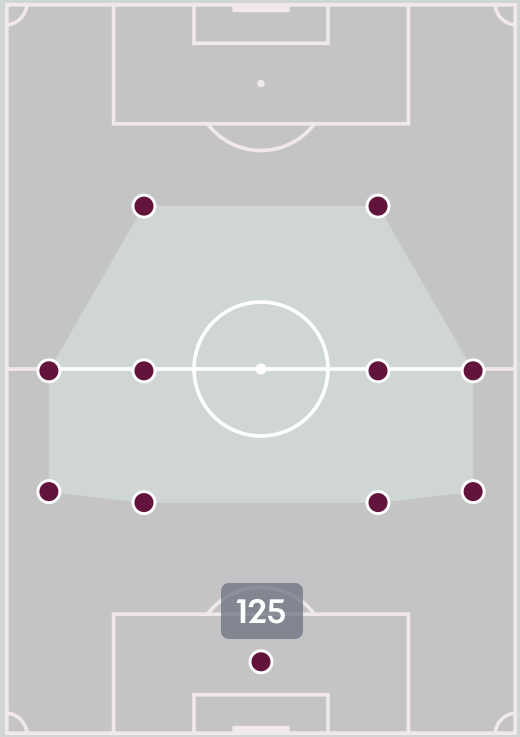

#	Player	Offers Made	Offers Received	% Made & Received
13	Darlington OSUCHUKWU	0	0	0%
2	Raul EXPOSITO	21	9	42.9%
4	Junior ZAMORANO	1	0	0%
8	Marco COMPANY	22	14	63.6%
9	Guillermo TRUJILLANO	99	27	27.3%
14	Baba KOUROUMA	21	10	47.6%
15	Jorge DOMINGUEZ LITUBA	0	0	0%
16	Mateo SOBRAL	5	5	100%
17	Iu MARTINEZ	28	15	53.6%
19	Roberto TOMAS	15	1	6.7%
20	Rafa CRUZ	56	18	32.1%
5	Sergi MAYANS	4	4	100%
6	Eloi GOMEZ	0	0	0%
7	Owen EMEKA	7	2	28.6%
12	Arnau CASES	5	4	80%
18	Yeremaiah RAMOS	20	3	15%

Offering to Receive

Fiji

70
Total Offers Made

17
Total Offers Received

Most Offers
16
Jone LOGA
RIGHT CENTRE MIDFIELD

14
Offers Made in Final Third

30
Offers Made in Middle Third

26
Offers Made in Defensive Third

Offers Made Inside Shape

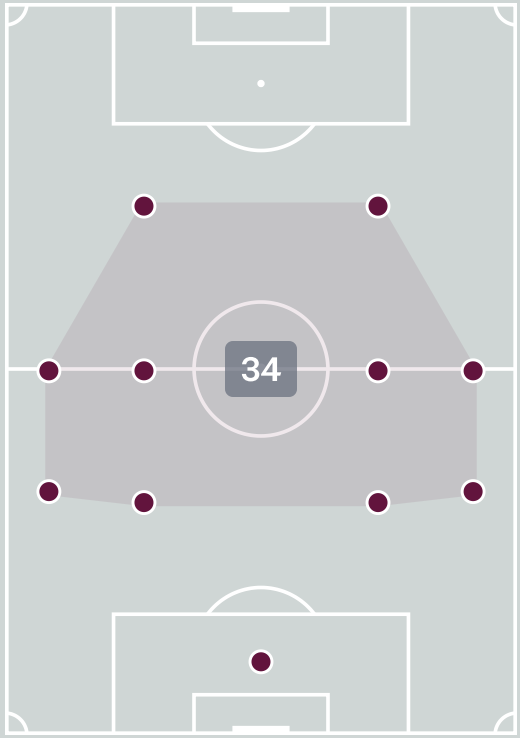

Offers Made Outside Shape

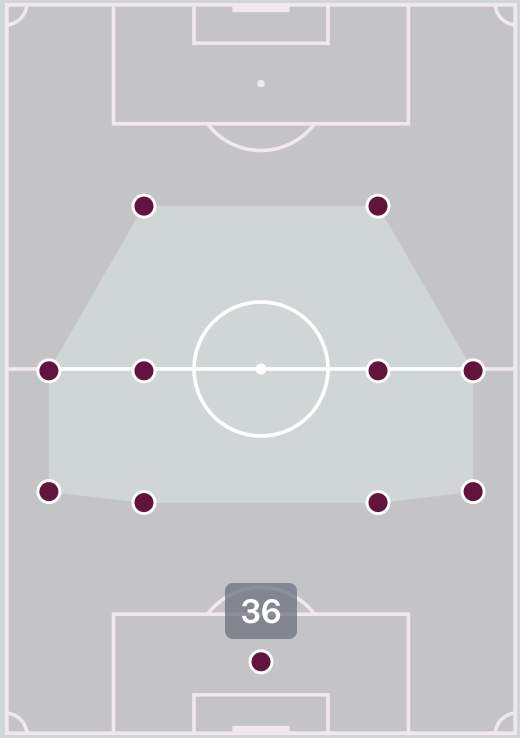

#	Player	Offers Made	Offers Received	% Made & Received
20	Kirikiti BIU	0	0	0%
2	Sialesi VATANITAWAKE	1	0	0%
5	Jone LOGA	16	4	25%
6	Maikah Lomax DAU	1	0	0%
9	Bai TITO	3	0	0%
10	Ryan ACHARI	12	2	16.7%
12	Somit MAHARAJ	0	0	0%
15	Saula MUATINI	2	0	0%
16	Akuila VATA	9	2	22.2%
17	Ayush NAIDU	5	2	40%
18	Jack RAIYAWA	3	2	66.7%
3	Kanav GOUNDER	0	0	0%
11	Nivaan REDDY	1	1	100%
13	Ryan SWAMI	9	2	22.2%
14	Isoa BASELALA	0	0	0%
19	Aidan ALI	8	2	25%

Movement to Receive

Spain

Movement Types by Phase

Final Third Phase

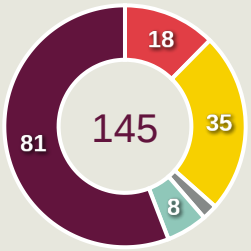

Progression Phase

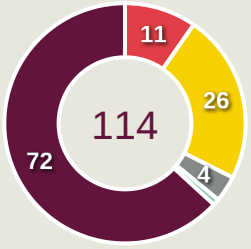

Build Up Phase

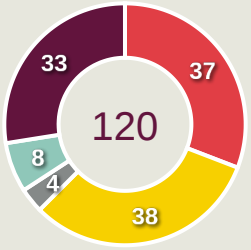

All Movement Types

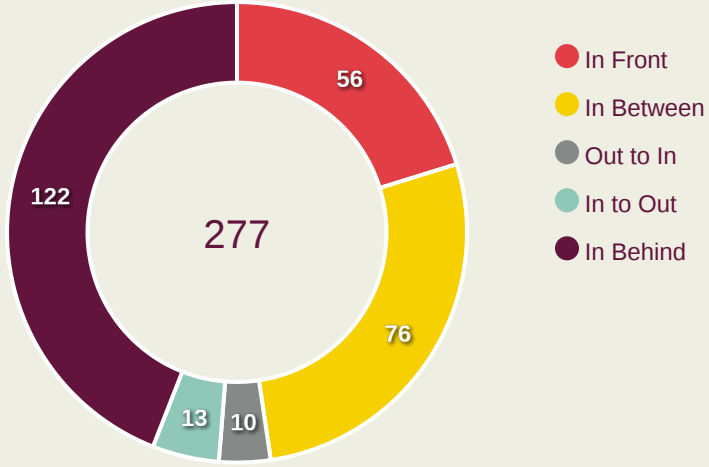

Top Ranked Players

Type	Player	Movements
In Front	9 Guillermo TRUJILLANO	20
In Between	9 Guillermo TRUJILLANO	44
Out to In	20 Rafa CRUZ	4
In to Out	20 Rafa CRUZ	4
In Behind	9 Guillermo TRUJILLANO	26

Movement Types Pitch Third

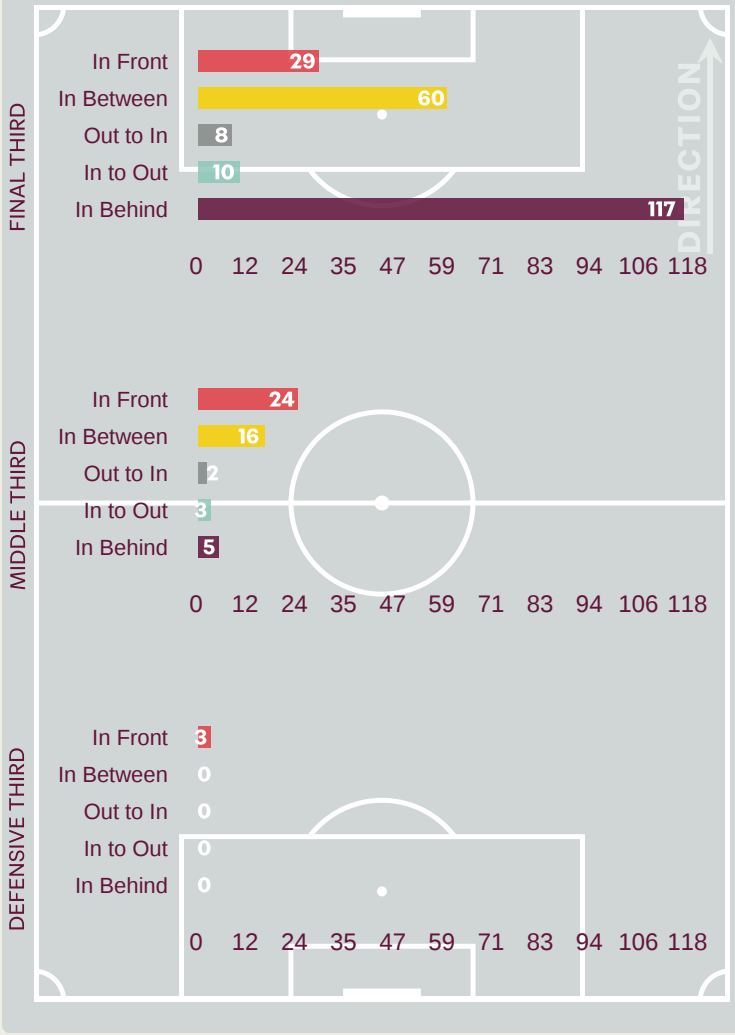

Movement to Receive

Fiji

Movement Types by Phase

Final Third Phase

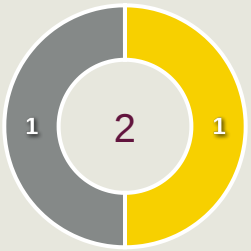

Progression Phase



Build Up Phase

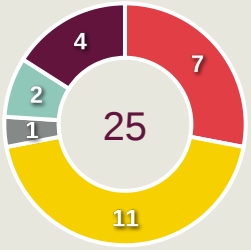

All Movement Types

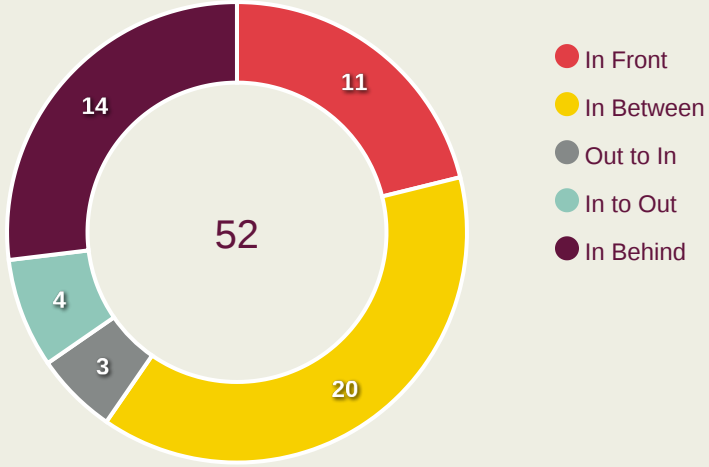

Top Ranked Players

Type	Player	Movements
In Front	5 Jone LOGA	5
In Between	5 Jone LOGA	8
Out to In	13 Ryan SWAMI	2
In to Out	5 Jone LOGA	2
In Behind	9 Bai TITO	3

Movement Types Pitch Third

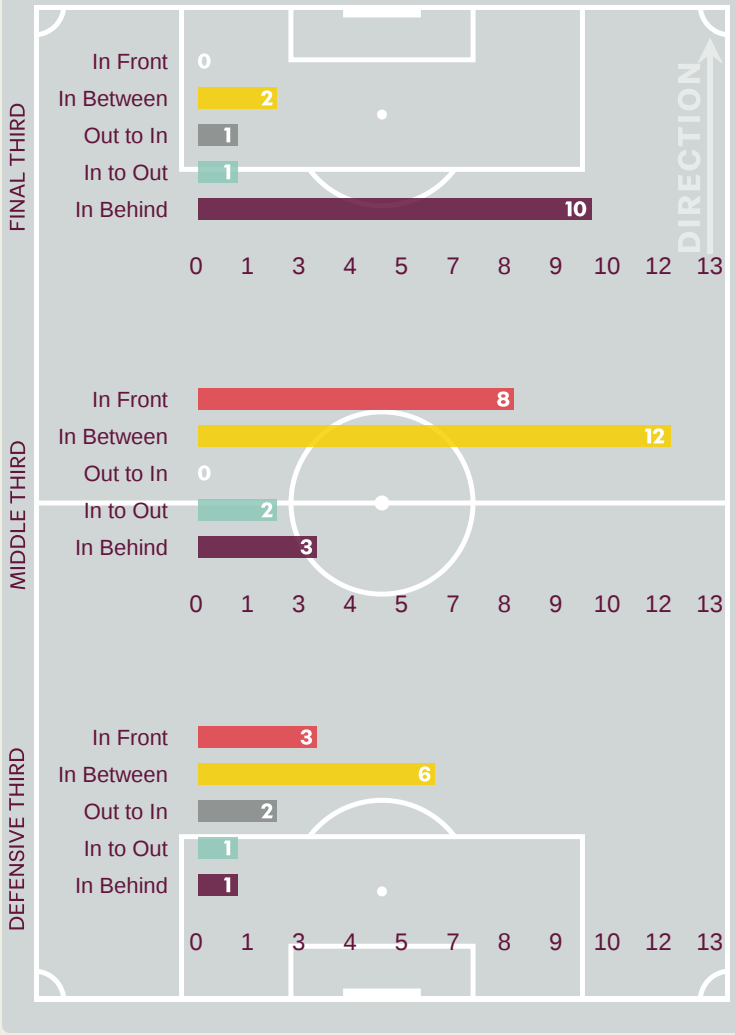

OUT OF POSSESSION




Spain v Fiji

Defensive Actions

Spain

45	34	9	24	11.11
Forced Turnovers	Possession Regained	Interceptions	Tackles	Possession Actions / Defensive Action

Forced Turnovers

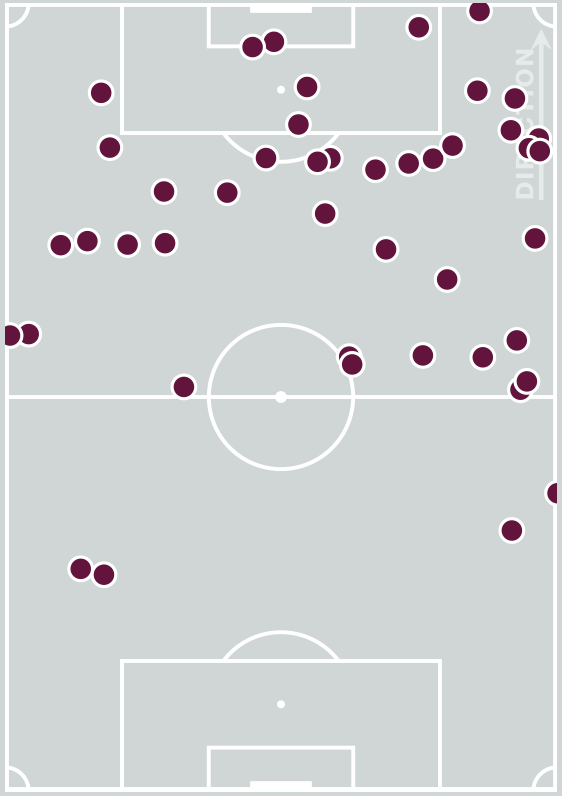

Possession Regain

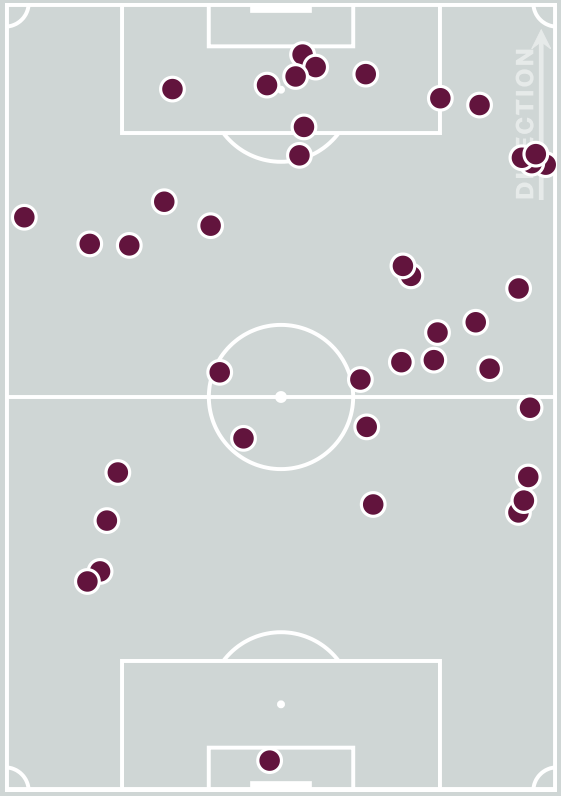

Blocks

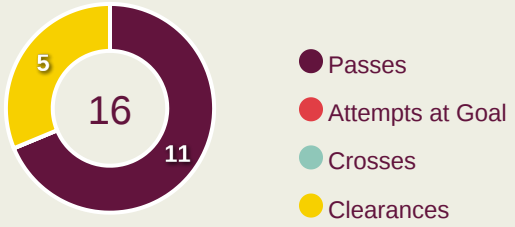

Possession Contests

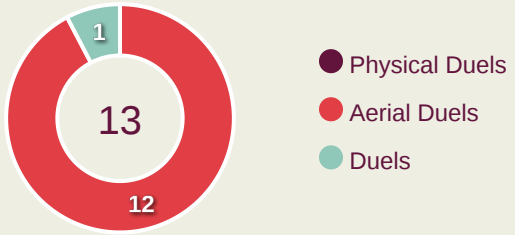

Most Possession Regains

7

Raul EXPOSITO
RIGHT BACK

#	Player	Total Possession Regains
13	Darlington OSUCHUKWU	1
2	Raul EXPOSITO	7
4	Junior ZAMORANO	1
8	Marco COMPANY	1
9	Guillermo TRUJILLANO	2
14	Baba KOUROUMA	4
15	Jorge DOMINGUEZ LITUBA	2
16	Mateo SOBRAL	5
17	Iu MARTINEZ	2
19	Roberto TOMAS	3
20	Rafa CRUZ	2
5	Sergi MAYANS	1
6	Eloi GOMEZ	3
7	Owen EMEKA	0
12	Arnau CASES	0
18	Yeremaiah RAMOS	0

Defensive Actions

Fiji

35	34	2	37	1.05
Forced Turnovers	Possession Regained	Interceptions	Tackles	Possession Actions / Defensive Action

Forced Turnovers

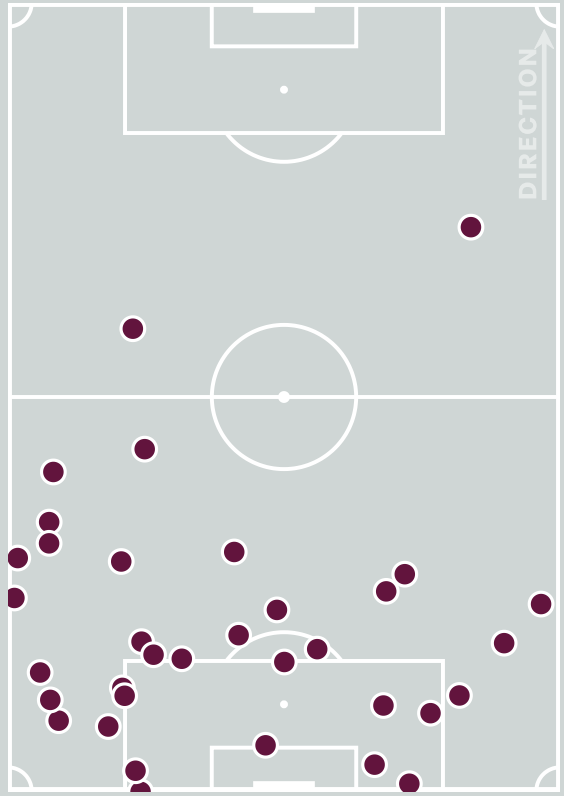

Possession Regain

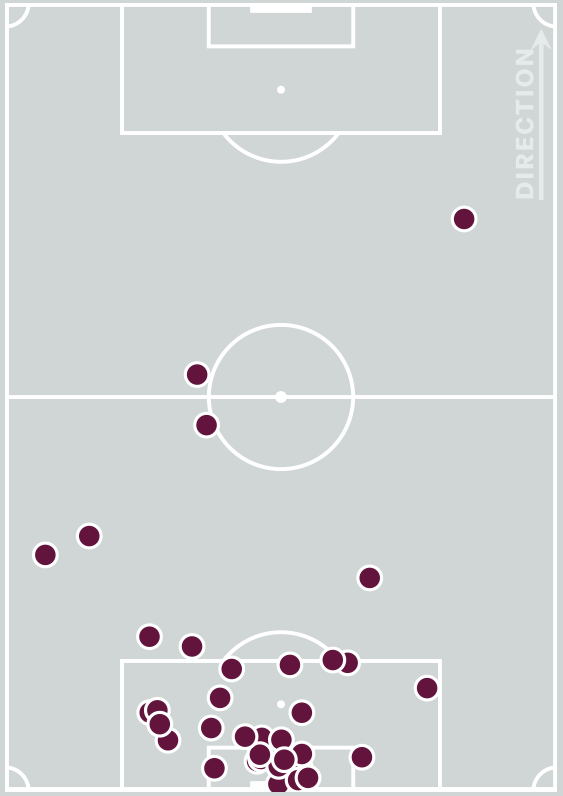

Blocks

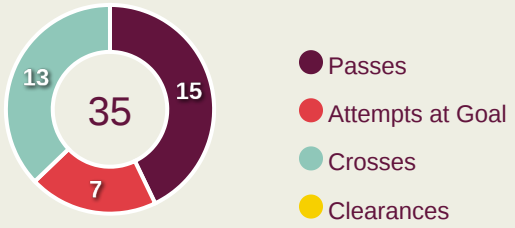

Possession Contests

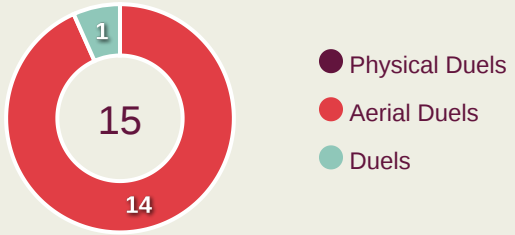

Most Possession Regains

11

Kirikiti BIU
GOALKEEPER

#	Player	Total Possession Regains
20	Kirikiti BIU	11
2	Sialesi VATANITAWAKE	3
5	Jone LOGA	1
6	Maikah Lomax DAU	3
9	Bai TITO	2
10	Ryan ACHARI	0
12	Somit MAHARAJ	2
15	Saula MUATINI	0
16	Akuila VATA	0
17	Ayush NAIDU	4
18	Jack RAIYAWA	3
3	Kanav GOUNDER	3
11	Nivaan REDDY	0
13	Ryan SWAMI	1
14	Isoa BASELALA	1
19	Aidan ALI	0

Defensive Line Height & Team Length

Spain

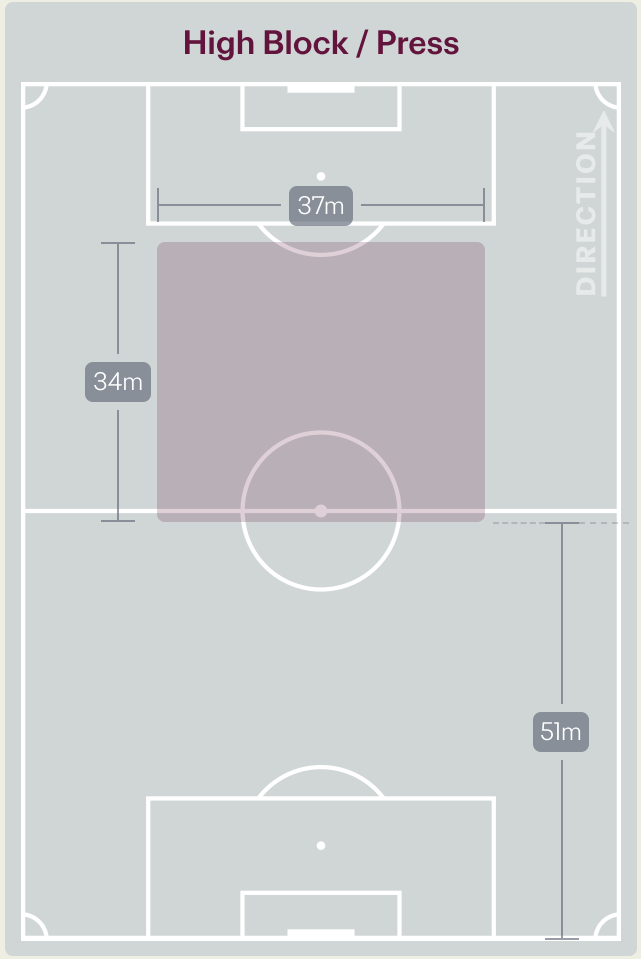

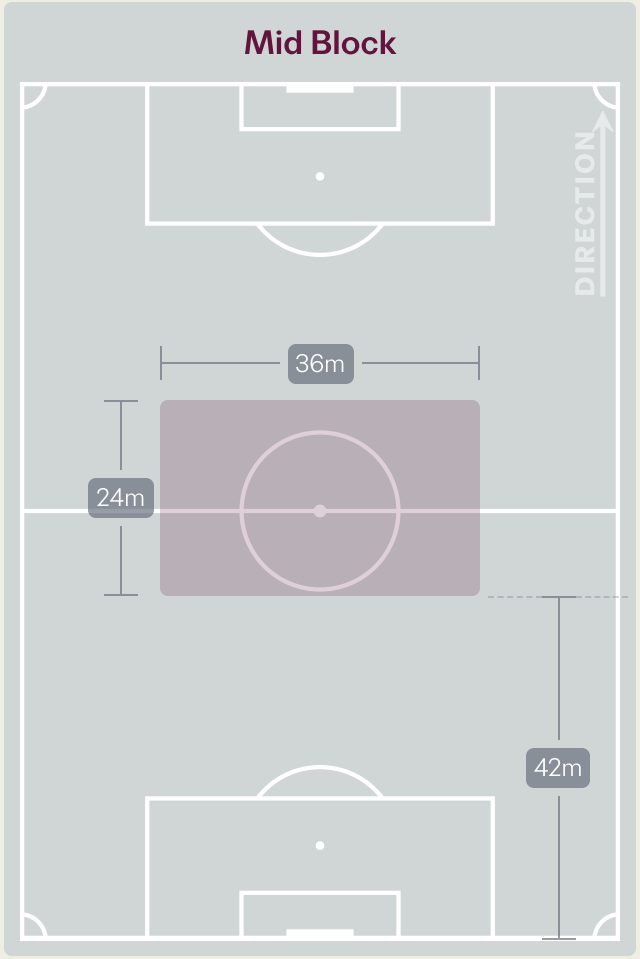

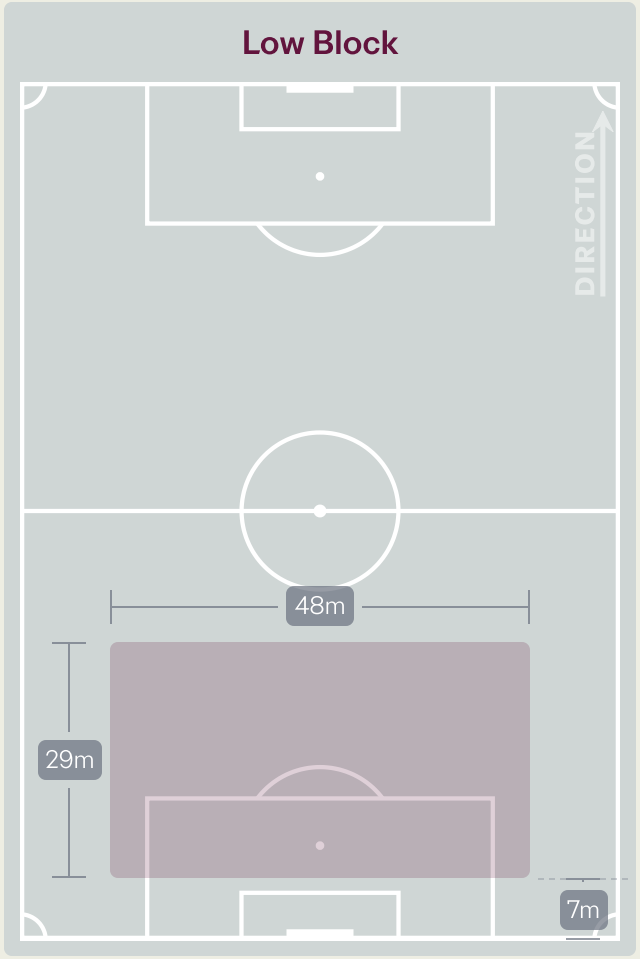

Defensive Line Height & Team Length

Fiji

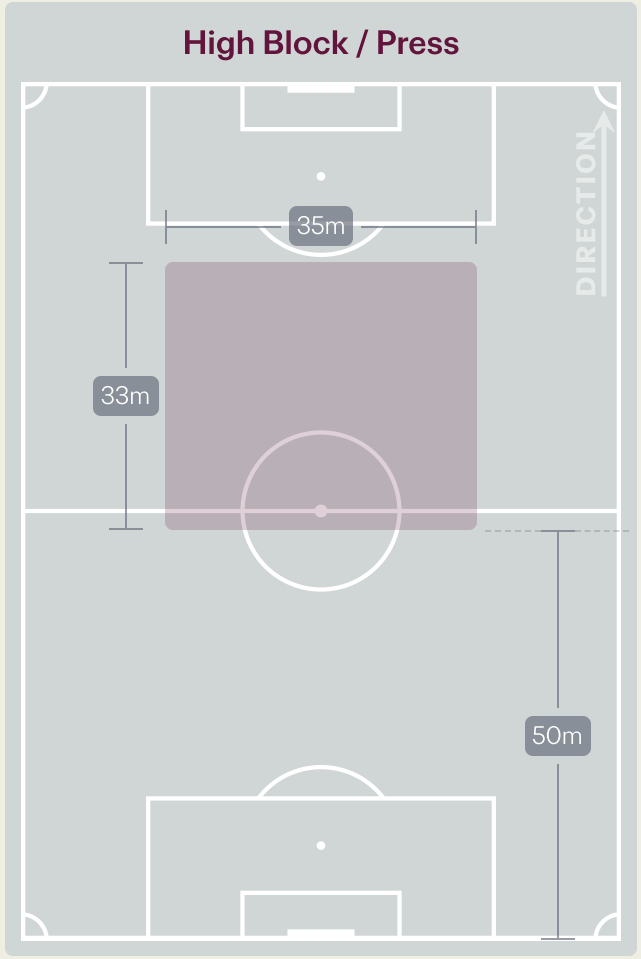

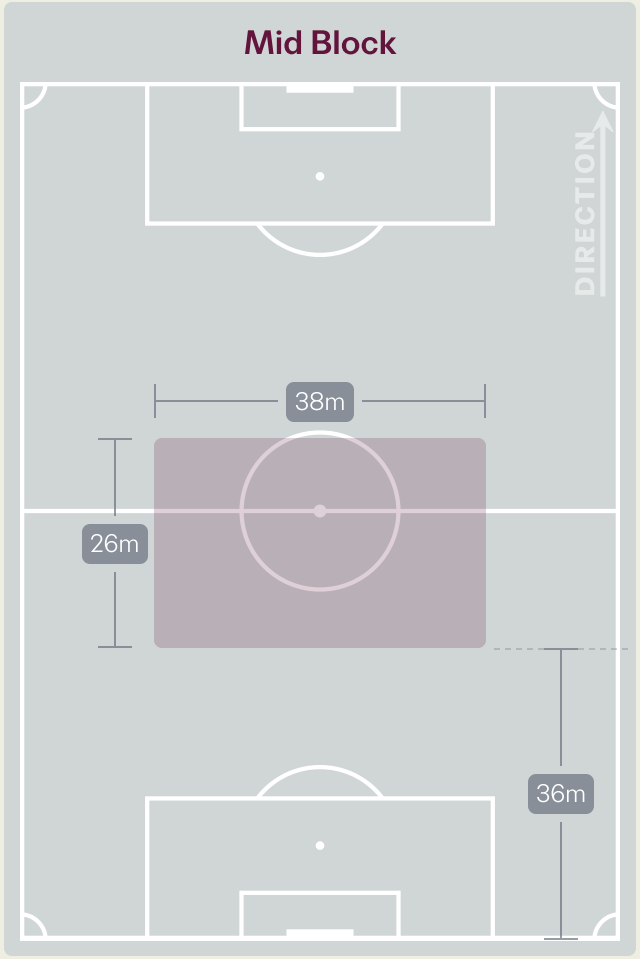

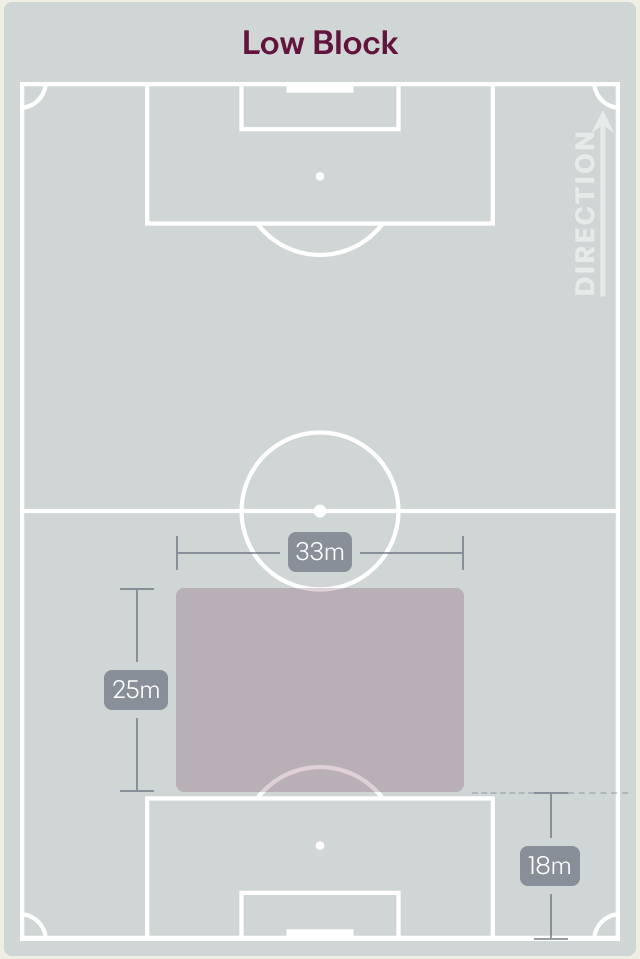

Defensive Pressure

Spain

Fiji

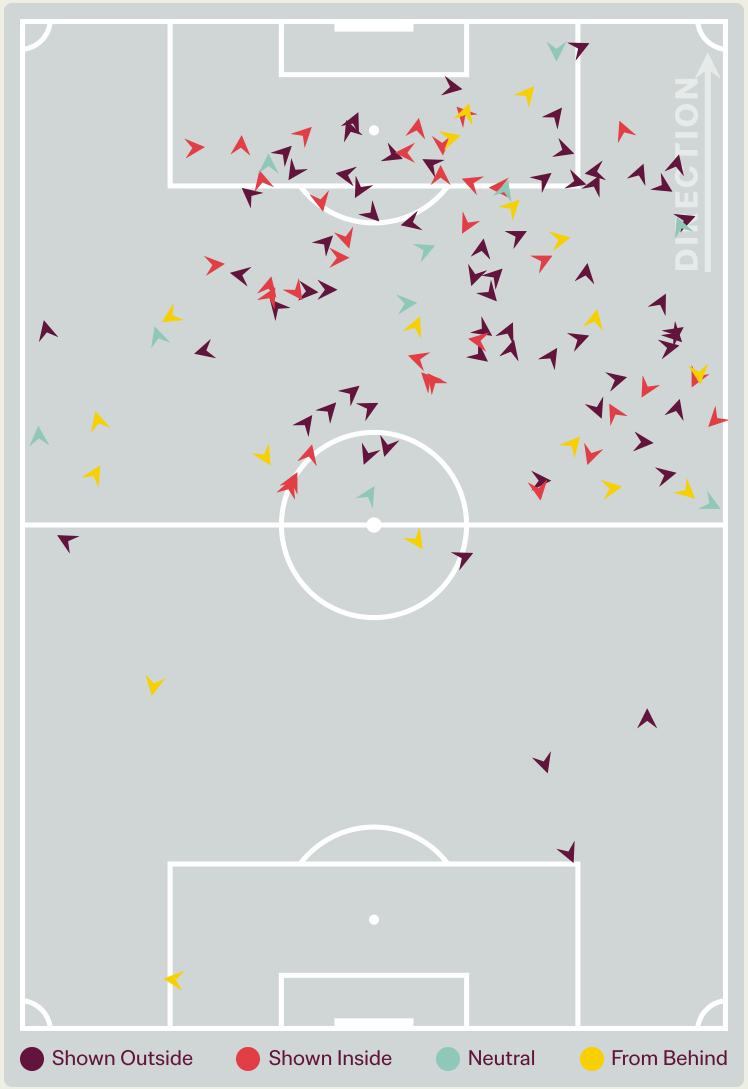

Spain		Fiji
125	Total Pressures	318
21	Direct Pressures	40
1.58s	Avg Pressure Duration	1.27s
45	Forced Turnovers	35
7.34s	Ball Recovery Time	20.52s
51	Pushing on into Pressing	111
86	Pushing on	186
34	Pressing Direction Inside	49
63	Pressing Direction Outside	199

Most Direct Pressures

5

Marco COMPANY

LEFT CENTRE MIDFIELD

Most Direct Pressures

7

Maikah Lomax DAU

RIGHT MIDFIELD

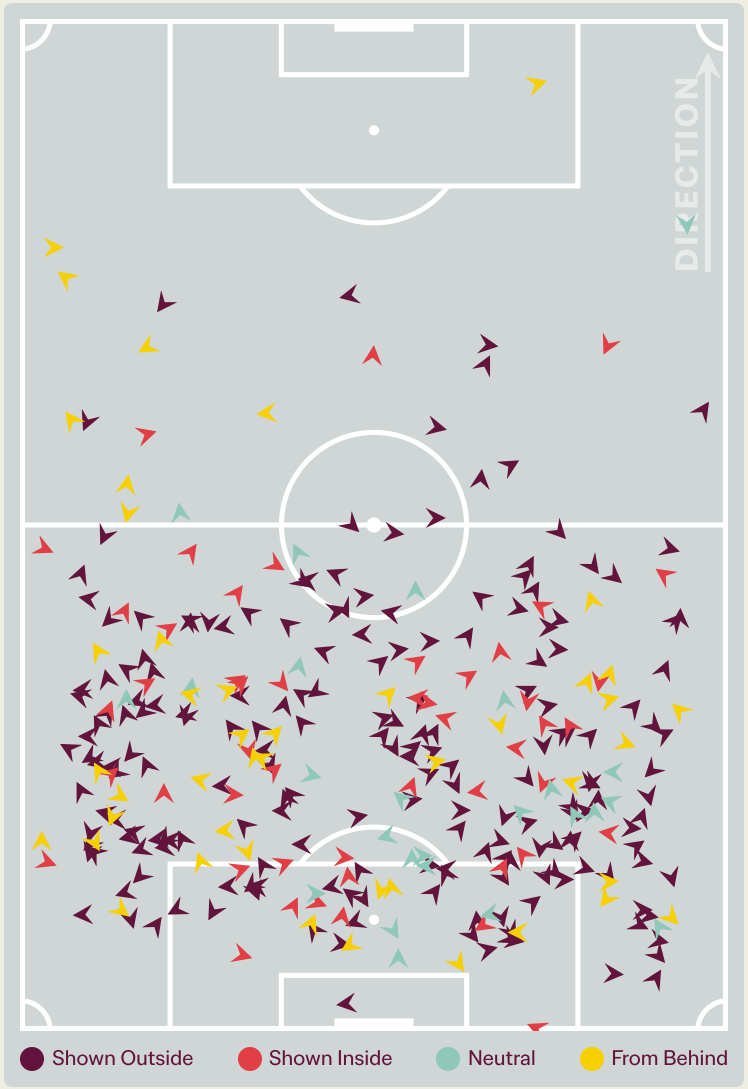

GOALKEEPING




Spain v Fiji

Goalkeeping Involvement

Spain

Spain GK Involvement Timeline

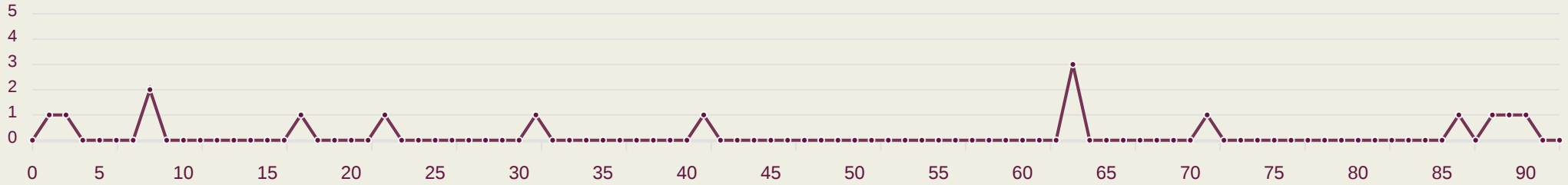

16

Total Involvements

Fiji

Fiji GK Involvement Timeline

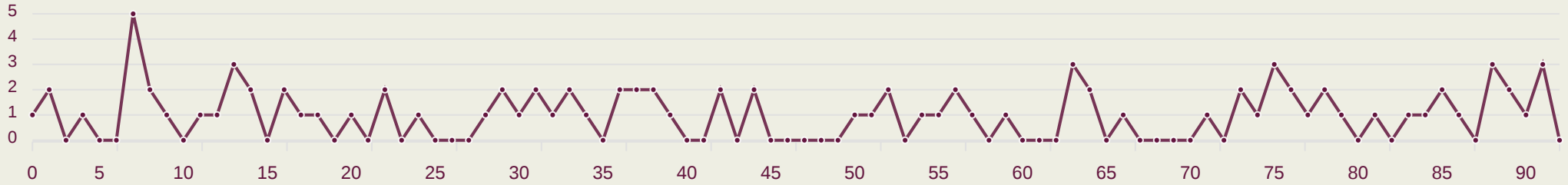

92

Total Involvements

Goalkeeping Distribution

Spain

Kick from Feet

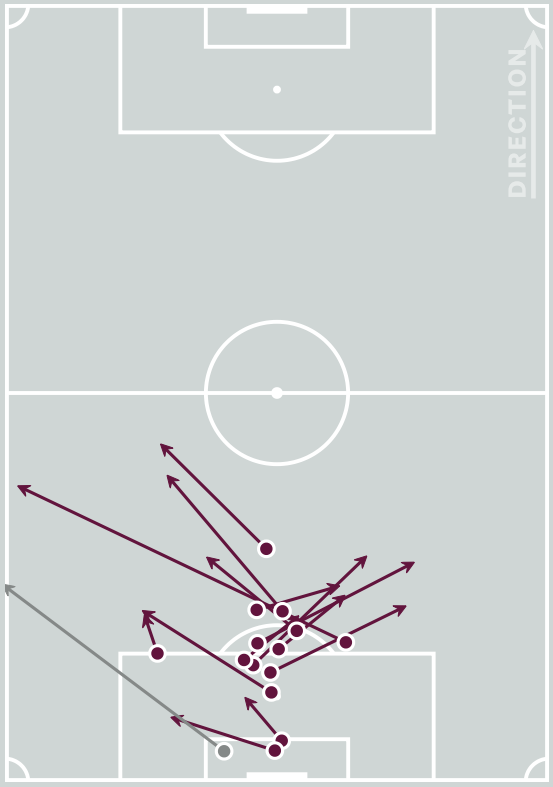

Complete Incomplete

- Play Onto
- Play Into
- Play Around
- Play Through
- Play Beyond
- Other

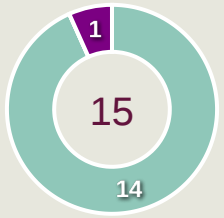

Kick from Hands

Complete Incomplete

- Side Kick
- From Hands
- Drop Kick

0

Throw Distribution

Complete Incomplete

- Over Arm
- Under Arm
- Side Arm
- Chest

0

Total Distributions

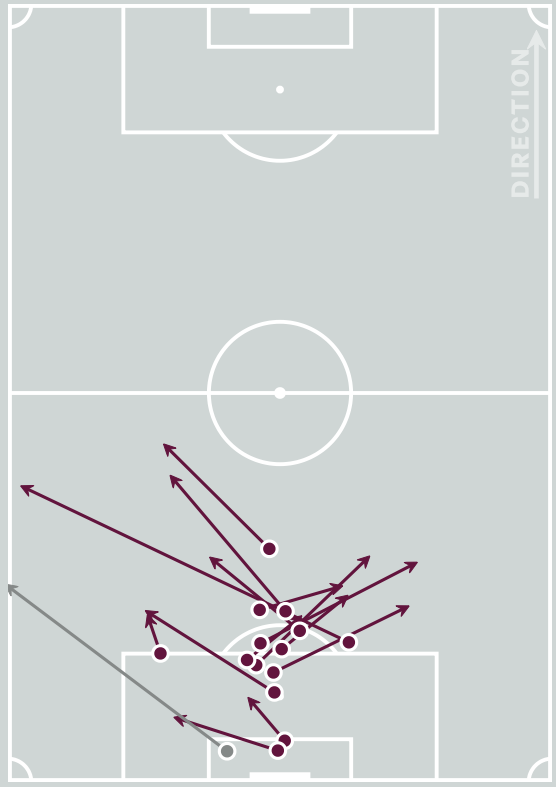

Complete Incomplete

1

Goalkeeper Line Breaks

Goalkeeping Distribution

Fiji

Kick from Feet

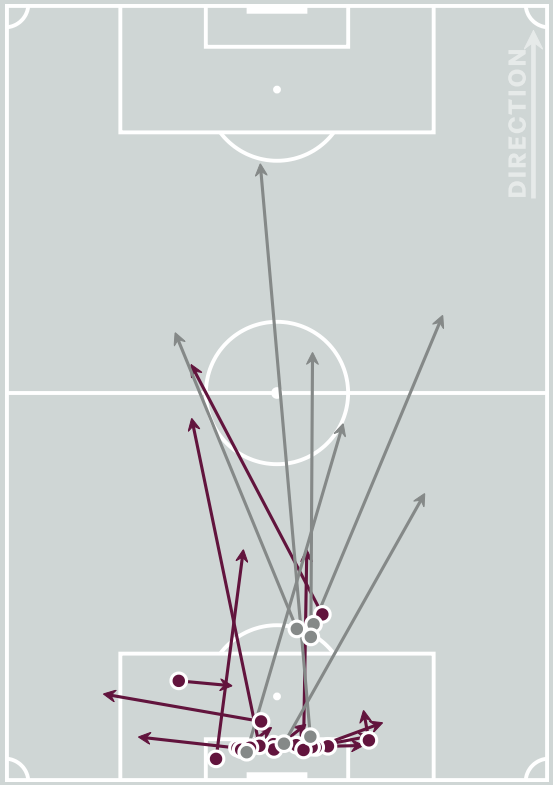

Complete Incomplete

- Play Onto
- Play Into
- Play Around
- Play Through
- Play Beyond
- Other

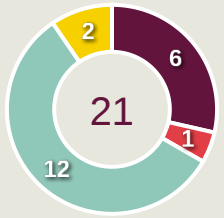

Kick from Hands

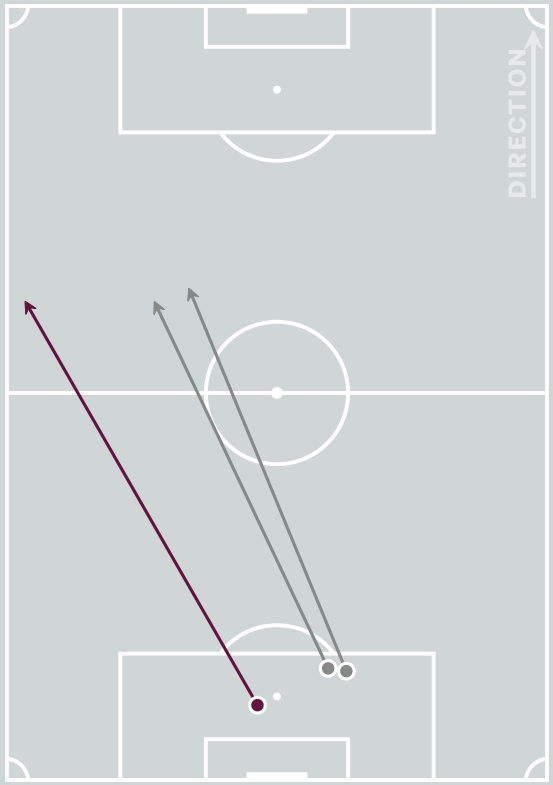

Complete Incomplete

- Side Kick
- From Hands
- Drop Kick



Throw Distribution

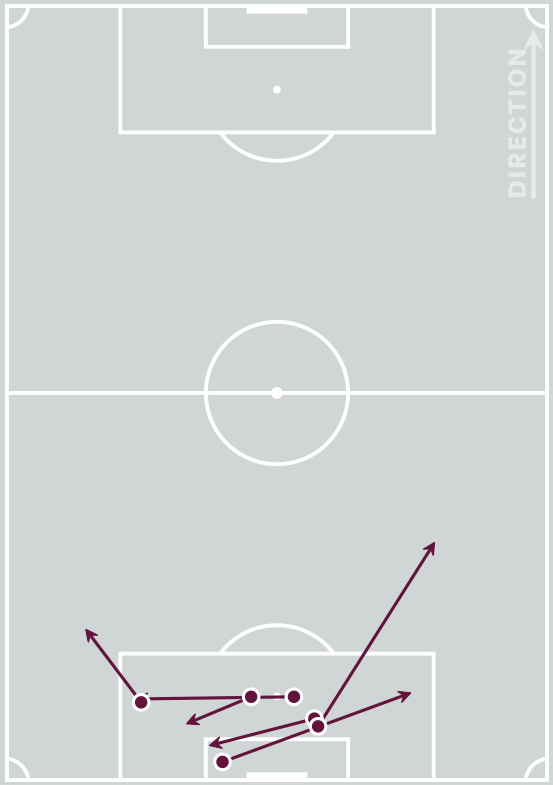

Complete Incomplete

- Over Arm
- Under Arm
- Side Arm
- Chest

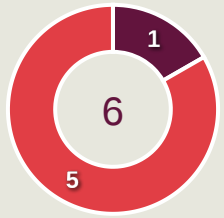

Total Distributions

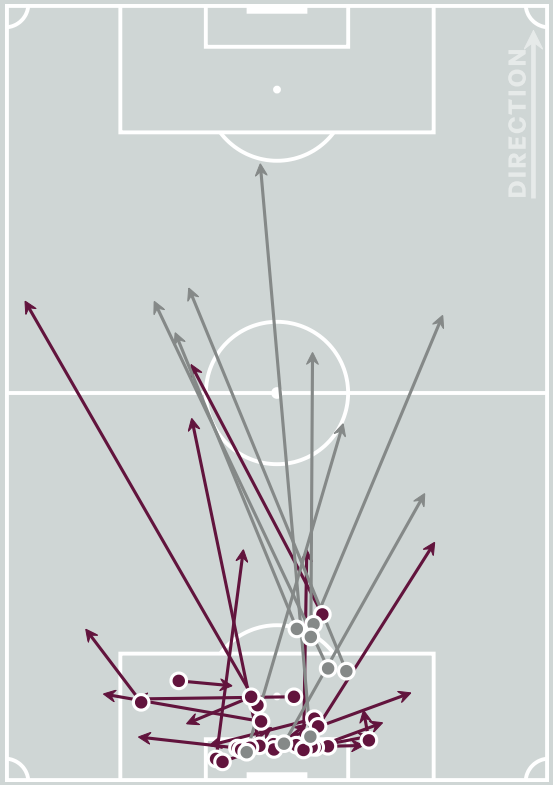

Complete Incomplete

14

Goalkeeper Line Breaks

Goal Prevention

Spain

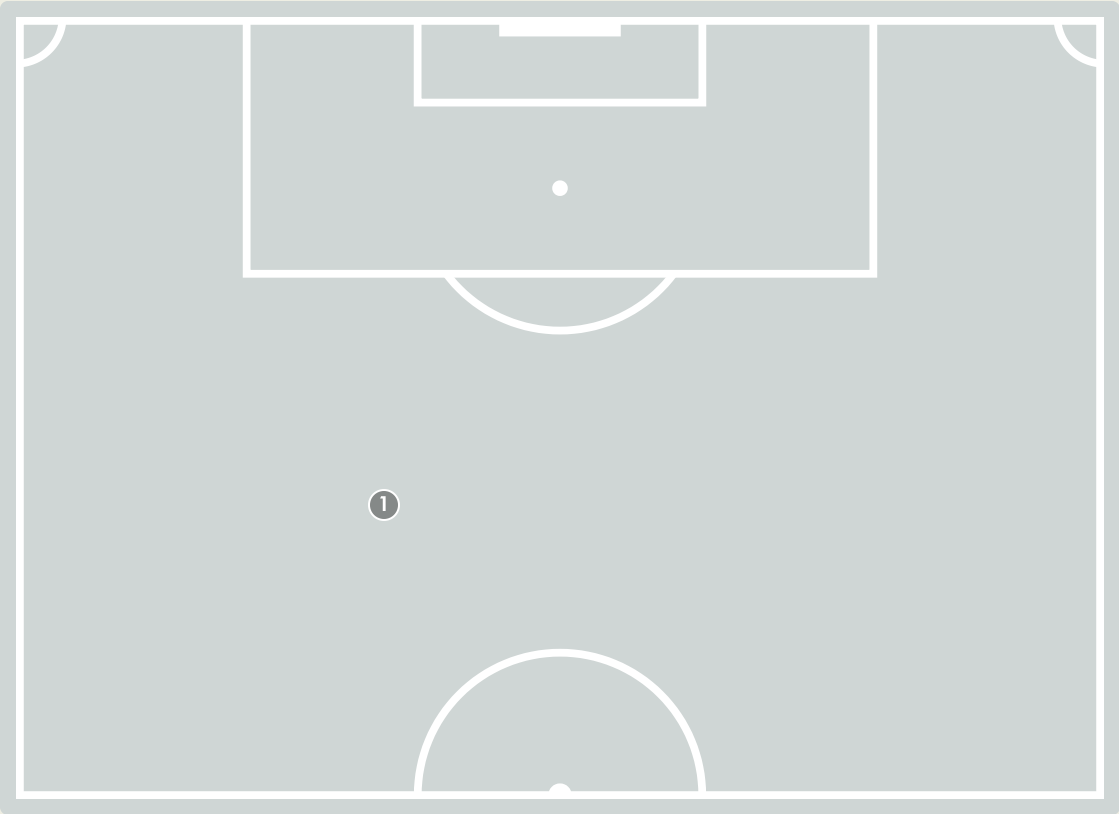

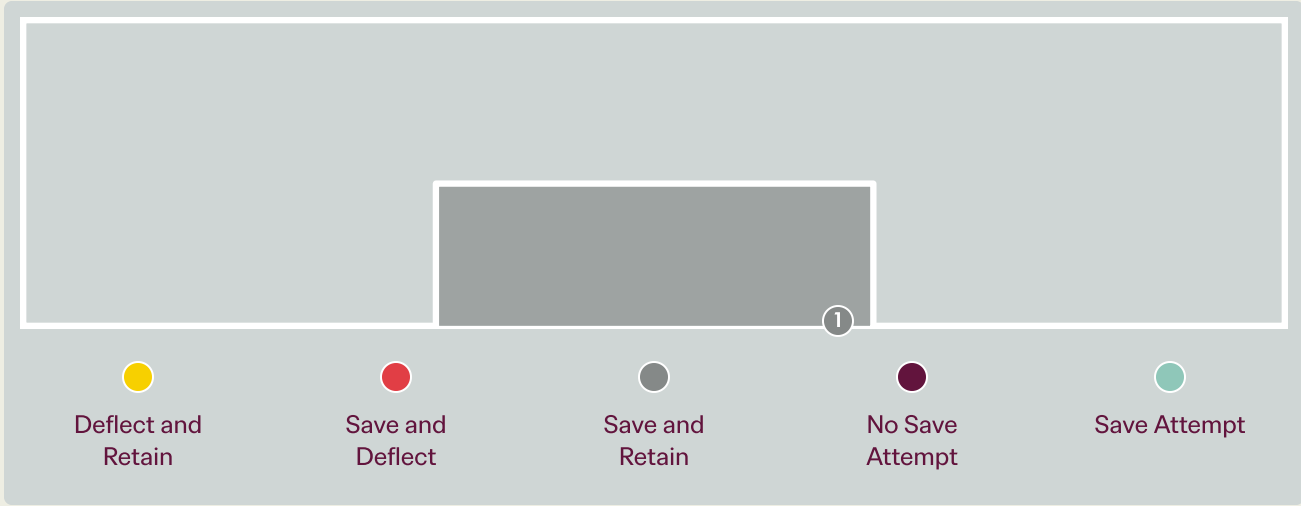

Intervention Type

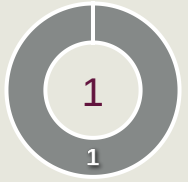

Deflect & Retain · Save & Deflect · Save & Retain · No Save Attempt · Save Attempt

Intervention Body Type

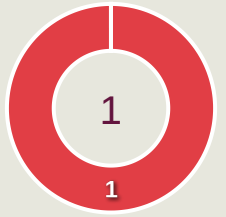

Head · Hands · Upper Body · Lower Body · Feet

1	Total Attempts on Goal Faced

100	Save %

Total Attempts on Goal Faced	Total Goal Interventions	Save & Retain	Deflect & Retain	Save & Deflect	Save Attempt	No Save Attempt
1	1	1	0	0	0	0

Goal Prevention

Fiji

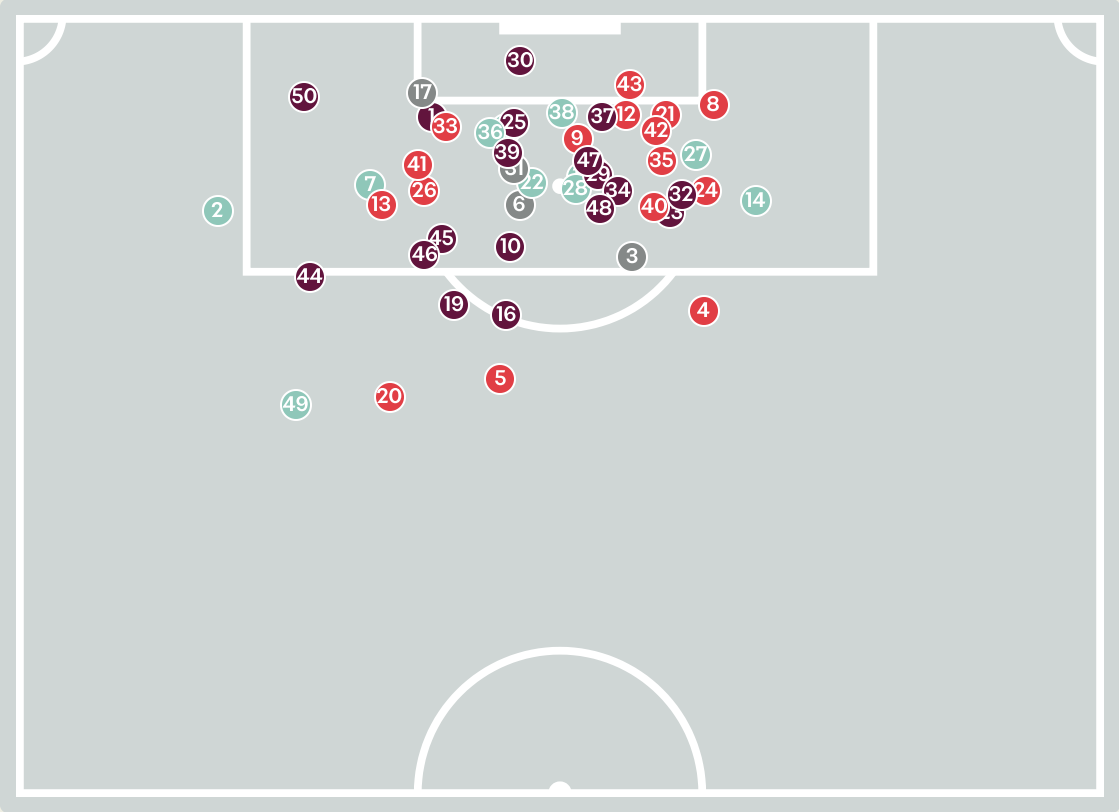

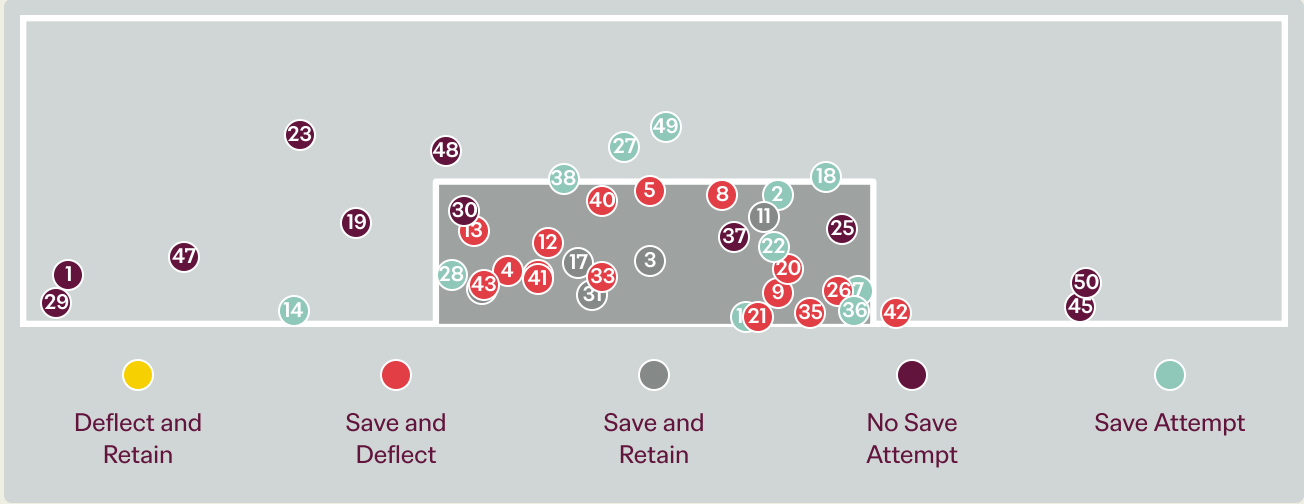

Intervention Type

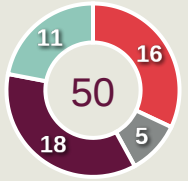

Intervention Body Type

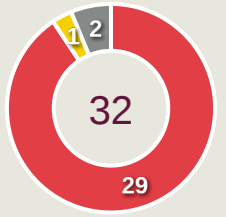

50

Total Attempts on Goal Faced

50

Save %

Total Attempts on Goal Faced	Total Goal Interventions	Save & Retain	Deflect & Retain	Save & Deflect	Save Attempt	No Save Attempt
50	21	5	0	16	11	18

Aerial Control

Spain

0
Total Interventions

0	0	0
Complete	Punches	Incomplete

0	0	0
Complete	Claims	Incomplete

0	0	0
Complete	Tipped/Palmed	Incomplete

Crosses Faced

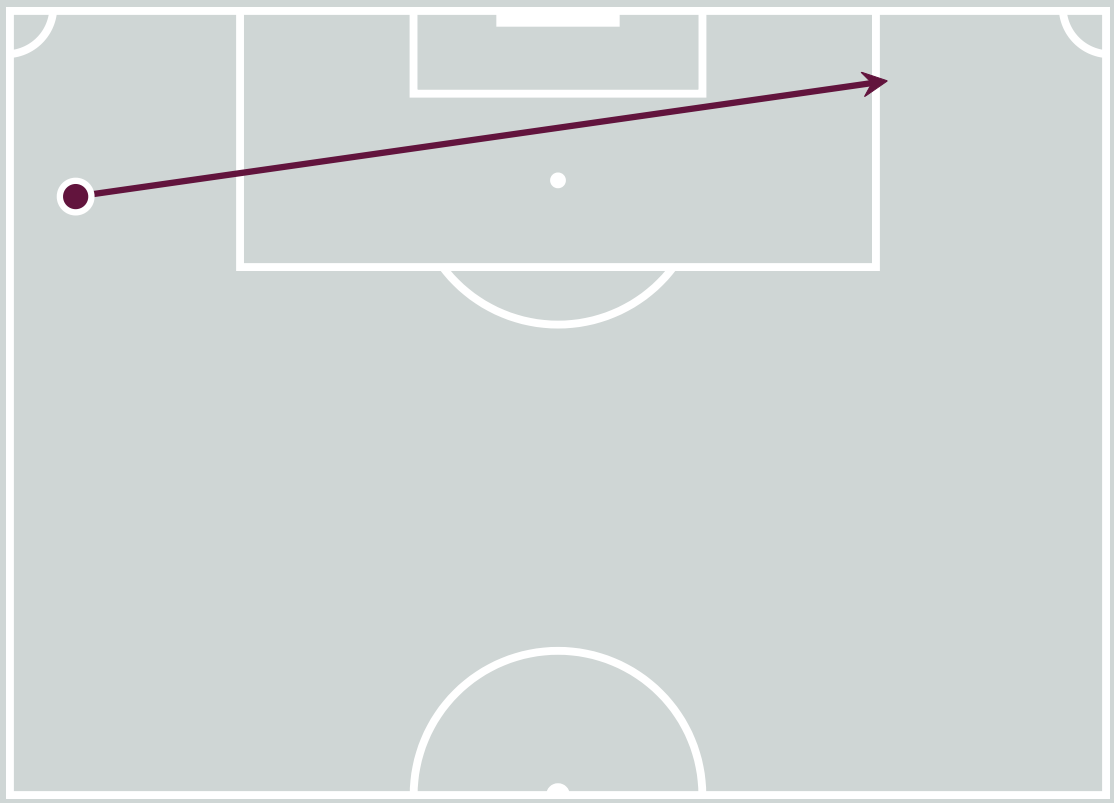

Delivery Types Faced

Total	In Swing	Out Swing	Driven	Lofted	Cutback	Push
1	0	0	0	1	0	0

Aerial Control

Fiji



3
Total Interventions

1	3	0
Complete	Punches	Incomplete

0	0	0
Complete	Claims	Incomplete

0	0	0
Complete	Tipped/Palmed	Incomplete

Crosses Faced



Delivery Types Faced

Total	In Swing	Out Swing	Driven	Lofted	Cutback	Push
64	14	23	0	5	7	15

SET PLAYS




Spain v Fiji

Set Plays

Spain

44
Total Set Plays

3
Total Free Kicks

2
Total Penalties

18
Total Corners

21
Total Throw Ins

Free Kicks	
Type	**Total**
Direct	3
Direct (on target)	0
Direct (off target)	0
Indirect	0

Corners			
Delivery Type	**From Left Side**	**From Right Side**	**Total**
Direct to Area	7	7	14
Short	4	0	4
Edge of Penalty Area	0	0	0

Corners	
Delivery Style	**Total**
Inswing	6
Outswing	7
Driven	0
Lofted	1

Set Plays

Fiji



11
Total Set Plays

5
Total Free Kicks

0
Total Penalties

0
Total Corners

6
Total Throw Ins

Free Kicks	
Type	**Total**
Direct	4
Direct (on target)	0
Direct (off target)	0
Indirect	1

Corners			
Delivery Type	**From Left Side**	**From Right Side**	**Total**
Direct to Area	0	0	0
Short	0	0	0
Edge of Penalty Area	0	0	0

Corners	
Delivery Style	**Total**
Inswing	0
Outswing	0
Driven	0
Lofted	0

INDIVIDUAL DATA IN POSSESSION




Spain v Fiji

In Possession - Distributions

Spain



#	Player	Passes Attempted	Passes Completed	Pass Completion %	Switches of Play	Crosses Attempted	Crosses Completed	Line Breaks Attempted	Line Breaks Completed	Line Break Completion %	Ball Progressions	Take Ons	Step Ins	Attempts at Goal	Goals
13	Darlington OSUCHUKWU	15	14	93%	0	0	0	1	1	100%	0	0	0	0	0
2	Raul EXPOSITO	88	81	92%	0	3	1	19	17	89%	0	0	0	0	0
4	Junior ZAMORANO	34	34	100%	0	0	0	2	2	100%	0	0	0	2	0
8	Marco COMPANY	74	67	91%	0	2	2	28	25	89%	2	1	1	4	1
9	Guillermo TRUJILLANO	34	27	79%	0	7	3	7	2	29%	7	7	0	12	3
14	Baba KOUROUMA	87	87	100%	0	11	3	20	19	95%	5	5	0	2	0
15	Jorge DOMINGUEZ LITUBA	72	70	97%	1	0	0	23	21	91%	1	0	1	4	2
16	Mateo SOBRAL	64	61	95%	4	11	5	14	13	93%	0	0	0	2	0
17	Iu MARTINEZ	30	26	87%	0	15	9	4	4	100%	4	4	0	1	0
19	Roberto TOMAS	19	19	100%	0	1	0	7	6	86%	1	1	0	5	3
20	Rafa CRUZ	46	43	93%	0	5	1	12	9	75%	11	10	1	7	5
5	Sergi MAYANS	47	46	98%	2	0	0	15	14	93%	1	0	1	0	0
6	Eloi GOMEZ	16	14	88%	0	0	0	4	4	100%	0	0	0	1	0
7	Owen EMEKA	13	10	77%	0	6	2	8	6	75%	8	7	1	3	0
12	Arnau CASES	27	22	81%	0	3	1	7	6	86%	3	2	1	0	0
18	Yeremaiah RAMOS	8	6	75%	0	0	0	1	1	100%	0	0	0	7	1

In Possession - Offers & Receptions

Spain



			Offer movement types						
#	Player	Total Offers	In Front	In Between	Out to In	In to Out	In Behind	No Movement	Offers Received
13	Darlington OSUCHUKWU	0	0	0	0	0	0	0	0
2	Raul EXPOSITO	21	9	0	0	1	7	4	9
4	Junior ZAMORANO	1	0	0	0	0	0	1	0
8	Marco COMPANY	22	5	10	1	2	4	0	14
9	Guillermo TRUJILLANO	99	20	44	3	3	26	3	27
14	Baba KOUROUMA	21	3	0	0	1	14	3	10
15	Jorge DOMINGUEZ LITUBA	0	0	0	0	0	0	0	0
16	Mateo SOBRAL	5	5	0	0	0	0	0	5
17	Iu MARTINEZ	28	1	1	1	0	25	0	15
19	Roberto TOMAS	15	1	2	0	0	12	0	1
20	Rafa CRUZ	56	9	13	4	4	16	10	18
5	Sergi MAYANS	4	0	0	0	0	0	4	4
6	Eloi GOMEZ	0	0	0	0	0	0	0	0
7	Owen EMEKA	7	2	0	0	1	2	2	2
12	Arnau CASES	5	1	0	0	1	3	0	4
18	Yeremaiah RAMOS	20	0	6	1	0	13	0	3

In Possession - Distributions

Fiji



#	Player	Passes Attempted	Passes Completed	Pass Completion %	Switches of Play	Crosses Attempted	Crosses Completed	Line Breaks Attempted	Line Breaks Completed	Line Break Completion %	Ball Progressions	Take Ons	Step Ins	Attempts at Goal	Goals
20	Kirikiti BIU	33	25	76%	0	0	0	14	6	43%	0	0	0	0	0
2	Sialesi VATANITAWAKE	9	7	78%	0	0	0	3	3	100%	1	0	1	0	0
5	Jone LOGA	6	3	50%	0	0	0	3	1	33%	3	3	0	0	0
6	Maikah Lomax DAU	24	19	79%	0	0	0	7	5	71%	2	1	1	1	0
9	Bai TITO	18	16	89%	0	0	0	0	0	0%	1	0	1	0	0
10	Ryan ACHARI	15	11	73%	0	0	0	1	1	100%	3	3	0	0	0
12	Somit MAHARAJ	18	9	50%	0	1	1	9	4	44%	1	1	0	0	0
15	Saula MUATINI	8	5	62%	0	0	0	1	1	100%	2	2	0	0	0
16	Akuila VATA	10	8	80%	0	0	0	3	2	67%	0	0	0	0	0
17	Ayush NAIDU	24	16	67%	0	0	0	11	6	55%	4	3	1	0	0
18	Jack RAIYAWA	10	5	50%	0	0	0	4	1	25%	4	4	0	0	0
3	Kanav GOUNDER	3	1	33%	0	0	0	1	0	0%	0	0	0	0	0
11	Nivaan REDDY	2	2	100%	0	0	0	1	0	0%	1	1	0	0	0
13	Ryan SWAMI	7	3	43%	0	0	0	2	1	50%	1	0	1	0	0
14	Isoa BASELALA	5	2	40%	0	0	0	1	0	0%	2	2	0	0	0
19	Aidan ALI	7	5	71%	0	0	0	2	0	0%	1	1	0	0	0

In Possession - Offers & Receptions

Fiji



			Offer movement types						
#	Player	Total Offers	In Front	In Between	Out to In	In to Out	In Behind	No Movement	Offers Received
20	Kirikiti BIU	0	0	0	0	0	0	0	0
2	Sialesi VATANITAWAKE	1	0	0	0	0	0	1	0
5	Jone LOGA	16	5	8	0	2	1	0	4
6	Maikah Lomax DAU	1	0	1	0	0	0	0	0
9	Bai TITO	3	0	0	0	0	3	0	0
10	Ryan ACHARI	12	3	5	1	0	2	1	2
12	Somit MAHARAJ	0	0	0	0	0	0	0	0
15	Saula MUATINI	2	1	0	0	0	1	0	0
16	Akuila VATA	9	0	0	0	0	3	6	2
17	Ayush NAIDU	5	0	1	0	0	0	4	2
18	Jack RAIYAWA	3	0	1	0	0	1	1	2
3	Kanav GOUNDER	0	0	0	0	0	0	0	0
11	Nivaan REDDY	1	0	0	0	1	0	0	1
13	Ryan SWAMI	9	1	0	2	0	2	4	2
14	Isoa BASELALA	0	0	0	0	0	0	0	0
19	Aidan ALI	8	1	4	0	1	1	1	2

INDIVIDUAL DATA
OUT OF POSSESSION




Spain v Fiji

Out of Possession

Spain



#	Player	Tackles Made / Won	Blocks	Interceptions	Pressing Direct	Pressing Indirect	Duels Won - Aerial	Duels Won - Physical	Possession Contests won	Clearances	Loose Ball Receptions	Pushing On	Pushing On into Pressing	Possession Regains	Possession Interrupted
13	Darlington OSUCHUKWU	0 / 0	0	0	0	0	0	0	0	0	3	0	0	1	0
2	Raul EXPOSITO	2 / 1	4	2	2	7	0	0	0	2	15	4	2	7	1
4	Junior ZAMORANO	0 / 0	0	1	0	0	0	0	0	0	4	1	0	1	0
8	Marco COMPANY	2 / 0	1	0	5	8	2	0	2	0	12	12	8	1	1
9	Guillermo TRUJILLANO	1 / 0	2	0	1	29	0	0	1	0	8	14	9	2	0
14	Baba KOUROUMA	7 / 4	0	0	3	4	1	0	1	0	7	7	2	4	1
15	Jorge DOMINGUEZ LITUBA	1 / 1	0	0	2	1	1	0	1	1	7	1	0	2	0
16	Mateo SOBRAL	4 / 1	0	2	2	6	0	0	0	1	4	15	4	5	2
17	Iu MARTINEZ	2 / 1	1	1	2	12	0	0	0	0	4	9	8	2	1
19	Roberto TOMAS	2 / 1	1	0	2	15	1	0	1	0	5	8	8	3	0
20	Rafa CRUZ	0 / 0	5	1	0	7	0	0	0	0	7	5	4	2	3
5	Sergi MAYANS	0 / 0	0	1	0	0	0	0	0	0	2	0	0	1	0
6	Eloi GOMEZ	0 / 0	1	1	0	0	0	0	0	0	4	0	0	3	0
7	Owen EMEKA	0 / 0	0	0	0	0	0	0	0	0	7	1	0	0	0
12	Arnau CASES	2 / 0	1	0	2	1	1	0	1	0	6	1	0	0	1
18	Yeremaiah RAMOS	1 / 0	0	0	0	14	2	0	2	0	3	8	6	0	0

Out of Possession

Fiji



#	Player	Tackles Made / Won	Blocks	Interceptions	Pressing Direct	Pressing Indirect	Duels Won - Aerial	Duels Won - Physical	Possession Contests won	Clearances	Loose Ball Receptions	Pushing On	Pushing On into Pressing	Possession Regains	Possession Interrupted
20	Kirikiti BIU	0 / 0	0	0	0	0	0	0	0	0	1	0	0	11	0
2	Sialesi VATANITAWAKE	3 / 2	8	0	4	11	0	0	0	7	0	5	2	3	11
5	Jone LOGA	2 / 0	3	0	1	41	1	0	1	2	3	24	16	1	2
6	Maikah Lomax DAU	3 / 2	1	0	7	24	0	0	0	1	5	16	13	3	1
9	Bai TITO	1 / 0	1	0	1	21	0	0	0	1	4	22	11	2	1
10	Ryan ACHARI	0 / 0	2	0	1	44	1	0	1	2	3	22	11	0	3
12	Somit MAHARAJ	2 / 0	3	0	0	6	0	0	0	4	4	4	4	2	4
15	Saula MUATINI	2 / 0	1	0	5	20	0	0	0	2	2	14	12	0	3
16	Akuila VATA	4 / 0	3	0	4	23	0	0	0	4	2	16	10	0	8
17	Ayush NAIDU	5 / 0	2	1	5	8	0	0	0	14	1	10	2	4	12
18	Jack RAIYAWA	9 / 0	6	0	7	23	1	0	1	7	7	11	6	3	6
3	Kanav GOUNDER	1 / 0	3	0	2	6	0	0	0	1	1	2	2	3	2
11	Nivaan REDDY	1 / 0	0	0	0	3	0	0	0	0	0	1	0	0	0
13	Ryan SWAMI	1 / 0	2	1	1	18	0	0	0	0	2	11	7	1	2
14	Isoa BASELALA	3 / 1	3	0	1	16	0	0	0	2	4	12	9	1	5
19	Aidan ALI	0 / 0	0	0	1	14	0	0	0	0	2	16	6	0	0

FIFA U17 WORLD CUP QATAR 2026

INDIVIDUAL DATA PHYSICAL




Spain v Fiji

Physical Data

Spain



#	Player	Total Distance (m)	Zone 1: 0-7 km/h (m)	Zone 2: 7-15 km/h (m)	Zone 3: 15-20 km/h (m)	Zone 4: 20-25 km/h (m)	Zone 5: 25+ km/h (m)	High Speed Runs (Zone 3)	Sprints (Zone 4 & 5)	Top Speed (km/h)
13	Darlington OSUCHUKWU	3754.7	3061.9	652.9	34.5	5.3	0	3.0	1.0	20.9
2	Raul EXPOSITO	8466.3	3601.3	3848.2	747.7	222.5	46.7	71.0	17.0	27.9
4	Junior ZAMORANO	4176.7	1942.5	1775.1	333.1	91.6	34.4	28.0	7.0	27.1
8	Marco COMPANY	10408.6	3263.1	5219.6	1551.7	294.1	80.0	151.0	21.0	30.4
9	Guillermo TRUJILLANO	10378.7	3374.5	5114.8	1405.8	424.4	59.1	122.0	36.0	29.2
14	Baba KOUROUMA	9975.0	3563.6	4687.7	1079.1	522.7	121.9	111.0	40.0	28.7
15	Jorge DOMINGUEZ LITUBA	8414.5	4196.3	3060.3	726.7	289.2	142.1	73.0	17.0	33.1
16	Mateo SOBRAL	7323.5	2352.3	4137.2	686.7	118.2	29.1	64.0	6.0	27.6
17	Iu MARTINEZ	5833.8	2604.0	2247.5	578.6	256.3	147.5	45.0	25.0	30.9
19	Roberto TOMAS	5039.9	1817.6	2325.6	700.2	170.2	26.2	62.0	15.0	28.3
20	Rafa CRUZ	7183.3	2851.5	3167.6	815.5	314.1	34.6	80.0	24.0	28.1
5	Sergi MAYANS	4050.9	1863.8	1798.6	211.6	105.6	71.3	18.0	7.0	30.9
6	Eloi GOMEZ	2409.5	1011.6	1165.2	198.6	34.0	0	17.0	4.0	22.7
7	Owen EMEKA	2002.5	998.6	665.4	261.2	73.6	3.7	25.0	8.0	25.4
12	Arnau CASES	3154.4	1315.3	1344.6	387.0	84.2	23.3	38.0	7.0	28.0
18	Yeremaiah RAMOS	4570.5	2004.0	1961.9	411.1	167.8	25.9	44.0	13.0	28.7

Physical Data

Fiji

#	Player	Total Distance (m)	Zone 1: 0-7 km/h (m)	Zone 2: 7-15 km/h (m)	Zone 3: 15-20 km/h (m)	Zone 4: 20-25 km/h (m)	Zone 5: 25+ km/h (m)	High Speed Runs (Zone 3)	Sprints (Zone 4 & 5)	Top Speed (km/h)
20	Kirikiti BIU	3968.3	3355.2	576.1	29.2	7.9	0	3.0	1.0	23.0
2	Sialesi VATANITAWAKE	8502.1	3264.3	4435.7	642.6	128.1	31.3	66.0	12.0	28.9
5	Jone LOGA	6732.9	1806.4	3395.2	1150.9	373.5	6.8	106.0	22.0	25.9
6	Maikah Lomax DAU	5530.8	2061.8	2449.6	666.3	293.0	60.1	65.0	21.0	28.5
9	Bai TITO	8748.7	3169.5	3983.4	1142.0	384.8	69.0	103.0	27.0	32.6
10	Ryan ACHARI	9753.4	2902.5	4817.1	1621.0	398.0	14.9	144.0	29.0	26.1
12	Somit MAHARAJ	8305.4	2905.1	4022.1	1079.4	237.8	61.0	98.0	19.0	29.8
15	Saula MUATINI	6945.6	2539.7	3388.0	677.7	268.4	71.9	58.0	19.0	31.2
16	Akuila VATA	5541.4	2014.4	2716.3	556.1	181.9	72.7	44.0	17.0	31.6
17	Ayush NAIDU	8664.5	3151.5	4637.0	721.2	154.9	0	76.0	13.0	24.5
18	Jack RAIYAWA	9544.7	3641.8	4319.8	1161.0	338.5	83.6	110.0	31.0	27.6
3	Kanav GOUNDER	3073.6	930.1	1644.4	408.7	77.3	13.2	37.0	5.0	28.0
11	Nivaan REDDY	1058.4	255.1	482.0	262.7	58.6	0	19.0	4.0	24.0
13	Ryan SWAMI	4045.7	1329.0	1798.0	710.4	139.1	69.2	57.0	12.0	30.5
14	Isoa BASELALA	3950.3	1238.4	1854.5	697.3	136.6	23.4	53.0	13.0	31.9
19	Aidan ALI	4009.0	1139.4	1934.7	739.4	178.3	17.2	68.0	15.0	26.4


FIFA
U17
WORLD CUP
QATAR 2026