FIFA U17 WORLD CUP QATAR 2026

POST MATCH SUMMARY REPORT

Uruguay 4 - 1 Haiti

Group D - Match 32
22 November 2026
18:30 Kick Off
Aspire Zone - Pitch 8 - Mahmoud Soufi

22 November 2026 - Aspire Zone - Pitch 8 - Mahmoud Soufi - 18:30

Match Summary - Teams

Uruguay

STARTING				
1	GK	Luis MACHIN		
3	DF	Lautaro MUNIZ	⚽ 32'	
4	DF	Dahel GUEDES	⬇ 62'	
5	MF	Pablo BARREIRO	⚽ 39'	
6	DF	Felipe DE LEON		
8	MF	Ramiro GARCIA	⬇ 45'	
9	FW	Juan GANCHEFF	⬇ 84'	
10	MF	Thiago BRIZUELA	⬇ 62'	
11	FW	Alan SOARES DE LIMA	⚽ 82'	
13	MF	Johann FERNANDEZ		
17	FW	Facundo SALDANA	⬇ 45'	
SUBSTITUTES				
12	GK	Mateo DIAZ		
21	GK	Bautista GAVARY		
2	DF	Gabriel DA SILVA	⬆ 62'	
7	FW	Nicolas SCOTTI		
14	DF	Johel FARIAS		
15	MF	Bruno BUENO	⬆ 62'	
16	DF	Dante RODELLA		
18	MF	Facundo RODRIGUEZ	⬆ 45'	
19	FW	Matteo CORREIA	⬆ 84'	
20	MF	Nicolas RODRIGUEZ	⬆ 45' ⚽ 76'	

4 – 1

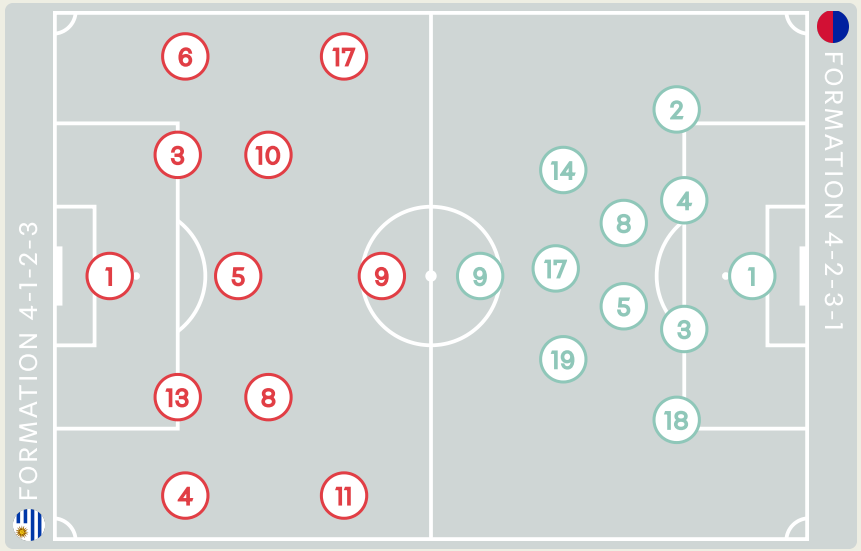

Distribution in the Final Third

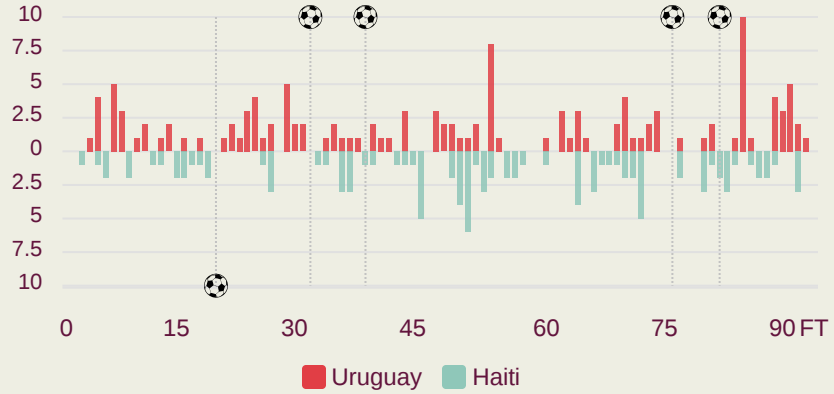

Haiti

STARTING				
Clifford GENE	GK	1		
Guivens BARJON	DF	2		
Leonardo DIEUJUSTE	DF	3	⬇ 90+1'	🟨 28'
Stanley LOUIS	DF	4	🟨 78'	
Miguel JOSEPH	MF	5	🟨 61'	
Mickenley CHERY	MF	8	⬇ 45'	
Marvenly EXILAS	FW	9	⬇ 81'	⚽ 20'
Widlet JEAN SIMON	FW	14	⬇ 68'	
Germisson CHERY	MF	17	⬇ 90+1'	
Jourdlyn CLERVIUS	DF	18		
Stephen RAMOS	FW	19		
SUBSTITUTES				
Stephane GILLES	GK	12		
Fred JOSME	GK	21		
Danrick DALCE	MF	6	⬆ 90+1'	
Rolf JULIEN	MF	7	⬆ 90+1'	
Emerson LAISSE	MF	10	⬆ 45'	
Lehandro FILS AIME	FW	11	⬆ 81'	
Miles SMITH	FW	13		
Nohe CHEVRY	MF	15		
Sonson JEAN BAPTISTE	DF	16		
Macenat PROPHETE	FW	20	⬆ 68'	

22 November 2026 - Aspire Zone - Pitch 8 - Mahmoud Soufi - 18:30

Match Summary - Key Statistics



Uruguay 4 — 1 **Haiti**



Possession

Total	48.7%	9.9%	41.4%	Total
4	Goals			1
1.81	xG (Expected Goals)			0.5
20 (12)	Attempts at Goal (On Target)			10 (1)
495 (404)	Total Passes (Complete)			393 (319)
82 %	Pass Completion %			81 %
107	Completed Line Breaks			68
8	Defensive Line Breaks			9
101	Receptions in the Final Third			79
15	Crosses			16
35	Ball Progressions			52
261 (55)	Defensive Pressures Applied (Direct Pressures)			244 (40)
55	Forced Turnovers			55
81	Second Balls			81
113.2 km	Total Distance Covered			110.3 km
5.8 km	Zone 4 – Low Speed Sprinting: 20-25 km/h			4.5 km

Phases of Play

Uruguay | **Haiti**

IN POSSESSION

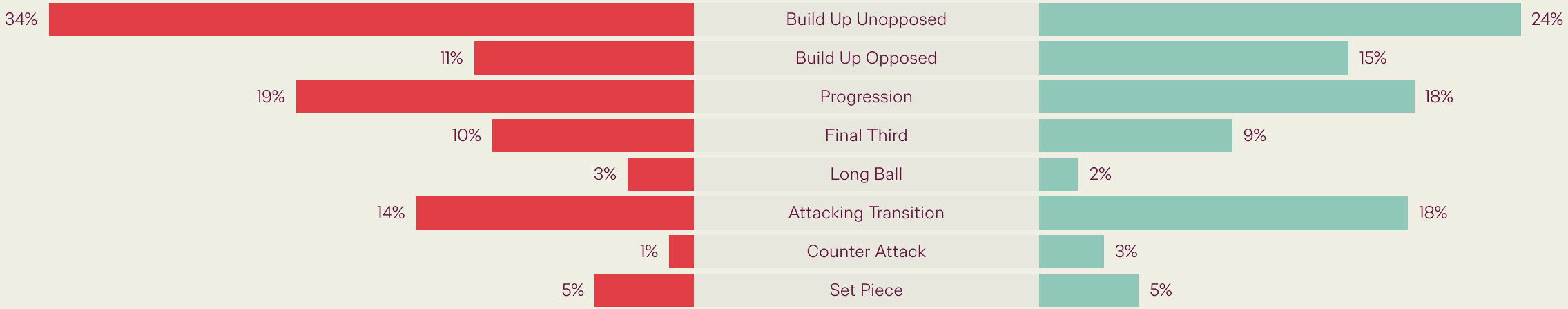

OUT OF POSSESSION

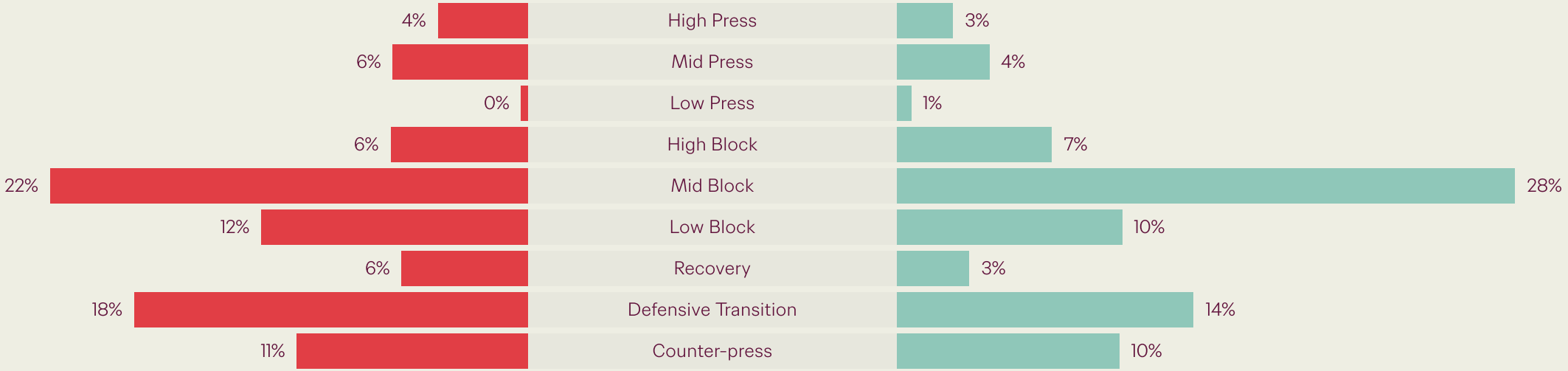

FIFA U17 WORLD CUP QATAR 2026

IN POSSESSION




Uruguay v Haiti

In Possession Line Height & Team Length

Uruguay

Build Up Low

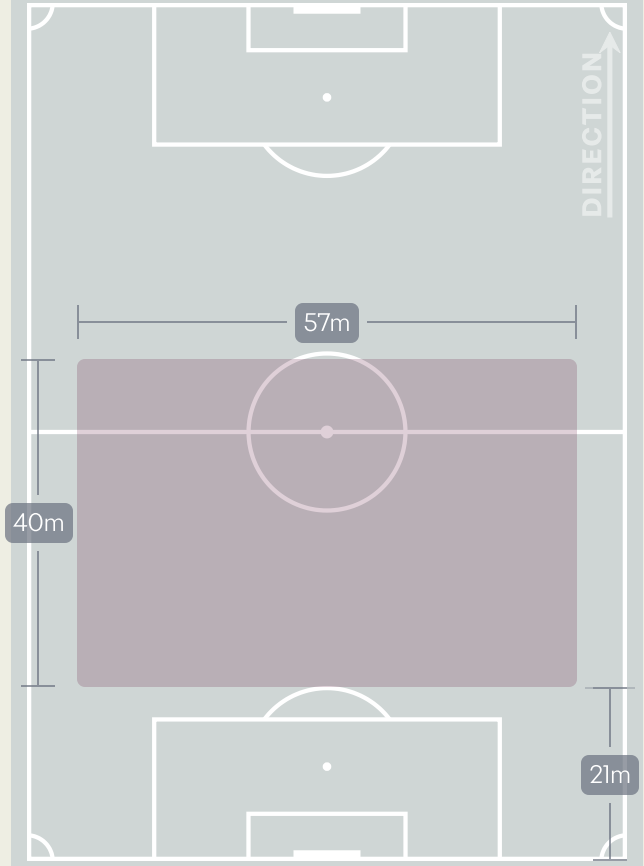

Build Up Mid

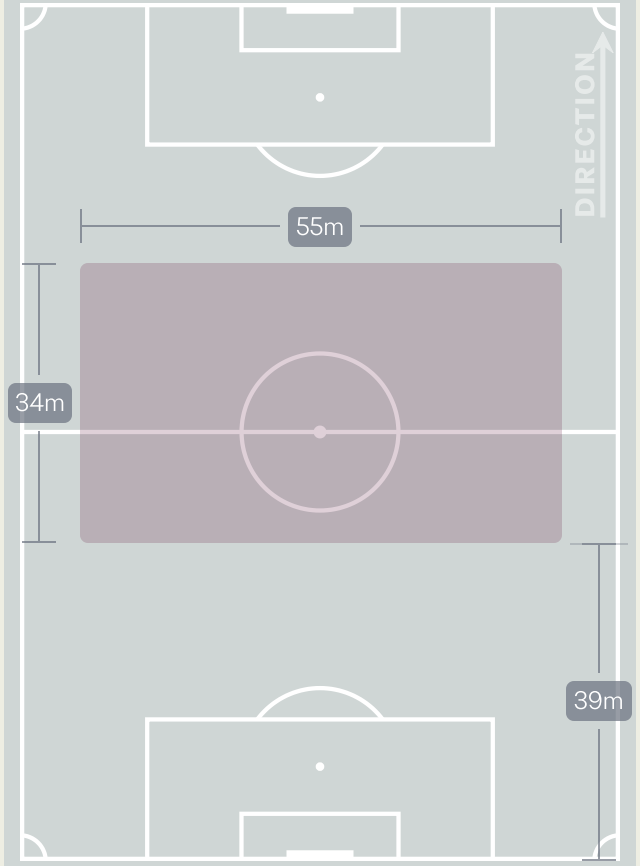

Final Third Phase

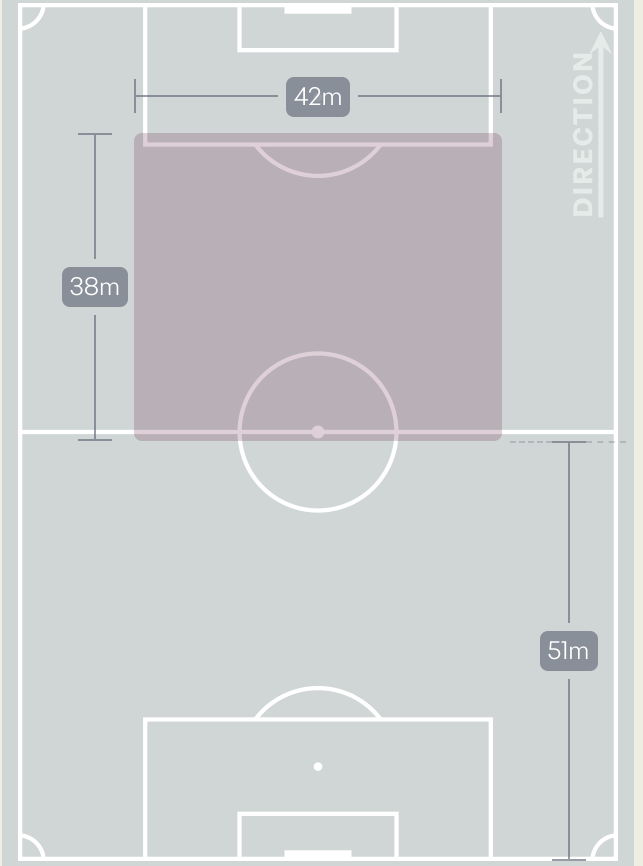

In Possession Line Height & Team Length

Haiti

Build Up Low

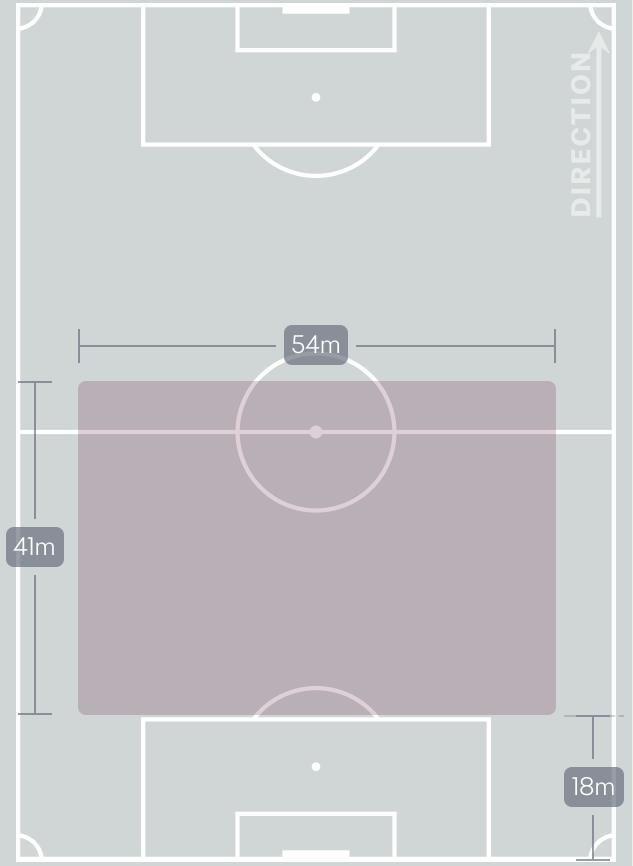

Build Up Mid

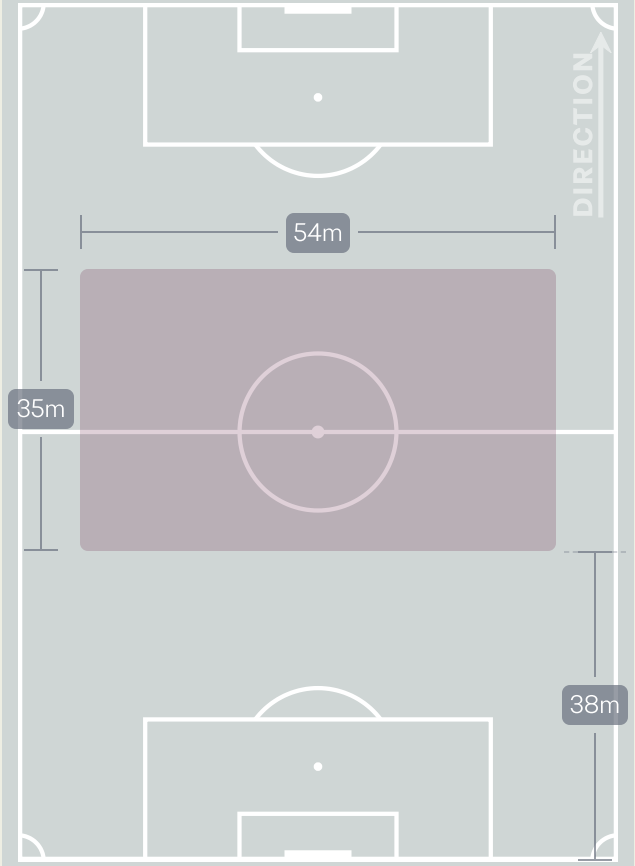

Final Third Phase

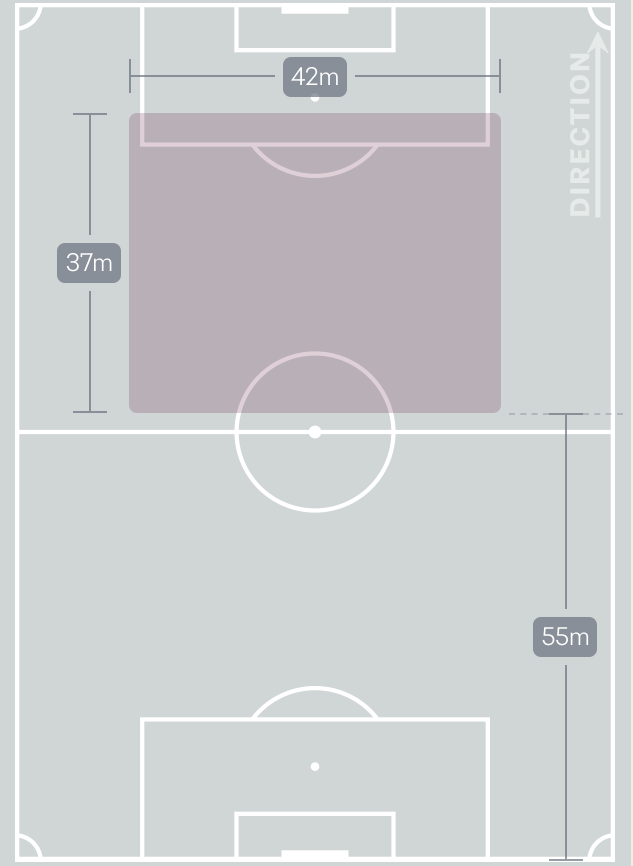

Line Breaks

Uruguay

Attempted Line Breaks
156

40	30
Attempted	Complete

57	53
Attempted	Complete

59	24
Attempted	Complete

4 Units

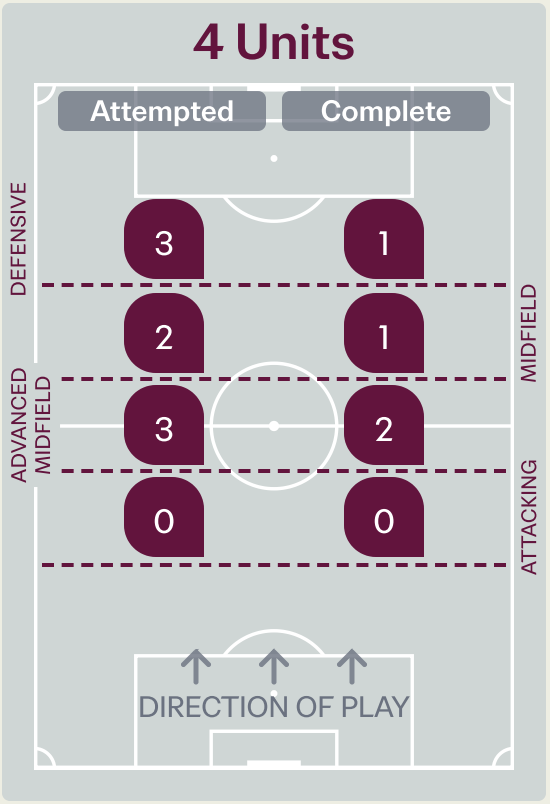

Attempted Line Breaks	8
Inside Shape	6
Outside Shape	2

3 Units

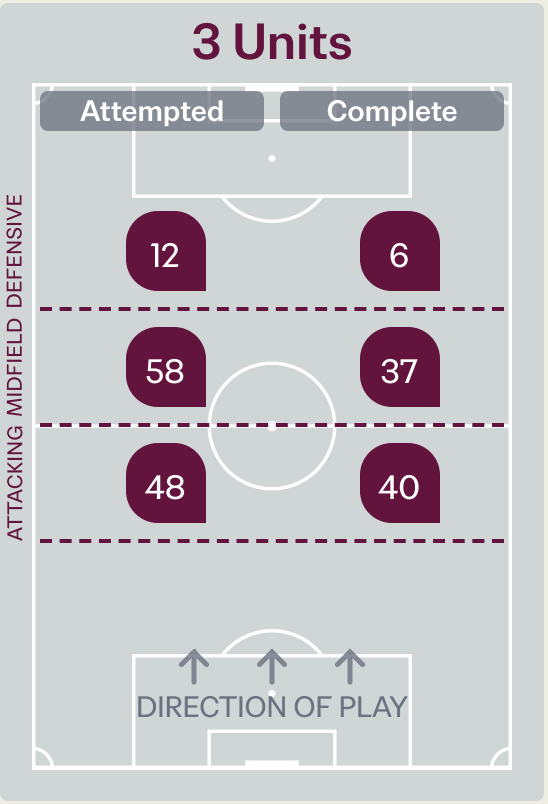

Attempted Line Breaks	118
Inside Shape	70
Outside Shape	48

2 Units

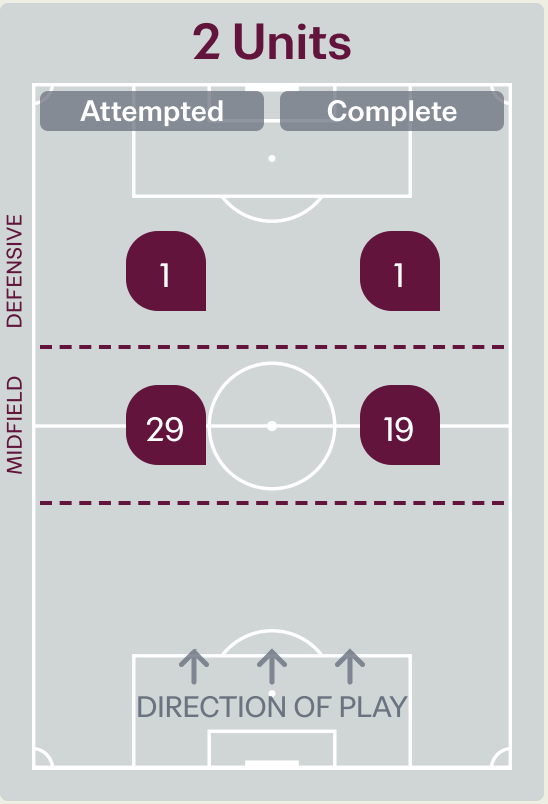

Attempted Line Breaks	30
Inside Shape	19
Outside Shape	11

Line Breaks

Haiti

Attempted Line Breaks
105

Attempted	Complete
27	19

Attempted	Complete
37	34

Attempted	Complete
41	15

4 Units

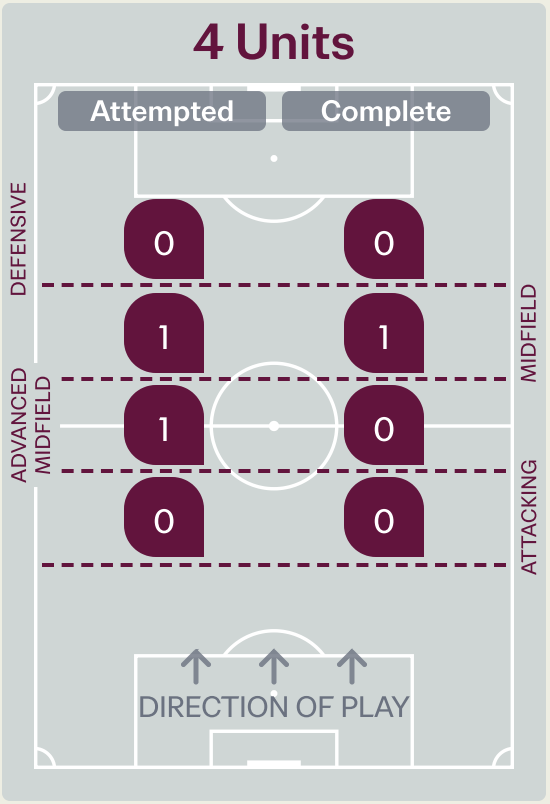

Attempted Line Breaks	2
Inside Shape	1
Outside Shape	1

3 Units

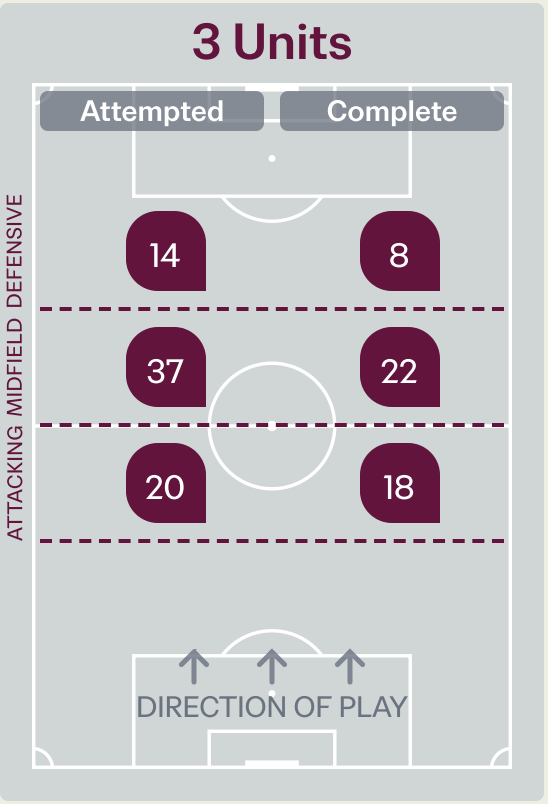

Attempted Line Breaks	71
Inside Shape	43
Outside Shape	28

2 Units

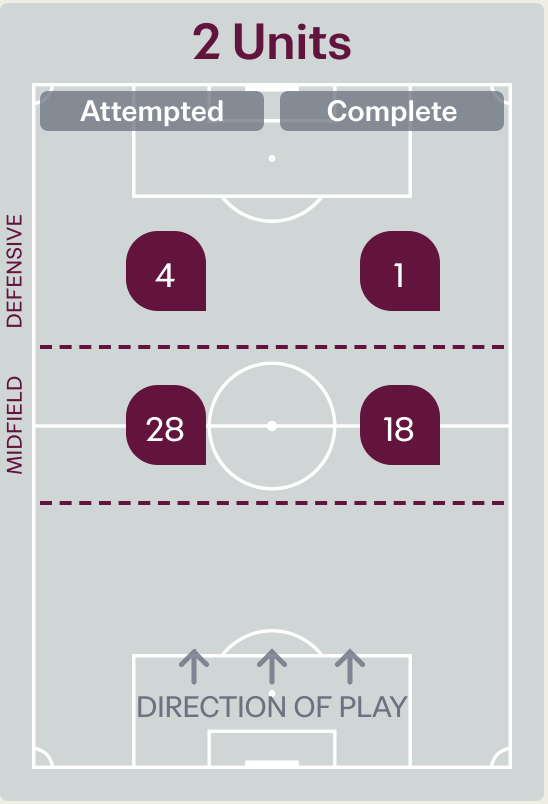

Attempted Line Breaks	32
Inside Shape	19
Outside Shape	13

Line Breaks

Uruguay



					4 Units				3 Units			2 Units		Direction			Distribution Type		
#	Player	Line Breaks Attempted	Line Breaks Completed	Line Break Completion %	Attacking Line	Attacking Midfield Line	Midfield Line	Defensive Line	Attacking Line	Midfield Line	Defensive Line	Midfield Line	Defensive Line	Through	Around	Over	Pass	Cross	Ball Progression
1	Luis MACHIN	7	1	14%	0	1	0	0	1	5	0	0	0	0	0	7	7	0	0
3	Lautaro MUNIZ	33	23	70%	0	1	0	0	12	9	1	10	0	5	13	15	31	0	2
4	Dahel GUEDES	8	3	38%	0	0	1	0	3	2	1	1	0	3	1	4	6	0	2
5	Pablo BARREIRO	14	12	86%	0	0	0	0	4	6	1	2	1	1	8	5	11	2	1
6	Felipe DE LEON	19	15	79%	0	0	0	0	7	8	0	4	0	7	8	4	18	0	1
8	Ramiro GARCIA	3	3	100%	0	0	0	0	2	0	0	1	0	0	3	0	3	0	0
9	Juan GANCHEFF	2	1	50%	0	0	1	0	0	0	1	0	0	2	0	0	2	0	0
10	Thiago BRIZUELA	6	3	50%	0	0	0	2	1	2	1	0	0	2	2	2	6	0	0
11	Alan SOARES DE LIMA	5	3	60%	0	0	0	0	0	4	1	0	0	3	0	2	4	0	1
13	Johann FERNANDEZ	30	19	63%	0	0	0	0	8	13	2	7	0	6	14	10	29	0	1
17	Facundo SALDANA	1	0	0%	0	0	0	0	0	0	0	1	0	0	0	1	1	0	0
2	Gabriel DA SILVA	10	9	90%	0	0	0	0	8	1	1	0	0	2	4	4	10	0	0
15	Bruno BUENO	3	3	100%	0	0	0	1	0	2	0	0	0	1	1	1	3	0	0
18	Facundo RODRIGUEZ	4	3	75%	0	0	0	0	0	1	2	1	0	1	1	2	4	0	0
19	Matteo CORREIA	0	0	0%	0	0	0	0	0	0	0	0	0	0	0	0	0	0	0
20	Nicolas RODRIGUEZ	11	9	82%	0	1	0	0	2	5	1	2	0	7	2	2	10	0	1

Line Breaks

Haiti

					4 Units				3 Units			2 Units		Direction			Distribution Type		
#	Player	Line Breaks Attempted	Line Breaks Completed	Line Break Completion %	Attacking Line	Attacking Midfield Line	Midfield Line	Defensive Line	Attacking Line	Midfield Line	Defensive Line	Midfield Line	Defensive Line	Through	Around	Over	Pass	Cross	Ball Progression
1	Clifford GENE	1	1	100%	0	0	0	0	1	0	0	0	0	0	0	1	1	0	0
2	Guivens BARJON	14	9	64%	0	0	0	0	4	5	0	5	0	1	5	8	12	0	2
3	Leonardo DIEUJUSTE	9	9	100%	0	0	0	0	4	1	1	3	0	2	5	2	9	0	0
4	Stanley LOUIS	15	8	53%	0	1	0	0	5	3	1	4	1	3	5	7	15	0	0
5	Miguel JOSEPH	22	14	64%	0	0	0	0	1	9	2	8	2	10	6	6	20	2	0
8	Mickenley CHERY	2	2	100%	0	0	0	0	0	1	1	0	0	1	0	1	2	0	0
9	Marvenly EXILAS	1	0	0%	0	0	0	0	0	0	1	0	0	0	0	1	1	0	0
14	Widlet JEAN SIMON	1	0	0%	0	0	0	0	0	0	1	0	0	0	0	1	0	0	1
17	Germisson CHERY	11	7	64%	0	0	0	0	1	6	2	2	0	6	3	2	11	0	0
18	Jourdlyn CLERVIUS	16	8	50%	0	0	1	0	3	6	1	4	1	0	5	11	16	0	0
19	Stephen RAMOS	6	4	67%	0	0	0	0	0	3	3	0	0	1	4	1	2	0	4
6	Danrick DALCE	1	1	100%	0	0	0	0	1	0	0	0	0	1	0	0	1	0	0
7	Rolf JULIEN	0	0	0%	0	0	0	0	0	0	0	0	0	0	0	0	0	0	0
10	Emerson LAISSE	4	4	100%	0	0	0	0	0	1	1	2	0	0	4	0	3	0	1
11	Lehandro FILS AIME	1	0	0%	0	0	0	0	0	1	0	0	0	1	0	0	1	0	0
20	Macenat PROPHETE	1	1	100%	0	0	0	0	0	1	0	0	0	1	0	0	1	0	0

Passing Networks

Uruguay

#	Passes From ↓ to →	Luis MACHIN	Lautaro MUNIZ	Dahel GUEDES	Pablo BARREIRO	Felipe DE LEON	Ramiro GARCIA	Juan GANCHEFF	Thiago BRIZUELA	Alan SOARES DE LIMA	Johann FERNANDEZ	Facundo SALDANA	Gabriel DA SILVA	Bruno BUENO	Facundo RODRIGUEZ	Matteo CORREIA	Nicolas RODRIGUEZ
1	Luis MACHIN		11	1	1	0	0	0	0	0	8	0	3	0	0	0	0
3	Lautaro MUNIZ	5		3	6	12	3	0	2	4	14	1	1	5	2	0	3
4	Dahel GUEDES	0	2		2	0	3	0	2	0	13	0	0	0	1	0	0
5	Pablo BARREIRO	1	8	2		2	0	1	0	3	7	0	1	0	1	0	1
6	Felipe DE LEON	1	4	0	4		1	0	3	7	1	1	1	1	2	0	5
8	Ramiro GARCIA	0	3	7	1	0		0	1	0	7	3	0	0	0	0	0
9	Juan GANCHEFF	0	0	0	0	2	2		4	0	2	0	0	1	3	0	1
10	Thiago BRIZUELA	0	0	1	0	3	2	3		1	0	1	0	0	2	0	1
11	Alan SOARES DE LIMA	0	1	2	1	2	0	3	0		0	0	0	1	2	1	1
13	Johann FERNANDEZ	5	17	5	6	2	3	3	3	4		7	2	0	4	0	3
17	Facundo SALDANA	0	1	1	1	1	2	0	2	0	0		0	0	0	0	0
2	Gabriel DA SILVA	2	0	0	1	1	0	0	0	1	2	0		5	1	0	4
15	Bruno BUENO	0	1	0	1	4	0	0	0	2	1	0	3		0	0	5
18	Facundo RODRIGUEZ	0	2	1	4	1	0	1	1	3	4	0	0	1		0	2
19	Matteo CORREIA	0	0	0	0	0	0	0	0	0	0	0	0	0	0		1
20	Nicolas RODRIGUEZ	0	7	0	4	4	0	2	0	2	6	0	1	2	3	0	

Top 5 Player to Player Passers

Player	Passed To	% of Total Team Passes
Johann FERNANDEZ	Lautaro MUNIZ	4.4%
Lautaro MUNIZ	Johann FERNANDEZ	3.6%
Dahel GUEDES	Johann FERNANDEZ	3.3%
Lautaro MUNIZ	Felipe DE LEON	3.1%
Luis MACHIN	Lautaro MUNIZ	2.8%

Passing Networks

Haiti



#	Passes From ↓ to →	Clifford GENE	Guivens BARJON	Leonardo DIEUJUSTE	Stanley LOUIS	Miguel JOSEPH	Mickenley CHERY	Marvenly EXILAS	Widlet JEAN SIMON	Germisson CHERY	Jourdlyn CLERVIUS	Stephen RAMOS	Danrick DALCE	Rolf JULIEN	Emerson LAISSE	Lehandro FILS AIME	Macenat PROPHETE
1	Clifford GENE		0	12	9	1	0	0	0	1	2	0	0	0	0	0	0
2	Guivens BARJON	3		3	5	1	1	0	5	4	1	1	0	0	2	1	0
3	Leonardo DIEUJUSTE	2	3		8	6	1	0	0	1	14	4	0	0	3	0	0
4	Stanley LOUIS	2	8	6		6	1	1	2	4	3	1	0	0	1	0	0
5	Miguel JOSEPH	1	2	3	4		2	0	2	11	5	5	0	1	6	3	1
8	Mickenley CHERY	1	0	1	2	2		0	0	3	0	1	0	0	0	0	0
9	Marvenly EXILAS	0	0	0	2	1	1		0	1	0	0	0	0	2	0	0
14	Widlet JEAN SIMON	0	2	0	0	2	2	1		0	2	0	0	0	0	0	0
17	Germisson CHERY	0	3	4	1	10	1	1	4		1	1	0	0	5	1	2
18	Jourdlyn CLERVIUS	1	0	3	0	5	0	0	0	3		11	0	0	3	0	0
19	Stephen RAMOS	0	0	3	0	7	0	0	0	0	3		0	0	3	0	1
6	Danrick DALCE	1	0	0	0	0	0	0	0	0	1	0		0	0	0	0
7	Rolf JULIEN	0	0	0	0	0	0	0	0	0	0	0	1		0	0	0
10	Emerson LAISSE	0	1	1	0	4	0	0	1	3	2	4	0	0		0	0
11	Lehandro FILS AIME	0	1	0	0	1	0	0	0	0	0	0	0	0	0		1
20	Macenat PROPHETE	0	0	0	1	2	0	0	0	1	1	0	0	0	0	0	

Top 5 Player to Player Passers		
Player	Passed To	% of Total Team Passes
Leonardo DIEUJUSTE	Jourdlyn CLERVIUS	4.6%
Clifford GENE	Leonardo DIEUJUSTE	3.9%
Miguel JOSEPH	Germisson CHERY	3.6%
Jourdlyn CLERVIUS	Stephen RAMOS	3.6%
Germisson CHERY	Miguel JOSEPH	3.3%

Attempts at Goal

Uruguay

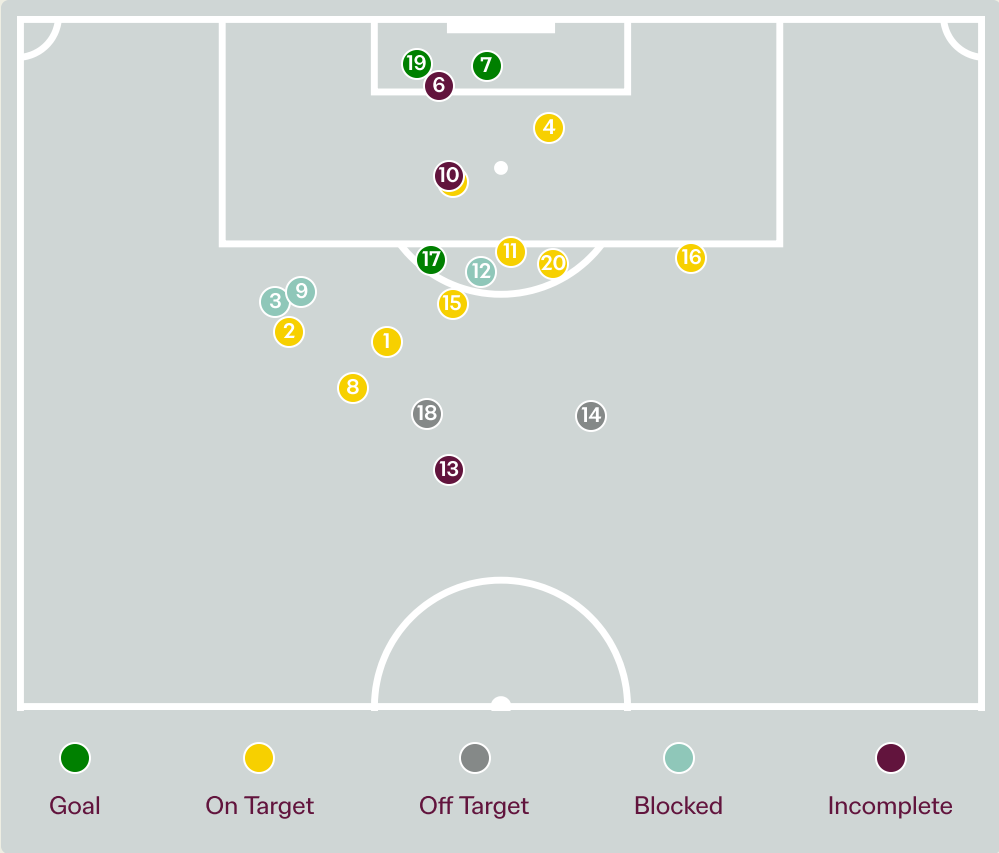

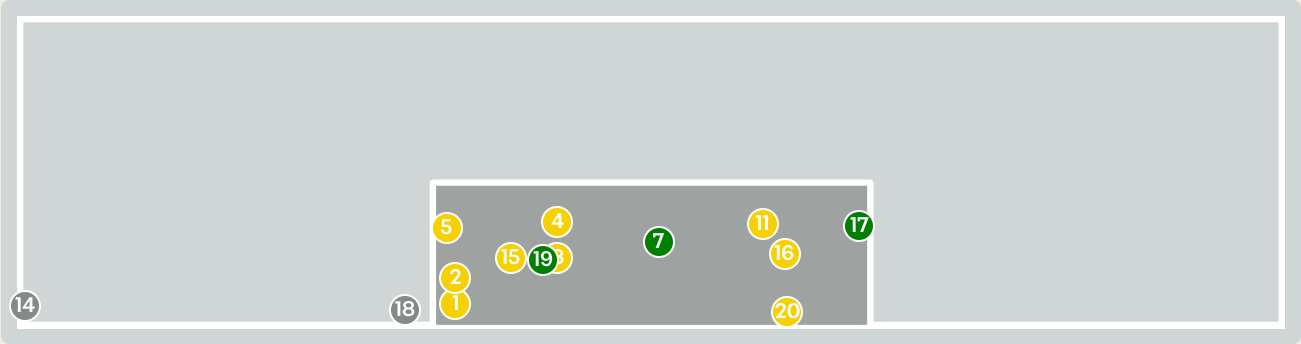

Key	Outcome	Shots
	Goals	3
	On Target	9
	Off Target	2
	Blocked	3
	Incomplete	3

Attempts at Goal

Uruguay

Time	Player	Outcome	Body Part	Delivery Type
13	10 Thiago BRIZUELA	On Target - Saved	Left Foot	Other
24	11 Alan SOARES DE LIMA	On Target - Saved	Right Foot	Pass
26	11 Alan SOARES DE LIMA	Incomplete - Blocked	Right Foot	Pass
31	10 Thiago BRIZUELA	On Target - Goal Prevented	Right Foot	Pass
31	11 Alan SOARES DE LIMA	On Target - Saved	Right Foot	Loose Ball
31	9 Juan GANCHEFF	Incomplete - Assist	Left Foot	Other
31	3 Lautaro MUNIZ	On Target - Goal	Left Foot	Loose Ball
35	10 Thiago BRIZUELA	On Target - Saved	Right Foot	Pass
42	11 Alan SOARES DE LIMA	Incomplete - Blocked	Right Foot	Pass
47	4 Dahel GUEDES	Incomplete - Defensive Event	Left Foot	Ball Progression
52	5 Pablo BARREIRO	On Target - Saved	Left Foot	Cross
53	5 Pablo BARREIRO	Incomplete - Blocked	Left Foot	Pass
54	3 Lautaro MUNIZ	Incomplete	Left Foot	Ball Progression
54	18 Facundo RODRIGUEZ	Off Target	Right Foot	Pass
70	18 Facundo RODRIGUEZ	On Target - Saved	Right Foot	Ball Progression
73	5 Pablo BARREIRO	On Target - Saved	Left Foot	Ball Progression
75	20 Nicolas RODRIGUEZ	On Target - Goal	Right Foot	Freekick

Attempts at Goal

Uruguay

Time	Player	Outcome	Body Part	Delivery Type
78	5 Pablo BARREIRO	Off Target	Left Foot	Freekick
81	11 Alan SOARES DE LIMA	On Target - Goal	Left Foot	Cross
89	20 Nicolas RODRIGUEZ	On Target - Saved	Right Foot	Pass

Attempts at Goal

Haiti

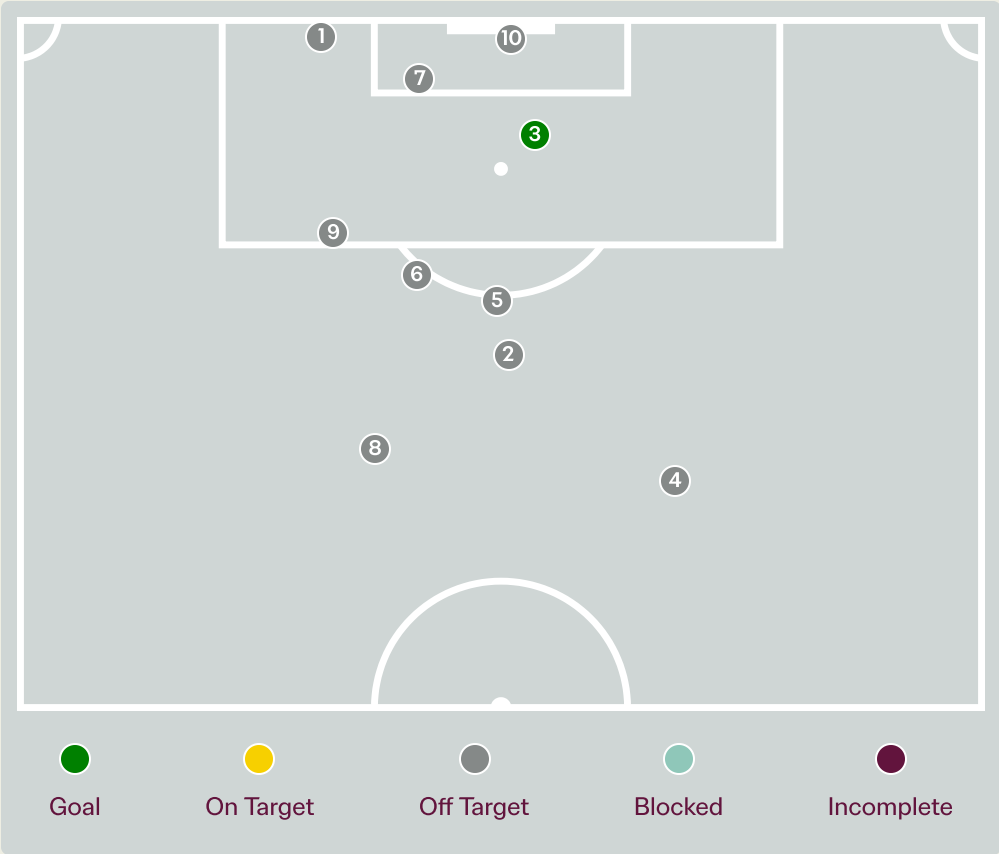



Key	Outcome	Shots
	Goals	1
	On Target	0
	Off Target	9
	Blocked	0
	Incomplete	0

Attempts at Goal

Haiti

Time	Player	Outcome	Body Part	Delivery Type
1	19 Stephen RAMOS	Off Target - Defensive Event	Right Foot	Ball Progression
6	17 Germisson CHERY	Off Target	Right Foot	Pass
19	9 Marvenly EXILAS	On Target - Goal	Head	Cross
33	2 Guivens BARJON	Off Target	Right Foot	Loose Ball
43	8 Mickenley CHERY	Off Target	Left Foot	Loose Ball
47	18 Jourdlyn CLERVIUS	Off Target	Left Foot	Pass
55	9 Marvenly EXILAS	Off Target	Left Foot	Cross
67	20 Macenat PROPHETE	Off Target	Right Foot	Pass
70	19 Stephen RAMOS	Off Target	Right Foot	Pass
88	20 Macenat PROPHETE	Off Target	Head	Cross

Crosses (Open Play)

Uruguay

Cross Locations

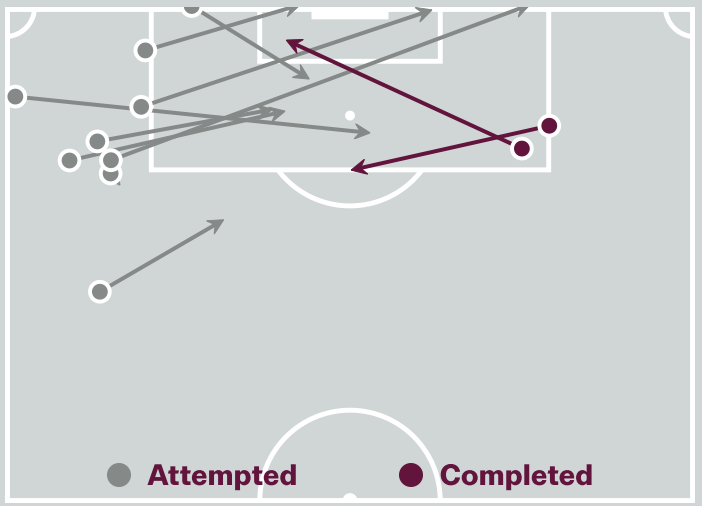

Delivery Type

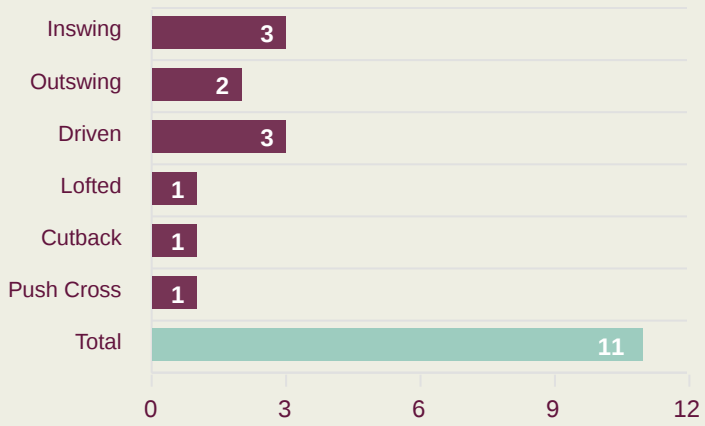

Cross Zones

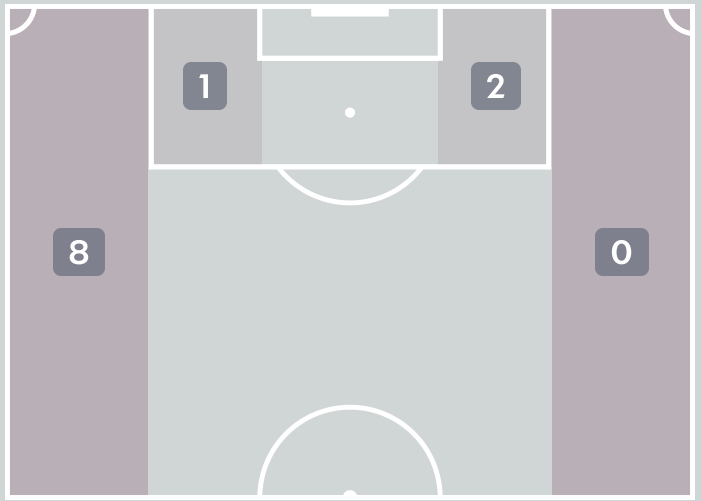

Attempted

11

Completed

2

Most Crosses Attempted

4

Felipe DE LEON
LEFT BACK

#	Player	Inswing	Outswing	Driven	Lofted	Cutback	Push Cross	Total Attempted
1	Luis MACHIN	0	0	0	0	0	0	0
3	Lautaro MUNIZ	0	0	0	0	0	0	0
4	Dahel GUEDES	0	0	0	0	0	0	0
5	Pablo BARREIRO	0	1	1	0	0	0	2
6	Felipe DE LEON	1	1	1	1	0	0	4
8	Ramiro GARCIA	0	0	0	0	0	0	0
9	Juan GANCHEFF	0	0	0	0	0	0	0
10	Thiago BRIZUELA	0	0	1	0	0	1	2
11	Alan SOARES DE LIMA	2	0	0	0	1	0	3
13	Johann FERNANDEZ	0	0	0	0	0	0	0
17	Facundo SALDANA	0	0	0	0	0	0	0
2	Gabriel DA SILVA	0	0	0	0	0	0	0
15	Bruno BUENO	0	0	0	0	0	0	0
18	Facundo RODRIGUEZ	0	0	0	0	0	0	0
19	Matteo CORREIA	0	0	0	0	0	0	0
20	Nicolas RODRIGUEZ	0	0	0	0	0	0	0

Crosses (Open Play)

Haiti

Cross Locations

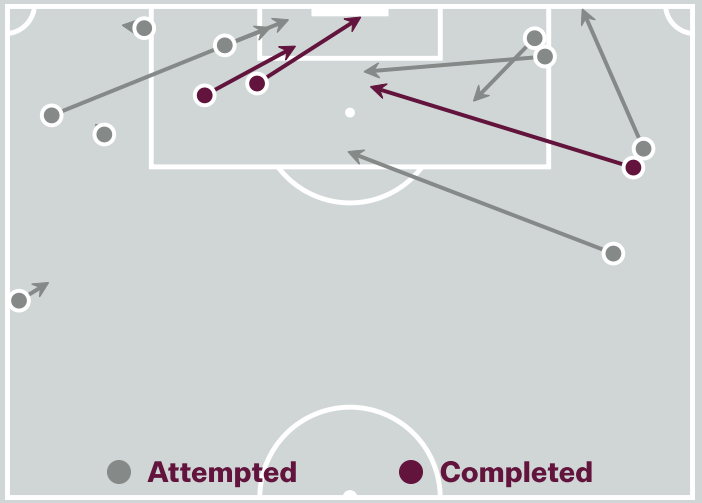

Delivery Type

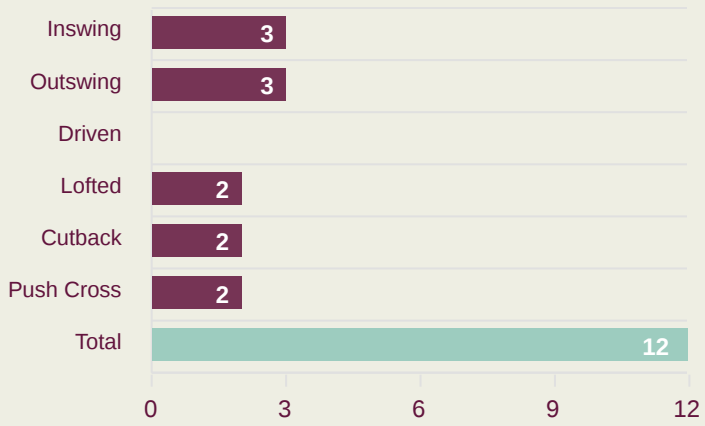

Cross Zones

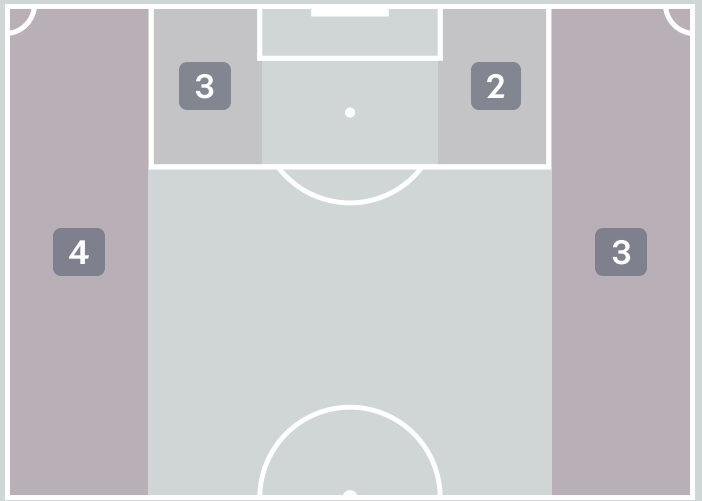

Attempted

12

Completed

3

Most Crosses Attempted

3

Stephen RAMOS

ATTACKING MIDFIELD LEFT

#	Player	Inswing	Outswing	Driven	Lofted	Cutback	Push Cross	Total Attempted
1	Clifford GENE	0	0	0	0	0	0	0
2	Guivens BARJON	0	1	0	0	0	1	2
3	Leonardo DIEUJUSTE	0	0	0	0	0	0	0
4	Stanley LOUIS	0	0	0	0	0	0	0
5	Miguel JOSEPH	1	0	0	0	0	0	1
8	Mickenley CHERY	0	0	0	0	0	0	0
9	Marvenly EXILAS	0	0	0	0	0	0	0
14	Widlet JEAN SIMON	1	0	0	0	1	0	2
17	Germisson CHERY	0	0	0	0	0	0	0
18	Jourdlyn CLERVIUS	0	1	0	1	0	0	2
19	Stephen RAMOS	1	0	0	1	0	1	3
6	Danrick DALCE	0	0	0	0	0	0	0
7	Rolf JULIEN	0	0	0	0	0	0	0
10	Emerson LAISSE	0	0	0	0	1	0	1
11	Lehandro FILS AIME	0	0	0	0	0	0	0
20	Macenat PROPHETE	0	1	0	0	0	0	1

Offering to Receive

Uruguay

220
Total Offers Made

79
Total Offers Received

Most Offers
51
Pablo BARREIRO
DEFENSIVE MIDFIELD CENTRE

89
Offers Made in Final Third

103
Offers Made in Middle Third

28
Offers Made in Defensive Third

Offers Made Inside Shape

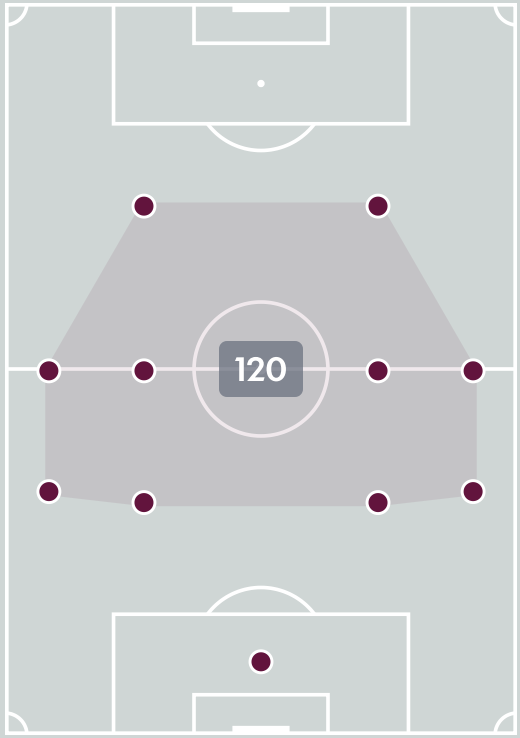

Offers Made Outside Shape

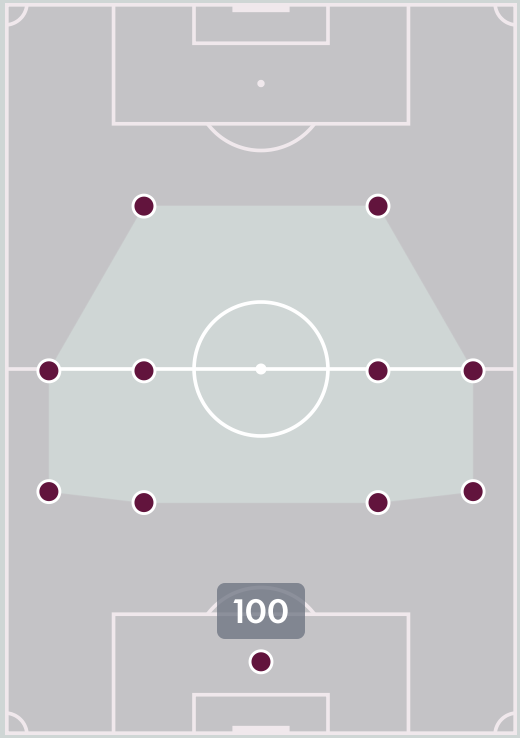

#	Player	Offers Made	Offers Received	% Made & Received
1	Luis MACHIN	0	0	0%
3	Lautaro MUNIZ	9	5	55.6%
4	Dahel GUEDES	17	7	41.2%
5	Pablo BARREIRO	51	18	35.3%
6	Felipe DE LEON	9	5	55.6%
8	Ramiro GARCIA	8	3	37.5%
9	Juan GANCHEFF	18	6	33.3%
10	Thiago BRIZUELA	25	6	24%
11	Alan SOARES DE LIMA	28	7	25%
13	Johann FERNANDEZ	5	3	60%
17	Facundo SALDANA	7	1	14.3%
2	Gabriel DA SILVA	2	2	100%
15	Bruno BUENO	17	10	58.8%
18	Facundo RODRIGUEZ	7	2	28.6%
19	Matteo CORREIA	7	0	0%
20	Nicolas RODRIGUEZ	10	4	40%

Offering to Receive

Haiti

184
Total Offers Made

56
Total Offers Received

Most Offers
59
Stephen RAMOS
ATTACKING MIDFIELD LEFT

90
Offers Made in Final Third

75
Offers Made in Middle Third

19
Offers Made in Defensive Third

Offers Made Inside Shape

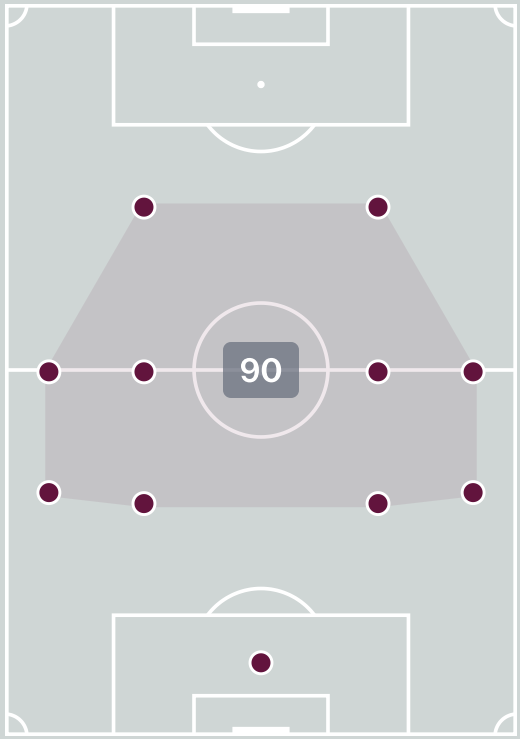

Offers Made Outside Shape

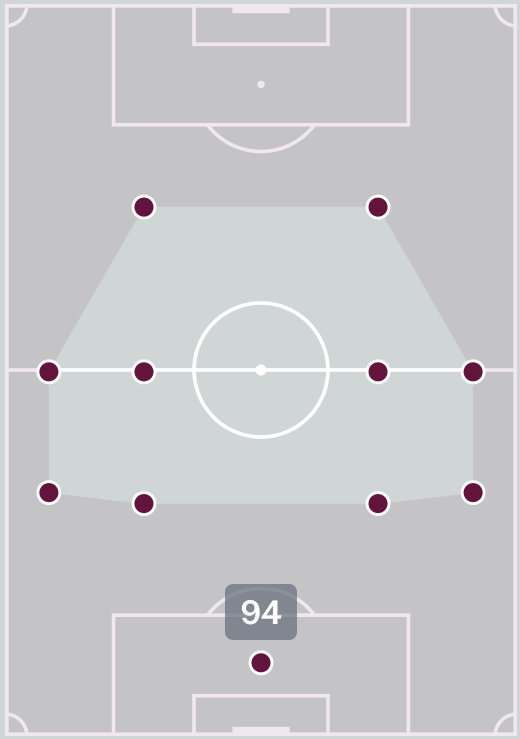

#	Player	Offers Made	Offers Received	% Made & Received
1	Clifford GENE	0	0	0%
2	Guivens BARJON	28	7	25%
3	Leonardo DIEUJUSTE	3	1	33.3%
4	Stanley LOUIS	1	0	0%
5	Miguel JOSEPH	6	3	50%
8	Mickenley CHERY	6	3	50%
9	Marvenly EXILAS	13	0	0%
14	Widlet JEAN SIMON	14	5	35.7%
17	Germisson CHERY	27	9	33.3%
18	Jourdlyn CLERVIUS	10	5	50%
19	Stephen RAMOS	59	20	33.9%
6	Danrick DALCE	0	0	0%
7	Rolf JULIEN	5	1	20%
10	Emerson LAISSE	4	1	25%
11	Lehandro FILS AIME	1	0	0%
20	Macenat PROPHETE	7	1	14.3%

Movement to Receive

Uruguay

Movement Types by Phase

Final Third Phase

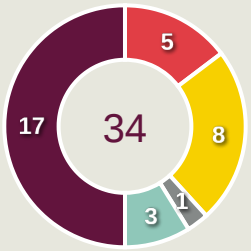

Progression Phase

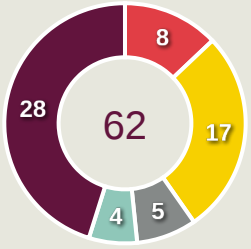

Build Up Phase

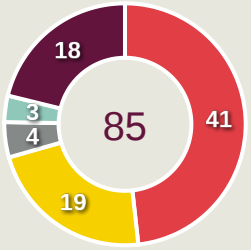

All Movement Types

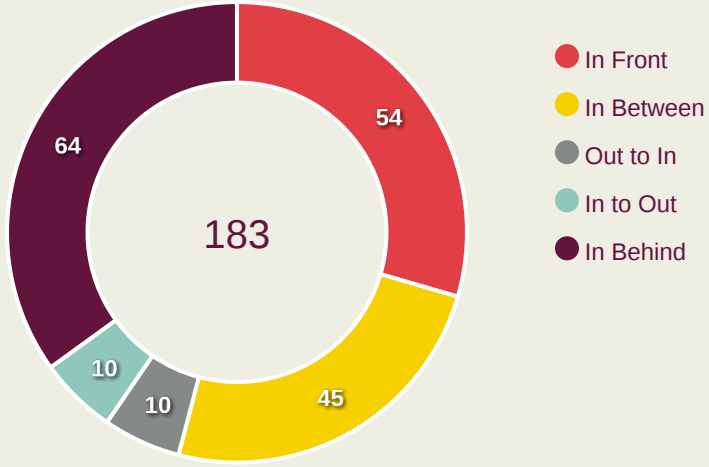

Top Ranked Players

Type	Player	Movements
In Front	5 Pablo BARREIRO	26
In Between	15 Bruno BUENO	10
Out to In	5 Pablo BARREIRO	4
In to Out	10 Thiago BRIZUELA	3
In Behind	11 Alan SOARES DE LIMA	20

Movement Types Pitch Third

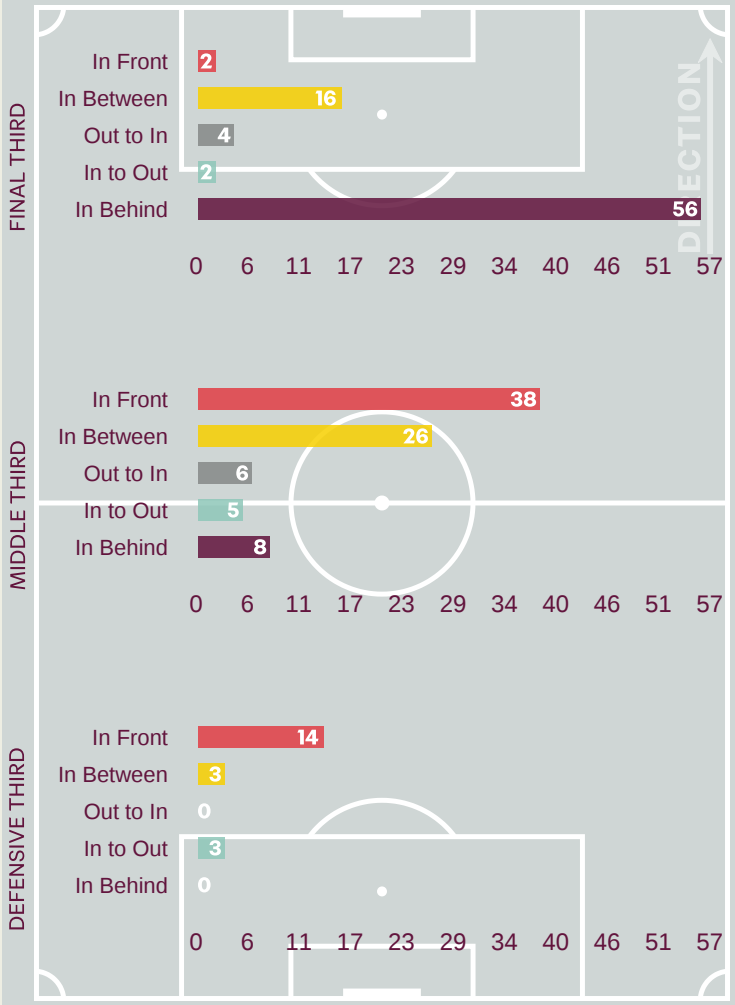

Movement to Receive

Haiti

Movement Types by Phase

Final Third Phase

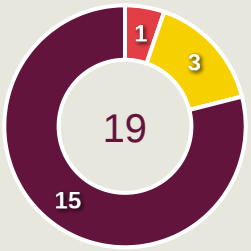

Progression Phase

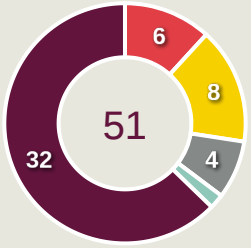

Build Up Phase

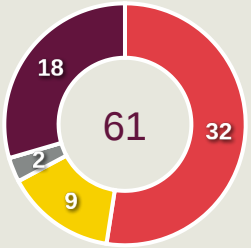

All Movement Types

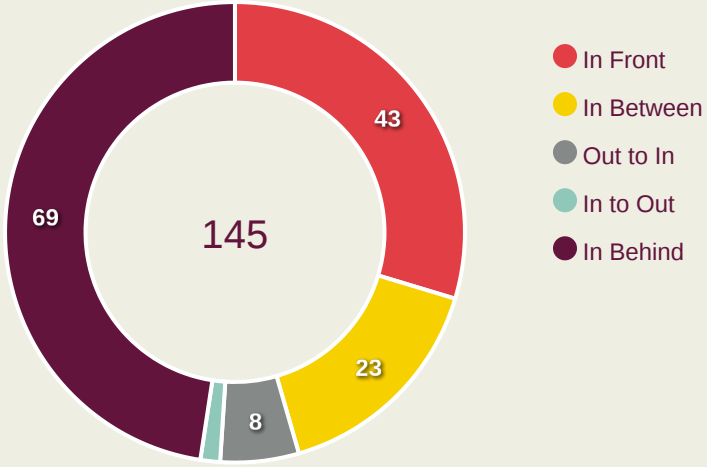

Top Ranked Players

Type	Player	Movements
In Front	17 Germisson CHERY	16
In Between	17 Germisson CHERY	7
Out to In	19 Stephen RAMOS	4
In to Out	19 Stephen RAMOS	2
In Behind	19 Stephen RAMOS	30

Movement Types Pitch Third

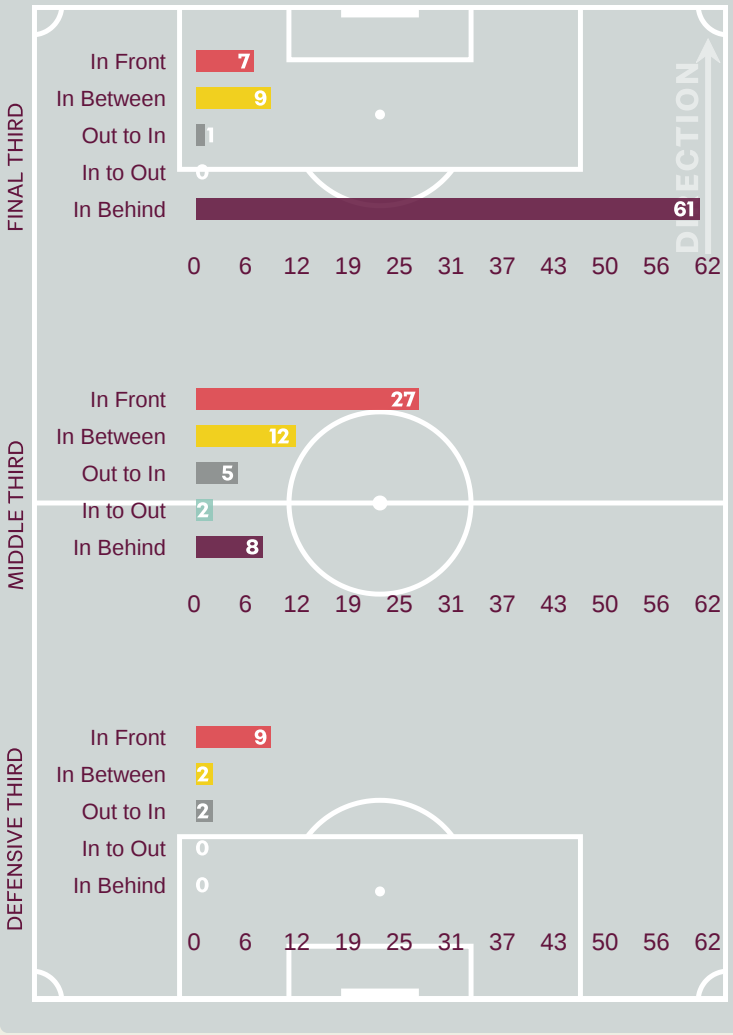

OUT OF POSSESSION




Uruguay v Haiti

Defensive Actions

Uruguay

55	56	13	44	3.54
Forced Turnovers	Possession Regained	Interceptions	Tackles	Possession Actions / Defensive Action

Forced Turnovers

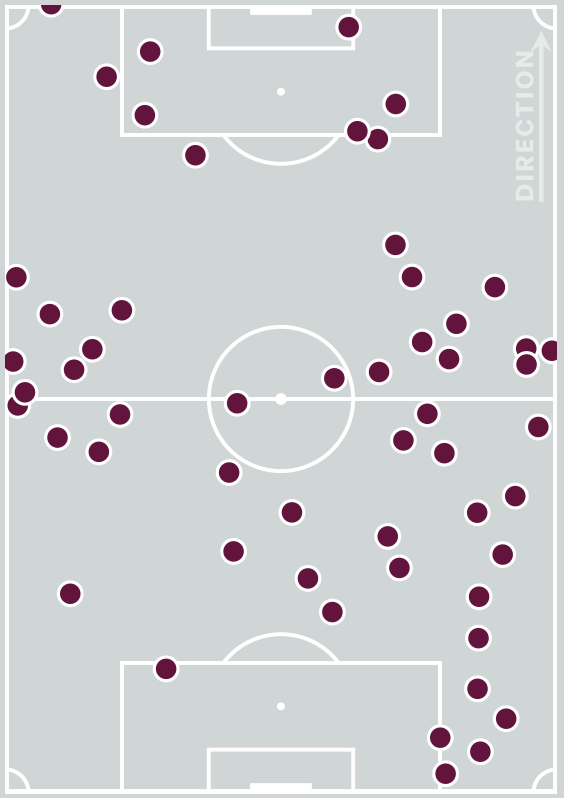

Possession Regain

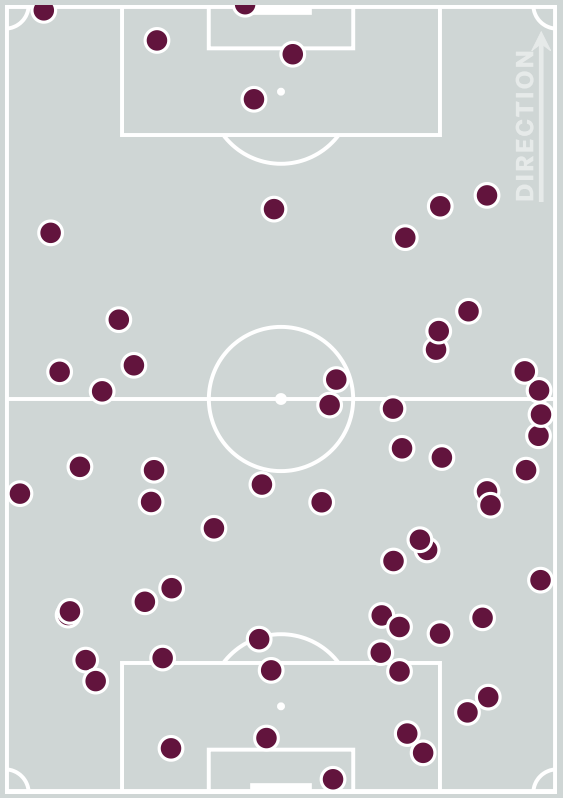

Blocks

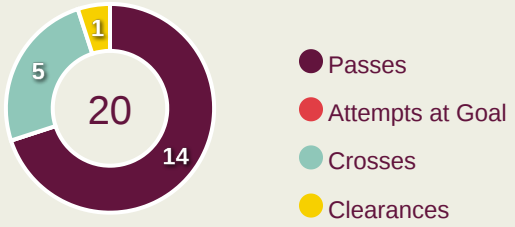

Possession Contests

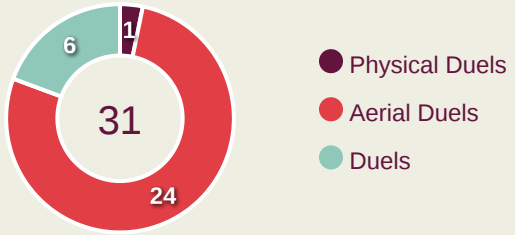

Most Possession Regains

9

Lautaro MUNIZ
LEFT CENTRE BACK

#	Player	Total Possession Regains
1	Luis MACHIN	3
3	Lautaro MUNIZ	9
4	Dahel GUEDES	6
5	Pablo BARREIRO	7
6	Felipe DE LEON	4
8	Ramiro GARCIA	0
9	Juan GANCHEFF	2
10	Thiago BRIZUELA	3
11	Alan SOARES DE LIMA	2
13	Johann FERNANDEZ	9
17	Facundo SALDANA	2
2	Gabriel DA SILVA	3
15	Bruno BUENO	0
18	Facundo RODRIGUEZ	5
19	Matteo CORREIA	0
20	Nicolas RODRIGUEZ	1

Defensive Actions

Haiti

55	58	8	46	2.94
Forced Turnovers	Possession Regained	Interceptions	Tackles	Possession Actions / Defensive Action

Forced Turnovers

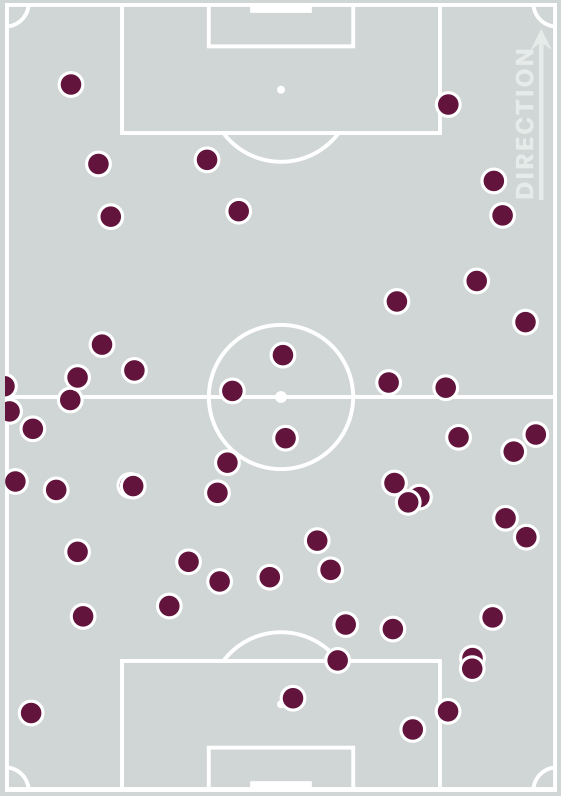

Possession Regain

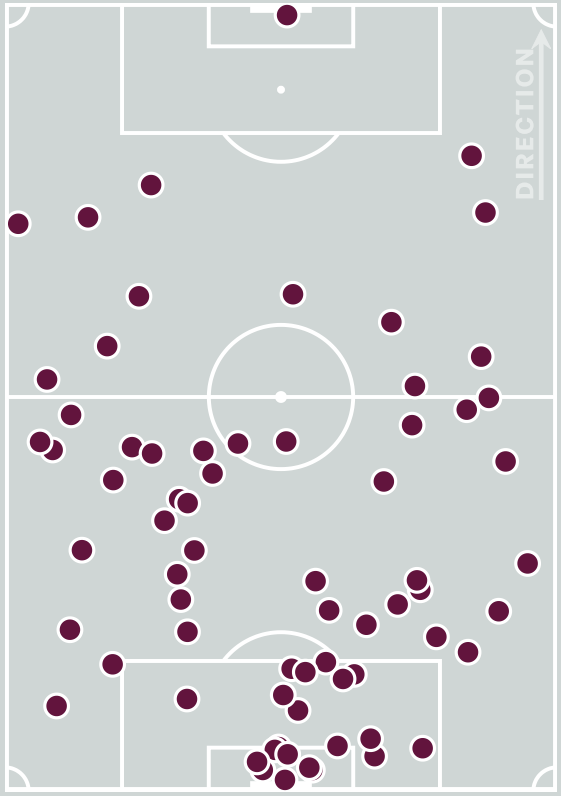

Blocks

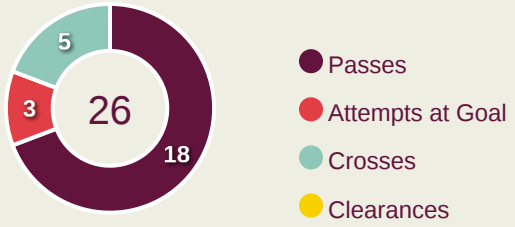

Possession Contests

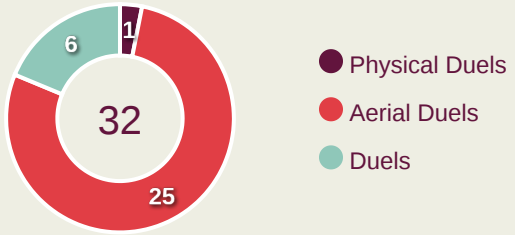

Most Possession Regains

12

Clifford GENE

GOALKEEPER

#	Player	Total Possession Regains
1	Clifford GENE	12
2	Guivens BARJON	7
3	Leonardo DIEUJUSTE	9
4	Stanley LOUIS	7
5	Miguel JOSEPH	6
8	Mickenley CHERY	2
9	Marvenly EXILAS	2
14	Widlet JEAN SIMON	2
17	Germisson CHERY	3
18	Jourdlyn CLERVIUS	6
19	Stephen RAMOS	2
6	Danrick DALCE	0
7	Rolf JULIEN	0
10	Emerson LAISSE	0
11	Lehandro FILS AIME	0
20	Macenat PROPHETE	0

Defensive Line Height & Team Length

Uruguay

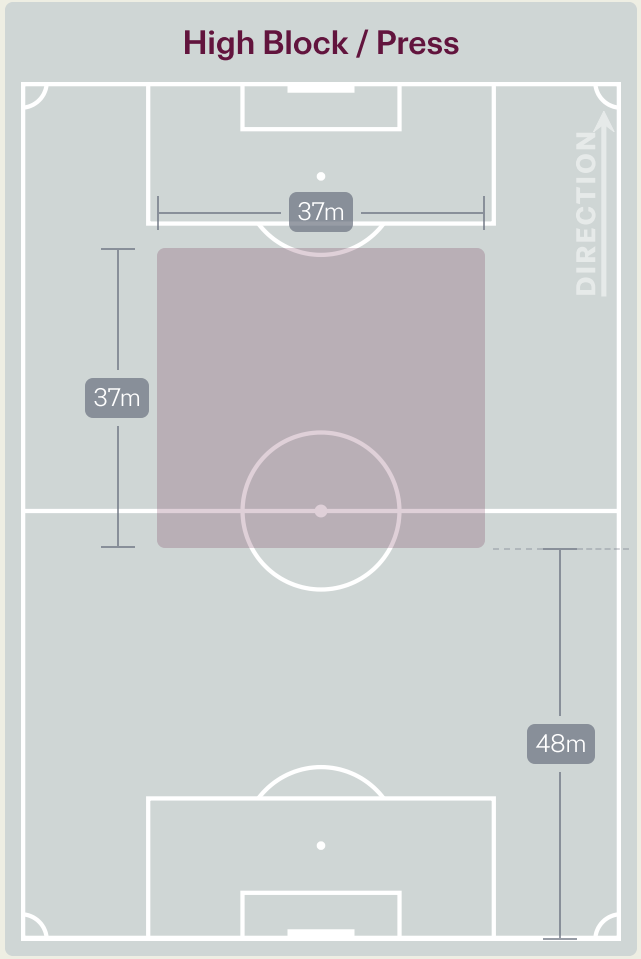

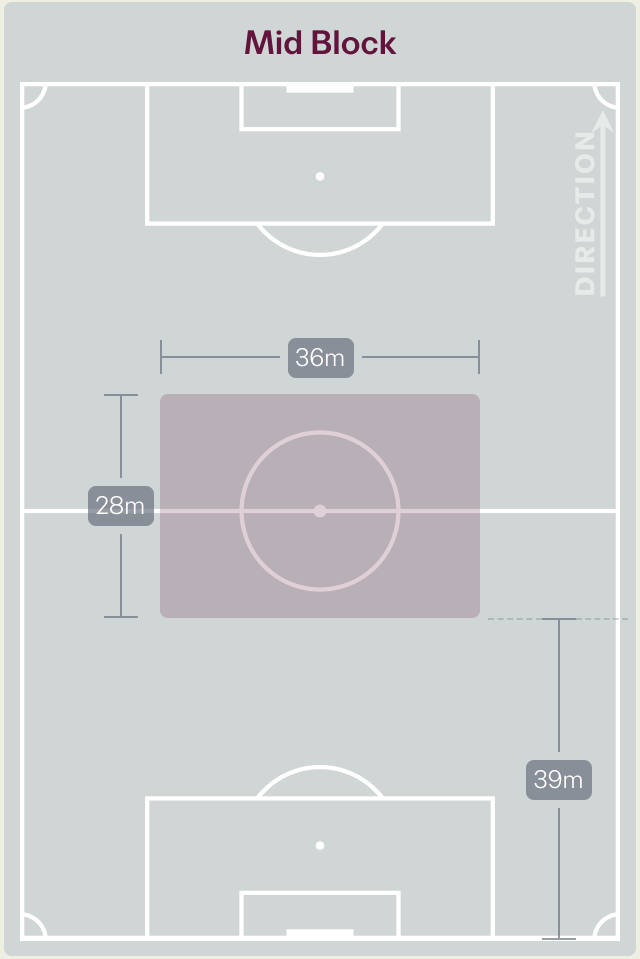

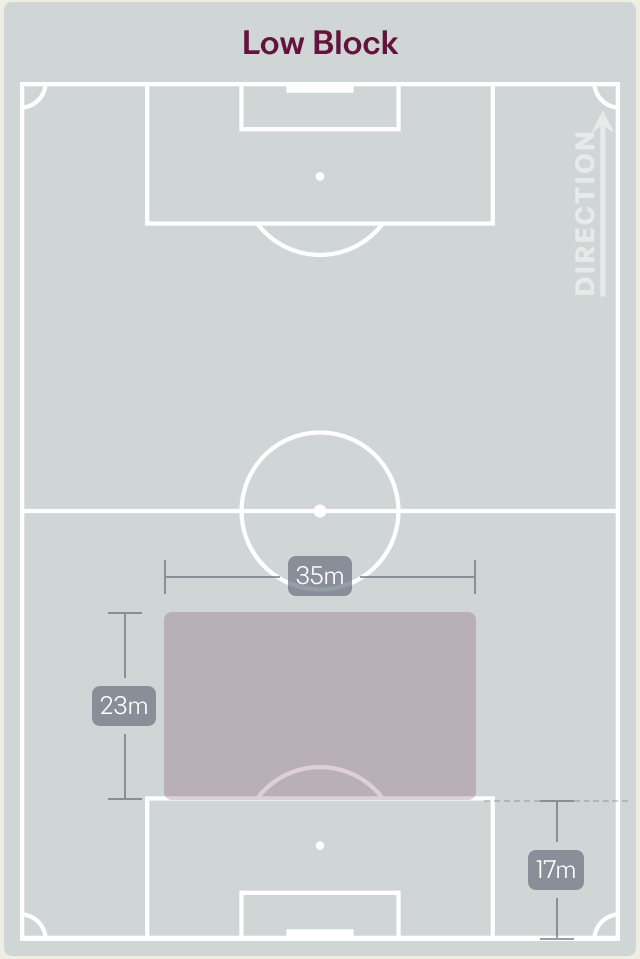

Defensive Line Height & Team Length

Haiti

High Block / Press

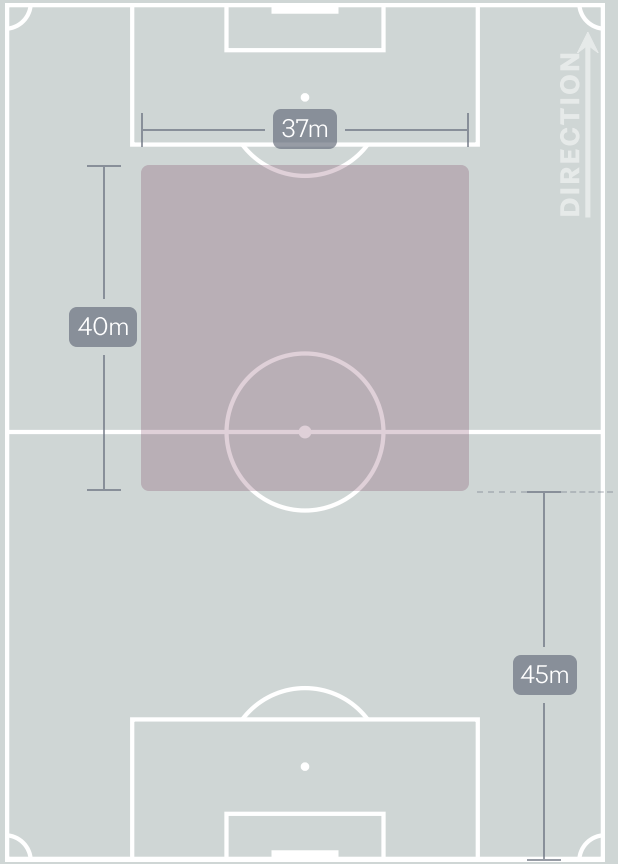

Mid Block

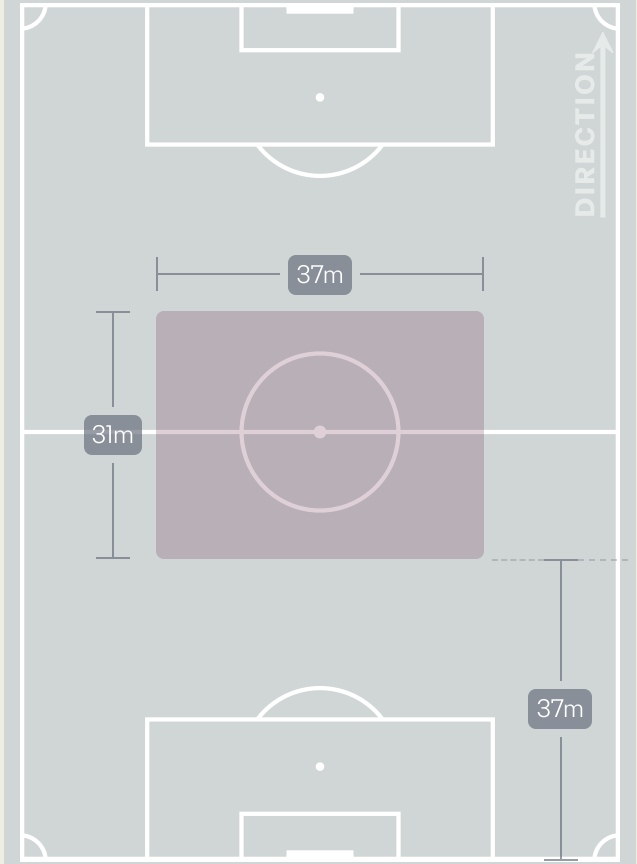

Low Block

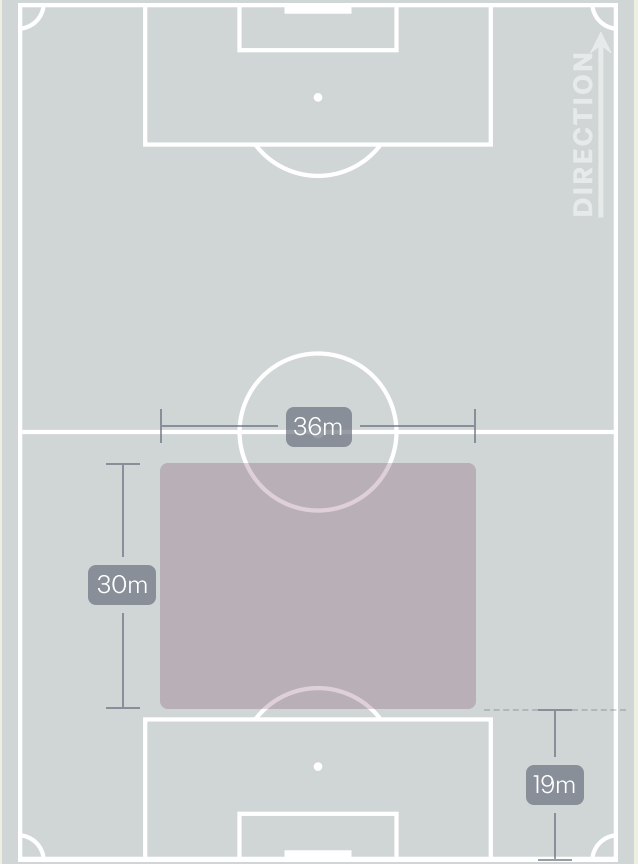

Defensive Pressure

Uruguay

Haiti

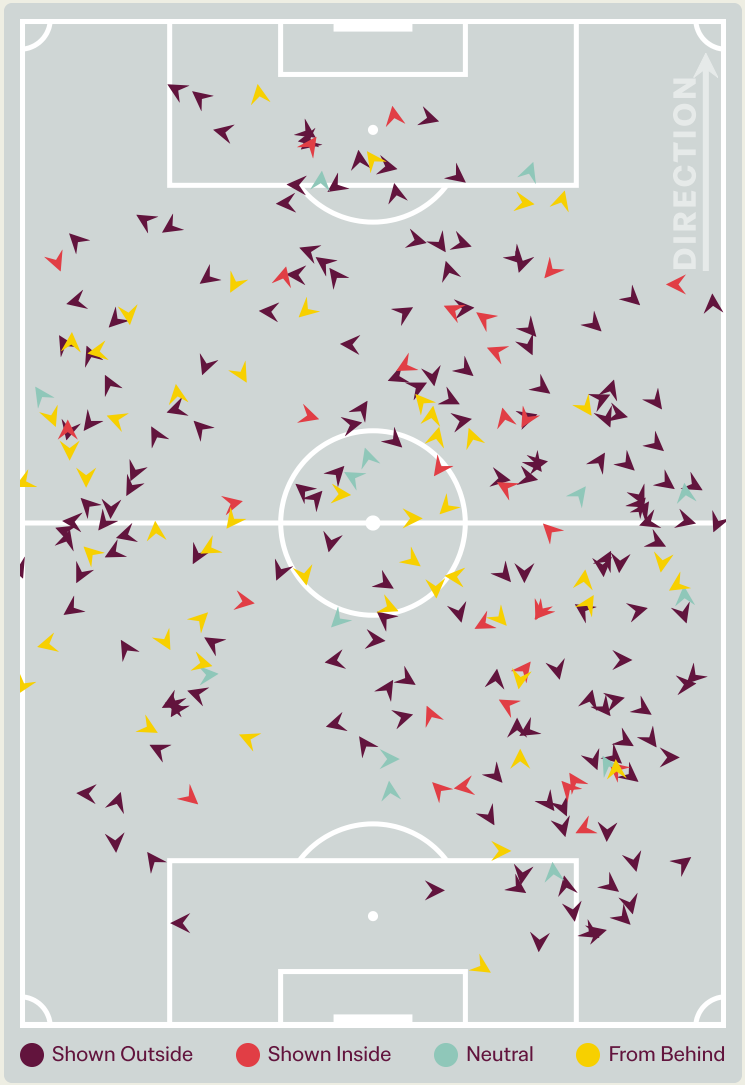

Uruguay		Haiti
261	Total Pressures	244
55	Direct Pressures	40
1.68s	Avg Pressure Duration	1.54s
55	Forced Turnovers	55
12.09s	Ball Recovery Time	16.08s
97	Pushing on into Pressing	80
177	Pushing on	160
32	Pressing Direction Inside	35
165	Pressing Direction Outside	136

Most Direct Pressures

10

Felipe DE LEON

LEFT BACK

Most Direct Pressures

10

Miguel JOSEPH

DEFENSIVE MIDFIELD CENTRE LEFT

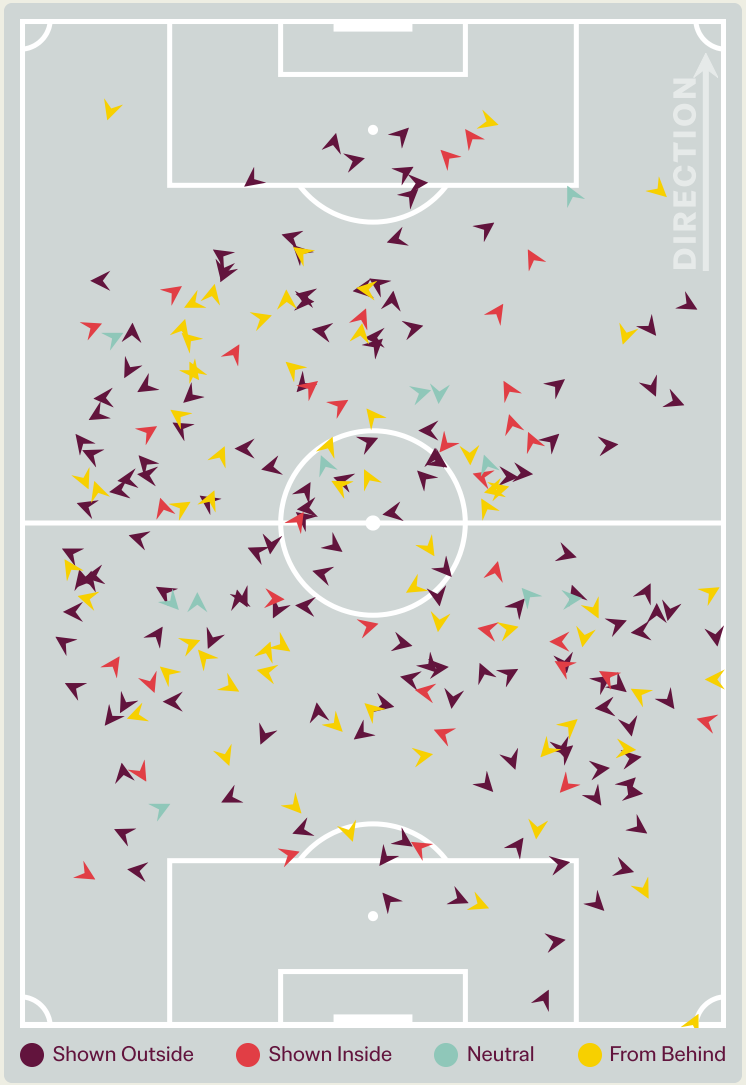

GOALKEEPING




Uruguay v Haiti

Goalkeeping Involvement

Uruguay

Uruguay GK Involvement Timeline

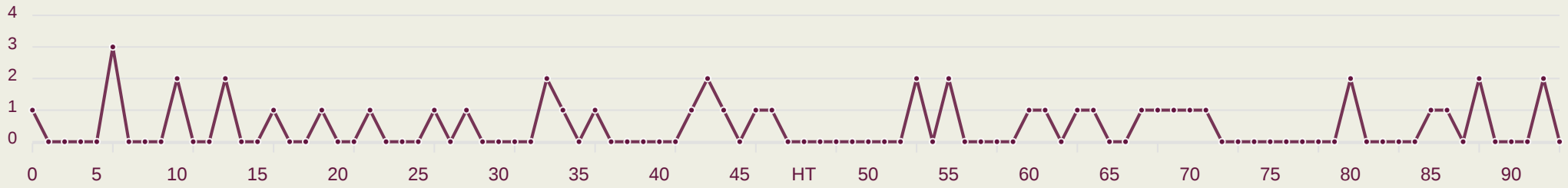

45

Total Involvements

Haiti

Haiti GK Involvement Timeline

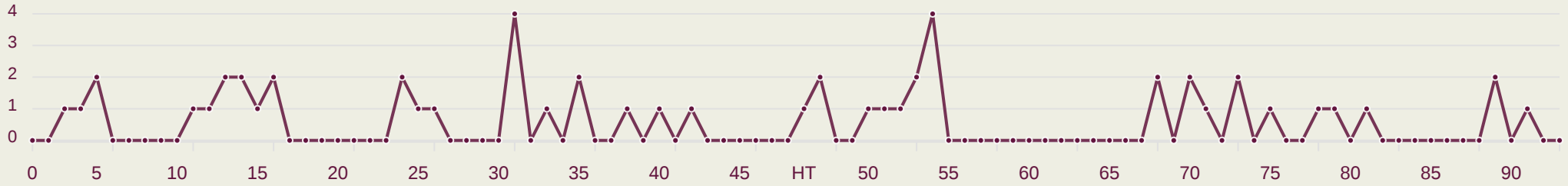

53

Total Involvements

Goalkeeping Distribution

Uruguay

Kick from Feet

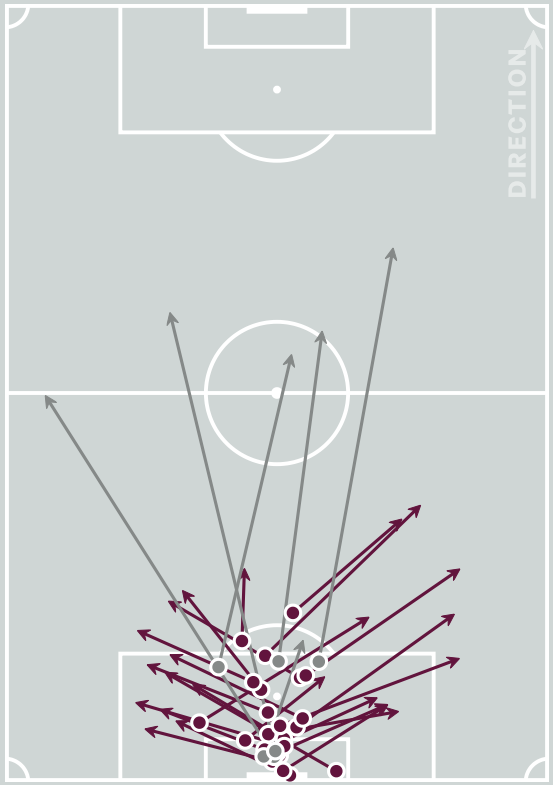

Complete Incomplete

- Play Onto
- Play Into
- Play Around
- Play Through
- Play Beyond
- Other

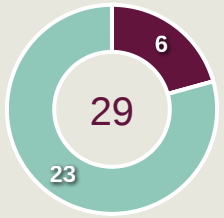

Kick from Hands

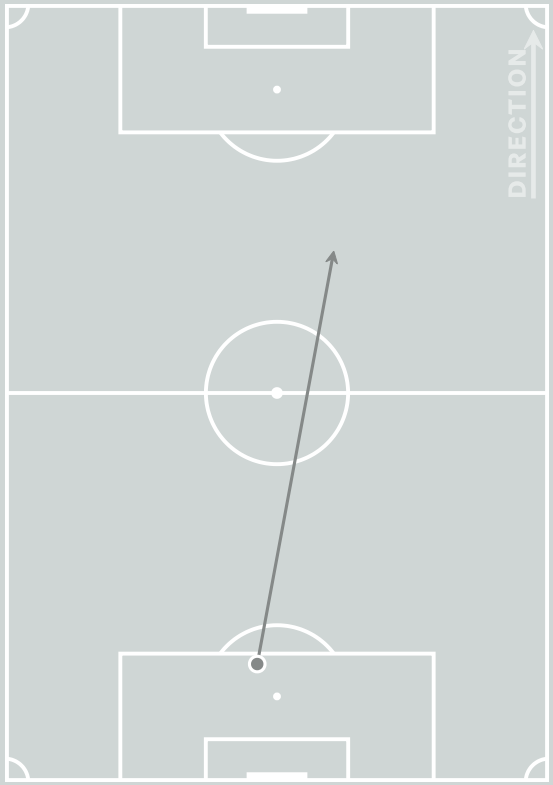

Complete Incomplete

- Side Kick
- From Hands
- Drop Kick

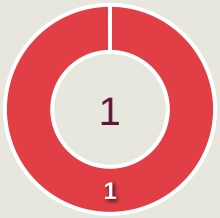

Throw Distribution

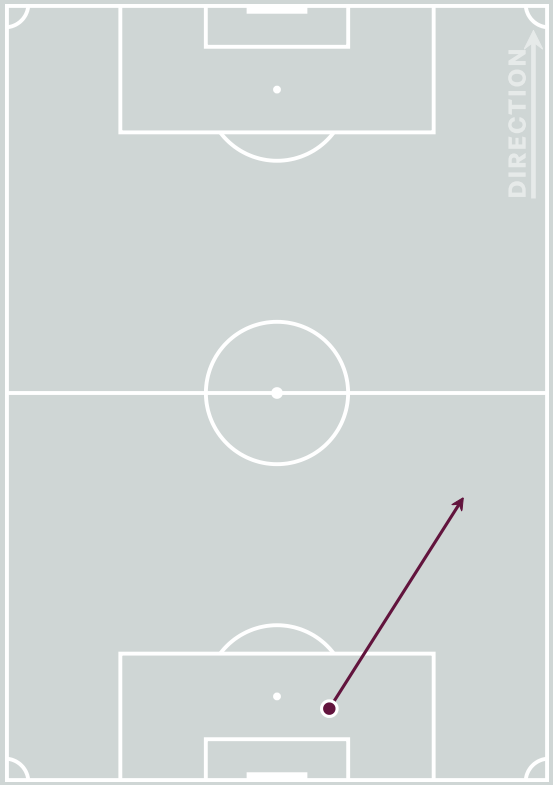

Complete Incomplete

- Over Arm
- Under Arm
- Side Arm
- Chest

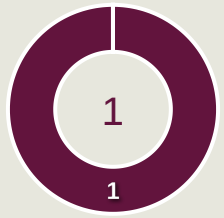

Total Distributions

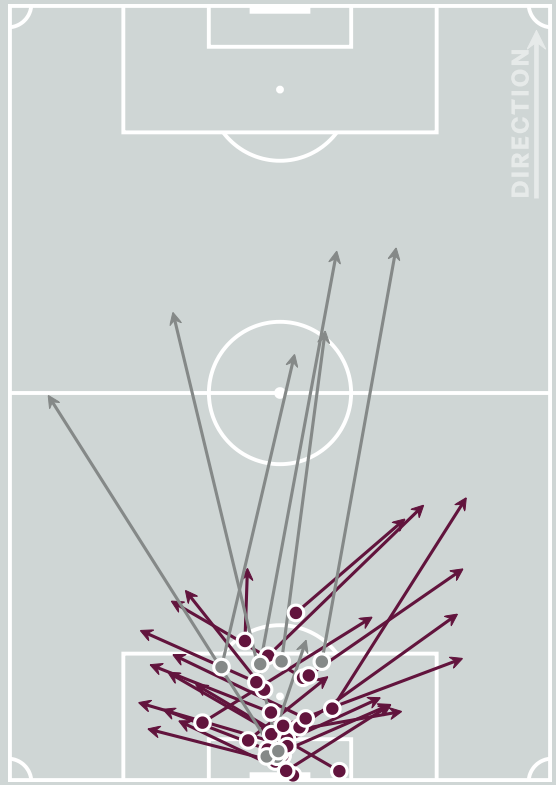

Complete Incomplete



Goalkeeper Line Breaks

Goalkeeping Distribution

Haiti

Kick from Feet

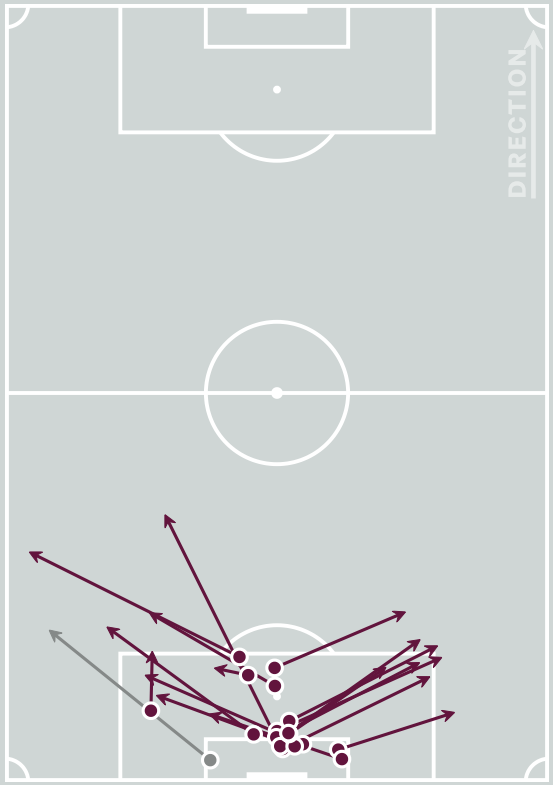

Complete Incomplete

- Play Onto
- Play Into
- Play Around
- Play Through
- Play Beyond
- Other

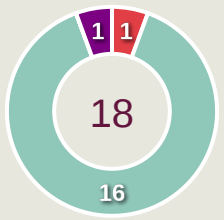

Kick from Hands

Complete Incomplete

- Side Kick
- From Hands
- Drop Kick

0

Throw Distribution

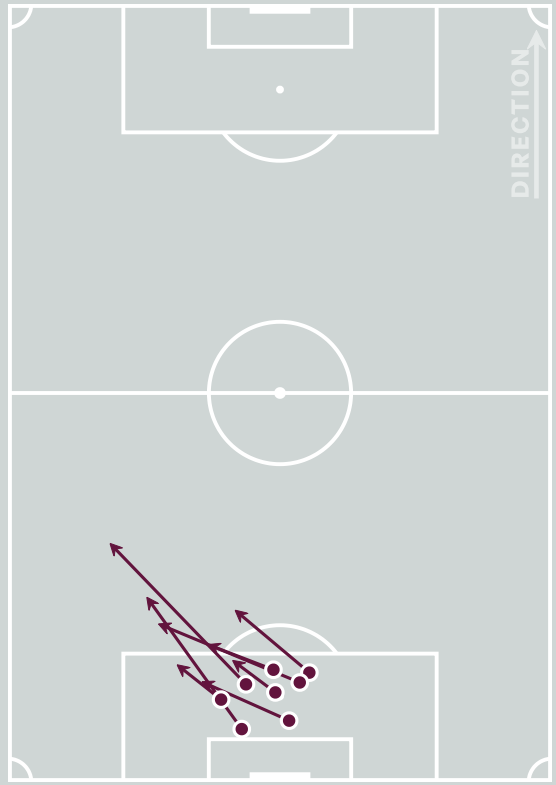

Complete Incomplete

- Over Arm
- Under Arm
- Side Arm
- Chest

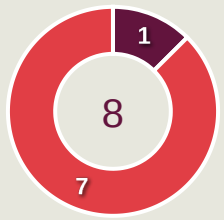

Total Distributions

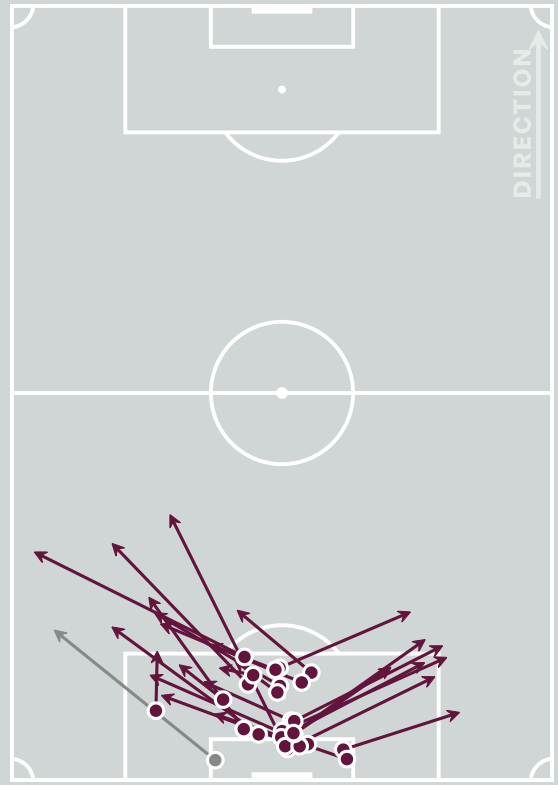

Complete Incomplete

1

Goalkeeper Line Breaks

Goal Prevention

Uruguay

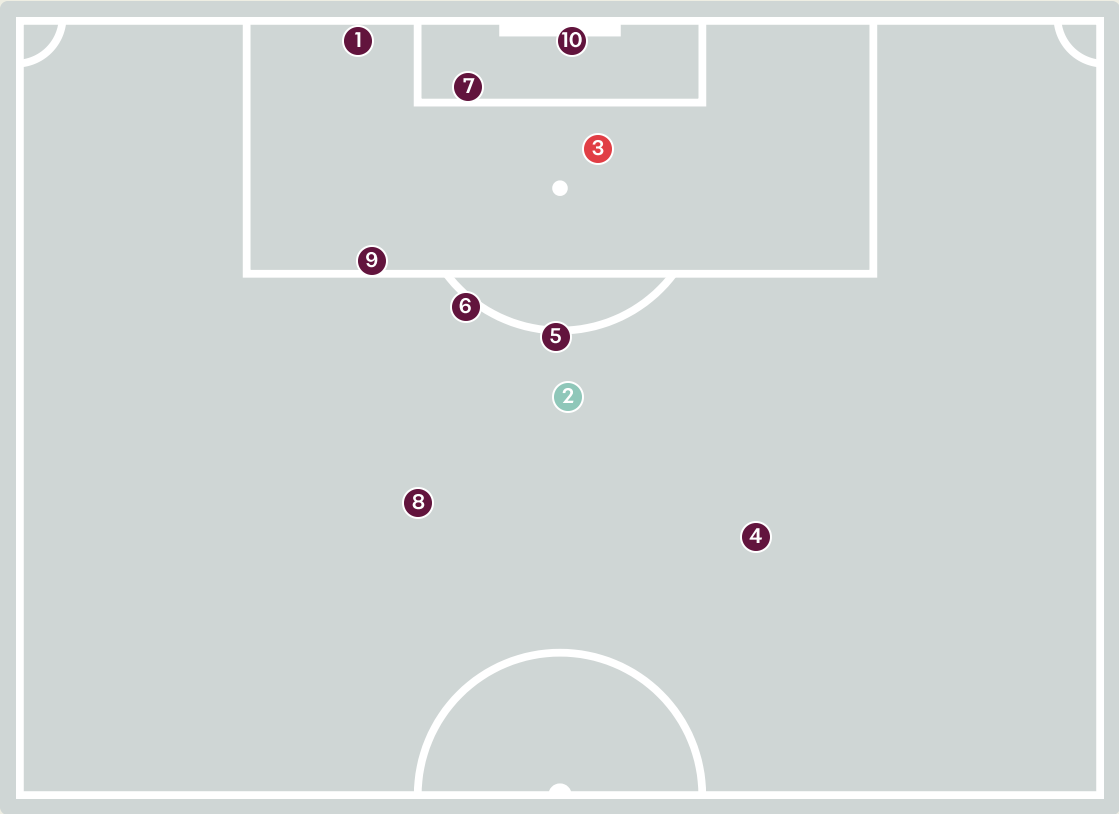

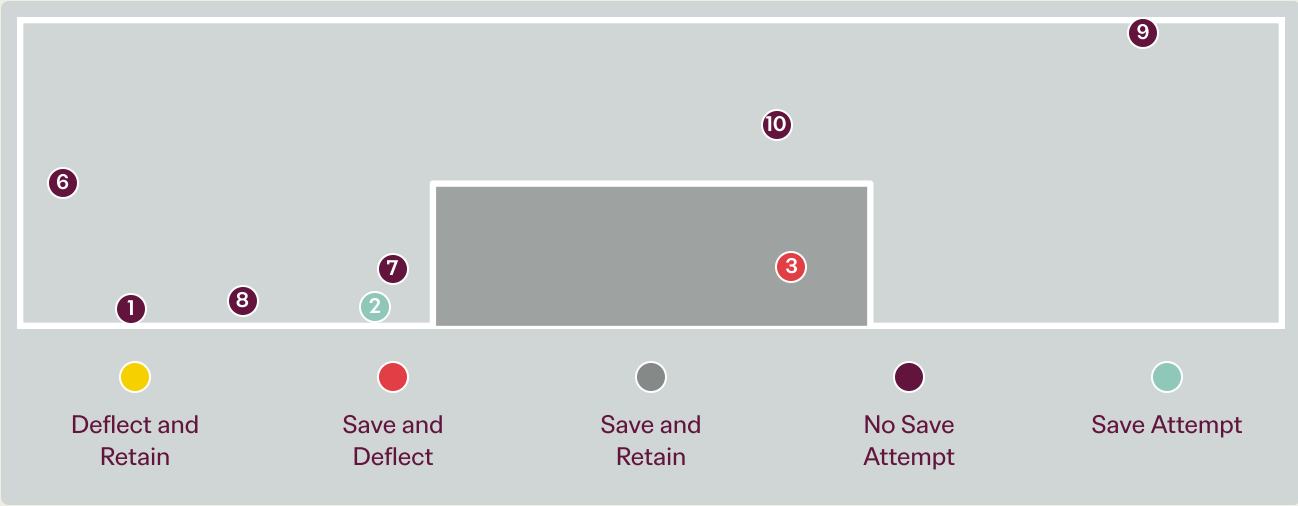

10

Total Attempts on Goal Faced

0

Save %

Intervention Type



Deflect & Retain · Save & Deflect · Save & Retain · No Save Attempt · Save Attempt

Intervention Body Type

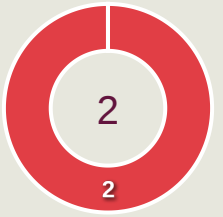

Head · Hands · Upper Body · Lower Body · Feet

Total Attempts on Goal Faced	Total Goal Interventions	Save & Retain	Deflect & Retain	Save & Deflect	Save Attempt	No Save Attempt
10	1	0	0	1	1	8

Goal Prevention

Haiti

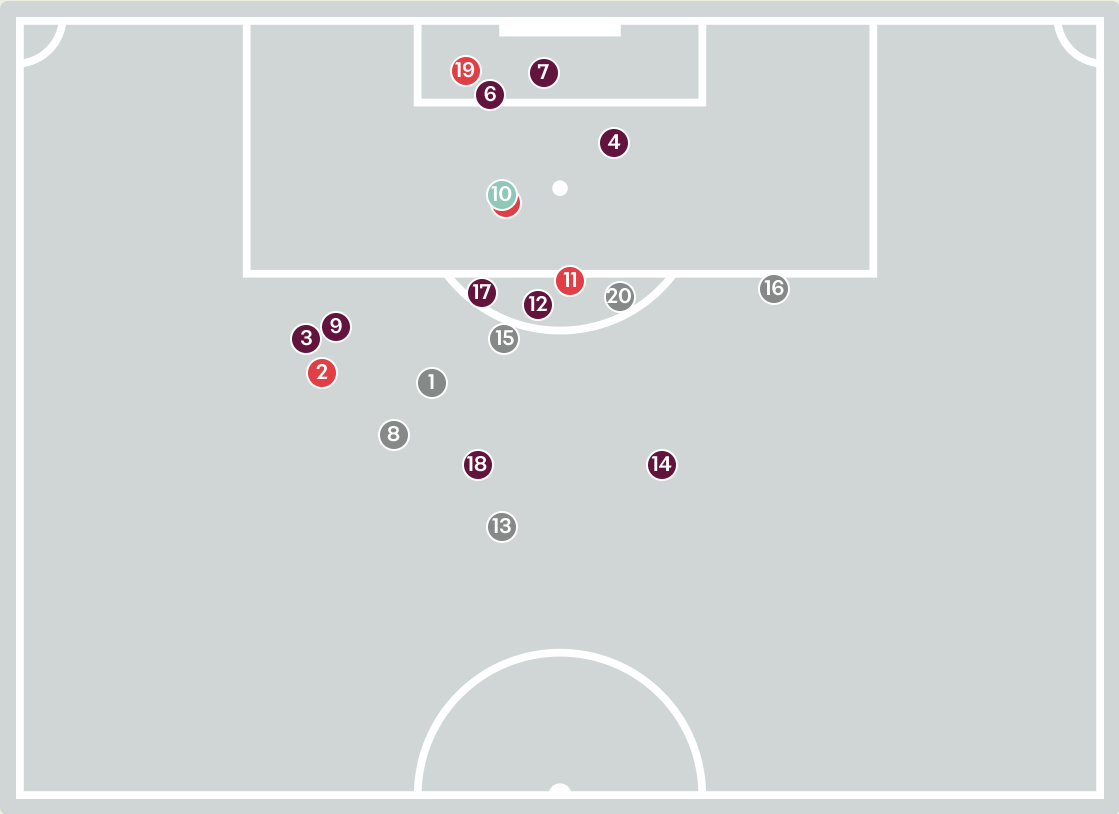

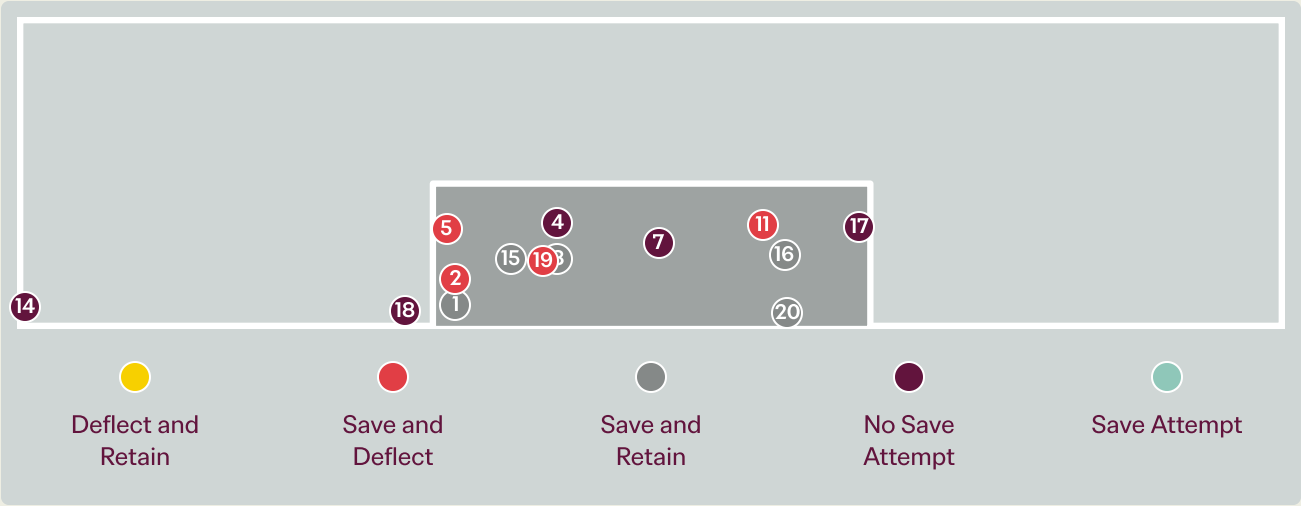

Intervention Type

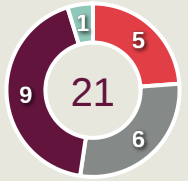

Intervention Body Type

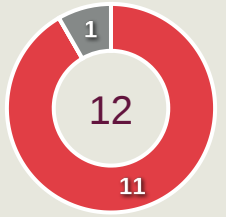

21

Total Attempts on Goal Faced

73

Save %

Total Attempts on Goal Faced	Total Goal Interventions	Save & Retain	Deflect & Retain	Save & Deflect	Save Attempt	No Save Attempt
21	11	6	0	5	1	9

Aerial Control

Uruguay

2
Total Interventions

0	0	0
Complete	Punches	Incomplete

2	2	0
Complete	Claims	Incomplete

0	0	0
Complete	Tipped/Palmed	Incomplete

Crosses Faced

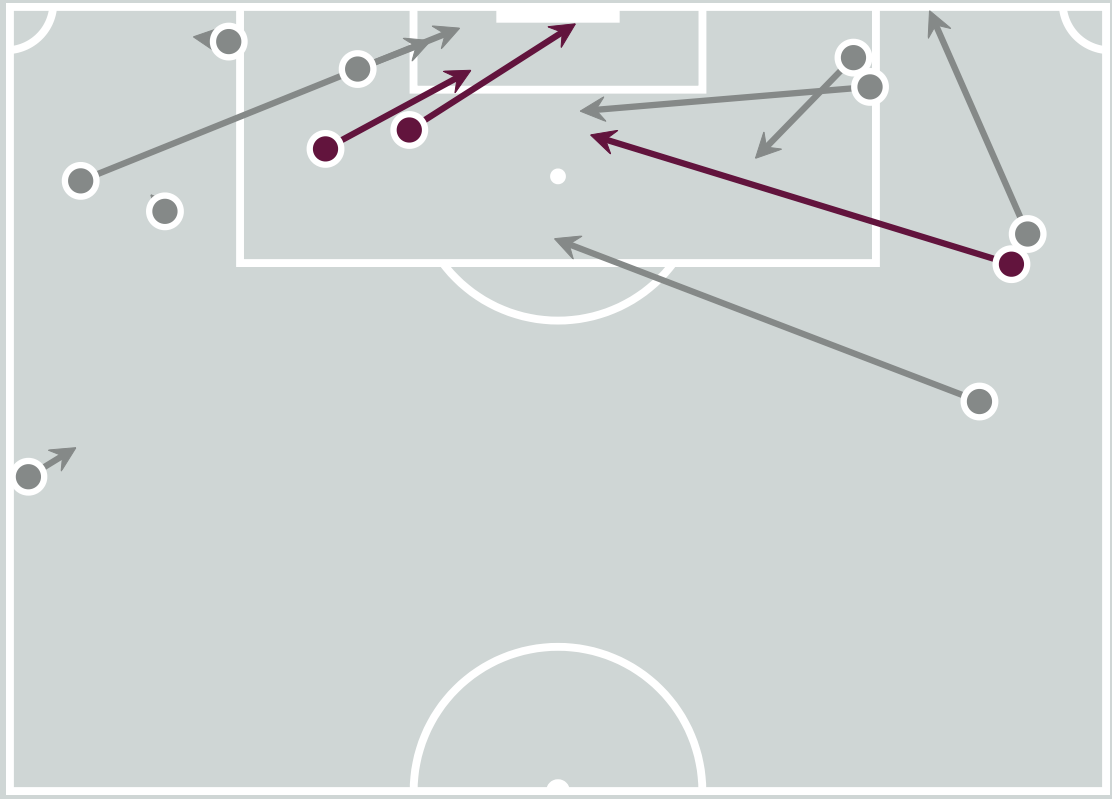

Delivery Types Faced

Total	In Swing	Out Swing	Driven	Lofted	Cutback	Push
16	4	5	0	3	2	2

Aerial Control

Haiti

2
Total Interventions

0	0	0
Complete	Punches	Incomplete

1	2	0
Complete	Claims	Incomplete

0	0	0
Complete	Tipped/Palmed	Incomplete

Crosses Faced

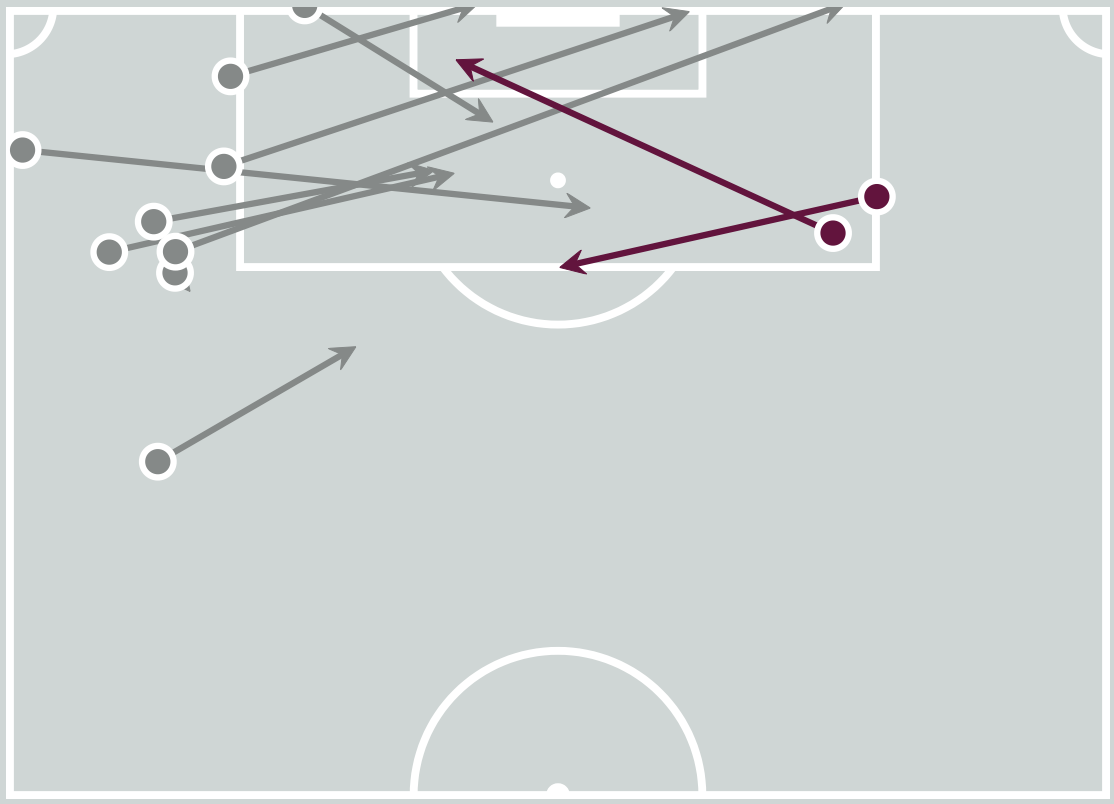

Delivery Types Faced

Total	In Swing	Out Swing	Driven	Lofted	Cutback	Push
15	7	2	3	1	1	1

FIFA U17 WORLD CUP QATAR 2026

SET PLAYS



Uruguay v Haiti

Set Plays

Uruguay

34
Total Set Plays

12
Total Free Kicks

0
Total Penalties

3
Total Corners

19
Total Throw Ins

Free Kicks	
Type	**Total**
Direct	8
Direct (on target)	1
Direct (off target)	1
Indirect	4

Corners			
Delivery Type	**From Left Side**	**From Right Side**	**Total**
Direct to Area	3	0	3
Short	0	0	0
Edge of Penalty Area	0	0	0

Corners	
Delivery Style	**Total**
Inswing	3
Outswing	0
Driven	0
Lofted	0

Set Plays

Haiti



32
Total Set Plays

11
Total Free Kicks

0
Total Penalties

4
Total Corners

17
Total Throw Ins

Free Kicks	
Type	**Total**
Direct	11
Direct (on target)	0
Direct (off target)	0
Indirect	0

Corners			
Delivery Type	**From Left Side**	**From Right Side**	**Total**
Direct to Area	1	2	3
Short	1	0	1
Edge of Penalty Area	0	0	0

Corners	
Delivery Style	**Total**
Inswing	1
Outswing	1
Driven	0
Lofted	1

INDIVIDUAL DATA IN POSSESSION



Uruguay v Haiti

In Possession - Distributions

Uruguay



#	Player	Passes Attempted	Passes Completed	Pass Completion %	Switches of Play	Crosses Attempted	Crosses Completed	Line Breaks Attempted	Line Breaks Completed	Line Break Completion %	Ball Progressions	Take Ons	Step Ins	Attempts at Goal	Goals
1	Luis MACHIN	31	24	77%	0	0	0	7	1	14%	0	0	0	0	0
3	Lautaro MUNIZ	71	61	86%	2	0	0	33	23	70%	4	0	4	2	1
4	Dahel GUEDES	36	27	75%	0	0	0	8	3	38%	5	5	0	1	0
5	Pablo BARREIRO	36	28	78%	0	3	2	14	12	86%	5	4	1	4	1
6	Felipe DE LEON	46	39	85%	1	4	0	19	15	79%	1	1	0	0	0
8	Ramiro GARCIA	22	22	100%	0	3	1	3	3	100%	0	0	0	0	0
9	Juan GANCHEFF	22	15	68%	0	0	0	2	1	50%	1	1	0	1	0
10	Thiago BRIZUELA	22	14	64%	0	2	1	6	3	50%	0	0	0	3	0
11	Alan SOARES DE LIMA	23	14	61%	0	3	0	5	3	60%	7	7	0	5	1
13	Johann FERNANDEZ	79	66	84%	2	0	0	30	19	63%	2	1	1	0	0
17	Facundo SALDANA	11	8	73%	0	0	0	1	0	0%	2	2	0	0	0
2	Gabriel DA SILVA	18	17	94%	2	0	0	10	9	90%	2	0	2	0	0
15	Bruno BUENO	18	17	94%	0	0	0	3	3	100%	1	1	0	0	0
18	Facundo RODRIGUEZ	24	20	83%	1	0	0	4	3	75%	2	2	0	2	0
19	Matteo CORREIA	1	1	100%	0	0	0	0	0	0%	0	0	0	0	0
20	Nicolas RODRIGUEZ	35	31	89%	0	0	0	11	9	82%	3	2	1	2	1

In Possession - Offers & Receptions

Uruguay

			Offer movement types						
#	Player	Total Offers	In Front	In Between	Out to In	In to Out	In Behind	No Movement	Offers Received
1	Luis MACHIN	0	0	0	0	0	0	0	0
3	Lautaro MUNIZ	9	3	0	0	2	0	4	5
4	Dahel GUEDES	17	7	4	0	0	2	4	7
5	Pablo BARREIRO	51	26	5	4	1	9	6	18
6	Felipe DE LEON	9	2	0	1	1	2	3	5
8	Ramiro GARCIA	8	3	1	0	0	2	2	3
9	Juan GANCHEFF	18	0	7	0	1	8	2	6
10	Thiago BRIZUELA	25	2	9	2	3	9	0	6
11	Alan SOARES DE LIMA	28	0	0	2	1	20	5	7
13	Johann FERNANDEZ	5	1	0	1	0	1	2	3
17	Facundo SALDANA	7	2	1	0	0	0	4	1
2	Gabriel DA SILVA	2	1	0	0	0	0	1	2
15	Bruno BUENO	17	3	10	0	1	1	2	10
18	Facundo RODRIGUEZ	7	1	2	0	0	4	0	2
19	Matteo CORREIA	7	0	1	0	0	6	0	0
20	Nicolas RODRIGUEZ	10	3	5	0	0	0	2	4

In Possession - Distributions

Haiti



#	Player	Passes Attempted	Passes Completed	Pass Completion %	Switches of Play	Crosses Attempted	Crosses Completed	Line Breaks Attempted	Line Breaks Completed	Line Break Completion %	Ball Progressions	Take Ons	Step Ins	Attempts at Goal	Goals
1	Clifford GENE	26	25	96%	0	0	0	1	1	100%	0	0	0	0	0
2	Guivens BARJON	43	33	77%	0	2	1	14	9	64%	9	6	3	1	0
3	Leonardo DIEUJUSTE	43	42	98%	1	0	0	9	9	100%	0	0	0	0	0
4	Stanley LOUIS	46	36	78%	0	0	0	15	8	53%	0	0	0	0	0
5	Miguel JOSEPH	55	46	84%	2	4	2	22	14	64%	2	1	1	0	0
8	Mickenley CHERY	15	10	67%	0	0	0	2	2	100%	1	0	1	1	0
9	Marvenly EXILAS	8	7	88%	0	0	0	1	0	0%	1	1	0	2	1
14	Widlet JEAN SIMON	11	9	82%	0	2	0	1	0	0%	3	3	0	0	0
17	Germisson CHERY	43	34	79%	0	0	0	11	7	64%	4	4	0	1	0
18	Jourdlyn CLERVIUS	49	33	67%	0	3	0	16	8	50%	1	1	0	1	0
19	Stephen RAMOS	21	17	81%	0	3	2	6	4	67%	18	16	2	2	0
6	Danrick DALCE	3	2	67%	0	0	0	1	1	100%	0	0	0	0	0
7	Rolf JULIEN	1	1	100%	0	0	0	0	0	0%	0	0	0	0	0
10	Emerson LAISSE	19	16	84%	0	1	0	4	4	100%	10	8	2	0	0
11	Lehandro FILS AIME	5	3	60%	0	0	0	1	0	0%	3	3	0	0	0
20	Macenat PROPHETE	5	5	100%	0	1	0	1	1	100%	0	0	0	2	0

In Possession - Offers & Receptions

Haiti

			Offer movement types						
#	Player	Total Offers	In Front	In Between	Out to In	In to Out	In Behind	No Movement	Offers Received
1	Clifford GENE	0	0	0	0	0	0	0	0
2	Guivens BARJON	28	11	1	1	0	3	12	7
3	Leonardo DIEUJUSTE	3	0	0	0	0	0	3	1
4	Stanley LOUIS	1	0	0	0	0	0	1	0
5	Miguel JOSEPH	6	4	2	0	0	0	0	3
8	Mickenley CHERY	6	4	2	0	0	0	0	3
9	Marvenly EXILAS	13	0	0	0	0	13	0	0
14	Widlet JEAN SIMON	14	2	0	2	0	6	4	5
17	Germisson CHERY	27	16	7	1	0	3	0	9
18	Jourdlyn CLERVIUS	10	1	0	0	0	5	4	5
19	Stephen RAMOS	59	3	6	4	2	30	14	20
6	Danrick DALCE	0	0	0	0	0	0	0	0
7	Rolf JULIEN	5	2	3	0	0	0	0	1
10	Emerson LAISSE	4	0	0	0	0	4	0	1
11	Lehandro FILS AIME	1	0	0	0	0	1	0	0
20	Macenat PROPHETE	7	0	2	0	0	4	1	1

INDIVIDUAL DATA
OUT OF POSSESSION




Uruguay v Haiti

Out of Possession

Uruguay



#	Player	Tackles Made / Won	Blocks	Interceptions	Pressing Direct	Pressing Indirect	Duels Won - Aerial	Duels Won - Physical	Possession Contests won	Clearances	Loose Ball Receptions	Pushing On	Pushing On into Pressing	Possession Regains	Possession Interrupted
1	Luis MACHIN	0 / 0	0	0	0	0	0	0	0	1	2	0	0	3	1
3	Lautaro MUNIZ	3 / 1	0	4	0	2	1	0	1	5	9	7	2	9	1
4	Dahel GUEDES	3 / 1	0	3	4	12	0	1	1	1	9	23	11	6	1
5	Pablo BARREIRO	10 / 3	0	1	7	34	0	0	1	4	5	31	17	7	3
6	Felipe DE LEON	6 / 3	1	1	10	2	1	0	1	3	6	11	5	4	5
8	Ramiro GARCIA	2 / 0	1	0	2	13	0	0	0	0	4	9	7	0	0
9	Juan GANCHEFF	4 / 1	1	1	2	41	1	0	1	1	4	16	10	2	3
10	Thiago BRIZUELA	3 / 1	3	1	9	13	0	0	0	0	5	13	8	3	2
11	Alan SOARES DE LIMA	3 / 1	4	0	3	33	1	0	1	0	8	16	14	2	1
13	Johann FERNANDEZ	2 / 1	5	1	3	9	0	0	1	8	4	11	4	9	6
17	Facundo SALDANA	0 / 0	1	0	1	11	3	0	3	0	2	14	12	2	0
2	Gabriel DA SILVA	1 / 1	2	1	1	2	0	0	0	1	2	1	0	3	2
15	Bruno BUENO	0 / 0	0	0	2	5	0	0	0	0	1	2	0	0	0
18	Facundo RODRIGUEZ	5 / 2	2	0	5	10	0	0	1	1	7	15	3	5	2
19	Matteo CORREIA	0 / 0	0	0	1	6	0	0	0	1	0	1	1	0	1
20	Nicolas RODRIGUEZ	2 / 1	1	0	5	13	0	0	0	0	7	7	3	1	0

Out of Possession

Haiti



#	Player	Tackles Made / Won	Blocks	Interceptions	Pressing Direct	Pressing Indirect	Duels Won - Aerial	Duels Won - Physical	Possession Contests won	Clearances	Loose Ball Receptions	Pushing On	Pushing On into Pressing	Possession Regains	Possession Interrupted
1	Clifford GENE	0 / 0	0	0	0	0	0	0	0	0	2	0	0	12	0
2	Guivens BARJON	10 / 3	1	3	3	16	3	0	3	3	16	21	7	7	5
3	Leonardo DIEUJUSTE	4 / 2	2	2	0	3	8	0	8	6	1	6	1	9	5
4	Stanley LOUIS	2 / 1	10	0	3	4	0	0	0	6	7	2	2	7	10
5	Miguel JOSEPH	9 / 4	2	0	10	25	1	0	1	0	6	21	14	6	3
8	Mickenley CHERY	2 / 1	3	0	4	1	0	0	1	1	6	3	0	2	3
9	Marvenly EXILAS	0 / 0	1	0	0	32	4	0	4	1	4	7	4	2	0
14	Widlet JEAN SIMON	1 / 0	3	0	3	20	0	0	0	1	3	9	5	2	1
17	Germisson CHERY	5 / 1	1	1	7	50	0	0	0	1	12	33	19	3	4
18	Jourdlyn CLERVIUS	9 / 3	1	1	6	10	0	0	1	9	5	21	7	6	10
19	Stephen RAMOS	0 / 0	1	1	1	23	0	0	1	0	4	22	14	2	0
6	Danrick DALCE	1 / 0	1	0	1	0	0	0	0	0	1	0	0	0	2
7	Rolf JULIEN	0 / 0	0	0	0	1	0	0	0	0	0	2	0	0	0
10	Emerson LAISSE	0 / 0	0	0	0	5	0	0	0	0	1	4	2	0	0
11	Lehandro FILS AIME	0 / 0	0	0	0	6	0	0	0	0	3	2	1	0	0
20	Macenat PROPHETE	3 / 0	0	0	2	8	1	0	1	0	2	7	4	0	0

INDIVIDUAL DATA
PHYSICAL




Uruguay v Haiti

Physical Data

Uruguay



#	Player	Total Distance (m)	Zone 1: 0-7 km/h (m)	Zone 2: 7-15 km/h (m)	Zone 3: 15-20 km/h (m)	Zone 4: 20-25 km/h (m)	Zone 5: 25+ km/h (m)	High Speed Runs (Zone 3)	Sprints (Zone 4 & 5)	Top Speed (km/h)
1	Luis MACHIN	5335.0	4072.8	1173.8	67.6	12.6	8.2	8.0	2.0	26.7
3	Lautaro MUNIZ	9910.3	3655.2	4470.1	1271.0	437.4	76.5	128.0	33.0	32.7
4	Dahel GUEDES	7142.2	2522.8	3105.2	1027.8	387.0	99.3	89.0	29.0	31.8
5	Pablo BARREIRO	10745.0	3819.1	4780.9	1448.0	602.7	94.3	123.0	47.0	28.0
6	Felipe DE LEON	11816.3	3634.5	5434.0	1717.4	711.1	319.4	157.0	52.0	33.9
8	Ramiro GARCIA	6003.0	1663.2	2750.0	1180.7	349.0	60.1	112.0	28.0	27.2
9	Juan GANCHEFF	10455.7	3150.2	5214.6	1507.3	449.0	134.6	138.0	40.0	31.5
10	Thiago BRIZUELA	6556.0	2362.9	2827.5	919.6	345.8	100.2	78.0	26.0	32.5
11	Alan SOARES DE LIMA	9902.1	4131.4	3545.8	1231.7	641.8	351.5	122.0	46.0	32.8
13	Johann FERNANDEZ	9895.9	3555.4	4647.8	1121.1	454.5	117.2	113.0	32.0	30.8
17	Facundo SALDANA	5342.9	2006.8	2161.1	708.3	372.4	94.2	63.0	25.0	31.0
2	Gabriel DA SILVA	3448.4	1171.7	1694.6	412.6	137.5	31.9	40.0	9.0	30.1
15	Bruno BUENO	3787.3	1079.5	1892.2	566.3	169.1	80.2	46.0	13.0	30.1
18	Facundo RODRIGUEZ	5853.0	2041.8	2465.2	896.4	359.2	90.4	81.0	25.0	32.6
19	Matteo CORREIA	1352.6	315.2	561.0	303.1	144.3	28.9	30.0	11.0	27.0
20	Nicolas RODRIGUEZ	5668.2	1604.5	2890.8	869.9	246.9	56.1	86.0	18.0	30.0

Physical Data

Haiti



#	Player	Total Distance (m)	Zone 1: 0-7 km/h (m)	Zone 2: 7-15 km/h (m)	Zone 3: 15-20 km/h (m)	Zone 4: 20-25 km/h (m)	Zone 5: 25+ km/h (m)	High Speed Runs (Zone 3)	Sprints (Zone 4 & 5)	Top Speed (km/h)
1	Clifford GENE	4933.6	3776.4	1067.1	79.8	10.3	0	9.0	1.0	22.3
2	Guivens BARJON	9790.0	3800.4	3952.7	1219.1	480.3	337.6	120.0	39.0	33.3
3	Leonardo DIEUJUSTE	9989.9	3518.1	5019.7	996.5	279.5	176.1	84.0	24.0	31.1
4	Stanley LOUIS	10010.4	3640.1	4803.6	1175.5	299.7	91.5	115.0	24.0	30.0
5	Miguel JOSEPH	10558.5	3753.7	5216.7	1212.7	284.8	90.6	108.0	22.0	31.7
8	Mickenley CHERY	5369.4	1704.4	2913.0	653.5	98.6	0	61.0	10.0	23.6
9	Marvenly EXILAS	9459.7	3403.1	4128.7	1322.2	428.1	177.5	125.0	39.0	33.3
14	Widlet JEAN SIMON	8636.2	2506.4	3725.4	1394.0	731.4	278.9	123.0	54.0	34.8
17	Germisson CHERY	10916.4	3524.5	4992.8	1822.8	511.4	64.9	169.0	31.0	28.1
18	Jourdlyn CLERVIUS	10102.5	3630.0	4686.8	1261.3	406.8	117.7	112.0	31.0	30.0
19	Stephen RAMOS	9779.0	3989.4	4047.6	1093.5	473.1	175.4	89.0	39.0	34.0
6	Danrick DALCE	326.6	101.3	189.4	35.8	0	0	2.0	0	19.5
7	Rolf JULIEN	362.1	51.5	216.3	94.3	0	0	9.0	0	19.1
10	Emerson LAISSE	5453.4	2158.9	2388.1	601.4	240.9	64.0	55.0	16.0	27.7
11	Lehandro FILS AIME	1673.7	362.0	769.5	345.4	137.9	58.9	29.0	9.0	31.4
20	Macenat PROPHETE	2891.1	791.8	1550.9	385.9	122.5	40.0	33.0	10.0	29.1


FIFA
U17
WORLD CUP
QATAR 2026