FIFA U17 WORLD CUP QATAR 2026

POST MATCH SUMMARY REPORT

France 0 - 1 Saudi Arabia

Group D - Match 31
22 November 2026
16:30 Kick Off
Aspire Zone - Pitch 5 - Khaled Ballan

22 November 2026 - Aspire Zone - Pitch 5 - Khaled Ballan - 16:30

Match Summary - Teams

France

STARTING				
1	GK	Thao MOUAPA		
2	DF	Mathis CHAMBON	↓ 80'	
4	DF	Noa LANGO		
6	MF	Idrissa DIA	↓ 80'	
7	FW	Noha TIEHI		
10	MF	Noah LOUFOUNDOU	↓ 72'	
12	DF	Evan LETROUIT		
13	FW	Seydou KONATE	↓ 72'	
15	DF	Leo LEMAITRE		
17	MF	Aymen AMAAOUCH		
20	FW	Mamadou MEITE	↓ 56'	
SUBSTITUTES				
16	GK	Axel DECRENISSE		
21	GK	Pierre REALE		
3	DF	Firmin THETIOT		
5	DF	Mohamed SYLLA		
8	DF	Shai ETAME	↑ 80'	
9	FW	Aly TRAORE	↑ 56'	
11	FW	Loan MERRIFIELD		
14	FW	Djeewing ILPHONSE	↑ 72'	
18	DF	Louis FOUBLE	↑ 72'	
19	DF	Mohamed KAMAGATE	↑ 80'	

0 – 1

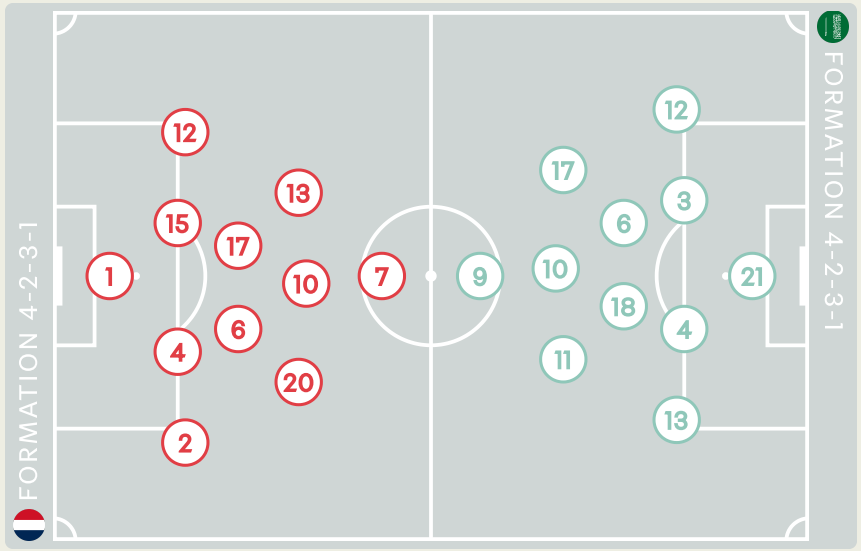

Distribution in the Final Third

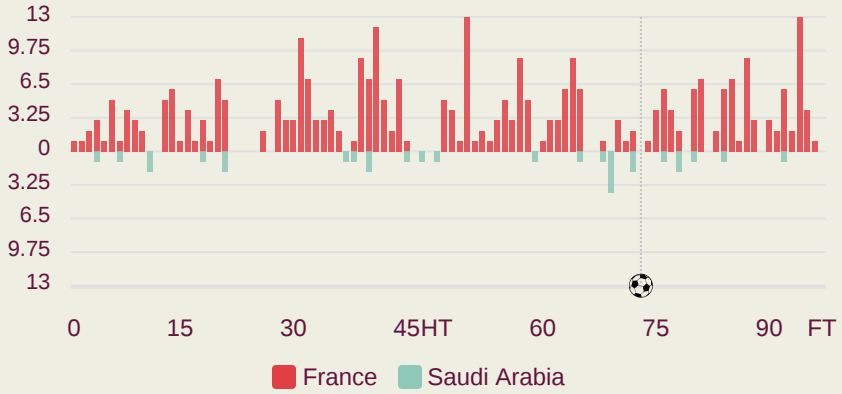

Saudi Arabia

STARTING				
ABDULLAH ALMAS	GK	21		
YAHIA TARIQ	DF	3		
NAWAF ALHUWAYRI	DF	4		
ABDULRAHMAN ALMAMI	DF	6		
FARIS BUSHAQRAA	FW	9	↓ 84'	
ABDULLAH ALDAWSARI	FW	10	↓ 89'	
SAIF ALGAREH	MF	11	↓ 45'	
MARWAN ALYAMI	DF	12		
AMMAR MAIMANI	DF	13		
SHAMAN ALKAHTANI	MF	17	↓ 90' ⚽ 73'	
ABDULLAH ALBATLI	MF	18		
SUBSTITUTES				
ABDULLAH ALNAKHLI	GK	1		
MUSAAD ALSHAMMARI	GK	16		
NAIF ALQAHTANI	DF	2		
JAWAD ALHASHEMALSAYED	DF	5		
YAHYA ALI	FW	7	↑ 90'	
SULTAN BINMAHRI	MF	8		
TAMEEM SIRAJ	MF	14		
HAMED MOHAMMED	FW	15	↑ 89'	
ZAID ALBURI	DF	19	↑ 45'	
HAMAD ALSHAMMARI	MF	20	↑ 84'	

22 November 2026 - Aspire Zone - Pitch 5 - Khaled Ballan - 16:30

Match Summary - Key Statistics



France

0 — 1

Saudi Arabia



Possession

Total	59.4%	10.9%	29.8%	Total
0	Goals			1
1.31	xG (Expected Goals)			0.7
23 (7)	Attempts at Goal (On Target)			8 (3)
571 (506)	Total Passes (Complete)			288 (210)
89 %	Pass Completion %			73 %
106	Completed Line Breaks			50
14	Defensive Line Breaks			4
257	Receptions in the Final Third			17
55	Crosses			2
40	Ball Progressions			13
170 (35)	Defensive Pressures Applied (Direct Pressures)			286 (54)
41	Forced Turnovers			55
101	Second Balls			56
111.7 km	Total Distance Covered			113.1 km
5.2 km	Zone 4 – Low Speed Sprinting: 20-25 km/h			4.7 km

22 November 2026 - Aspire Zone - Pitch 5 - Khaled Ballan - 16:30

Phases of Play

France

Saudi Arabia

IN POSSESSION

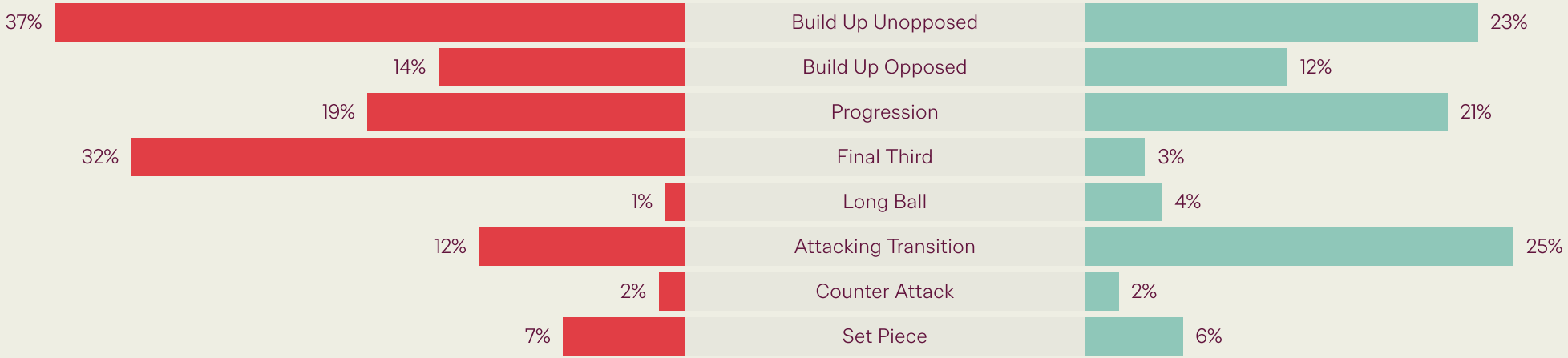

OUT OF POSSESSION

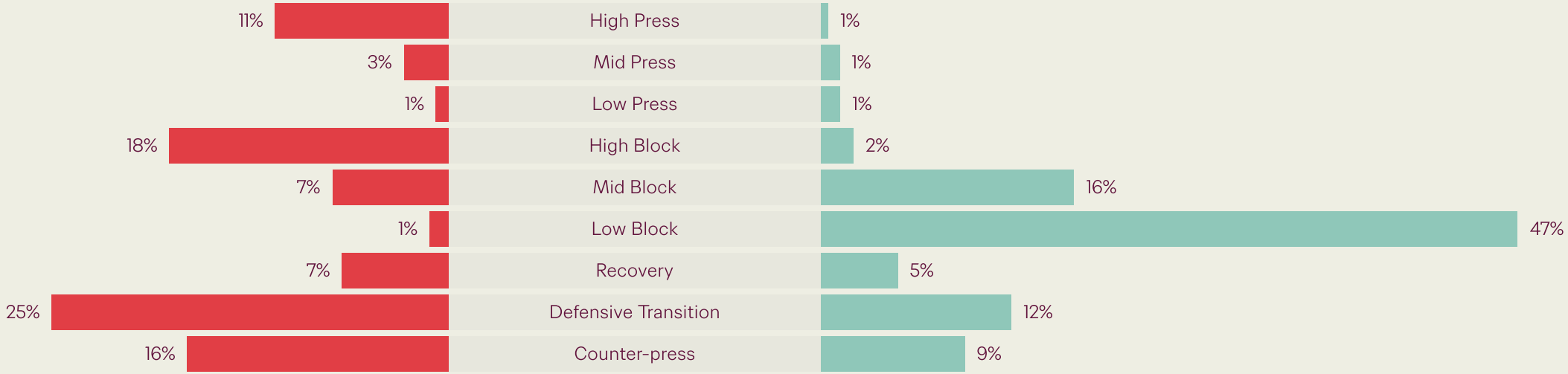

FIFA U17 WORLD CUP QATAR 2026

IN POSSESSION




France v Saudi Arabia

In Possession Line Height & Team Length

France

Build Up Low

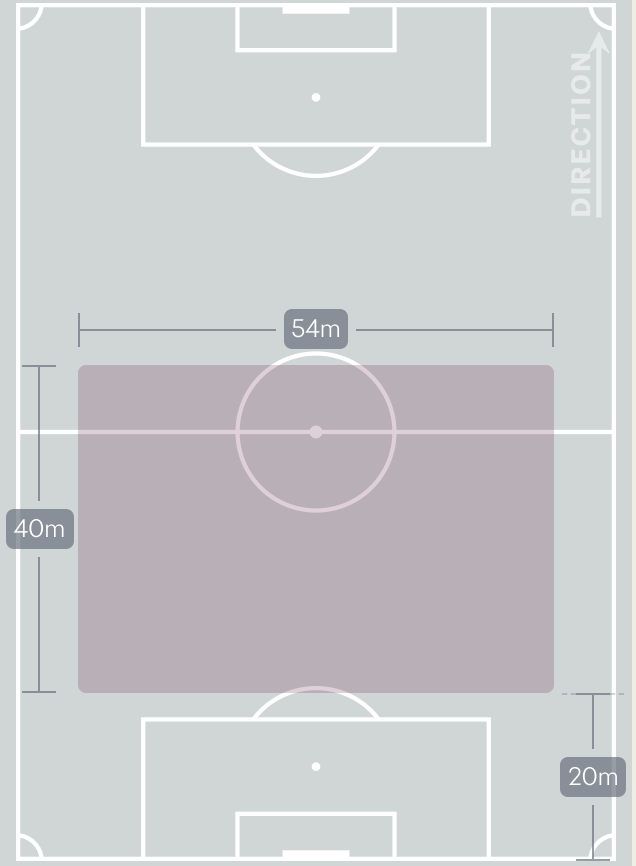

Build Up Mid

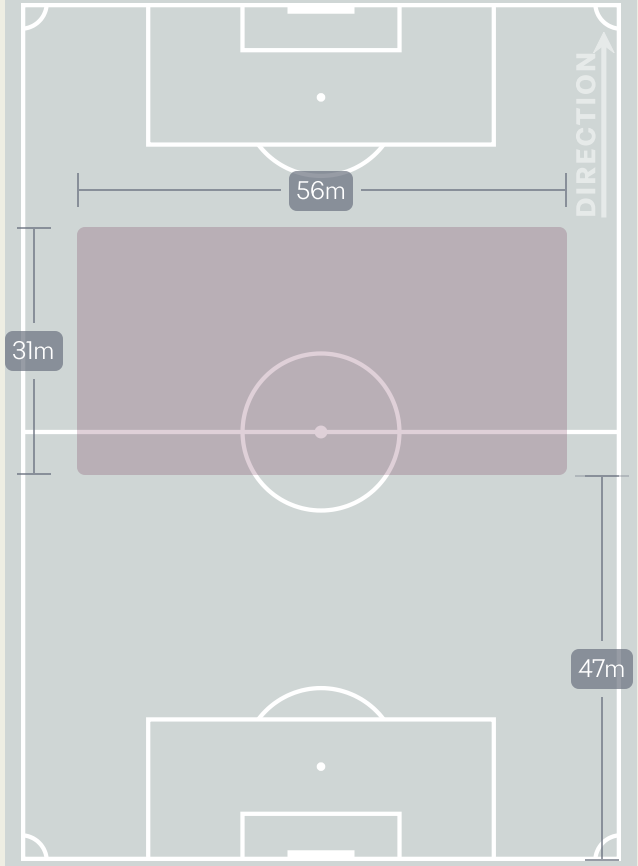

Final Third Phase

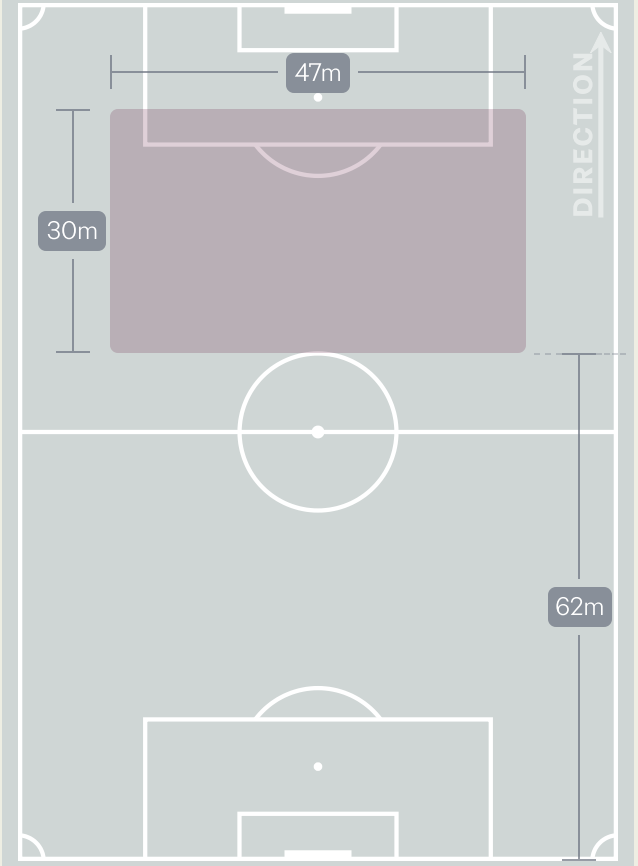

In Possession Line Height & Team Length

Saudi Arabia

Build Up Low

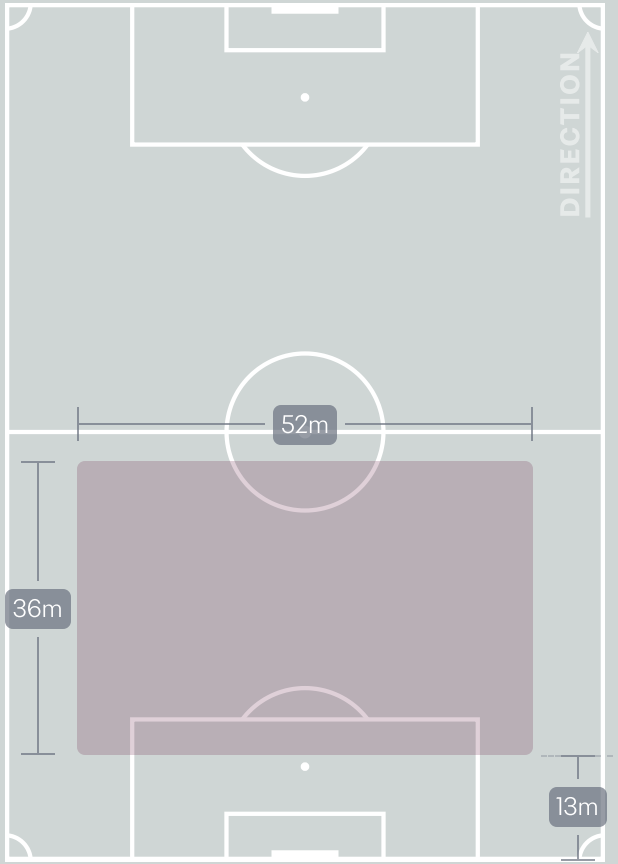

Build Up Mid

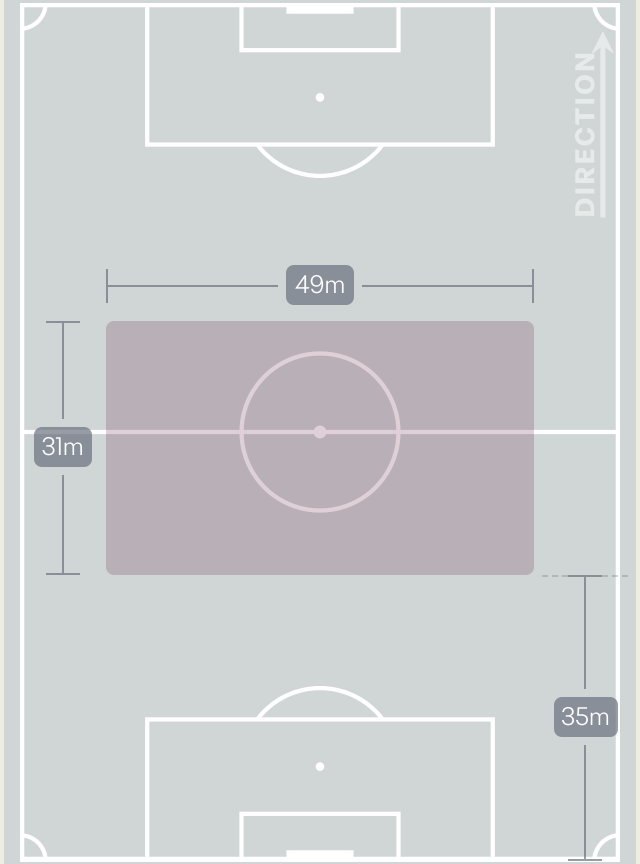

Final Third Phase

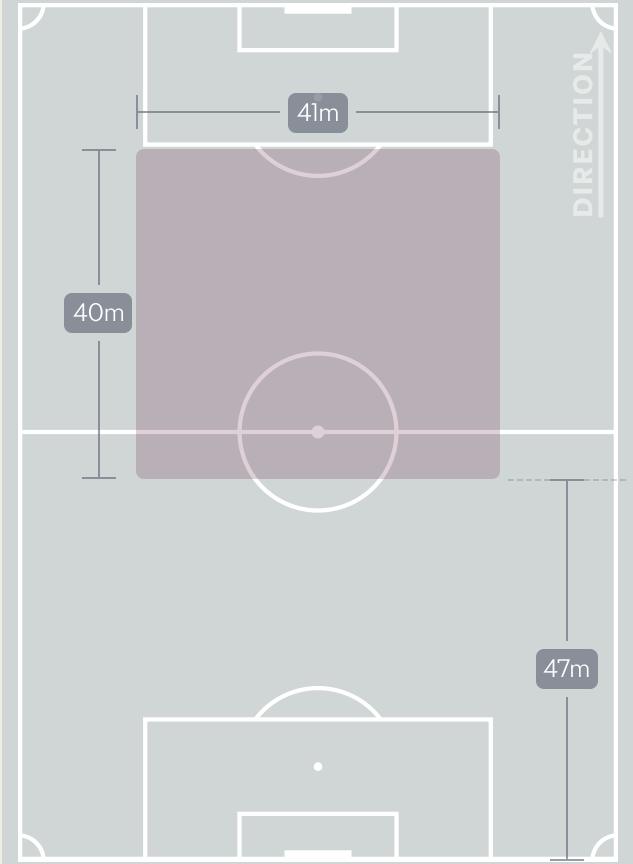

Line Breaks

France

Attempted Line Breaks
145

26	17
Attempted	Complete

75	70
Attempted	Complete

44	19
Attempted	Complete

4 Units

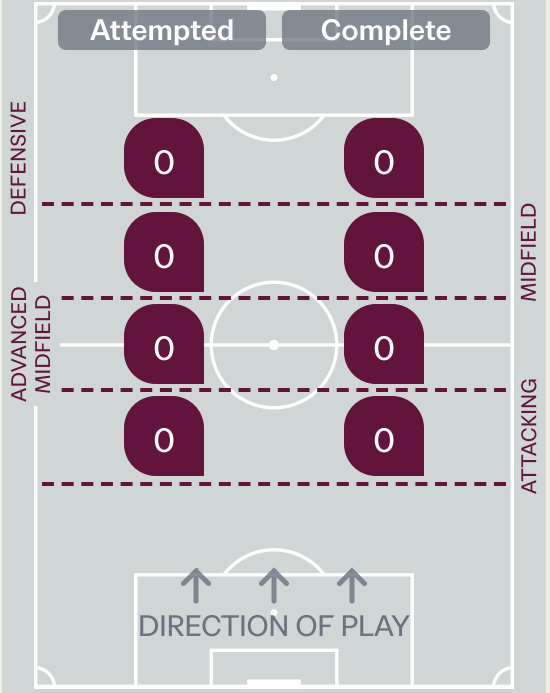

Attempted Line Breaks	0
Inside Shape	0
Outside Shape	0

3 Units

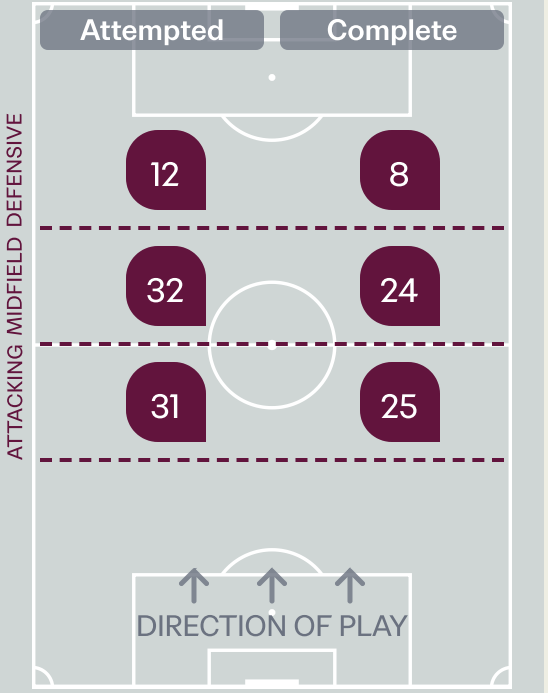

Attempted Line Breaks	75
Inside Shape	32
Outside Shape	43

2 Units

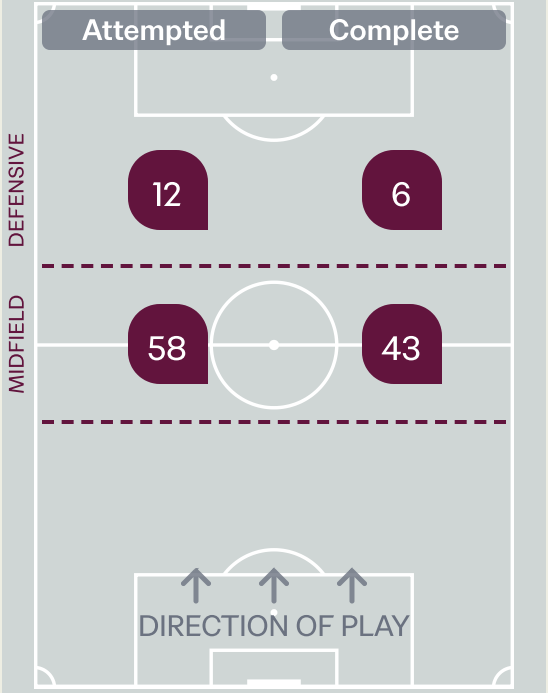

Attempted Line Breaks	70
Inside Shape	36
Outside Shape	34

Line Breaks

Saudi Arabia

Attempted Line Breaks
104

Attempted	Complete
21	13
28	23
55	14

4 Units

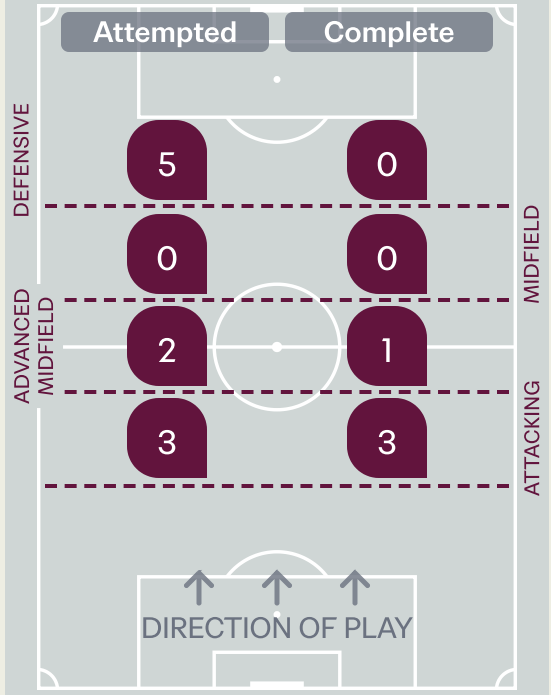

Attempted Line Breaks	10
Inside Shape	9
Outside Shape	1

3 Units

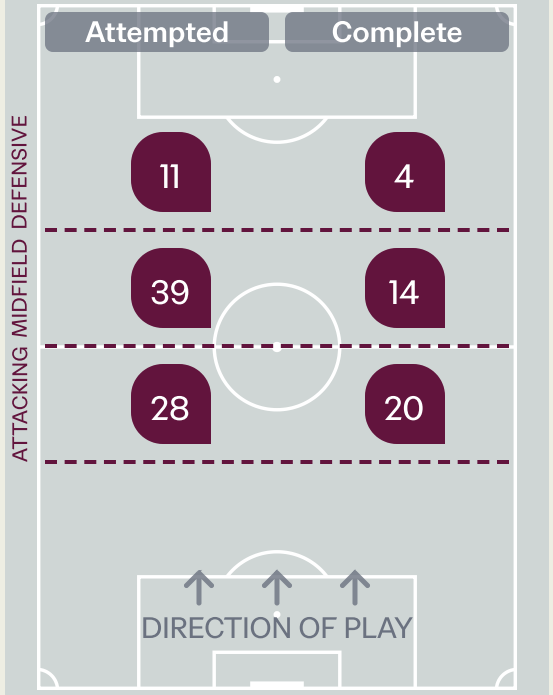

Attempted Line Breaks	78
Inside Shape	57
Outside Shape	21

2 Units

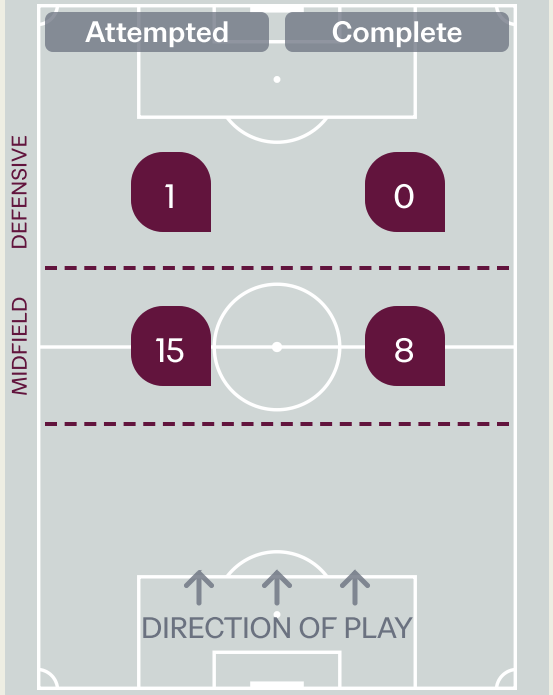

Attempted Line Breaks	16
Inside Shape	13
Outside Shape	3

Line Breaks

France

					4 Units				3 Units			2 Units		Direction			Distribution Type		
#	Player	Line Breaks Attempted	Line Breaks Completed	Line Break Completion %	Attacking Line	Attacking Midfield Line	Midfield Line	Defensive Line	Attacking Line	Midfield Line	Defensive Line	Midfield Line	Defensive Line	Through	Around	Over	Pass	Cross	Ball Progression
1	Thao MOUAPA	6	1	17%	0	0	0	0	3	2	1	0	0	0	0	6	6	0	0
2	Mathis CHAMBON	15	11	73%	0	0	0	0	3	6	1	5	0	1	7	7	13	1	1
4	Noa LANGO	16	14	88%	0	0	0	0	9	0	0	7	0	1	13	2	16	0	0
6	Idrissa DIA	18	14	78%	0	0	0	0	3	5	1	8	1	8	7	3	18	0	0
7	Noha TIEHI	8	6	75%	0	0	0	0	1	2	1	2	2	1	6	1	5	0	3
10	Noah LOUFOUNDOU	9	5	56%	0	0	0	0	0	1	0	4	4	4	4	1	6	2	1
12	Evan LETROUIT	27	20	74%	0	0	0	0	6	5	1	13	2	0	15	12	22	4	1
13	Seydou KONATE	3	2	67%	0	0	0	0	0	0	2	1	0	1	1	1	2	0	1
15	Leo LEMAITRE	16	13	81%	0	0	0	0	5	5	2	4	0	3	9	4	15	0	1
17	Aymen AMAAOUCH	16	14	88%	0	0	0	0	1	6	2	6	1	2	11	3	11	2	3
20	Mamadou MEITE	3	1	33%	0	0	0	0	0	0	0	2	1	3	0	0	3	0	0
8	Shai ETAME	1	1	100%	0	0	0	0	0	0	0	1	0	0	0	1	1	0	0
9	Aly TRAORE	0	0	0%	0	0	0	0	0	0	0	0	0	0	0	0	0	0	0
14	Djeewing ILPHONSE	2	0	0%	0	0	0	0	0	0	0	2	0	1	0	1	1	1	0
18	Louis FOUBLE	2	2	100%	0	0	0	0	0	0	1	1	0	1	0	1	2	0	0
19	Mohamed KAMAGATE	3	2	67%	0	0	0	0	0	0	0	2	1	0	2	1	2	1	0

Line Breaks

Saudi Arabia

					4 Units				3 Units			2 Units		Direction			Distribution Type		
#	Player	Line Breaks Attempted	Line Breaks Completed	Line Break Completion %	Attacking Line	Attacking Midfield Line	Midfield Line	Defensive Line	Attacking Line	Midfield Line	Defensive Line	Midfield Line	Defensive Line	Through	Around	Over	Pass	Cross	Ball Progression
21	ABDULLAH ALMAS	22	7	32%	2	2	0	0	4	13	0	1	0	2	3	17	22	0	0
3	YAHIA TARIQ	11	7	64%	0	0	0	0	4	4	0	3	0	4	2	5	11	0	0
4	NAWAF ALHUWAYRI	9	7	78%	0	0	0	0	7	1	0	1	0	1	6	2	9	0	0
6	ABDULRAHMAN ALMAMI	7	4	57%	0	0	0	0	2	3	1	1	0	1	2	4	7	0	0
9	FARIS BUSHAQRAA	7	1	14%	0	0	0	3	0	2	0	2	0	2	1	4	7	0	0
10	ABDULLAH ALDAWSARI	4	2	50%	0	0	0	1	0	2	0	1	0	1	2	1	4	0	0
11	SAIF ALGAREH	2	1	50%	0	0	0	0	1	0	0	0	1	1	1	0	2	0	0
12	MARWAN ALYAMI	9	5	56%	1	0	0	0	2	1	3	2	0	2	1	6	9	0	0
13	AMMAR MAIMANI	16	4	25%	0	0	0	1	5	4	3	3	0	2	3	11	16	0	0
17	SHAMAN ALKAHTANI	3	2	67%	0	0	0	0	0	3	0	0	0	0	2	1	3	0	0
18	ABDULLAH ALBATLI	7	6	86%	0	0	0	0	3	2	1	1	0	3	1	3	7	0	0
7	YAHYA ALI	0	0	0%	0	0	0	0	0	0	0	0	0	0	0	0	0	0	0
15	HAMED MOHAMMED	0	0	0%	0	0	0	0	0	0	0	0	0	0	0	0	0	0	0
19	ZAID ALBURI	6	3	50%	0	0	0	0	0	3	3	0	0	1	4	1	4	0	2
20	HAMAD ALSHAMMARI	1	1	100%	0	0	0	0	0	1	0	0	0	1	0	0	1	0	0

Passing Networks

France

#	Passes From ↓ to →	Thao MOUAPA	Mathis CHAMBON	Noa LANGO	Idrissa DIA	Noha TIEHI	Noah LOUFOUNDOU	Evan LETROUIT	Seydou KONATE	Leo LEMAITRE	Aymen AMAAOUCH	Mamadou MEITE	Shai ETAME	Aly TRAORE	Djeewing ILPHONSE	Louis FOUBLE	Mohamed KAMAGATE
1	Thao MOUAPA		1	4	4	0	0	0	0	1	3	1	0	0	0	0	0
2	Mathis CHAMBON	2		9	4	3	0	0	2	1	2	9	0	0	2	0	0
4	Noa LANGO	2	15		3	3	0	2	3	20	7	5	0	0	0	0	3
6	Idrissa DIA	0	8	6		0	2	8	3	6	8	5	0	1	0	0	0
7	Noha TIEHI	0	1	1	0		2	5	3	0	2	1	0	1	1	1	1
10	Noah LOUFOUNDOU	0	0	0	5	4		5	6	3	8	1	0	1	0	0	0
12	Evan LETROUIT	0	1	3	6	7	15		11	9	10	0	0	0	0	2	0
13	Seydou KONATE	0	2	0	2	0	7	6		7	3	1	0	0	0	0	0
15	Leo LEMAITRE	9	4	18	3	5	10	19	1		10	0	1	0	0	1	0
17	Aymen AMAAOUCH	1	7	7	7	1	5	15	2	8		4	0	0	3	0	4
20	Mamadou MEITE	0	2	1	5	0	0	0	3	1	0		0	0	0	0	0
8	Shai ETAME	0	0	0	0	1	0	0	0	1	0	0		1	0	1	1
9	Aly TRAORE	0	0	0	2	0	1	0	0	0	0	0	0		1	0	0
14	Djeewing ILPHONSE	0	2	0	0	0	0	0	0	0	4	0	1	0		0	1
18	Louis FOUBLE	0	0	0	0	0	0	1	0	0	1	0	0	1	2		0
19	Mohamed KAMAGATE	0	0	4	0	0	0	0	0	1	1	0	0	0	3	0	

Top 5 Player to Player Passers

Player	Passed To	% of Total Team Passes
Noa LANGO	Leo LEMAITRE	4.1%
Leo LEMAITRE	Evan LETROUIT	3.9%
Leo LEMAITRE	Noa LANGO	3.7%
Noa LANGO	Mathis CHAMBON	3.1%
Evan LETROUIT	Noah LOUFOUNDOU	3.1%

Passing Networks

Saudi Arabia

#	Passes From ↓ to →	ABDULLAH ALMAS	YAHIA TARIQ	NAWAF ALHUWAYRI	ABDULRAHMAN ALMAMI	FARIS BUSHAQRAA	ABDULLAH ALDAWSARI	SAIF ALGAREH	MARWAN ALYAMI	AMMAR MAIMANI	SHAMAN ALKAHTANI	ABDULLAH ALBATLI	YAHYA ALI	HAMED MOHAMMED	ZAID ALBURI	HAMAD ALSHAMMARI
21	ABDULLAH ALMAS		8	7	2	1	0	0	1	1	0	8	0	0	0	0
3	YAHIA TARIQ	17		1	4	3	0	1	4	1	1	3	0	0	0	0
4	NAWAF ALHUWAYRI	7	1		1	0	0	2	0	5	0	3	0	0	0	0
6	ABDULRAHMAN ALMAMI	0	3	2		1	3	0	1	0	4	5	0	0	1	0
9	FARIS BUSHAQRAA	0	0	1	1		1	1	0	2	1	2	0	0	2	0
10	ABDULLAH ALDAWSARI	0	1	0	0	1		0	1	1	4	4	0	0	1	0
11	SAIF ALGAREH	0	0	0	1	2	0		0	0	0	2	0	0	0	0
12	MARWAN ALYAMI	1	1	0	4	0	2	0		0	5	1	0	0	0	0
13	AMMAR MAIMANI	0	0	1	0	0	2	0	0		1	0	0	0	2	0
17	SHAMAN ALKAHTANI	0	3	0	4	0	4	0	2	1		3	0	0	1	0
18	ABDULLAH ALBATLI	1	4	7	4	2	2	1	1	4	2		0	0	2	0
7	YAHYA ALI	0	0	0	0	0	0	0	1	0	0	0		0	0	0
15	HAMED MOHAMMED	0	0	0	0	0	0	0	0	0	0	0	0		0	0
19	ZAID ALBURI	0	0	0	0	1	1	0	0	1	1	0	0	0		0
20	HAMAD ALSHAMMARI	0	0	0	0	0	0	0	0	0	0	0	0	0	1	

Top 5 Player to Player Passers		
Player	Passed To	% of Total Team Passes
YAHIA TARIQ	ABDULLAH ALMAS	8.3%
ABDULLAH ALMAS	ABDULLAH ALBATLI	3.9%
ABDULLAH ALMAS	YAHIA TARIQ	3.9%
ABDULLAH ALMAS	NAWAF ALHUWAYRI	3.4%
NAWAF ALHUWAYRI	ABDULLAH ALMAS	3.4%

Attempts at Goal

France

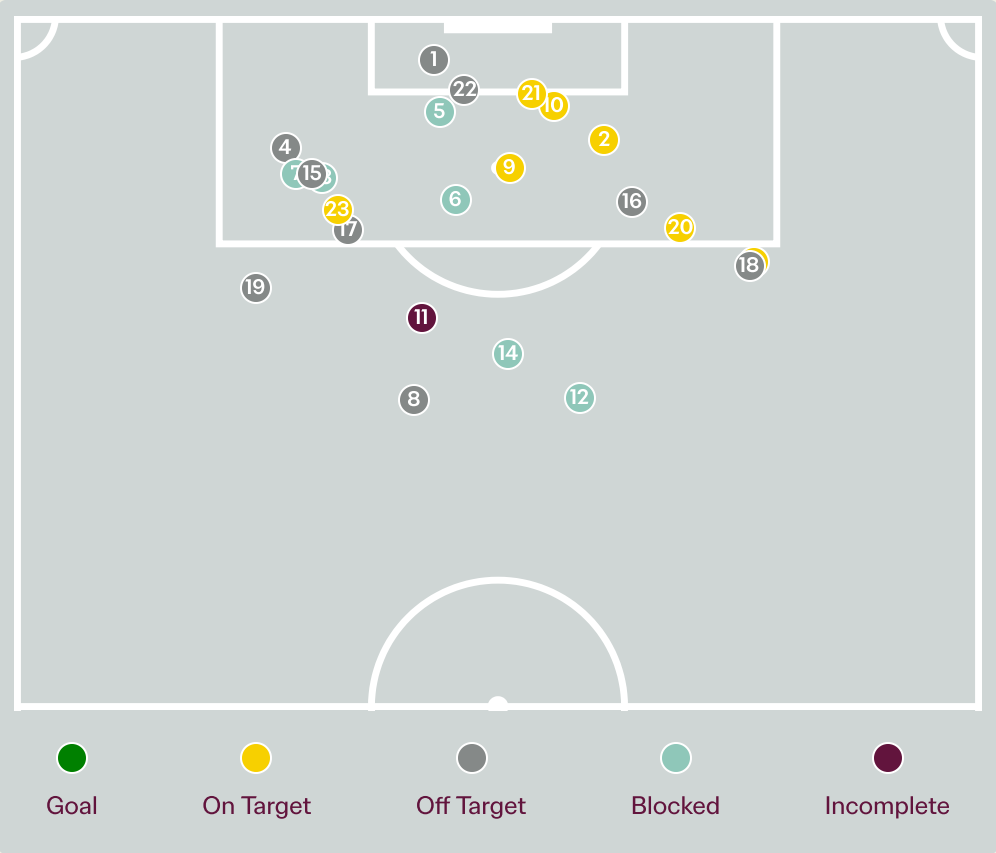

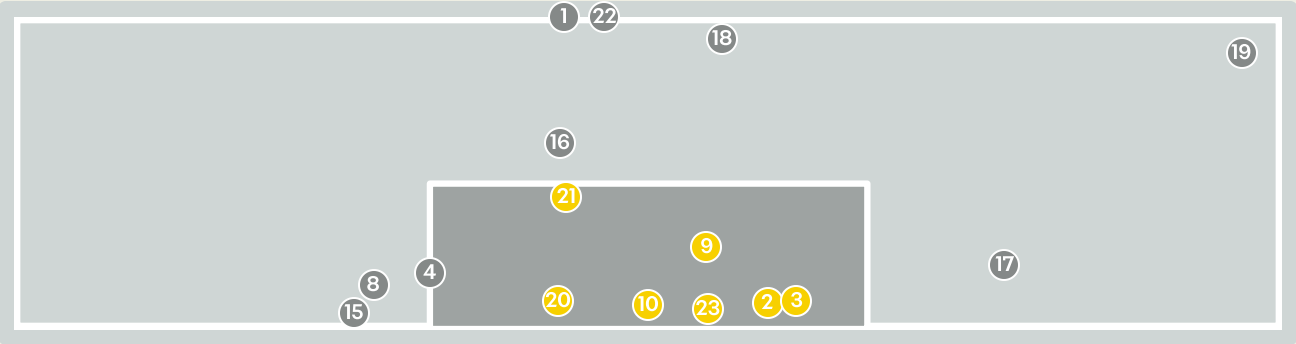

Key	Outcome	Shots
	Goals	0
	On Target	7
	Off Target	9
	Blocked	6
	Incomplete	1

Attempts at Goal

France

Time	Player	Outcome	Body Part	Delivery Type
1	6 Idrissa DIA	Off Target	Head	Corner
8	7 Noha TIEHI	On Target - Saved	Left Foot	Cross
9	20 Mamadou MEITE	On Target - Saved	Right Foot	Pass
13	10 Noah LOUFOUNDOU	Off Target	Head	Cross
15	4 Noa LANGO	Incomplete - Blocked	Head	Corner
15	17 Aymen AMAAOUCH	Incomplete - Blocked	Left Foot	Loose Ball
15	15 Leo LEMAITRE	Incomplete - Blocked	Left Foot	Loose Ball
15	12 Evan LETROUIT	Deflected Off Target - Defensive Event	Right Foot	Loose Ball
21	20 Mamadou MEITE	On Target - Saved	Left Foot	Cross
31	7 Noha TIEHI	On Target - Saved	Left Foot	Cross
35	13 Seydou KONATE	Deflected Off Target - Defensive Event	Right Foot	Pass
41	6 Idrissa DIA	Incomplete - Blocked	Right Foot	Pass
41	12 Evan LETROUIT	Incomplete - Blocked	Left Foot	Loose Ball
41	15 Leo LEMAITRE	Incomplete - Blocked	Left Foot	Pass
48	13 Seydou KONATE	Off Target	Left Foot	Loose Ball
49	20 Mamadou MEITE	Off Target	Right Foot	Pass
51	7 Noha TIEHI	Deflected Off Target - Defensive Event	Right Foot	Pass

Attempts at Goal

France

Time	Player	Outcome	Body Part	Delivery Type
57	9 Aly TRAORE	Off Target	Right Foot	Pass
62	6 Idrissa DIA	Off Target	Right Foot	Pass
78	14 Djeewing ILPHONSE	On Target - Saved	Left Foot	Loose Ball
85	9 Aly TRAORE	On Target - Saved	Head	Loose Ball
92	18 Louis FOUBLE	Off Target	Lower Body	Cross
95	8 Shai ETAME	Deflected On Target - Saved	Right Foot	Pass

Attempts at Goal

Saudi Arabia

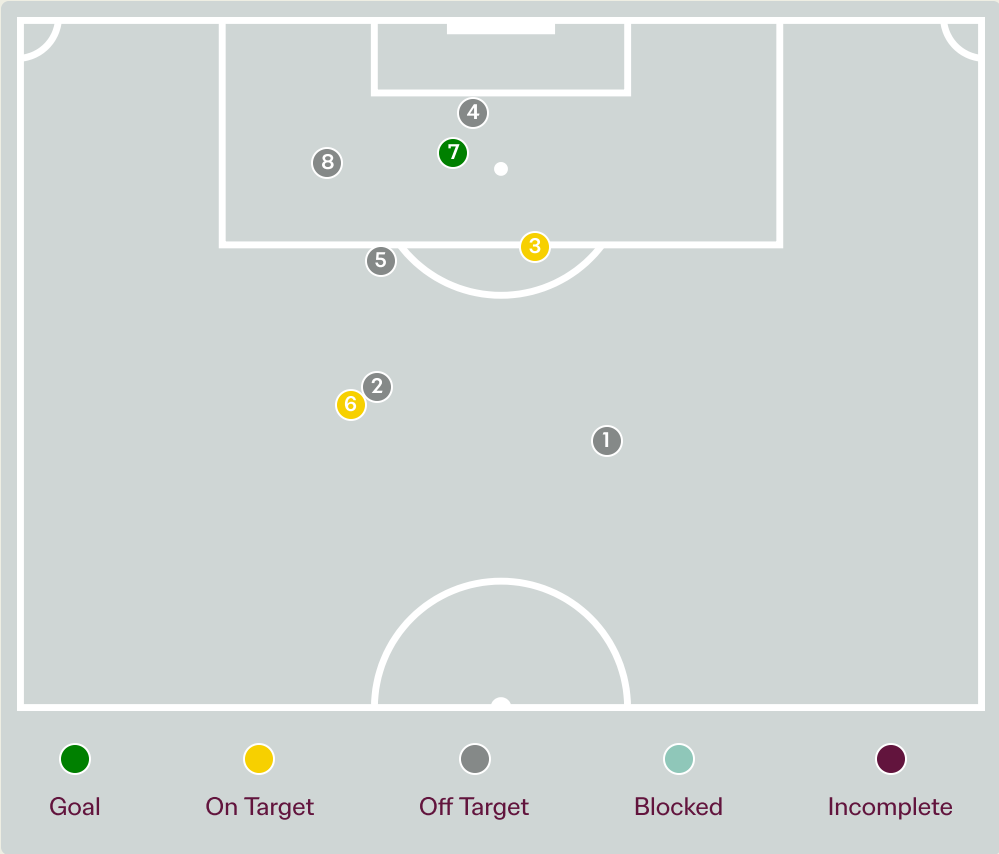

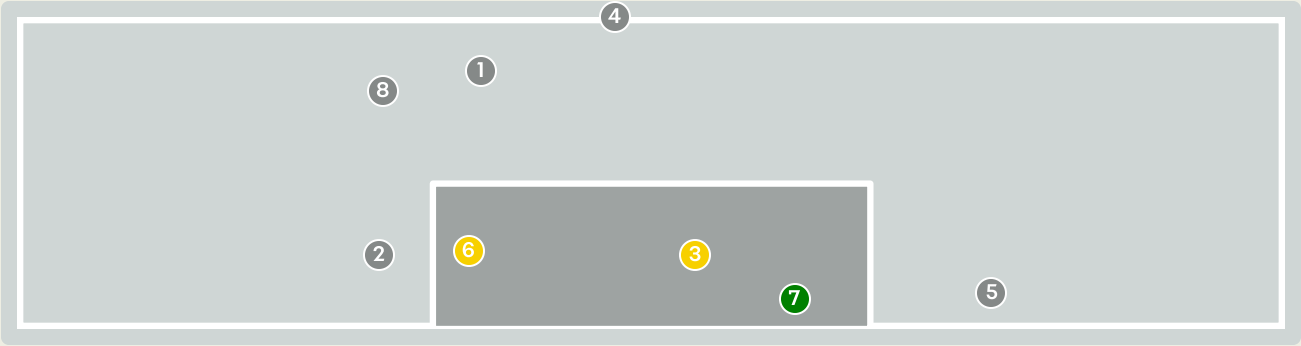

Key	Outcome	Shots
	Goals	1
	On Target	2
	Off Target	5
	Blocked	0
	Incomplete	0

Attempts at Goal

Saudi Arabia

Time	Player	Outcome	Body Part	Delivery Type
4	17 SHAMAN ALKAHTANI	Off Target	Left Foot	Pass
47	10 ABDULLAH ALDAWSARI	Off Target	Right Foot	Freekick
60	10 ABDULLAH ALDAWSARI	On Target - Saved	Right Foot	Loose Ball
65	10 ABDULLAH ALDAWSARI	Off Target	Left Foot	Cross
68	9 FARIS BUSHAQRAA	Off Target	Right Foot	Tackle
70	9 FARIS BUSHAQRAA	On Target - Saved	Right Foot	Ball Progression
72	17 SHAMAN ALKAHTANI	On Target - Goal	Right Foot	Pass
79	19 ZAID ALBURI	Off Target	Left Foot	Pass

Crosses (Open Play)

France

Cross Locations

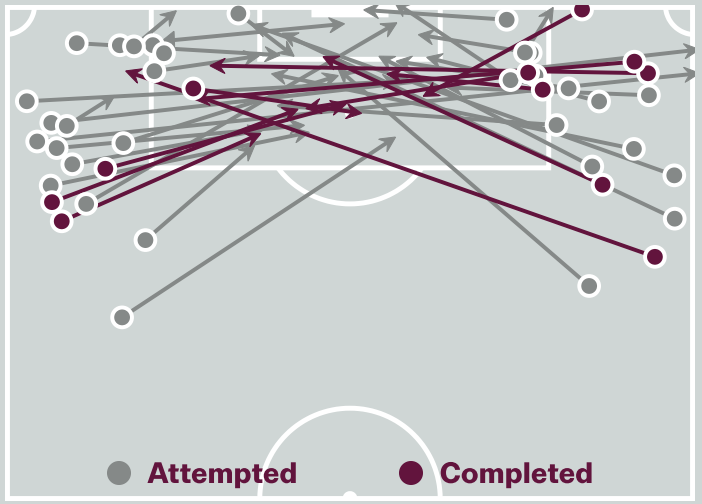

Delivery Type

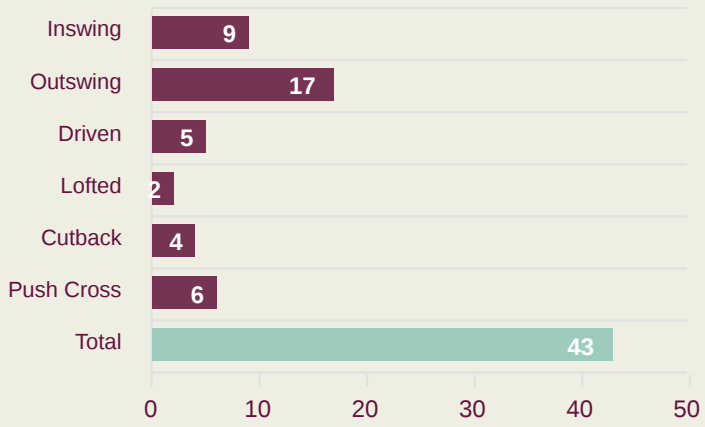

Cross Zones

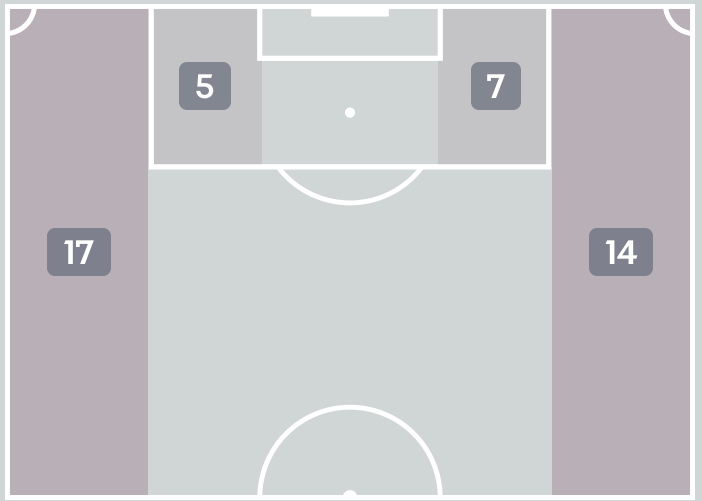

Attempted

43

Completed

11

Most Crosses Attempted

8

Mathis CHAMBON

RIGHT BACK

#	Player	Inswing	Outswing	Driven	Lofted	Cutback	Push Cross	Total Attempted
1	Thao MOUAPA	0	0	0	0	0	0	0
2	Mathis CHAMBON	1	4	1	1	1	0	8
4	Noa LANGO	0	0	0	0	0	0	0
6	Idrissa DIA	0	1	0	0	0	0	1
7	Noha TIEHI	1	0	0	0	0	0	1
10	Noah LOUFOUNDOU	2	3	2	0	0	0	7
12	Evan LETROUIT	1	4	0	0	0	0	5
13	Seydou KONATE	1	2	0	0	1	1	5
15	Leo LEMAITRE	0	1	0	0	0	0	1
17	Aymen AMAAOUCH	2	0	0	0	1	2	5
20	Mamadou MEITE	0	0	2	0	0	3	5
8	Shai ETAME	0	0	0	1	0	0	1
9	Aly TRAORE	0	0	0	0	1	0	1
14	Djeewing ILPHONSE	1	1	0	0	0	0	2
18	Louis FOUBLE	0	0	0	0	0	0	0
19	Mohamed KAMAGATE	0	1	0	0	0	0	1

Crosses (Open Play)

Saudi Arabia

Cross Locations

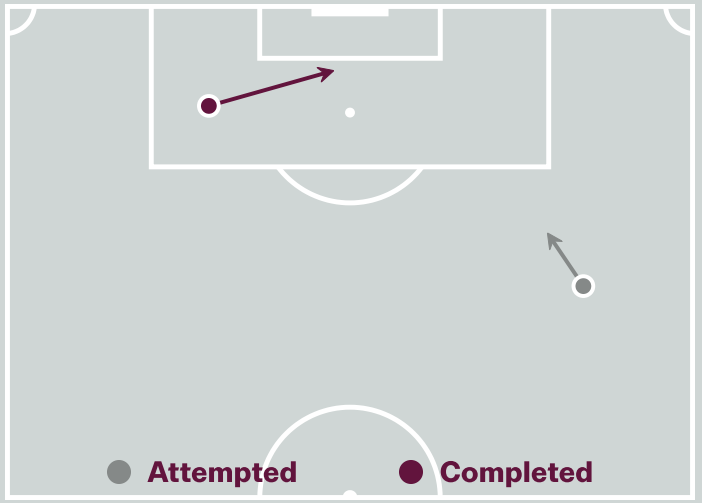

Delivery Type

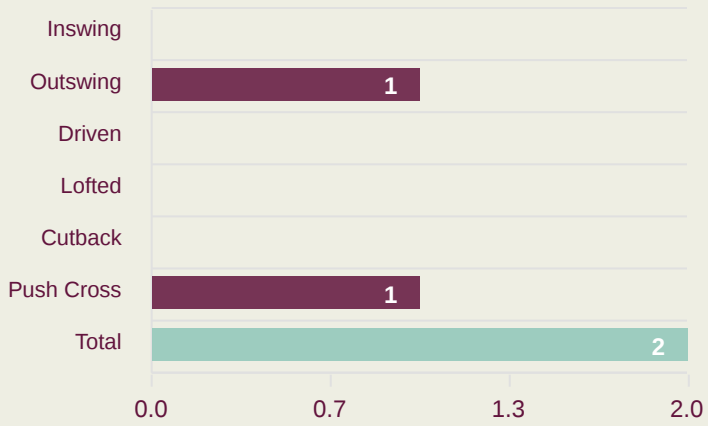

Cross Zones

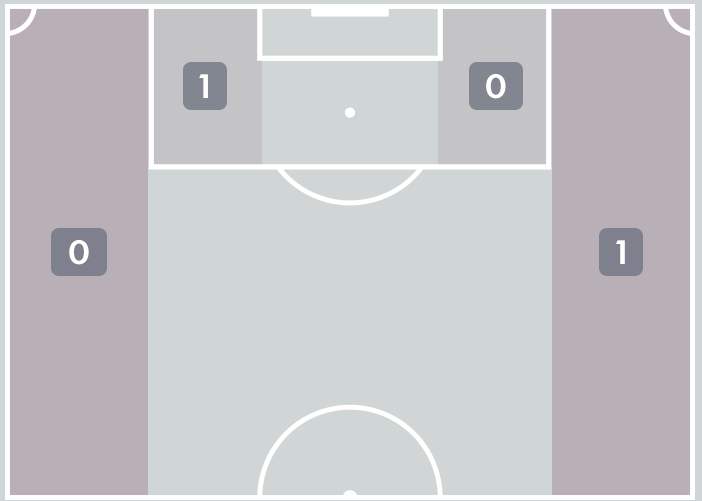

Attempted

2

Completed

1

Most Crosses Attempted

1

ZAID ALBURI
BENCH

#	Player	Inswing	Outswing	Driven	Lofted	Cutback	Push Cross	Total Attempted
21	ABDULLAH ALMAS	0	0	0	0	0	0	0
3	YAHIA TARIQ	0	0	0	0	0	0	0
4	NAWAF ALHUWAYRI	0	0	0	0	0	0	0
6	ABDULRAHMAN ALMAMI	0	0	0	0	0	0	0
9	FARIS BUSHAQRAA	0	0	0	0	0	0	0
10	ABDULLAH ALDAWSARI	0	1	0	0	0	0	1
11	SAIF ALGAREH	0	0	0	0	0	0	0
12	MARWAN ALYAMI	0	0	0	0	0	0	0
13	AMMAR MAIMANI	0	0	0	0	0	0	0
17	SHAMAN ALKAHTANI	0	0	0	0	0	0	0
18	ABDULLAH ALBATLI	0	0	0	0	0	0	0
7	YAHYA ALI	0	0	0	0	0	0	0
15	HAMED MOHAMMED	0	0	0	0	0	0	0
19	ZAID ALBURI	0	0	0	0	0	1	1
20	HAMAD ALSHAMMARI	0	0	0	0	0	0	0

Offering to Receive

France

219
Total Offers Made

82
Total Offers Received

Most Offers
46
Noha TIEHI
CENTRE FORWARD

140
Offers Made in Final Third

66
Offers Made in Middle Third

13
Offers Made in Defensive Third

Offers Made Inside Shape

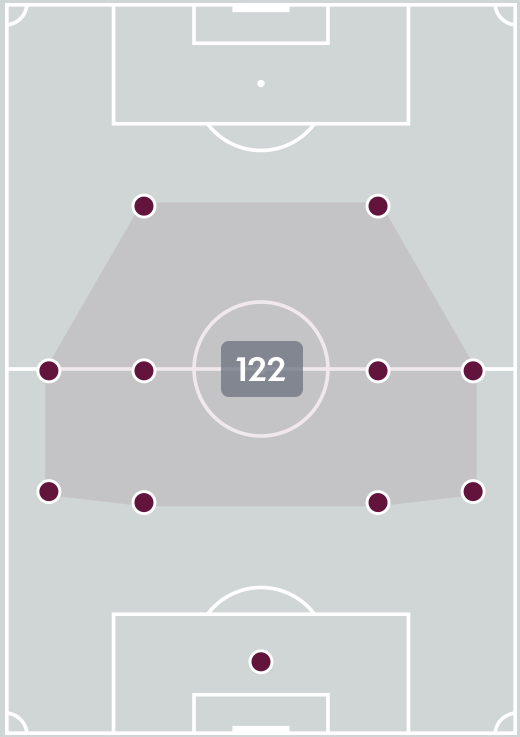

Offers Made Outside Shape

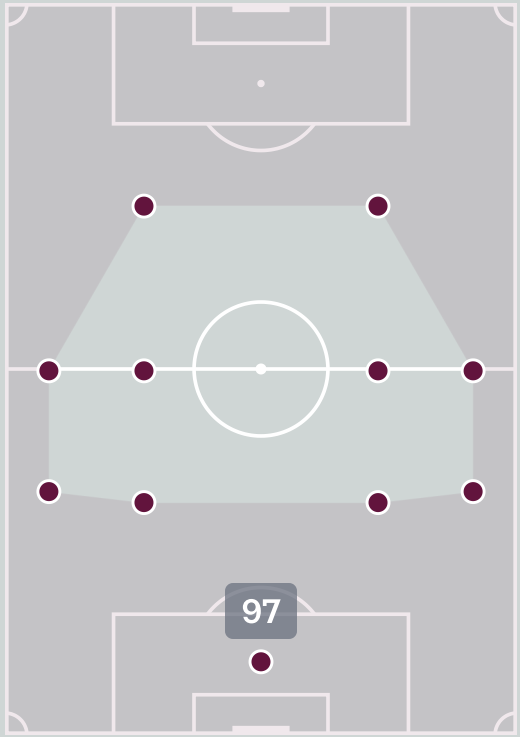

#	Player	Offers Made	Offers Received	% Made & Received
1	Thao MOUAPA	1	1	100%
2	Mathis CHAMBON	8	2	25%
4	Noa LANGO	1	0	0%
6	Idrissa DIA	10	2	20%
7	Noha TIEHI	46	11	23.9%
10	Noah LOUFOUNDOU	11	7	63.6%
12	Evan LETROUIT	35	10	28.6%
13	Seydou KONATE	20	4	20%
15	Leo LEMAITRE	19	11	57.9%
17	Aymen AMAAOUCH	39	18	46.2%
20	Mamadou MEITE	13	8	61.5%
8	Shai ETAME	1	1	100%
9	Aly TRAORE	3	2	66.7%
14	Djeewing ILPHONSE	5	3	60%
18	Louis FOUBLE	4	2	50%
19	Mohamed KAMAGATE	3	0	0%

Offering to Receive

Saudi Arabia

94
Total Offers Made

36
Total Offers Received

Most Offers
15
ABDULLAH ALDAWSARI
ATTACKING MIDFIELD

32
Offers Made in Final Third

34
Offers Made in Middle Third

28
Offers Made in Defensive Third

Offers Made Inside Shape

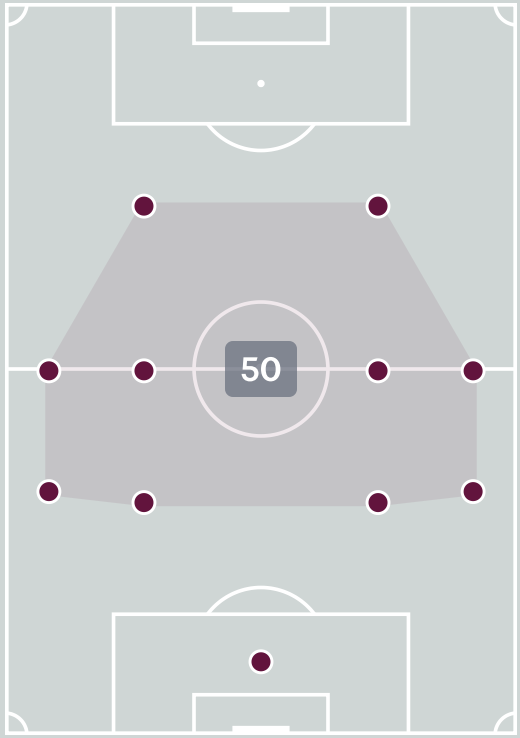

Offers Made Outside Shape

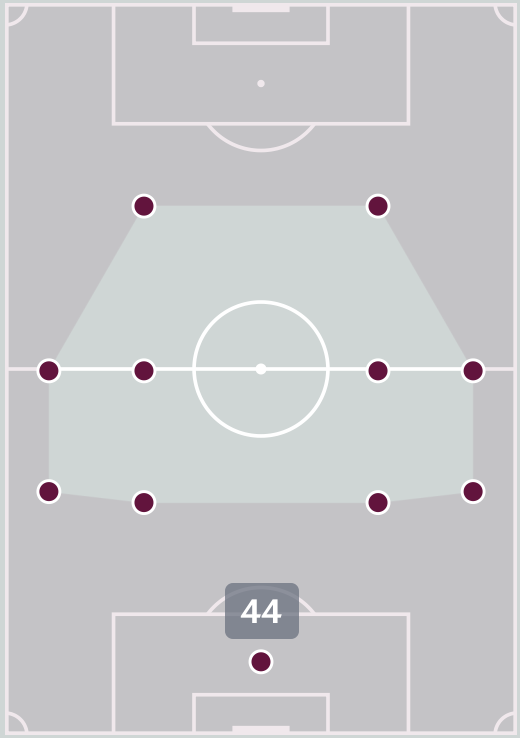

#	Player	Offers Made	Offers Received	% Made & Received
21	ABDULLAH ALMAS	5	3	60%
3	YAHIA TARIQ	1	0	0%
4	NAWAF ALHUWAYRI	0	0	0%
6	ABDULRAHMAN ALMAMI	11	5	45.5%
9	FARIS BUSHAQRAA	12	2	16.7%
10	ABDULLAH ALDAWSARI	15	4	26.7%
11	SAIF ALGAREH	6	1	16.7%
12	MARWAN ALYAMI	6	0	0%
13	AMMAR MAIMANI	10	6	60%
17	SHAMAN ALKAHTANI	3	2	66.7%
18	ABDULLAH ALBATLI	11	6	54.5%
7	YAHYA ALI	0	0	0%
15	HAMED MOHAMMED	0	0	0%
19	ZAID ALBURI	14	7	50%
20	HAMAD ALSHAMMARI	0	0	0%

Movement to Receive

France

Movement Types by Phase

Final Third Phase

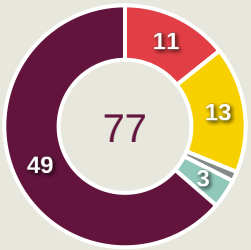

Progression Phase

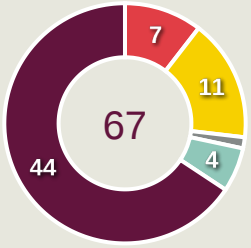

Build Up Phase

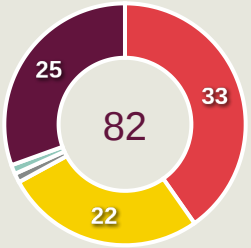

All Movement Types

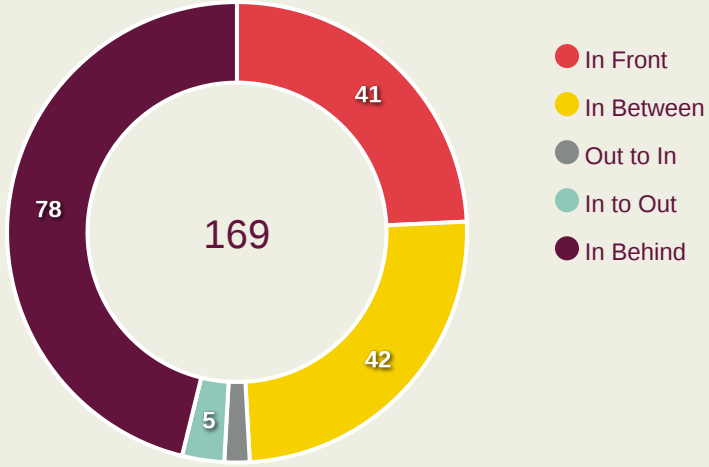

Top Ranked Players

Type	Player	Movements
In Front	17 Aymen AMAAOUCH	19
In Between	7 Noha TIEHI	18
Out to In	7 Noha TIEHI	2
In to Out	7 Noha TIEHI	2
In Behind	7 Noha TIEHI	20

Movement Types Pitch Third

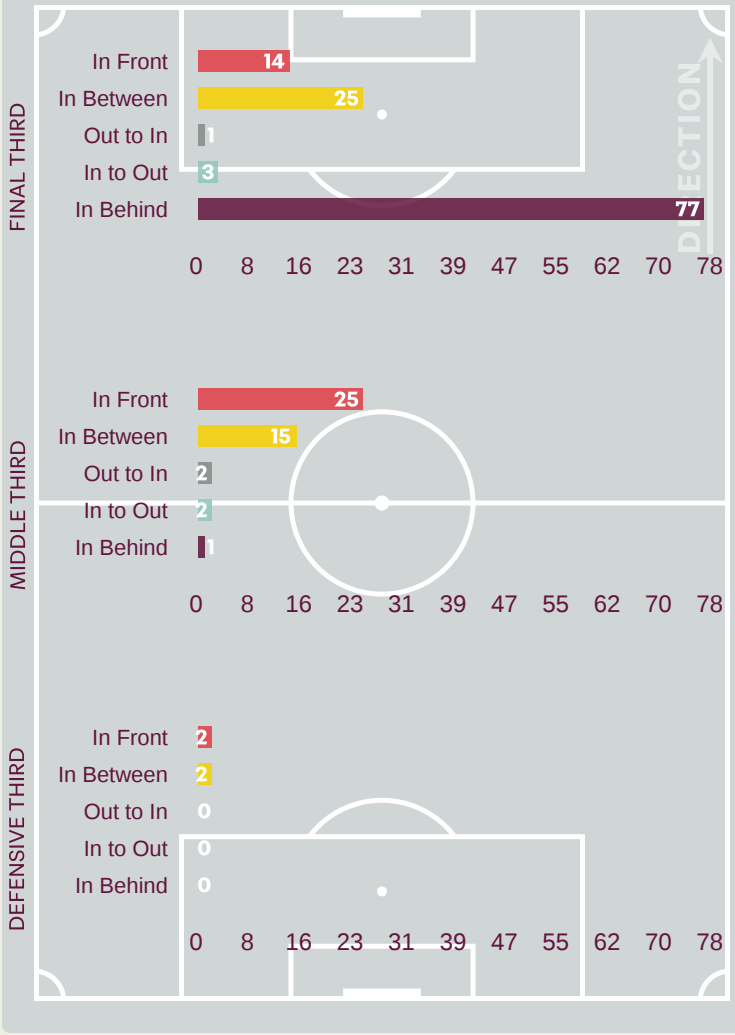

Movement to Receive

Saudi Arabia

Movement Types by Phase

Final Third Phase

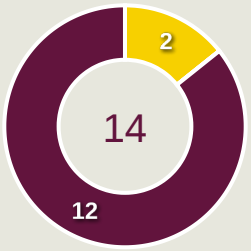

Progression Phase

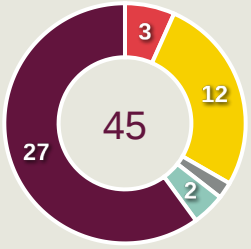

Build Up Phase

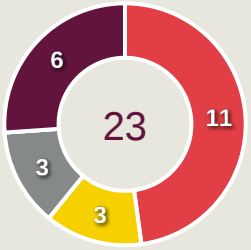

All Movement Types

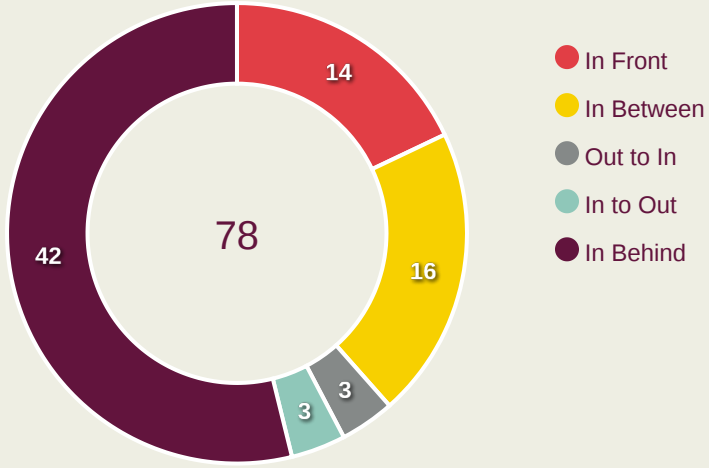

Top Ranked Players

Type	Player	Movements
In Front	18 ABDULLAH ALBATLI	7
In Between	6 ABDULRAHMAN ALMAMI	5
Out to In	11 SAIF ALGAREH	2
In to Out	19 ZAID ALBURI	2
In Behind	10 ABDULLAH ALDAWSARI	11

Movement Types Pitch Third

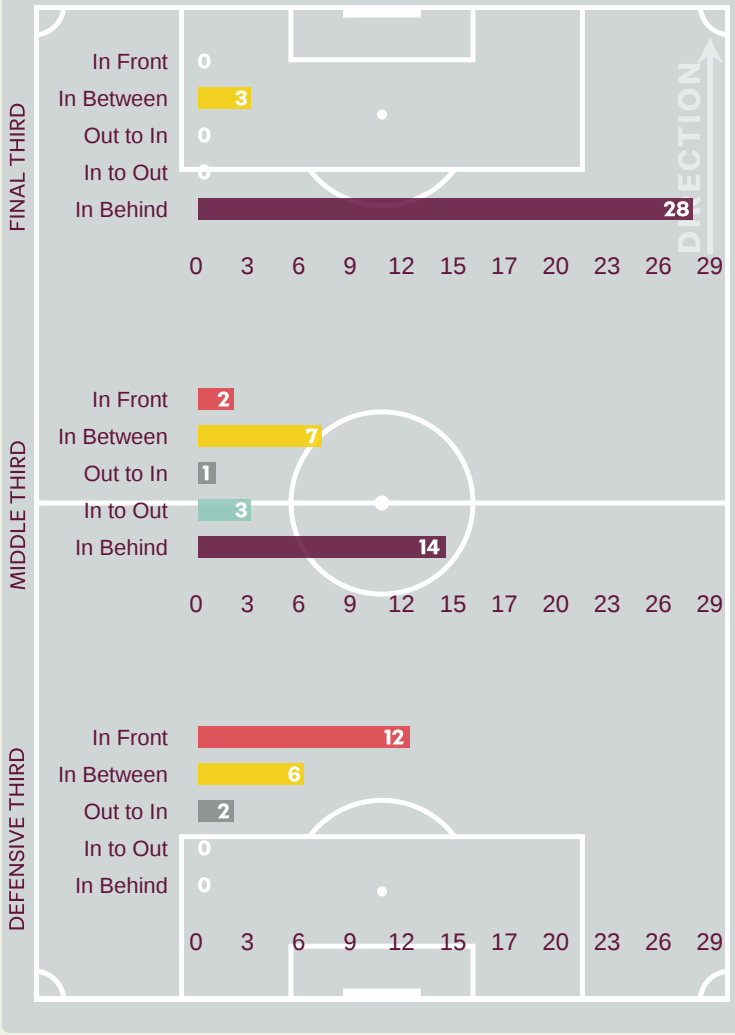

OUT OF POSSESSION




France v Saudi Arabia

Defensive Actions

France

41	45	14	22	7.49
Forced Turnovers	Possession Regained	Interceptions	Tackles	Possession Actions / Defensive Action

Forced Turnovers

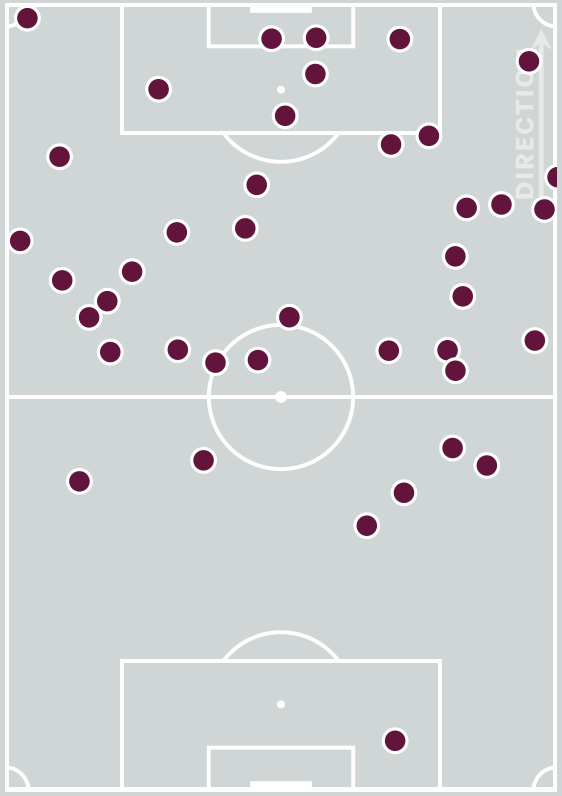

Possession Regain

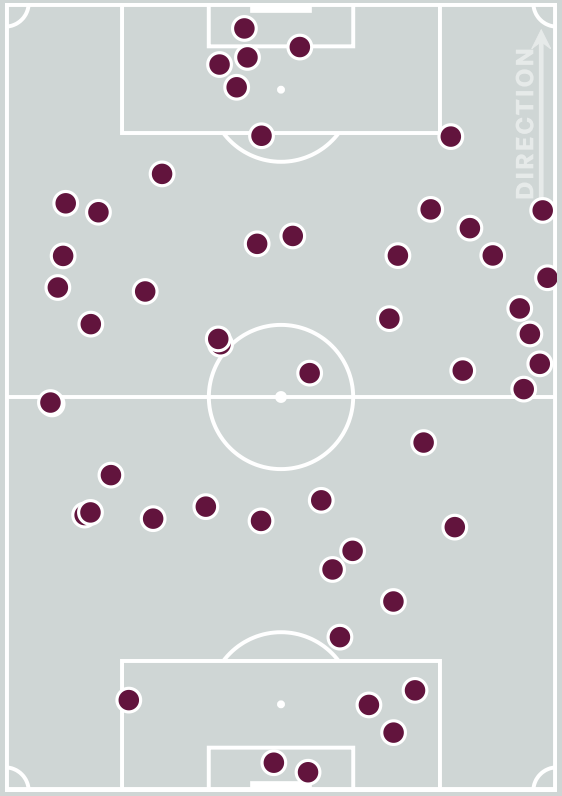

Blocks

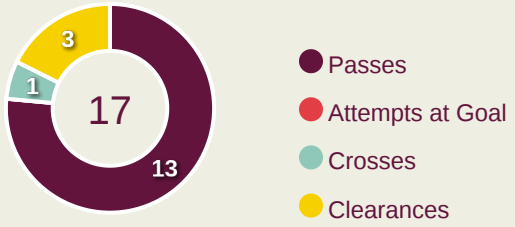

Possession Contests

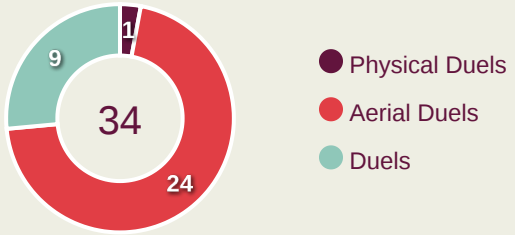

Most Possession Regains

8

Leo LEMAITRE
LEFT CENTRE BACK

#	Player	Total Possession Regains
1	Thao MOUAPA	2
2	Mathis CHAMBON	5
4	Noa LANGO	5
6	Idrissa DIA	3
7	Noha TIEHI	4
10	Noah LOUFOUNDOU	2
12	Evan LETROUIT	6
13	Seydou KONATE	0
15	Leo LEMAITRE	8
17	Aymen AMAAOUCH	4
20	Mamadou MEITE	1
8	Shai ETAME	1
9	Aly TRAORE	0
14	Djeewing ILPHONSE	0
18	Louis FOUBLE	2
19	Mohamed KAMAGATE	2

Defensive Actions

Saudi Arabia

55	55	6	57	1.35
Forced Turnovers	Possession Regained	Interceptions	Tackles	Possession Actions / Defensive Action

Forced Turnovers

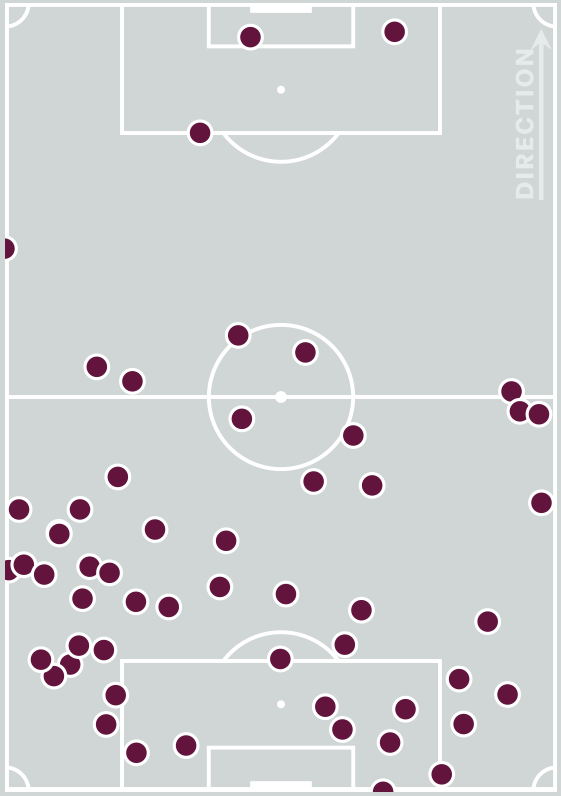

Possession Regain

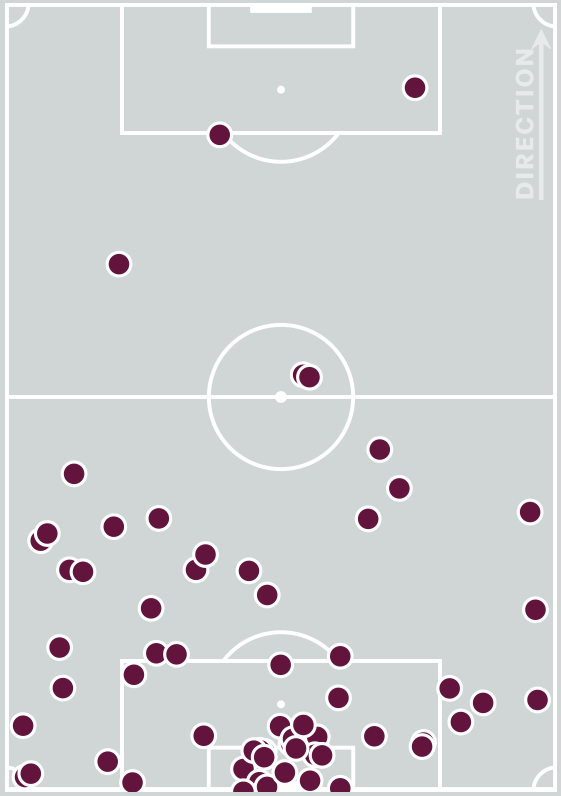

Blocks

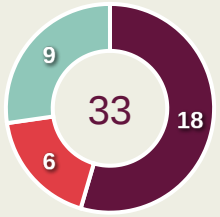

Possession Contests

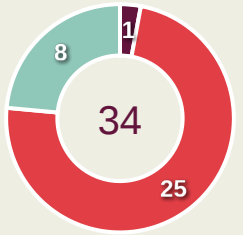

Most Possession Regains

11

ABDULLAH ALMAS

GOALKEEPER

#	Player	Total Possession Regains
21	ABDULLAH ALMAS	11
3	YAHIA TARIQ	4
4	NAWAF ALHUWAYRI	2
6	ABDULRAHMAN ALMAMI	6
9	FARIS BUSHAQRAA	3
10	ABDULLAH ALDAWSARI	0
11	SAIF ALGAREH	6
12	MARWAN ALYAMI	5
13	AMMAR MAIMANI	4
17	SHAMAN ALKAHTANI	2
18	ABDULLAH ALBATLI	8
7	YAHYA ALI	1
15	HAMED MOHAMMED	1
19	ZAID ALBURI	2
20	HAMAD ALSHAMMARI	0

Defensive Line Height & Team Length

France

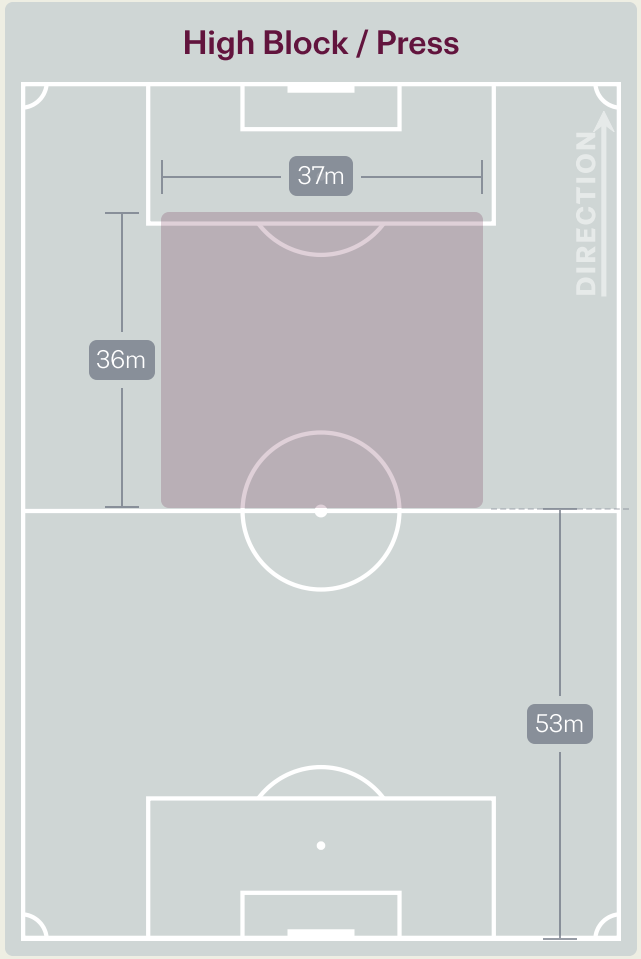

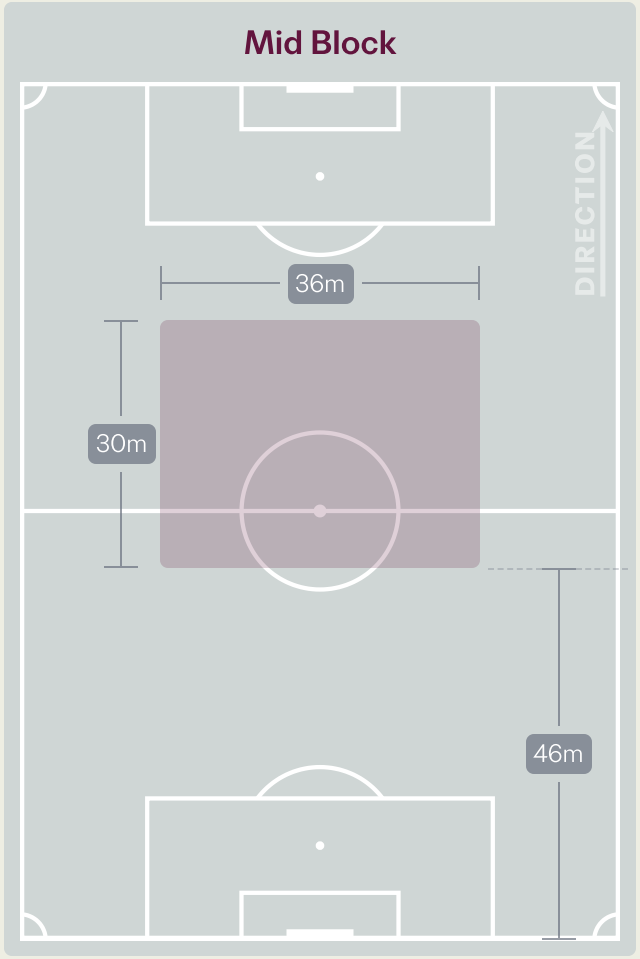

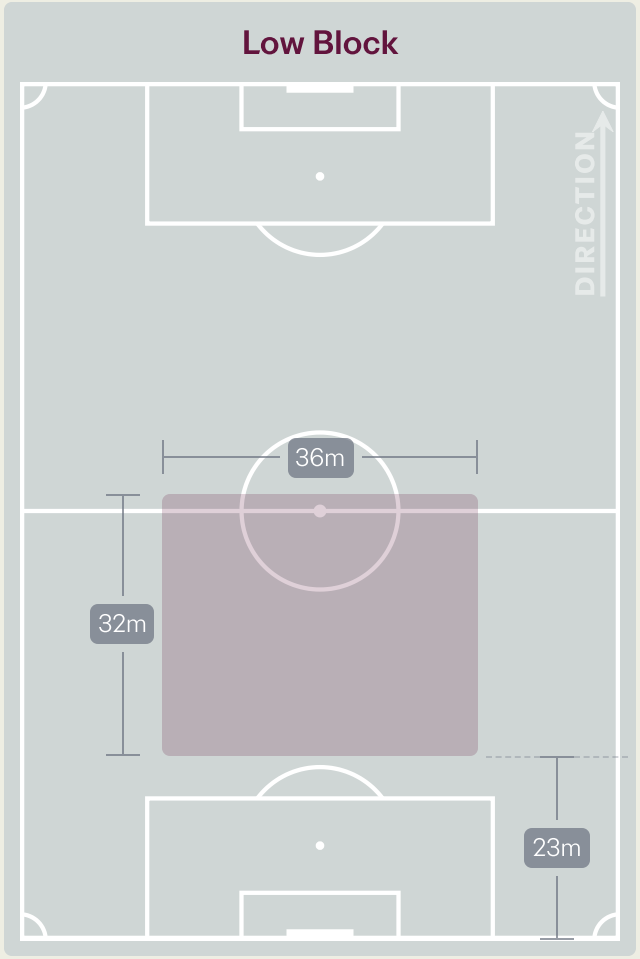

Defensive Line Height & Team Length

Saudi Arabia

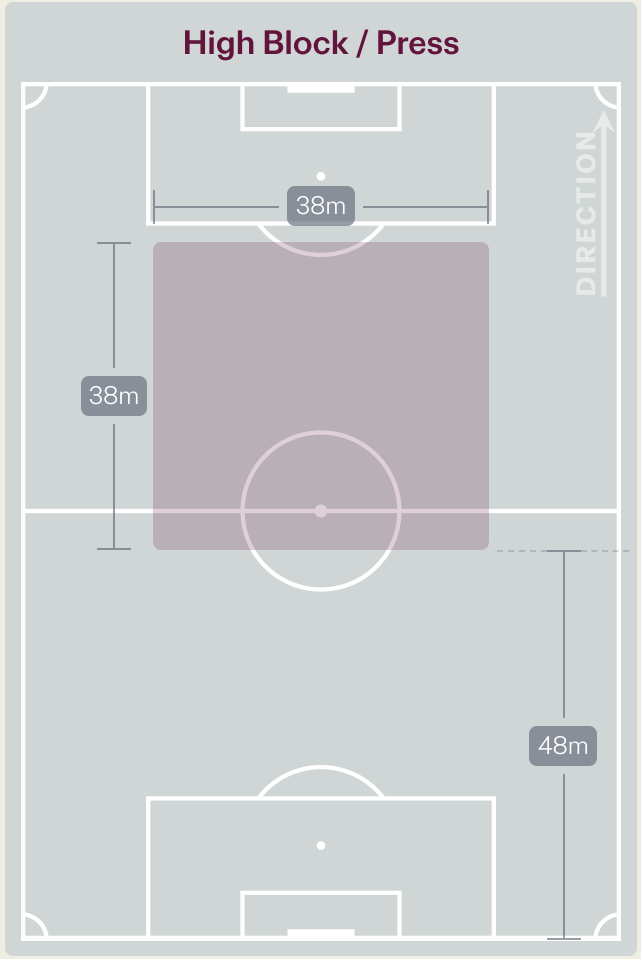

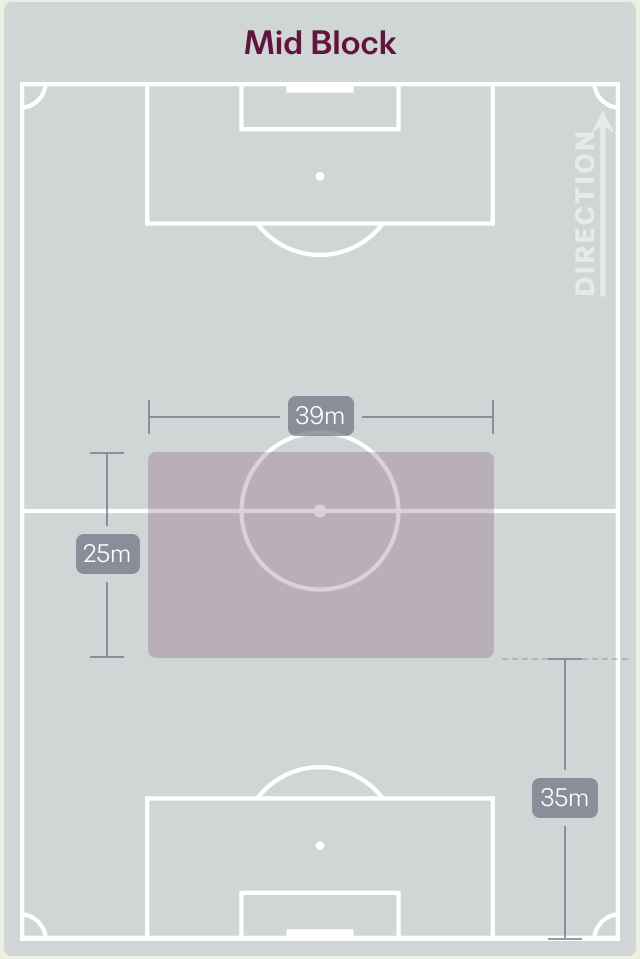

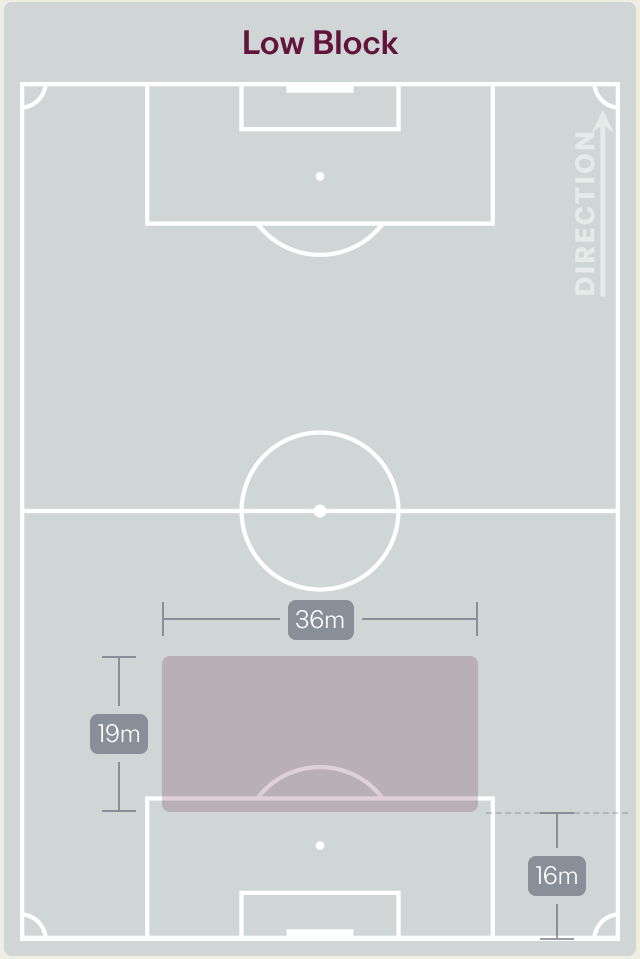

22 November 2026 - Aspire Zone - Pitch 5 - Khaled Ballan - 16:30

Defensive Pressure

France

Saudi Arabia

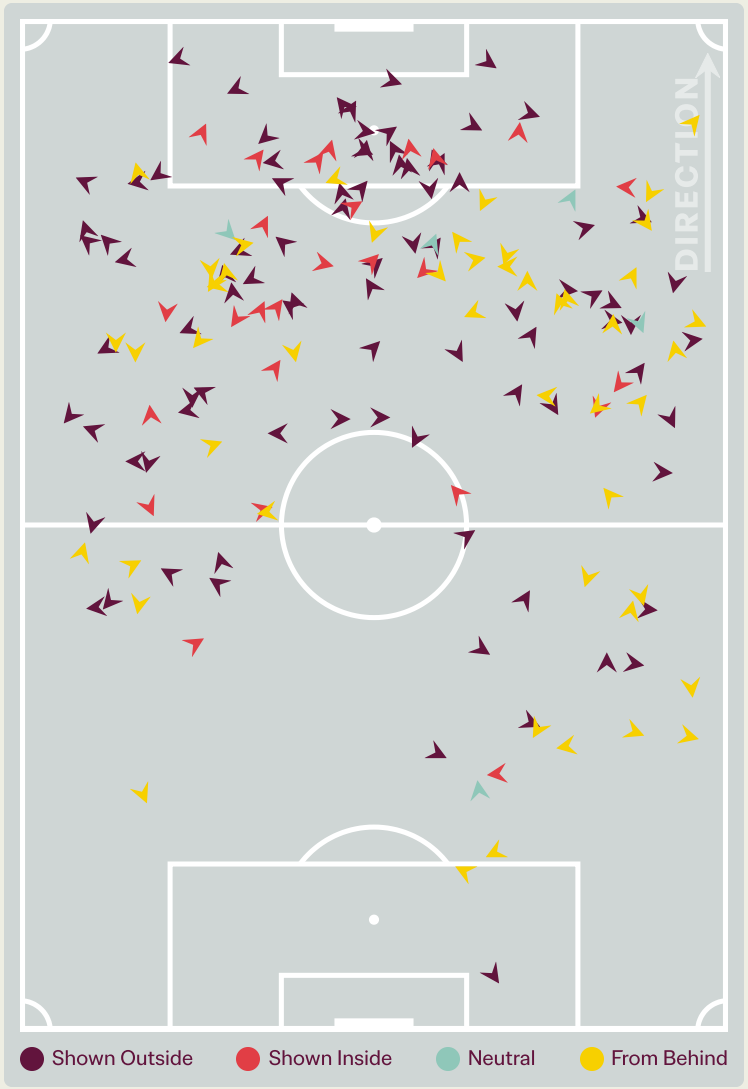

France		Saudi Arabia
170	Total Pressures	286
35	Direct Pressures	54
1.53s	Avg Pressure Duration	1.4s
41	Forced Turnovers	55
10.36s	Ball Recovery Time	15.32s
65	Pushing on into Pressing	110
112	Pushing on	190
26	Pressing Direction Inside	33
90	Pressing Direction Outside	198

Most Direct Pressures

7

Mathis CHAMBON

RIGHT BACK

Most Direct Pressures

8

SAIF ALGAREH

ATTACKING MIDFIELD LEFT

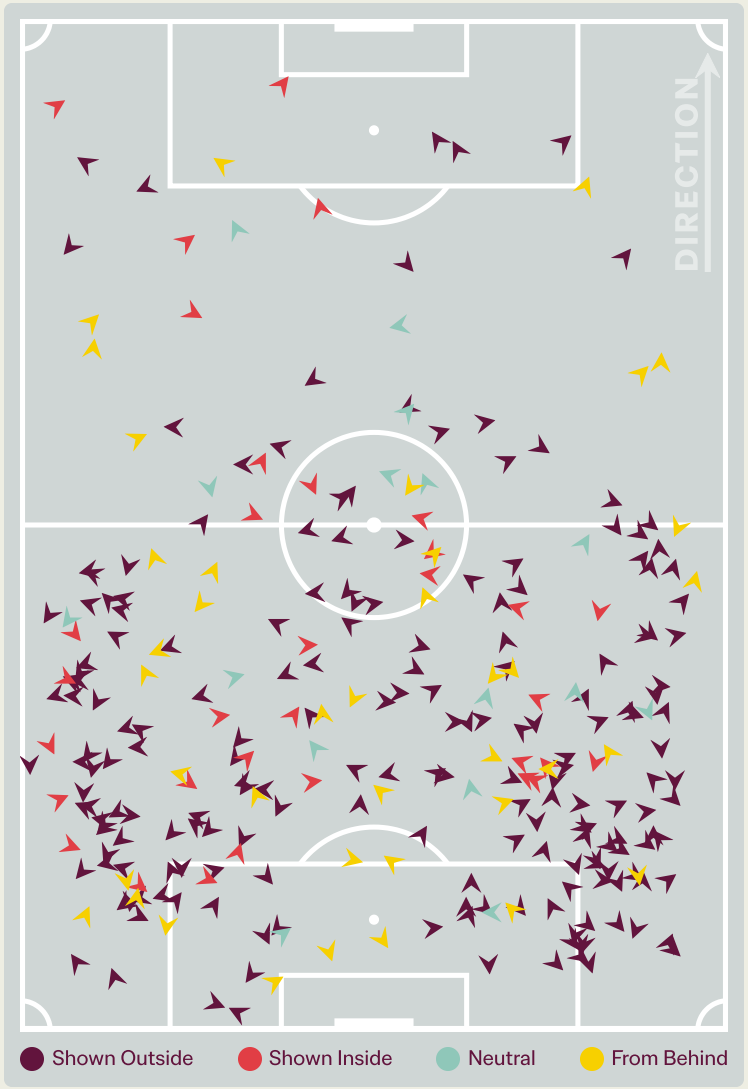

GOALKEEPING




France v Saudi Arabia

Goalkeeping Involvement

France

France GK Involvement Timeline

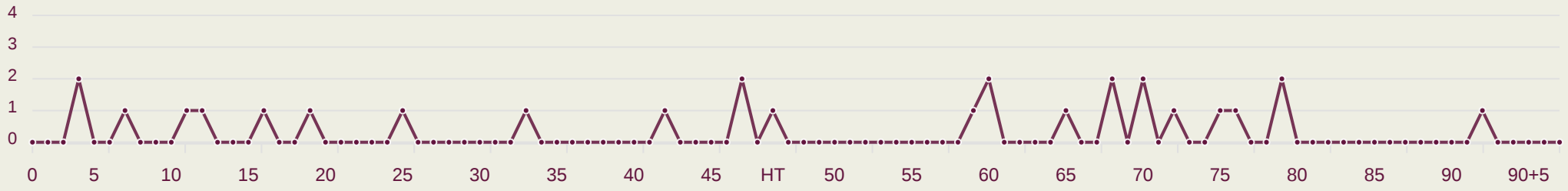

28

Total Involvements

Saudi Arabia

Saudi Arabia GK Involvement Timeline

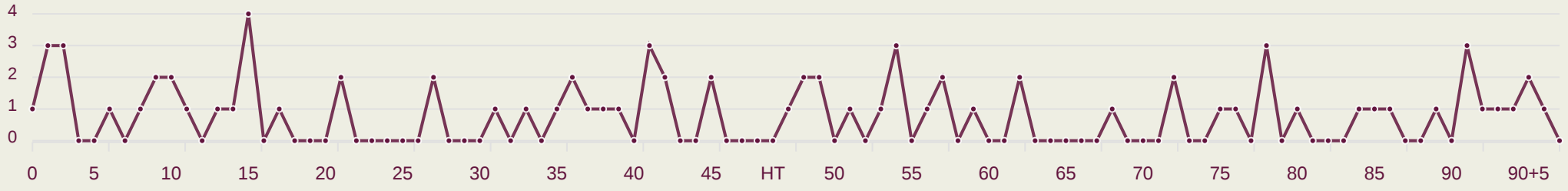

78

Total Involvements

Goalkeeping Distribution

France

Kick from Feet

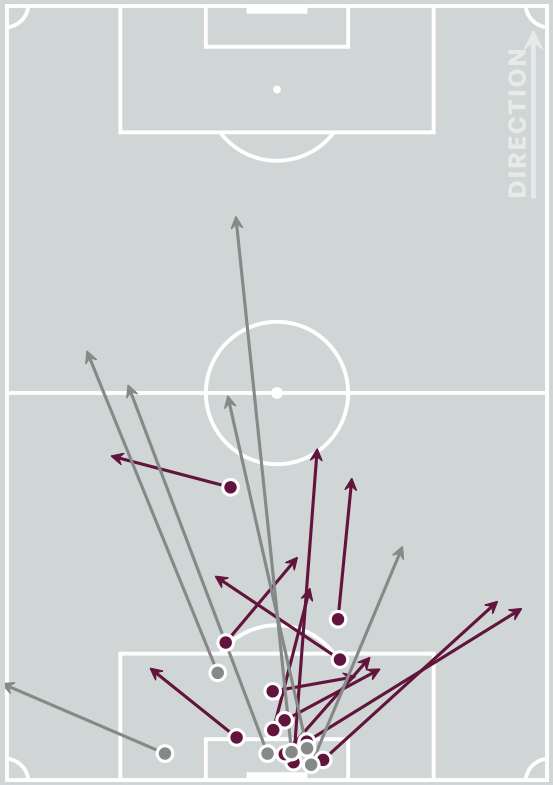

Complete Incomplete

- Play Onto
- Play Into
- Play Around
- Play Through
- Play Beyond
- Other

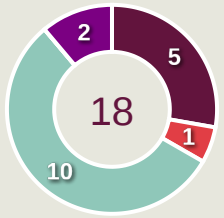

Kick from Hands

Complete Incomplete

- Side Kick
- From Hands
- Drop Kick

0

Throw Distribution

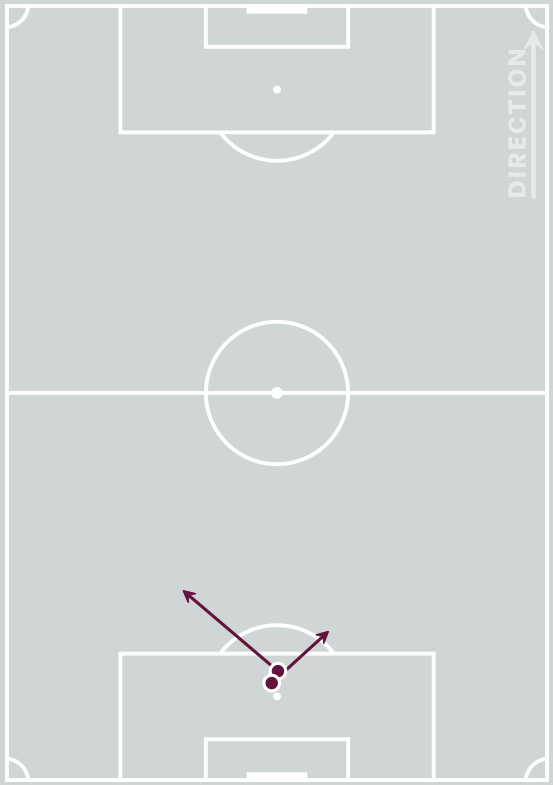

Complete Incomplete

- Over Arm
- Under Arm
- Side Arm
- Chest

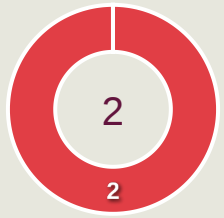

Total Distributions

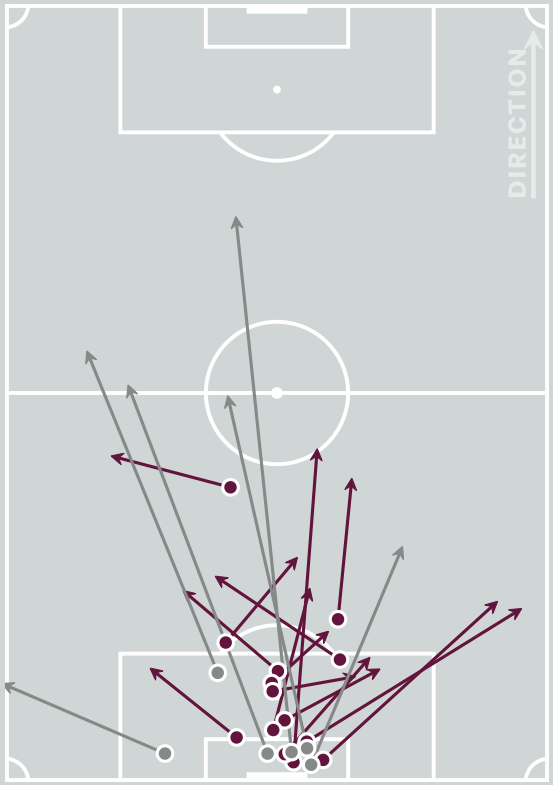

Complete Incomplete

6

Goalkeeper Line Breaks

Goalkeeping Distribution

Saudi Arabia

Kick from Feet

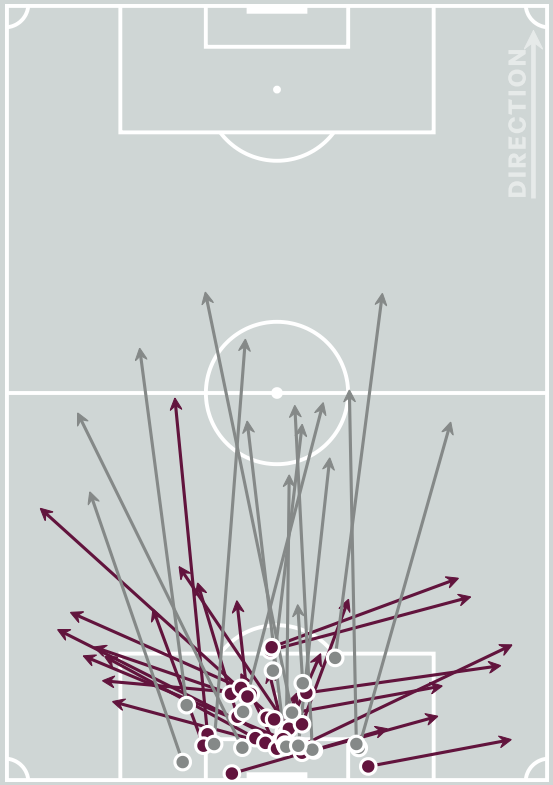

Complete Incomplete

- Play Onto
- Play Into
- Play Around
- Play Through
- Play Beyond
- Other

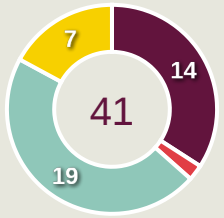

Kick from Hands

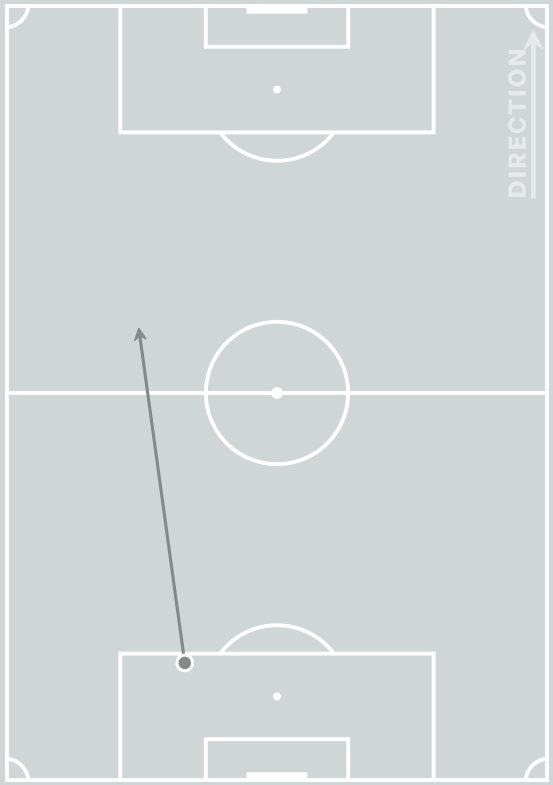

Complete Incomplete

- Side Kick
- From Hands
- Drop Kick

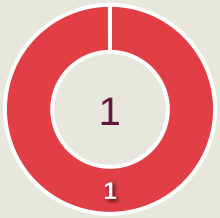

Throw Distribution

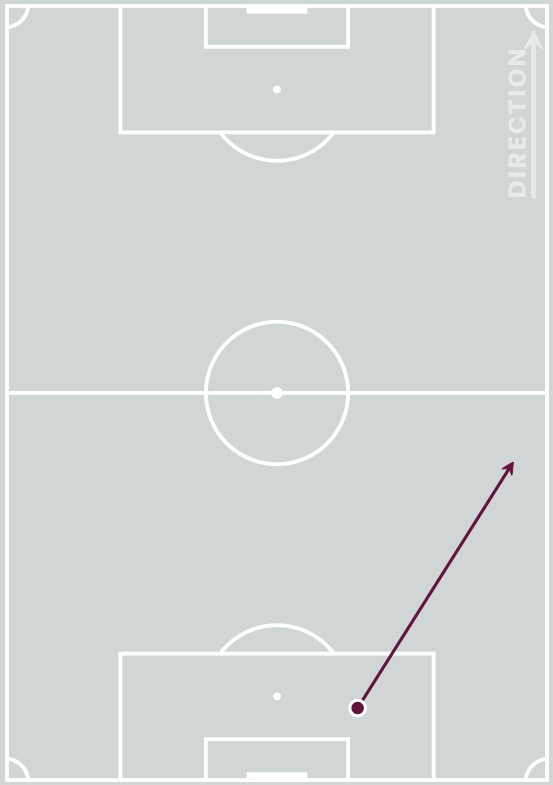

Complete Incomplete

- Over Arm
- Under Arm
- Side Arm
- Chest

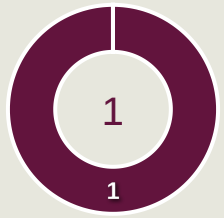

Total Distributions

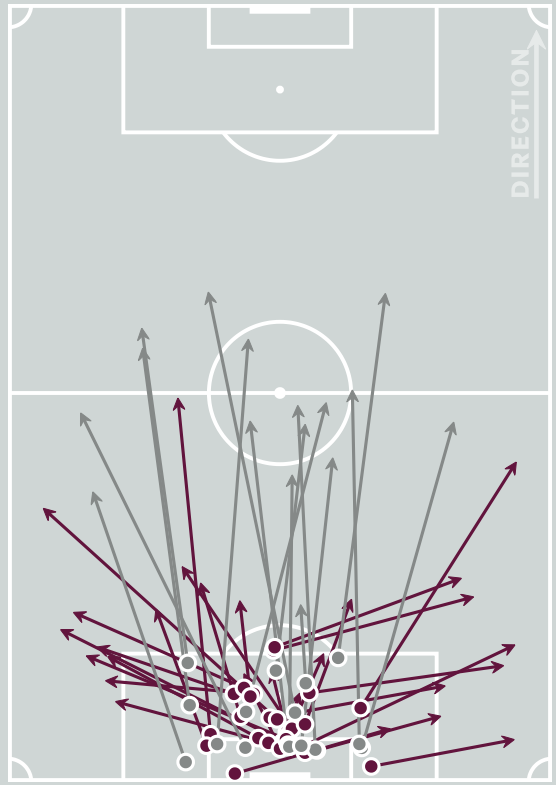

Complete Incomplete

22

Goalkeeper Line Breaks

Goal Prevention

France

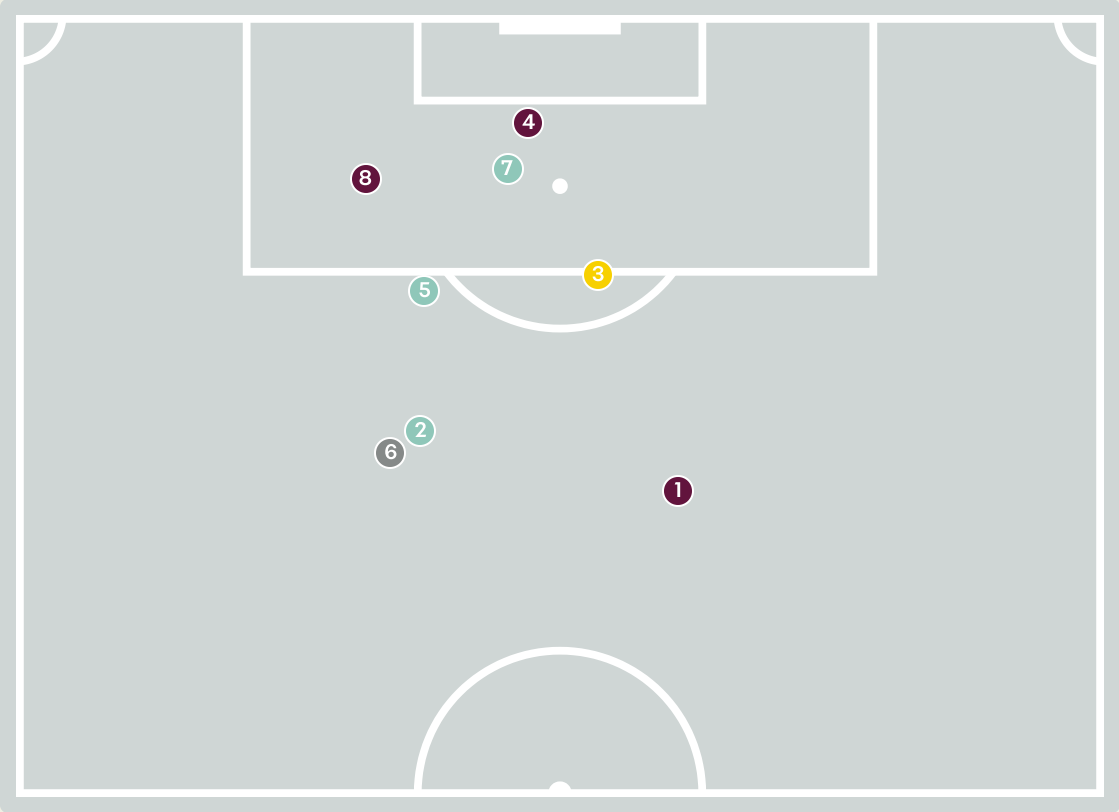

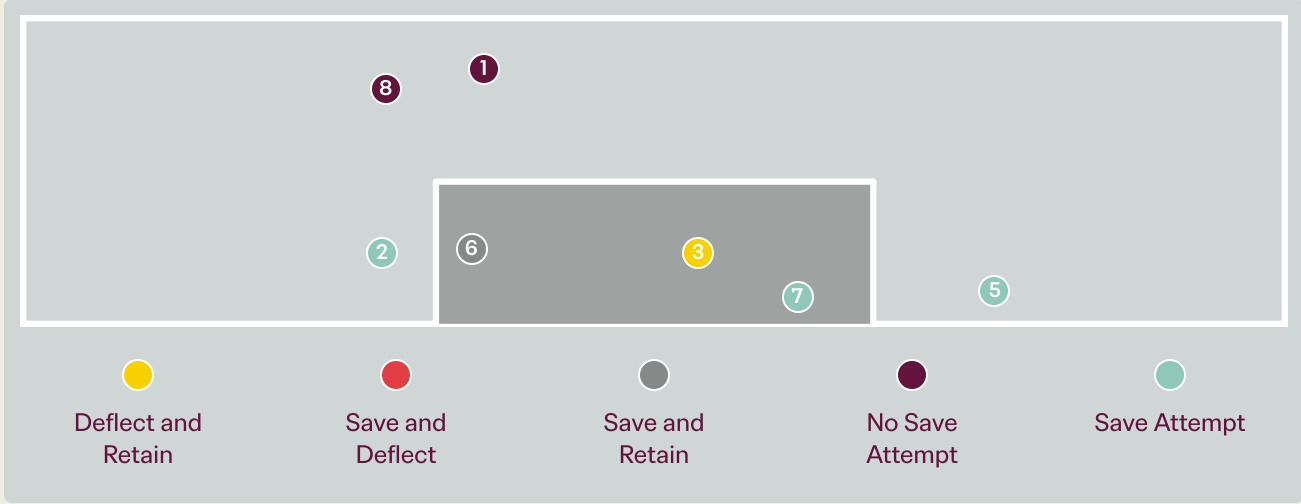

Intervention Type

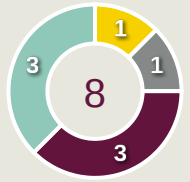

Intervention Body Type

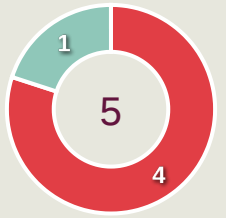

8

Total Attempts on Goal Faced

67

Save %

Total Attempts on Goal Faced	Total Goal Interventions	Save & Retain	Deflect & Retain	Save & Deflect	Save Attempt	No Save Attempt
8	1	1	1	0	3	3

Goal Prevention

Saudi Arabia

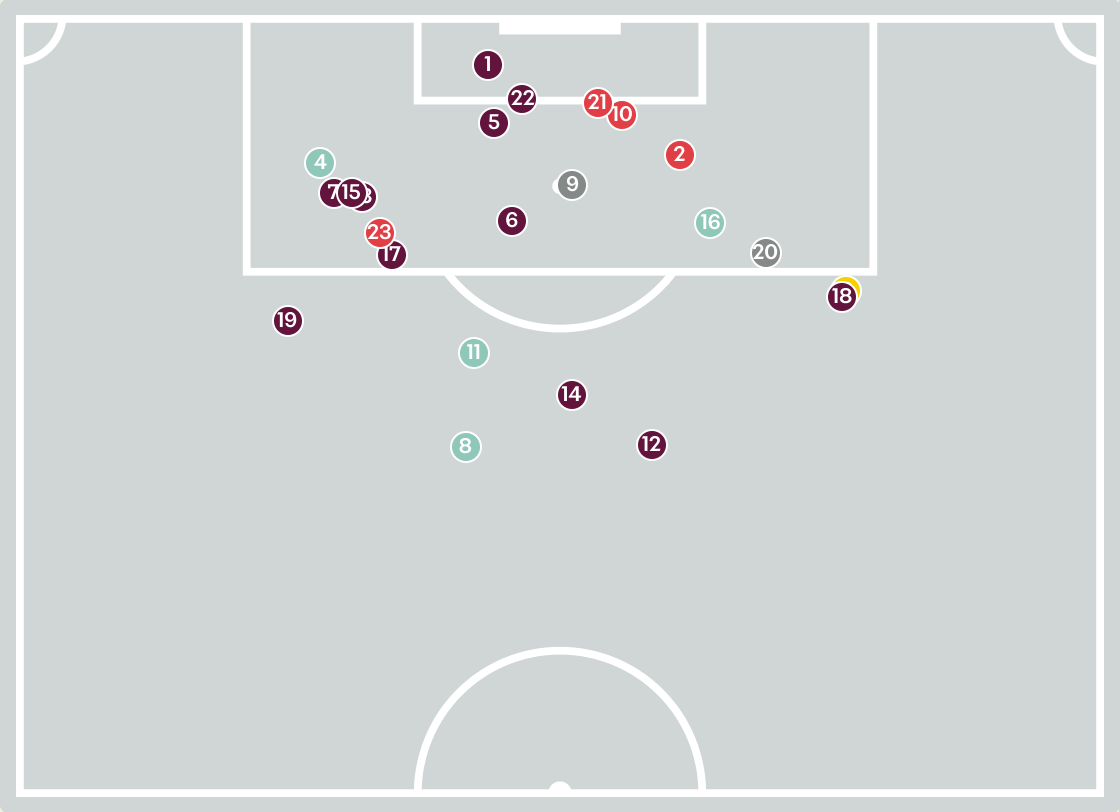

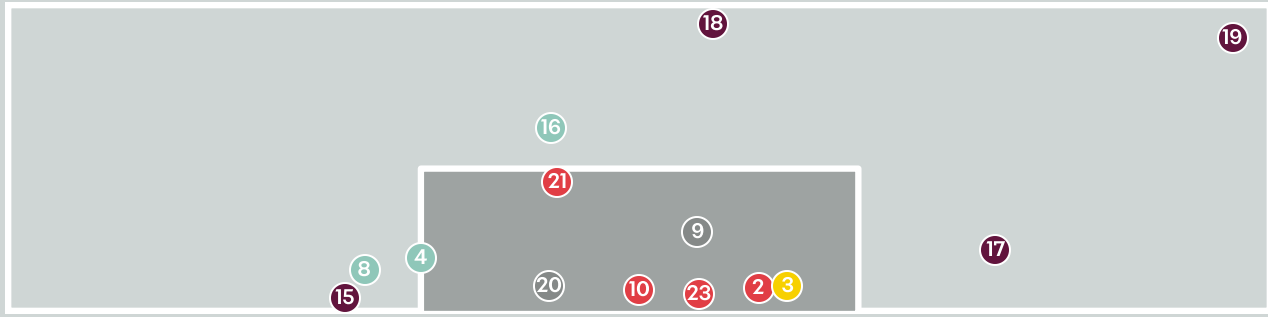

Intervention Type

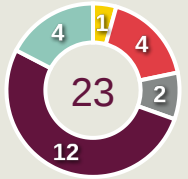

Intervention Body Type

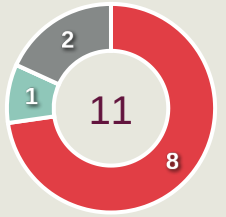

23

Total Attempts on Goal Faced

100

Save %

Total Attempts on Goal Faced	Total Goal Interventions	Save & Retain	Deflect & Retain	Save & Deflect	Save Attempt	No Save Attempt
23	6	2	1	4	4	12

Aerial Control

France

0
Total Interventions

0	0	0
Complete	Punches	Incomplete

0	0	0
Complete	Claims	Incomplete

0	0	0
Complete	Tipped/Palmed	Incomplete

Crosses Faced

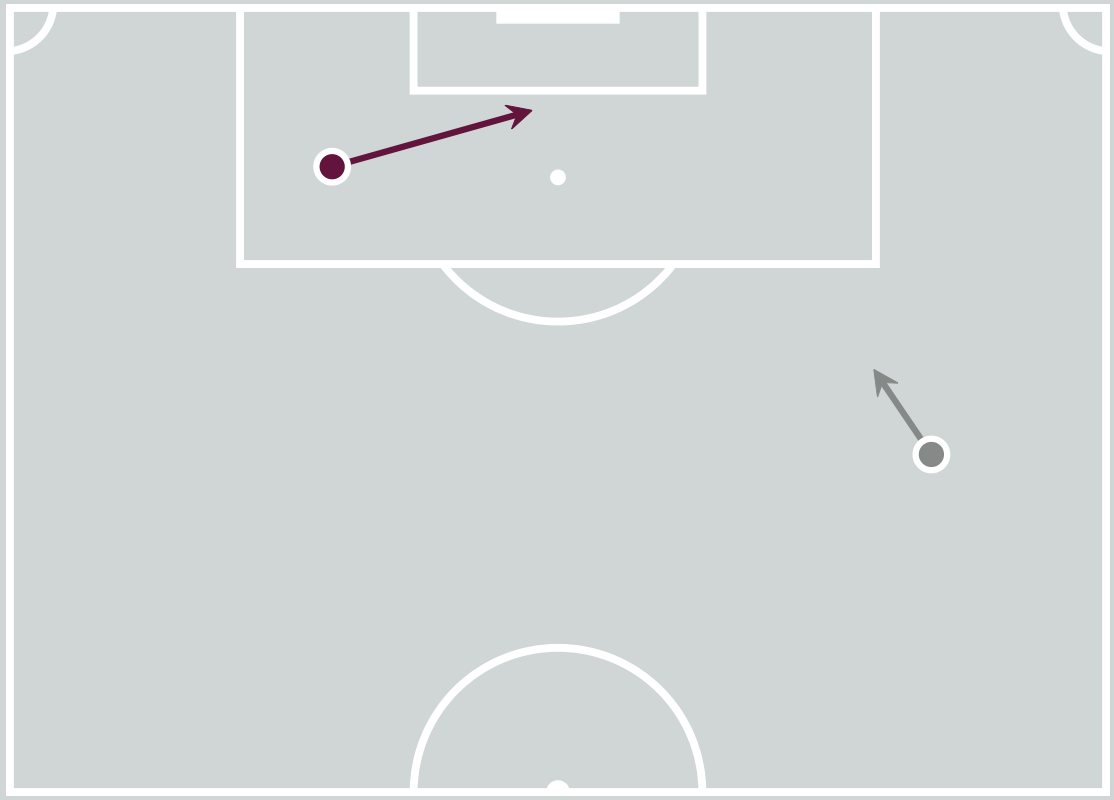

Delivery Types Faced

Total	In Swing	Out Swing	Driven	Lofted	Cutback	Push
2	0	1	0	0	0	1

Aerial Control

Saudi Arabia

8
Total Interventions

2	3	0
Complete	Punches	Incomplete

2	4	0
Complete	Claims	Incomplete

1	1	0
Complete	Tipped/Palmed	Incomplete

Crosses Faced

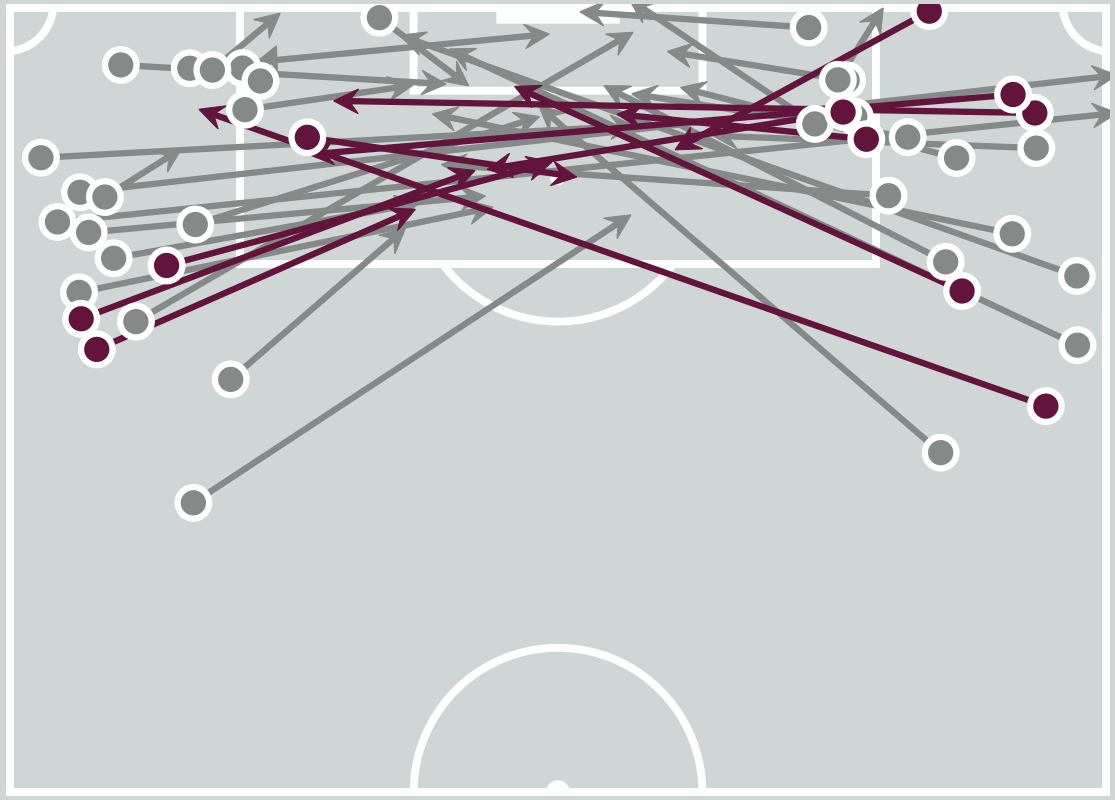

Delivery Types Faced

Total	In Swing	Out Swing	Driven	Lofted	Cutback	Push
55	16	21	5	3	4	6

FIFA U17 WORLD CUP QATAR 2026

SET PLAYS



France v Saudi Arabia

Set Plays

France

42
Total Set Plays

6
Total Free Kicks

0
Total Penalties

16
Total Corners

20
Total Throw Ins

Free Kicks	
Type	**Total**
Direct	6
Direct (on target)	0
Direct (off target)	0
Indirect	0

Corners			
Delivery Type	**From Left Side**	**From Right Side**	**Total**
Direct to Area	5	7	12
Short	1	3	4
Edge of Penalty Area	0	0	0

Corners	
Delivery Style	**Total**
Inswing	7
Outswing	4
Driven	0
Lofted	1

Set Plays

Saudi Arabia



28
Total Set Plays

16
Total Free Kicks

0
Total Penalties

0
Total Corners

12
Total Throw Ins

Free Kicks	
Type	**Total**
Direct	14
Direct (on target)	0
Direct (off target)	1
Indirect	2

Corners			
Delivery Type	**From Left Side**	**From Right Side**	**Total**
Direct to Area	0	0	0
Short	0	0	0
Edge of Penalty Area	0	0	0

Corners	
Delivery Style	**Total**
Inswing	0
Outswing	0
Driven	0
Lofted	0

INDIVIDUAL DATA IN POSSESSION




France v Saudi Arabia

In Possession - Distributions

France

#	Player	Passes Attempted	Passes Completed	Pass Completion %	Switches of Play	Crosses Attempted	Crosses Completed	Line Breaks Attempted	Line Breaks Completed	Line Break Completion %	Ball Progressions	Take Ons	Step Ins	Attempts at Goal	Goals
1	Thao MOUAPA	20	14	70%	0	0	0	6	1	17%	0	0	0	0	0
2	Mathis CHAMBON	50	43	86%	0	8	2	15	11	73%	5	5	0	0	0
4	Noa LANGO	68	63	93%	0	0	0	16	14	88%	1	0	1	1	0
6	Idrissa DIA	53	47	89%	3	1	1	18	14	78%	1	1	0	3	0
7	Noha TIEHI	23	19	83%	0	1	0	8	6	75%	7	6	1	3	0
10	Noah LOUFOUNDOU	35	33	94%	0	14	3	9	5	56%	11	11	0	1	0
12	Evan LETROUIT	78	68	87%	0	5	2	27	20	74%	1	1	0	2	0
13	Seydou KONATE	33	28	85%	0	5	2	3	2	67%	1	0	1	2	0
15	Leo LEMAITRE	86	81	94%	0	1	0	16	13	81%	1	0	1	2	0
17	Aymen AMAAOUCH	69	65	94%	1	5	3	16	14	88%	4	2	2	1	0
20	Mamadou MEITE	17	12	71%	0	5	1	3	1	33%	4	4	0	3	0
8	Shai ETAME	5	5	100%	0	1	0	1	1	100%	0	0	0	1	0
9	Aly TRAORE	5	4	80%	0	1	0	0	0	0%	1	1	0	2	0
14	Djeewing ILPHONSE	10	8	80%	0	6	0	2	0	0%	3	3	0	1	0
18	Louis FOUBLE	8	6	75%	0	1	0	2	2	100%	0	0	0	1	0
19	Mohamed KAMAGATE	11	10	91%	0	1	0	3	2	67%	0	0	0	0	0

In Possession - Offers & Receptions

France

			Offer movement types						
#	Player	Total Offers	In Front	In Between	Out to In	In to Out	In Behind	No Movement	Offers Received
1	Thao MOUAPA	1	0	0	0	0	0	1	1
2	Mathis CHAMBON	8	0	1	0	0	7	0	2
4	Noa LANGO	1	0	0	0	0	0	1	0
6	Idrissa DIA	10	4	2	0	0	1	3	2
7	Noha TIEHI	46	2	18	2	2	20	2	11
10	Noah LOUFOUNDOU	11	2	3	0	0	4	2	7
12	Evan LETROUIT	35	2	5	0	1	15	12	10
13	Seydou KONATE	20	5	3	0	1	10	1	4
15	Leo LEMAITRE	19	2	0	0	0	1	16	11
17	Aymen AMAAOUCH	39	19	8	1	0	4	7	18
20	Mamadou MEITE	13	3	1	0	0	6	3	8
8	Shai ETAME	1	0	0	0	0	1	0	1
9	Aly TRAORE	3	0	0	0	0	2	1	2
14	Djeewing ILPHONSE	5	0	1	0	1	3	0	3
18	Louis FOUBLE	4	2	0	0	0	1	1	2
19	Mohamed KAMAGATE	3	0	0	0	0	3	0	0

In Possession - Distributions

Saudi Arabia



#	Player	Passes Attempted	Passes Completed	Pass Completion %	Switches of Play	Crosses Attempted	Crosses Completed	Line Breaks Attempted	Line Breaks Completed	Line Break Completion %	Ball Progressions	Take Ons	Step Ins	Attempts at Goal	Goals
21	ABDULLAH ALMAS	43	28	65%	0	0	0	22	7	32%	0	0	0	0	0
3	YAHIA TARIQ	40	35	88%	1	0	0	11	7	64%	0	0	0	0	0
4	NAWAF ALHUWAYRI	24	19	79%	0	0	0	9	7	78%	0	0	0	0	0
6	ABDULRAHMAN ALMAMI	26	20	77%	0	0	0	7	4	57%	2	2	0	0	0
9	FARIS BUSHAQRAA	18	11	61%	1	0	0	7	1	14%	1	1	0	2	0
10	ABDULLAH ALDAWSARI	18	13	72%	0	1	0	4	2	50%	3	3	0	3	0
11	SAIF ALGAREH	7	5	71%	0	0	0	2	1	50%	0	0	0	0	0
12	MARWAN ALYAMI	21	16	76%	0	0	0	9	5	56%	0	0	0	0	0
13	AMMAR MAIMANI	26	9	35%	1	0	0	16	4	25%	1	1	0	0	0
17	SHAMAN ALKAHTANI	21	18	86%	0	0	0	3	2	67%	1	1	0	2	1
18	ABDULLAH ALBATLI	36	30	83%	0	0	0	7	6	86%	2	2	0	0	0
7	YAHYA ALI	1	1	100%	0	0	0	0	0	0%	0	0	0	0	0
15	HAMED MOHAMMED	0	0	0%	0	0	0	0	0	0%	0	0	0	0	0
19	ZAID ALBURI	6	4	67%	0	1	1	6	3	50%	3	3	0	1	0
20	HAMAD ALSHAMMARI	1	1	100%	0	0	0	1	1	100%	0	0	0	0	0

In Possession - Offers & Receptions

Saudi Arabia

			Offer movement types						
#	Player	Total Offers	In Front	In Between	Out to In	In to Out	In Behind	No Movement	Offers Received
21	ABDULLAH ALMAS	5	0	0	0	0	0	5	3
3	YAHIA TARIQ	1	0	0	0	1	0	0	0
4	NAWAF ALHUWAYRI	0	0	0	0	0	0	0	0
6	ABDULRAHMAN ALMAMI	11	5	5	0	0	1	0	5
9	FARIS BUSHAQRAA	12	1	1	1	0	9	0	2
10	ABDULLAH ALDAWSARI	15	0	3	0	0	11	1	4
11	SAIF ALGAREH	6	0	1	2	0	3	0	1
12	MARWAN ALYAMI	6	1	1	0	0	2	2	0
13	AMMAR MAIMANI	10	0	1	0	0	5	4	6
17	SHAMAN ALKAHTANI	3	0	0	0	0	2	1	2
18	ABDULLAH ALBATLI	11	7	1	0	0	1	2	6
7	YAHYA ALI	0	0	0	0	0	0	0	0
15	HAMED MOHAMMED	0	0	0	0	0	0	0	0
19	ZAID ALBURI	14	0	3	0	2	8	1	7
20	HAMAD ALSHAMMARI	0	0	0	0	0	0	0	0

INDIVIDUAL DATA
OUT OF POSSESSION




France v Saudi Arabia

Out of Possession

France

#	Player	Tackles Made / Won	Blocks	Interceptions	Pressing Direct	Pressing Indirect	Duels Won - Aerial	Duels Won - Physical	Possession Contests won	Clearances	Loose Ball Receptions	Pushing On	Pushing On into Pressing	Possession Regains	Possession Interrupted
1	Thao MOUAPA	0 / 0	0	0	0	0	0	0	0	1	1	0	0	2	1
2	Mathis CHAMBON	4 / 1	4	1	7	5	1	0	3	2	8	8	4	5	4
4	Noa LANGO	0 / 0	0	2	0	6	4	0	4	3	9	6	3	5	2
6	Idrissa DIA	4 / 0	1	2	6	12	1	0	1	2	12	5	5	3	2
7	Noha TIEHI	1 / 1	1	0	5	18	0	0	0	1	3	12	7	4	0
10	Noah LOUFOUNDOU	1 / 0	1	1	0	6	0	0	2	0	3	6	3	2	1
12	Evan LETROUIT	1 / 1	3	2	2	4	0	0	1	2	15	9	2	6	2
13	Seydou KONATE	2 / 0	0	0	4	16	0	0	0	1	6	15	7	0	2
15	Leo LEMAITRE	1 / 0	1	5	3	3	1	0	1	3	15	14	3	8	1
17	Aymen AMAAOUCH	4 / 1	3	1	5	40	0	0	0	0	11	20	18	4	2
20	Mamadou MEITE	2 / 1	3	0	2	13	0	0	0	0	1	10	8	1	2
8	Shai ETAME	0 / 0	0	0	0	0	1	0	1	0	2	0	0	1	0
9	Aly TRAORE	0 / 0	0	0	1	8	1	0	1	0	2	4	4	0	0
14	Djeewing ILPHONSE	0 / 0	0	0	0	1	0	0	0	0	2	2	1	0	0
18	Louis FOUBLE	1 / 1	0	0	0	3	1	0	1	2	2	1	0	2	1
19	Mohamed KAMAGATE	1 / 1	0	0	0	0	0	0	0	1	2	0	0	2	0

Out of Possession

Saudi Arabia

#	Player	Tackles Made / Won	Blocks	Interceptions	Pressing Direct	Pressing Indirect	Duels Won - Aerial	Duels Won - Physical	Possession Contests won	Clearances	Loose Ball Receptions	Pushing On	Pushing On into Pressing	Possession Regains	Possession Interrupted
21	ABDULLAH ALMAS	0 / 0	0	0	0	0	0	0	0	0	3	0	0	11	0
3	YAHIA TARIQ	2 / 0	3	0	1	4	0	0	0	9	6	5	0	4	6
4	NAWAF ALHUWAYRI	4 / 1	3	0	7	4	4	1	5	9	1	6	3	2	7
6	ABDULRAHMAN ALMAMI	5 / 3	5	0	3	20	4	0	4	9	9	18	10	6	9
9	FARIS BUSHAQRAA	7 / 2	2	0	7	36	0	0	0	3	9	18	13	3	5
10	ABDULLAH ALDAWSARI	5 / 0	1	0	5	36	0	0	1	0	6	17	13	0	2
11	SAIF ALGAREH	7 / 3	0	2	8	22	0	0	1	0	1	22	18	6	0
12	MARWAN ALYAMI	4 / 1	3	1	8	21	2	0	2	6	6	38	16	5	2
13	AMMAR MAIMANI	9 / 1	1	1	8	10	0	0	0	6	1	19	5	4	9
17	SHAMAN ALKAHTANI	5 / 0	4	0	2	31	0	0	0	6	4	9	5	2	7
18	ABDULLAH ALBATLI	3 / 1	11	1	2	11	1	0	1	6	5	7	2	8	9
7	YAHYA ALI	2 / 0	2	0	0	4	0	0	1	0	1	2	2	1	2
15	HAMED MOHAMMED	2 / 1	0	0	2	6	0	0	0	0	1	2	2	1	0
19	ZAID ALBURI	1 / 0	1	1	1	20	0	0	0	1	1	23	18	2	0
20	HAMAD ALSHAMMARI	1 / 0	1	0	0	7	0	0	0	4	0	4	3	0	2

INDIVIDUAL DATA
PHYSICAL




France v Saudi Arabia

Physical Data

France

#	Player	Total Distance (m)	Zone 1: 0-7 km/h (m)	Zone 2: 7-15 km/h (m)	Zone 3: 15-20 km/h (m)	Zone 4: 20-25 km/h (m)	Zone 5: 25+ km/h (m)	High Speed Runs (Zone 3)	Sprints (Zone 4 & 5)	Top Speed (km/h)
1	Thao MOUAPA	4469.5	3548.7	840.8	52.2	17.0	10.7	3.0	3.0	27.8
2	Mathis CHAMBON	9134.3	3560.4	3713.3	1104.8	488.7	267.1	88.0	36.0	30.6
4	Noa LANGO	9718.6	3793.9	4102.9	1252.3	429.3	140.2	118.0	32.0	31.1
6	Idrissa DIA	9750.5	2841.0	5067.1	1428.7	328.1	85.5	113.0	23.0	29.4
7	Noha TIEHI	9297.6	4120.4	3957.2	806.9	271.2	141.9	78.0	26.0	29.9
10	Noah LOUFOUNDOU	7856.6	3128.2	3224.6	1008.9	358.2	136.8	94.0	28.0	32.6
12	Evan LETROUIT	10471.8	3747.9	4394.2	1277.6	706.4	345.6	109.0	55.0	34.0
13	Seydou KONATE	8919.1	2474.1	4496.0	1331.1	429.9	188.0	118.0	35.0	31.2
15	Leo LEMAITRE	9937.1	4189.0	4030.1	1050.5	453.4	214.0	88.0	37.0	31.9
17	Aymen AMAAOUCH	12584.7	3730.5	5877.9	2110.1	701.7	164.5	178.0	50.0	32.6
20	Mamadou MEITE	5932.2	2378.9	2501.0	667.9	300.6	83.8	71.0	24.0	32.0
8	Shai ETAME	2123.8	511.5	1024.3	437.0	135.4	15.6	29.0	9.0	26.6
9	Aly TRAORE	4052.3	1659.2	1783.0	320.9	193.9	95.3	32.0	15.0	31.7
14	Djeewing ILPHONSE	2512.7	969.9	1005.4	426.0	107.4	3.9	33.0	7.0	25.4
18	Louis FOUBLE	3190.8	757.1	1517.4	602.4	208.1	105.8	45.0	14.0	34.2
19	Mohamed KAMAGATE	1734.7	704.6	565.4	197.6	102.9	164.3	16.0	9.0	34.0

Physical Data

Saudi Arabia

#	Player	Total Distance (m)	Zone 1: 0-7 km/h (m)	Zone 2: 7-15 km/h (m)	Zone 3: 15-20 km/h (m)	Zone 4: 20-25 km/h (m)	Zone 5: 25+ km/h (m)	High Speed Runs (Zone 3)	Sprints (Zone 4 & 5)	Top Speed (km/h)
21	ABDULLAH ALMAS	4195.4	3514.6	651.0	29.7	0	0	5.0	0	18.0
3	YAHIA TARIQ	9695.3	3721.8	4809.2	860.6	262.5	41.2	79.0	20.0	27.3
4	NAWAF ALHUWAYRI	9941.5	4102.9	4377.2	1170.8	245.9	44.7	99.0	19.0	27.0
6	ABDULRAHMAN ALMAMI	10945.3	3509.3	5550.5	1463.9	346.4	75.2	130.0	27.0	31.7
9	FARIS BUSHAQRAA	10081.6	3465.8	4198.9	1615.9	623.4	177.5	145.0	51.0	31.5
10	ABDULLAH ALDAWSARI	10397.2	3204.5	4865.3	1429.8	615.3	282.3	125.0	45.0	33.9
11	SAIF ALGAREH	5676.3	1796.0	2712.1	857.8	240.2	70.2	70.0	20.0	28.7
12	MARWAN ALYAMI	10267.4	3483.2	5025.5	1255.8	356.2	146.6	115.0	32.0	33.8
13	AMMAR MAIMANI	10009.6	3868.1	4606.5	967.0	439.5	128.5	91.0	30.0	28.2
17	SHAMAN ALKAHTANI	10577.0	3570.3	4817.4	1470.8	499.1	219.5	120.0	36.0	33.8
18	ABDULLAH ALBATLI	11842.2	3299.9	5903.5	2099.1	488.5	51.1	171.0	35.0	26.9
7	YAHYA ALI	954.6	215.1	458.2	199.9	45.1	36.3	9.0	5.0	30.0
15	HAMED MOHAMMED	1070.7	277.4	499.5	163.1	72.2	58.5	15.0	7.0	30.5
19	ZAID ALBURI	5560.8	2167.7	2283.4	555.0	365.4	189.3	54.0	23.0	32.7
20	HAMAD ALSHAMMARI	1863.2	425.3	833.1	393.4	145.4	66.0	28.0	10.0	30.3


FIFA
U17
WORLD CUP
QATAR 2026