FIFA U17 WORLD CUP QATAR 2026

POST MATCH SUMMARY REPORT

Denmark 0 - 0 Australia

Group C - Match 30
22 November 2026
15:30 Kick Off
Aspire Zone - Pitch 4 - Khaled Salman

22 November 2026 - Aspire Zone - Pitch 4 - Khaled Salman - 15:30

Match Summary - Teams

Denmark

0 – 0

Australia

STARTING

16	GK	Elias MEDINA	
2	DF	Xander POULSEN	89'
4	DF	Noah MADSEN	
6	MF	Hector LUX	56'
8	MF	Frederik VESTERGAARD	33' 45'
9	FW	Elvin MEHICIC	
11	FW	Ekene CHUKWUANI	73'
13	DF	Elias WARMING	
14	FW	Ishaq HOLALAM	80'
18	MF	Julius WICHMANN	63'
19	MF	Noah MANATA	30' 45'

SUBSTITUTES

1	GK	Villads BERTELSEN	
12	GK	Bertram MORGENSTJAERNE	
3	DF	Jakob SORENSEN	80'
5	DF	Magnus DALAGER	63'
7	MF	Viktor BASTRUP	
10	FW	Omran KHATAR	45'
15	FW	Kerim SEJDIC	73'
17	DF	Daryosh POPALZAI	
20	FW	Chukwuemeka OBI	
21	MF	Elias JENSEN	45'

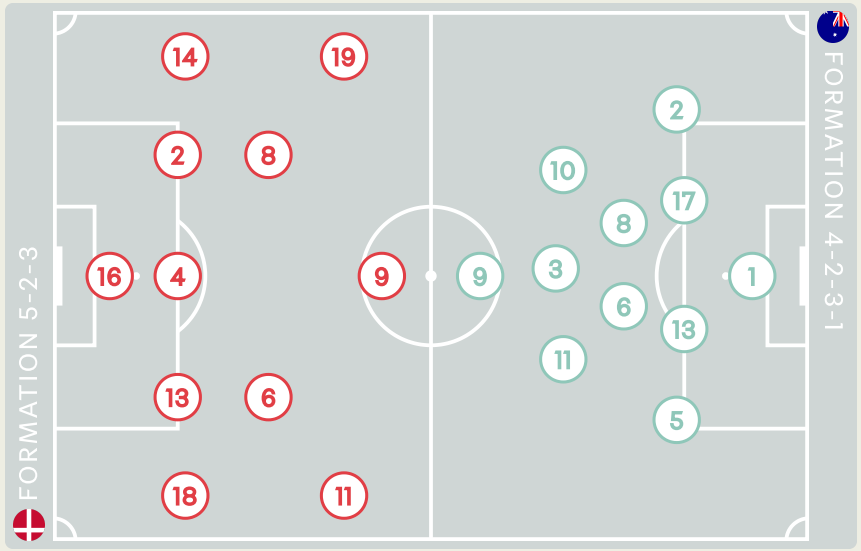

STARTING

Charlie WILSON-PAPPS	GK	1	
Max LYALL-RAJENDRA	DF	2	
90+6' Emmett SHAW	MF	3	
Archie MITCHELL	DF	5	
Besian KUTLESHI	MF	6	
45' Jariyah SHAH	MF	8	
75' Luke BECVINOVSKI	FW	9	
90+6' Akol AKON	FW	10	
61' Max COURT	FW	11	
Callum MCCASKEY	DF	13	
Harrison BOND	DF	17	

SUBSTITUTES

Lachlan ALLEN	GK	12	
Hugo NG	GK	18	
Marcus SAVIC	DF	4	
61' Henrique OLIVEIRA	FW	7	
45' Oli OCARROLL	MF	14	
Emile KATRIB	DF	15	
90+6' Akeem GERALD	FW	16	
90+6' Dionn NIGRO	MF	19	
75' Georgio HASSARATI	FW	20	
Sajjad NASIRI	MF	21	

Distribution in the Final Third

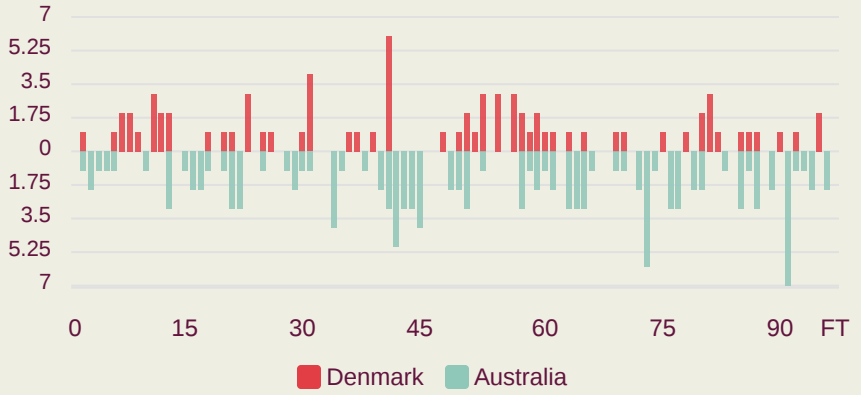

22 November 2026 - Aspire Zone - Pitch 4 - Khaled Salman - 15:30

Match Summary - Key Statistics

Denmark 0 — 0 **Australia**

Possession

Total	30.6%	10.1%	59.3%	Total
0	Goals			0
0.25	xG (Expected Goals)			0.51
6 (2)	Attempts at Goal (On Target)			12 (3)
255 (181)	Total Passes (Complete)			518 (440)
71 %	Pass Completion %			85 %
49	Completed Line Breaks			84
6	Defensive Line Breaks			11
47	Receptions in the Final Third			87
14	Crosses			25
16	Ball Progressions			43
244 (63)	Defensive Pressures Applied (Direct Pressures)			151 (37)
32	Forced Turnovers			45
54	Second Balls			78
116 km	Total Distance Covered			109.3 km
7 km	Zone 4 – Low Speed Sprinting: 20-25 km/h			5.3 km

22 November 2026 - Aspire Zone - Pitch 4 - Khaled Salman - 15:30

Denmark

Phases of Play

Australia

IN POSSESSION

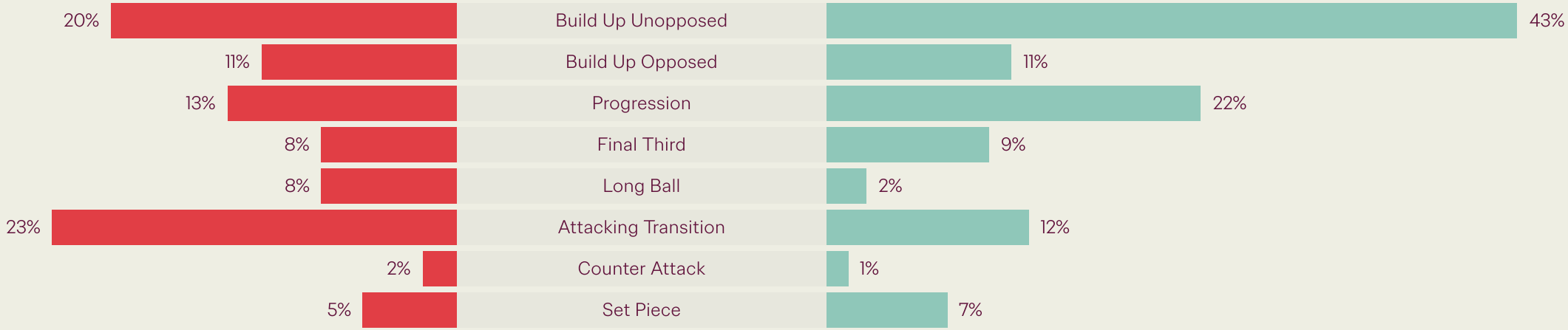

OUT OF POSSESSION



IN POSSESSION



Denmark v Australia

In Possession Line Height & Team Length

Denmark

Build Up Low

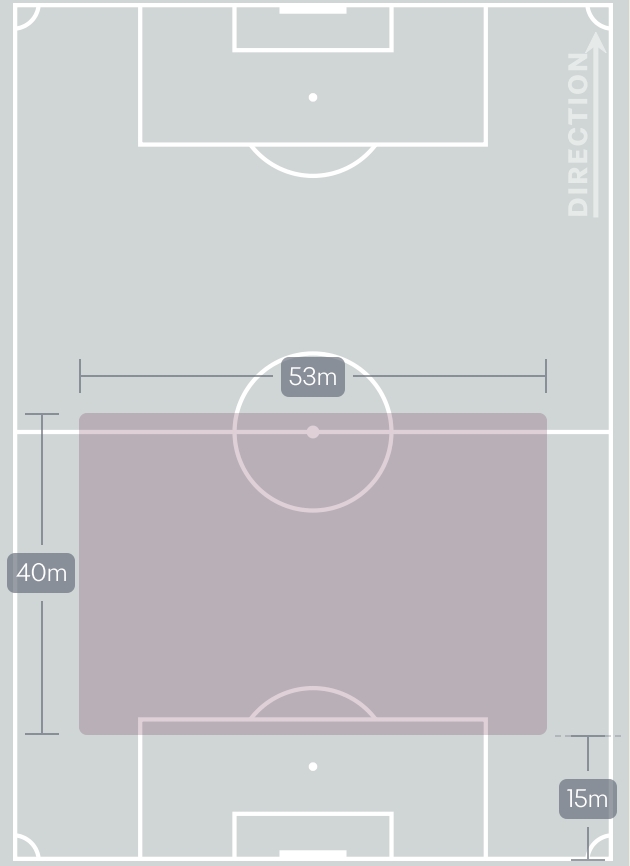

Build Up Mid

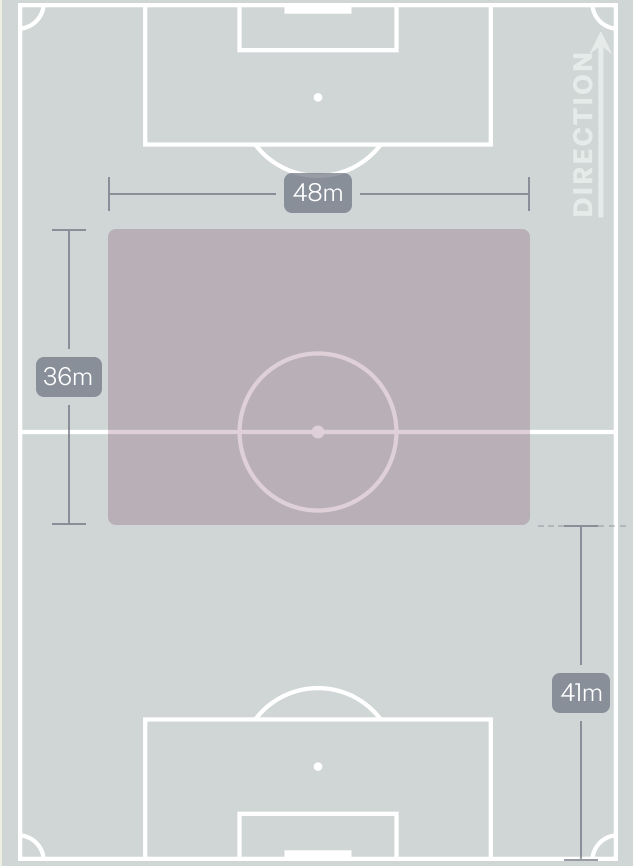

Final Third Phase

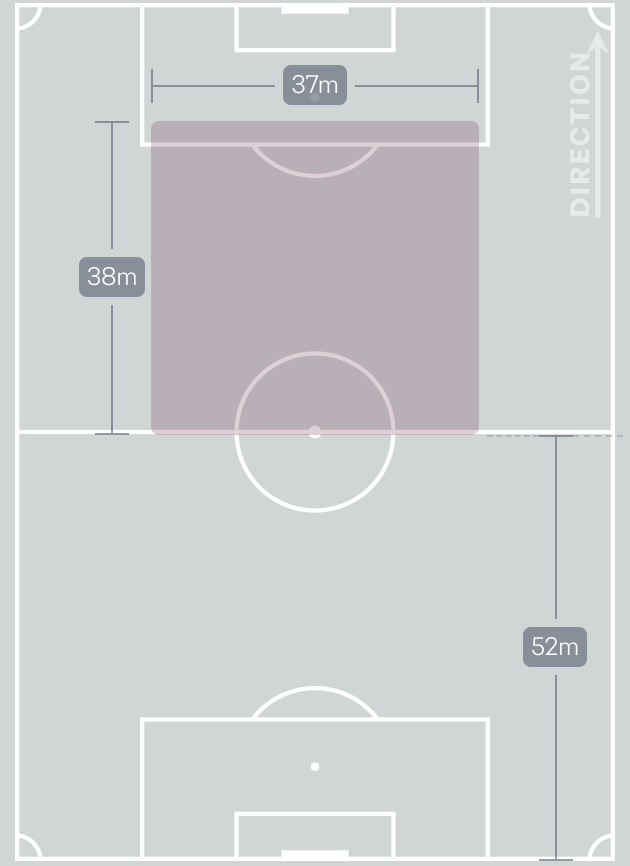

In Possession Line Height & Team Length

Australia

Build Up Low

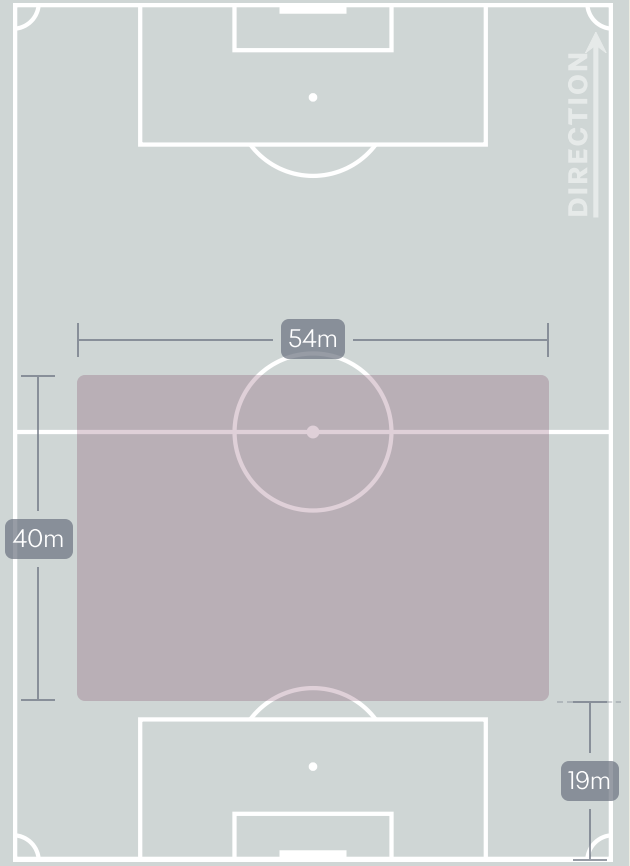

Build Up Mid

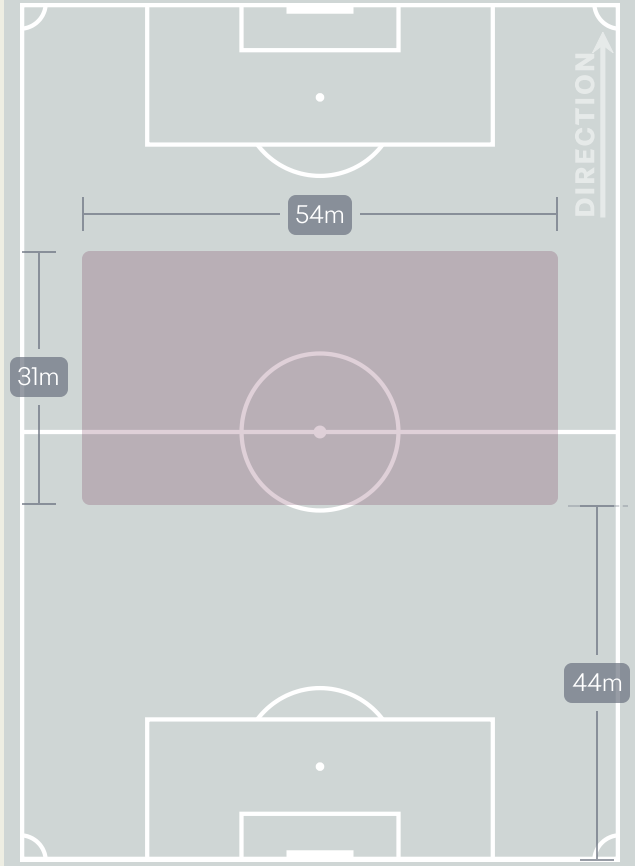

Final Third Phase

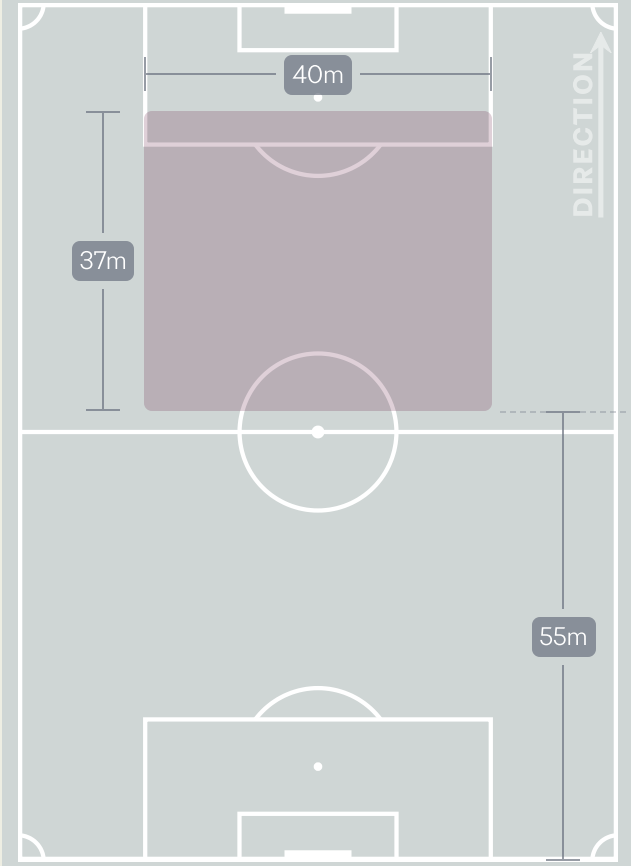

Line Breaks

Denmark

Attempted Line Breaks
96

Attempted	Complete
15	9
18	14
63	26

4 Units

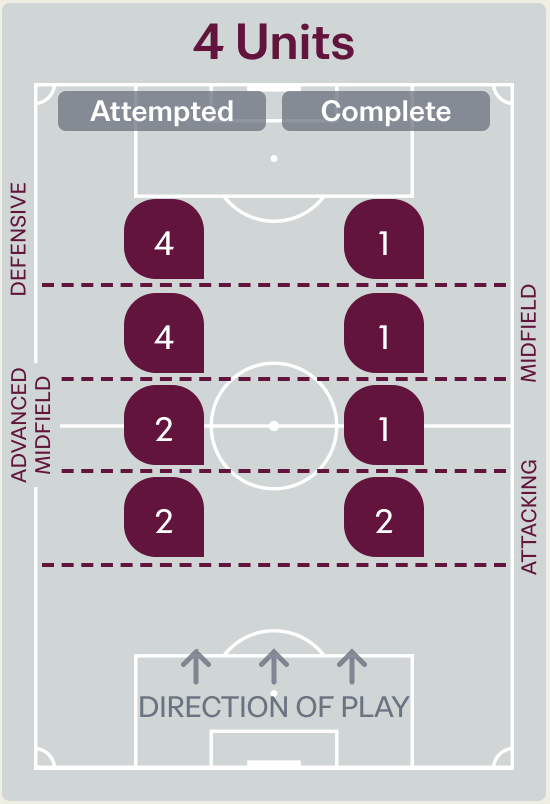

Attempted Line Breaks	12
Inside Shape	8
Outside Shape	4

3 Units

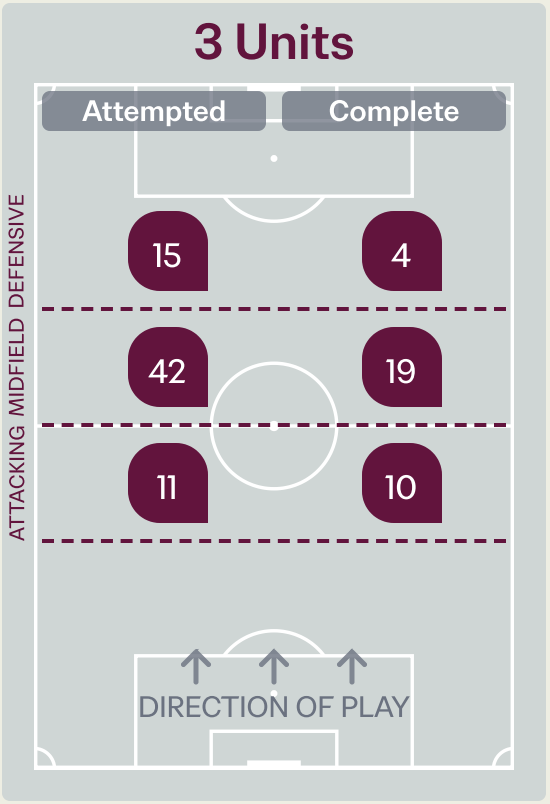

Attempted Line Breaks	68
Inside Shape	52
Outside Shape	16

2 Units

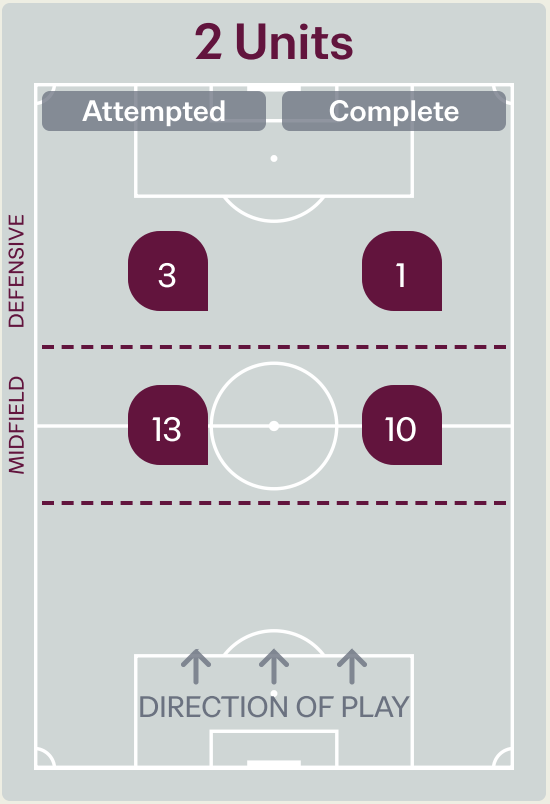

Attempted Line Breaks	16
Inside Shape	9
Outside Shape	7

Line Breaks

Australia

Attempted Line Breaks
137

Attempted	Complete
40	26
49	36
48	22

4 Units

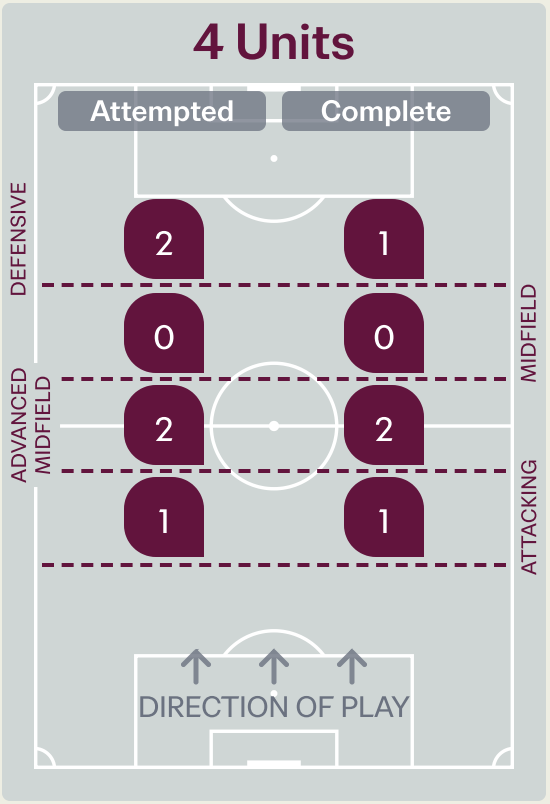

Attempted Line Breaks	5
Inside Shape	1
Outside Shape	4

3 Units

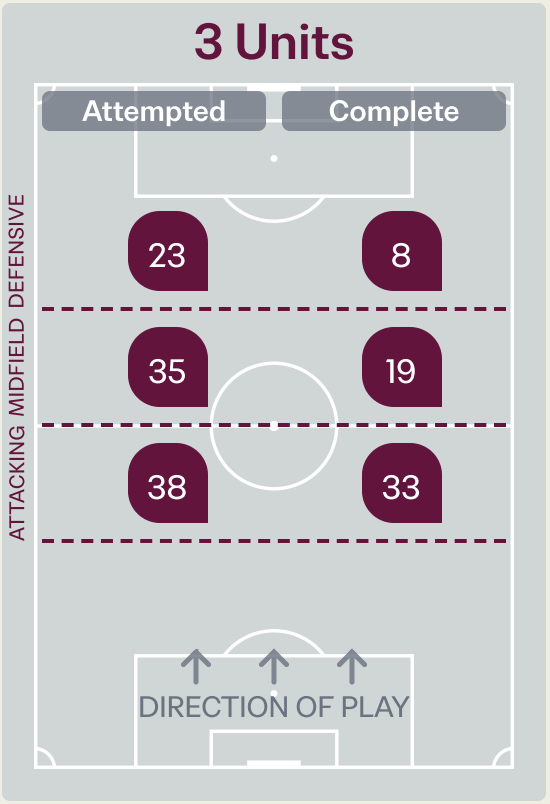

Attempted Line Breaks	96
Inside Shape	62
Outside Shape	34

2 Units

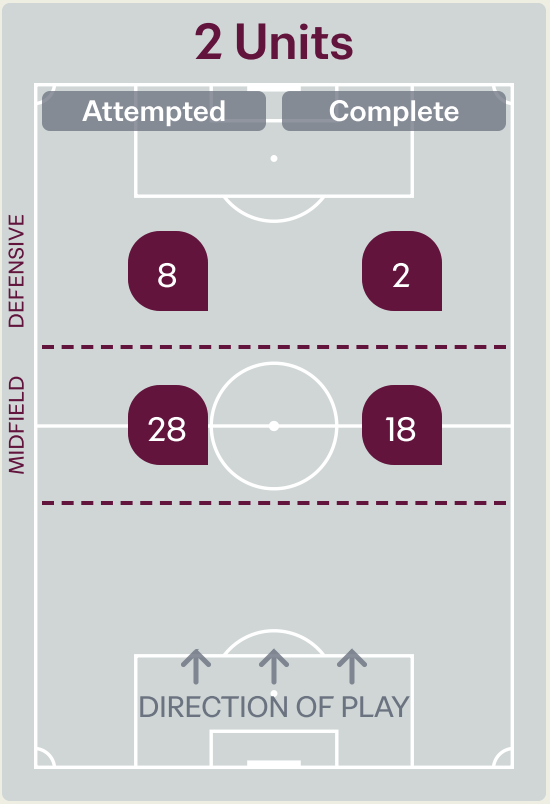

Attempted Line Breaks	36
Inside Shape	25
Outside Shape	11

Line Breaks

Denmark

					4 Units				3 Units			2 Units		Direction			Distribution Type		
#	Player	Line Breaks Attempted	Line Breaks Completed	Line Break Completion %	Attacking Line	Attacking Midfield Line	Midfield Line	Defensive Line	Attacking Line	Midfield Line	Defensive Line	Midfield Line	Defensive Line	Through	Around	Over	Pass	Cross	Ball Progression
16	Elias MEDINA	15	10	67%	0	1	0	0	2	6	1	5	0	0	1	14	15	0	0
2	Xander POULSEN	19	6	32%	0	0	1	0	4	10	3	1	0	0	2	17	19	0	0
4	Noah MADSEN	6	3	50%	0	0	1	0	0	1	1	2	1	0	1	5	6	0	0
6	Hector LUX	6	4	67%	0	0	0	0	1	4	1	0	0	2	1	3	6	0	0
8	Frederik VESTERGAARD	5	3	60%	0	1	0	0	0	1	0	3	0	1	3	1	4	1	0
9	Elvin MEHICIC	1	1	100%	0	0	0	0	0	1	0	0	0	0	0	1	1	0	0
11	Ekene CHUKWUANI	2	0	0%	0	0	0	1	0	1	0	0	0	0	1	1	1	0	1
13	Elias WARMING	9	5	56%	1	0	0	1	2	3	2	0	0	1	2	6	9	0	0
14	Ishaq HOLALAM	6	3	50%	1	0	0	0	1	2	1	0	1	1	1	4	5	1	0
18	Julius WICHMANN	7	4	57%	0	0	1	0	0	2	3	1	0	2	3	2	5	1	1
19	Noah MANATA	3	1	33%	0	0	0	0	0	1	1	0	1	2	0	1	3	0	0
3	Jakob SORENSEN	1	0	0%	0	0	0	0	0	1	0	0	0	0	0	1	1	0	0
5	Magnus DALAGER	7	4	57%	0	0	1	2	1	1	1	1	0	1	3	3	6	0	1
10	Omran KHATAR	3	2	67%	0	0	0	0	0	2	1	0	0	2	0	1	2	0	1
15	Kerim SEJDIC	1	0	0%	0	0	0	0	0	1	0	0	0	1	0	0	1	0	0
21	Elias JENSEN	5	3	60%	0	0	0	0	0	5	0	0	0	2	0	3	5	0	0

Line Breaks

Australia

					4 Units				3 Units			2 Units		Direction			Distribution Type		
#	Player	Line Breaks Attempted	Line Breaks Completed	Line Break Completion %	Attacking Line	Attacking Midfield Line	Midfield Line	Defensive Line	Attacking Line	Midfield Line	Defensive Line	Midfield Line	Defensive Line	Through	Around	Over	Pass	Cross	Ball Progression
1	Charlie WILSON-PAPPS	14	9	64%	1	1	0	1	5	5	1	0	0	2	0	12	14	0	0
2	Max LYALL-RAJENDRA	21	15	71%	0	0	0	0	8	5	2	4	2	2	12	7	20	1	0
3	Emmett SHAW	12	7	58%	0	0	0	1	1	3	4	2	1	3	4	5	11	0	1
5	Archie MITCHELL	9	6	67%	0	1	0	0	1	1	2	4	0	3	5	1	8	1	0
6	Besian KUTLESHI	14	10	71%	0	0	0	0	3	4	1	5	1	6	5	3	14	0	0
8	Jariyah SHAH	4	3	75%	0	0	0	0	1	3	0	0	0	2	2	0	4	0	0
9	Luke BECVINOVSKI	7	2	29%	0	0	0	0	0	1	3	3	0	1	0	6	6	1	0
10	Akol AKON	9	4	44%	0	0	0	0	0	3	4	1	1	4	4	1	6	0	3
11	Max COURT	4	1	25%	0	0	0	0	0	1	2	0	1	1	2	1	2	1	1
13	Callum MCCASKEY	9	7	78%	0	0	0	0	7	0	1	1	0	4	3	2	9	0	0
17	Harrison BOND	24	13	54%	0	0	0	0	11	6	2	5	0	9	7	8	23	0	1
7	Henrique OLIVEIRA	3	1	33%	0	0	0	0	0	1	0	0	2	1	2	0	1	0	2
14	Oli OCARROLL	7	6	86%	0	0	0	0	1	2	1	3	0	2	3	2	6	0	1
16	Akeem GERALD	0	0	0%	0	0	0	0	0	0	0	0	0	0	0	0	0	0	0
19	Dionn NIGRO	0	0	0%	0	0	0	0	0	0	0	0	0	0	0	0	0	0	0
20	Georgio HASSARATI	0	0	0%	0	0	0	0	0	0	0	0	0	0	0	0	0	0	0

Passing Networks

Denmark

#	Passes From ↓ to →	Elias MEDINA	Xander POULSEN	Noah MADSEN	Hector LUX	Frederik VESTERGAARD	Elvin MEHICIC	Ekene CHUKWUANI	Elias WARMING	Ishaq HOLALAM	Julius WICHMANN	Noah MANATA	Jakob SORENSEN	Magnus DALAGER	Omran KHATAR	Kerim SEJDIC	Elias JENSEN
16	Elias MEDINA		6	10	0	1	1	2	4	2	1	1	2	0	0	2	0
2	Xander POULSEN	2		7	3	1	0	0	1	0	1	2	0	0	0	0	1
4	Noah MADSEN	11	8		0	0	0	1	3	0	0	1	1	1	0	0	0
6	Hector LUX	0	0	1		0	2	1	0	0	2	0	0	1	0	0	1
8	Frederik VESTERGAARD	1	1	1	0		1	3	0	0	0	1	0	0	0	0	0
9	Elvin MEHICIC	0	1	0	2	0		0	0	1	1	3	0	0	2	0	0
11	Ekene CHUKWUANI	0	0	0	0	0	3		0	1	0	0	0	0	0	0	0
13	Elias WARMING	4	0	3	0	0	2	1		0	2	0	0	1	0	0	0
14	Ishaq HOLALAM	0	3	1	1	0	1	0	0		0	0	0	0	1	0	0
18	Julius WICHMANN	0	0	1	1	0	2	1	1	0		0	0	0	0	0	0
19	Noah MANATA	0	1	0	1	1	1	0	0	2	0		0	0	0	0	0
3	Jakob SORENSEN	2	1	0	0	0	0	0	0	0	0	0		1	0	0	0
5	Magnus DALAGER	0	0	1	1	0	2	0	0	0	0	0	0		0	3	0
10	Omran KHATAR	0	0	0	0	0	1	0	0	1	0	0	0	0		0	3
15	Kerim SEJDIC	0	0	0	2	0	1	0	0	0	0	0	0	1	1		0
21	Elias JENSEN	0	1	1	0	0	2	2	0	2	0	0	0	0	2	0	

Top 5 Player to Player Passers		
Player	Passed To	% of Total Team Passes
Noah MADSEN	Elias MEDINA	6.5%
Elias MEDINA	Noah MADSEN	5.9%
Noah MADSEN	Xander POULSEN	4.7%
Xander POULSEN	Noah MADSEN	4.1%
Elias MEDINA	Xander POULSEN	3.6%

Passing Networks

Australia

#	Passes From ↓ to →	Charlie WILSON-PAPPS	Max LYALL-RAJENDRA	Emmett SHAW	Archie MITCHELL	Besian KUTLESHI	Jariyah SHAH	Luke BECVINOVSKI	Akol AKON	Max COURT	Callum MCCASKEY	Harrison BOND	Henrique OLIVEIRA	Oli OCARROLL	Akeem GERALD	Dionn NIGRO	Georgio HASSARATI
1	Charlie WILSON-PAPPS		4	4	3	2	0	0	1	2	4	6	0	0	0	0	0
2	Max LYALL-RAJENDRA	2		12	0	4	5	3	12	0	0	16	1	0	1	0	0
3	Emmett SHAW	0	10		3	6	1	0	11	3	1	4	1	1	0	0	0
5	Archie MITCHELL	2	0	1		6	1	0	0	2	8	0	1	0	0	0	0
6	Besian KUTLESHI	2	12	9	4		3	3	12	1	5	10	1	1	0	0	0
8	Jariyah SHAH	0	7	3	0	4		0	1	0	1	5	0	0	0	0	0
9	Luke BECVINOVSKI	0	0	2	0	1	0		2	1	0	0	1	0	0	0	0
10	Akol AKON	0	4	2	0	5	3	2		1	3	5	1	2	0	0	0
11	Max COURT	0	0	0	2	0	0	0	0		0	0	0	0	0	0	0
13	Callum MCCASKEY	2	0	4	4	13	3	1	0	0		31	0	0	0	0	0
17	Harrison BOND	3	22	5	0	13	7	1	2	1	27		0	1	0	0	0
7	Henrique OLIVEIRA	0	0	0	1	1	0	0	2	0	0	0		0	0	0	0
14	Oli OCARROLL	0	0	4	1	4	0	0	0	0	0	0	3		0	0	0
16	Akeem GERALD	0	0	0	0	0	0	0	0	0	0	0	0	1		0	0
19	Dionn NIGRO	0	0	0	0	0	0	0	0	0	0	0	0	0	0		0
20	Georgio HASSARATI	0	0	0	0	0	0	0	0	0	0	0	0	0	0	0	

Top 5 Player to Player Passers		
Player	Passed To	% of Total Team Passes
Callum MCCASKEY	Harrison BOND	7.3%
Harrison BOND	Callum MCCASKEY	6.4%
Harrison BOND	Max LYALL-RAJENDRA	5.2%
Max LYALL-RAJENDRA	Harrison BOND	3.8%
Callum MCCASKEY	Besian KUTLESHI	3.1%

Attempts at Goal

Denmark

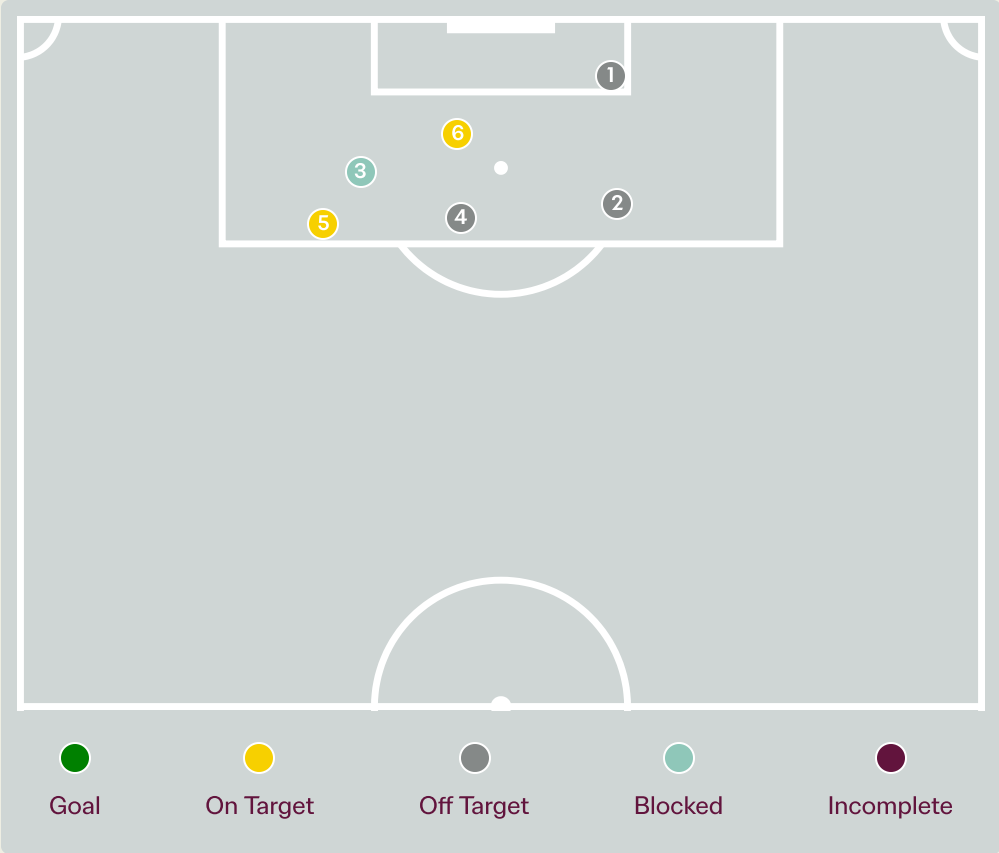

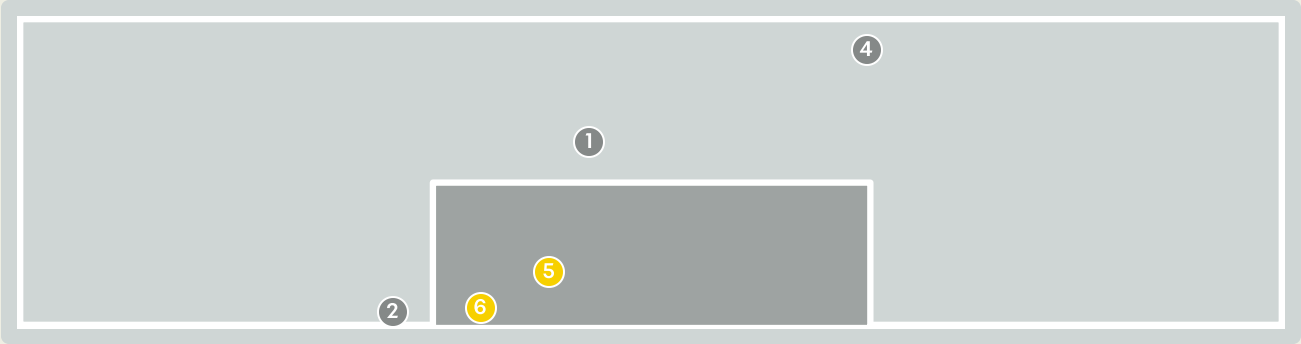

Key	Outcome	Shots
	Goals	0
	On Target	2
	Off Target	3
	Blocked	1
	Incomplete	0

Attempts at Goal

Denmark

Time	Player	Outcome	Body Part	Delivery Type
8	9 Elvin MEHICIC	Off Target	Head	Corner
9	9 Elvin MEHICIC	Off Target	Right Foot	Pass
39	9 Elvin MEHICIC	Incomplete - Blocked	Right Foot	Pass
52	21 Elias JENSEN	Off Target	Right Foot	Loose Ball
54	14 Ishaq HOLALAM	On Target - Saved	Left Foot	Pass
82	15 Kerim SEJDIC	On Target - Saved	Left Foot	Other

Attempts at Goal

Australia

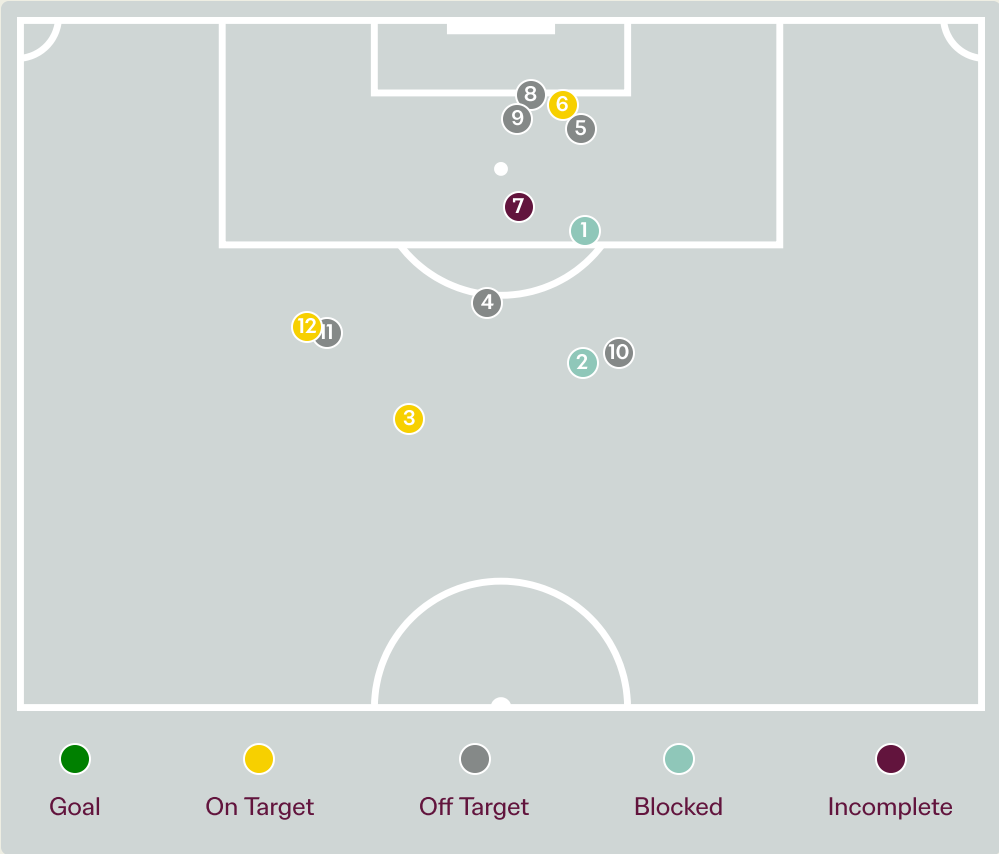



Key	Outcome	Shots
	Goals	0
	On Target	3
	Off Target	6
	Blocked	2
	Incomplete	1

Attempts at Goal

Australia

Time	Player	Outcome	Body Part	Delivery Type
15	8 Jariyah SHAH	Incomplete - Blocked	Right Foot	Loose Ball
53	2 Max LYALL-RAJENDRA	Incomplete - Blocked	Left Foot	Loose Ball
56	3 Emmett SHAW	On Target - Saved	Right Foot	Freekick
68	10 Akol AKON	Off Target	Right Foot	Freekick
74	3 Emmett SHAW	Off Target	Head	Cross
77	17 Harrison BOND	On Target - Saved	Head	Corner
79	13 Callum MCCASKEY	Incomplete	Right Foot	Cross
79	20 Georgio HASSARATI	Off Target - Saved	Right Foot	Loose Ball
79	3 Emmett SHAW	Deflected Off Target - Defensive Event	Right Foot	Loose Ball
80	14 Oli OCARROLL	Off Target	Left Foot	Pass
89	6 Besian KUTLESHI	Off Target	Right Foot	Pass
93	10 Akol AKON	On Target - Saved	Right Foot	Ball Progression

Crosses (Open Play)

Denmark

Cross Locations

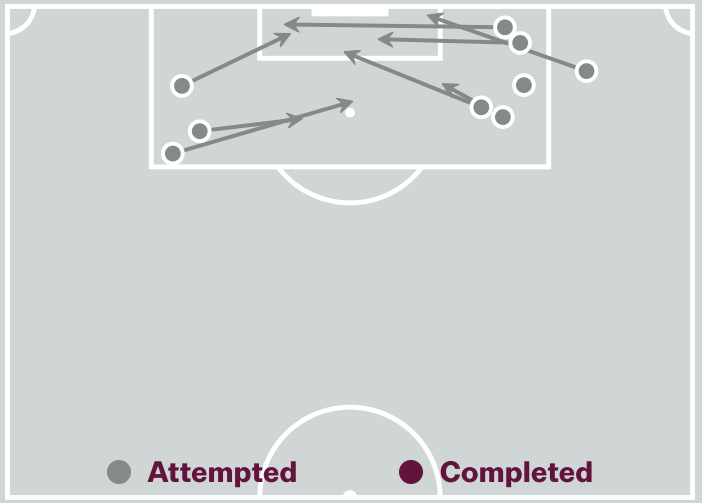

Delivery Type

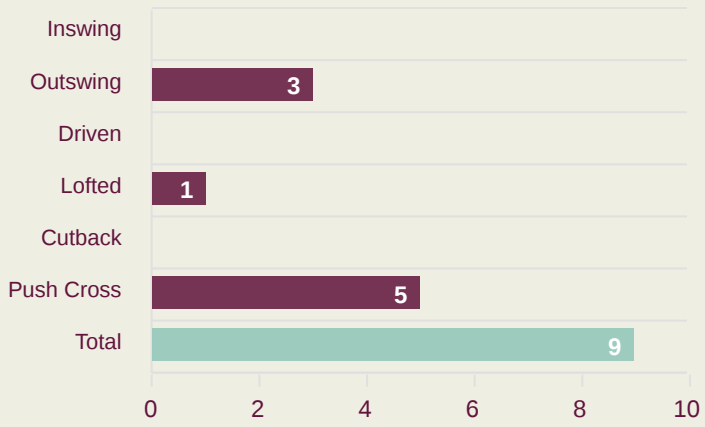

Cross Zones

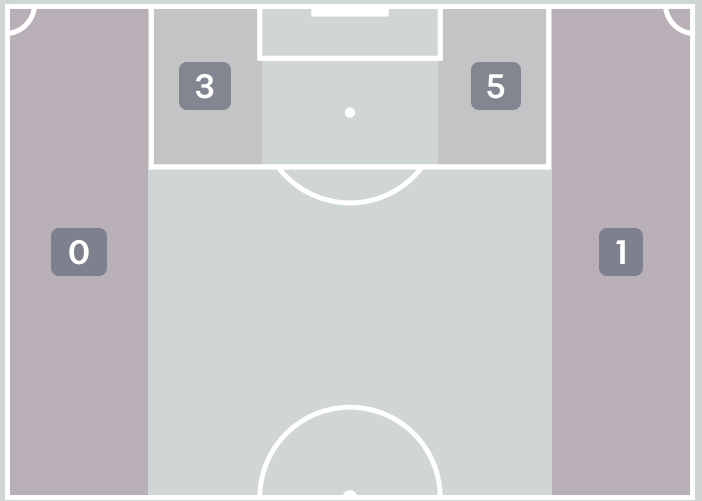

Attempted

9

Completed

0

Most Crosses Attempted

3

Elvin MEHICIC
CENTRE FORWARD

#	Player	Inswing	Outswing	Driven	Lofted	Cutback	Push Cross	Total Attempted
16	Elias MEDINA	0	0	0	0	0	0	0
2	Xander POULSEN	0	0	0	0	0	0	0
4	Noah MADSEN	0	0	0	0	0	0	0
6	Hector LUX	0	0	0	0	0	0	0
8	Frederik VESTERGAARD	0	0	0	0	0	0	0
9	Elvin MEHICIC	0	1	0	1	0	1	3
11	Ekene CHUKWUANI	0	1	0	0	0	0	1
13	Elias WARMING	0	0	0	0	0	0	0
14	Ishaq HOLALAM	0	1	0	0	0	2	3
18	Julius WICHMANN	0	0	0	0	0	2	2
19	Noah MANATA	0	0	0	0	0	0	0
3	Jakob SORENSEN	0	0	0	0	0	0	0
5	Magnus DALAGER	0	0	0	0	0	0	0
10	Omran KHATAR	0	0	0	0	0	0	0
15	Kerim SEJDIC	0	0	0	0	0	0	0
21	Elias JENSEN	0	0	0	0	0	0	0

Crosses (Open Play)

Australia

Cross Locations

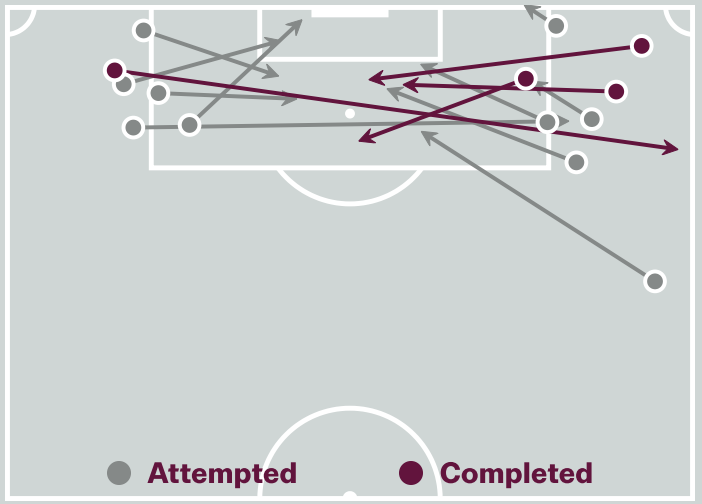

Delivery Type

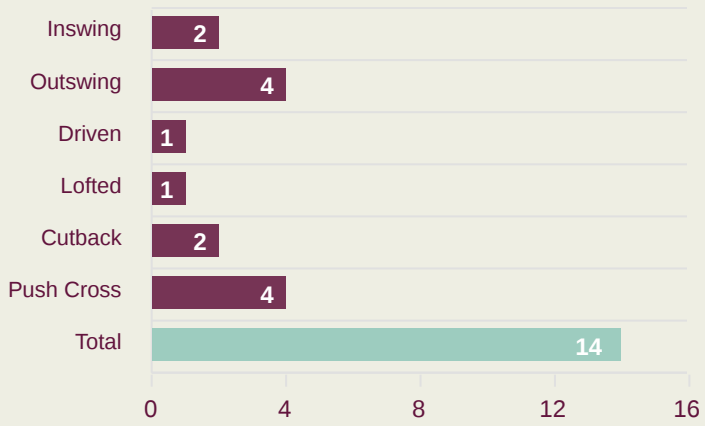

Cross Zones

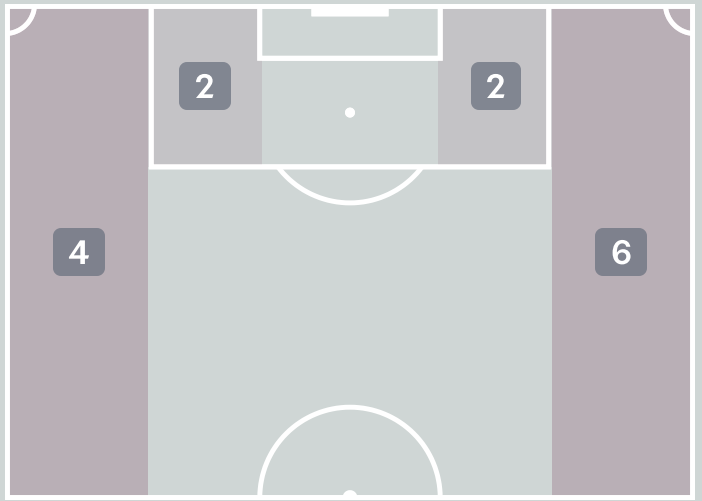

Attempted

14

Completed

4

Most Crosses Attempted

3

Max LYALL-RAJENDRA

RIGHT BACK

#	Player	Inswing	Outswing	Driven	Lofted	Cutback	Push Cross	Total Attempted
1	Charlie WILSON-PAPPS	0	0	0	0	0	0	0
2	Max LYALL-RAJENDRA	0	1	0	1	0	1	3
3	Emmett SHAW	0	0	0	0	0	0	0
5	Archie MITCHELL	0	2	0	0	0	0	2
6	Besian KUTLESHI	0	0	0	0	0	0	0
8	Jariyah SHAH	0	0	0	0	0	0	0
9	Luke BECVINOVSKI	1	0	0	0	0	1	2
10	Akol AKON	0	0	0	0	0	1	1
11	Max COURT	1	0	0	0	1	1	3
13	Callum MCCASKEY	0	0	1	0	0	0	1
17	Harrison BOND	0	0	0	0	0	0	0
7	Henrique OLIVEIRA	0	1	0	0	1	0	2
14	Oli OCARROLL	0	0	0	0	0	0	0
16	Akeem GERALD	0	0	0	0	0	0	0
19	Dionn NIGRO	0	0	0	0	0	0	0
20	Georgio HASSARATI	0	0	0	0	0	0	0

Offering to Receive

Denmark

100
Total Offers Made

41
Total Offers Received

Most Offers
22
Hector LUX
RIGHT CENTRE MIDFIELD

36
Offers Made in Final Third

31
Offers Made in Middle Third

33
Offers Made in Defensive Third

Offers Made Inside Shape

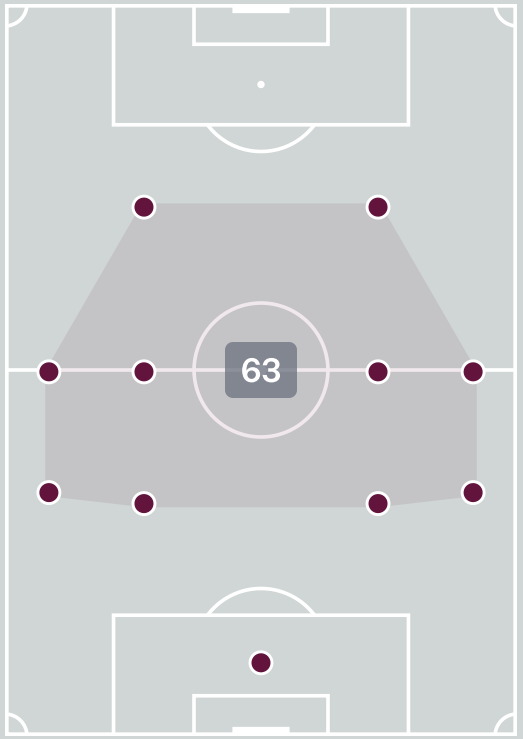

Offers Made Outside Shape

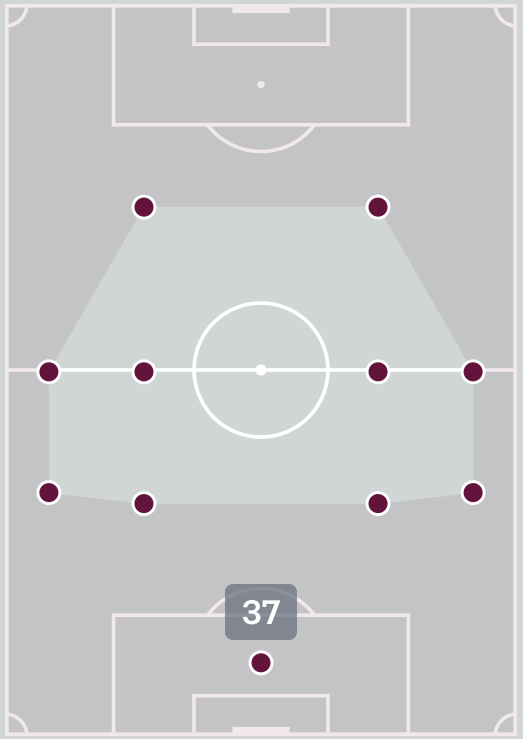

#	Player	Offers Made	Offers Received	% Made & Received
16	Elias MEDINA	3	1	33.3%
2	Xander POULSEN	1	1	100%
4	Noah MADSEN	10	5	50%
6	Hector LUX	22	6	27.3%
8	Frederik VESTERGAARD	5	2	40%
9	Elvin MEHICIC	11	8	72.7%
11	Ekene CHUKWUANI	0	0	0%
13	Elias WARMING	7	4	57.1%
14	Ishaq HOLALAM	5	2	40%
18	Julius WICHMANN	3	1	33.3%
19	Noah MANATA	16	5	31.2%
3	Jakob SORENSEN	2	1	50%
5	Magnus DALAGER	2	0	0%
10	Omran KHATAR	7	2	28.6%
15	Kerim SEJDIC	1	1	100%
21	Elias JENSEN	5	2	40%

Offering to Receive

Australia

351
Total Offers Made

115
Total Offers Received

Most Offers
66
Besian KUTLESHI
DEFENSIVE MIDFIELD CENTRE LEFT

120
Offers Made in Final Third

192
Offers Made in Middle Third

39
Offers Made in Defensive Third

Offers Made Inside Shape

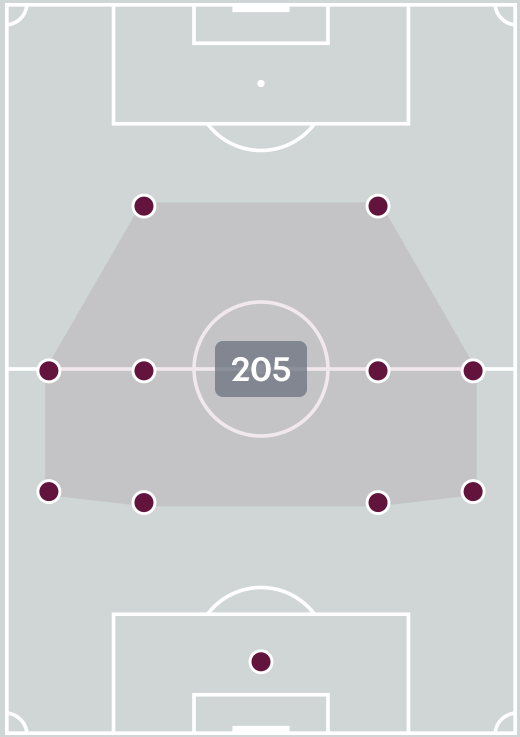

Offers Made Outside Shape

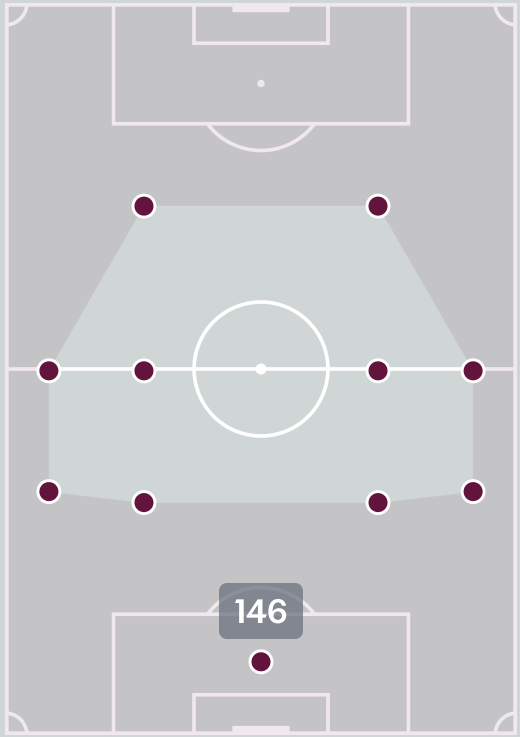

#	Player	Offers Made	Offers Received	% Made & Received
1	Charlie WILSON-PAPPS	1	1	100%
2	Max LYALL-RAJENDRA	11	3	27.3%
3	Emmett SHAW	60	25	41.7%
5	Archie MITCHELL	20	7	35%
6	Besian KUTLESHI	66	35	53%
8	Jariyah SHAH	19	6	31.6%
9	Luke BECVINOVSKI	51	6	11.8%
10	Akol AKON	42	15	35.7%
11	Max COURT	21	2	9.5%
13	Callum MCCASKEY	1	0	0%
17	Harrison BOND	11	7	63.6%
7	Henrique OLIVEIRA	19	5	26.3%
14	Oli OCARROLL	21	2	9.5%
16	Akeem GERALD	1	1	100%
19	Dionn NIGRO	2	0	0%
20	Georgio HASSARATI	5	0	0%

Movement to Receive

Denmark

Movement Types by Phase

Final Third Phase

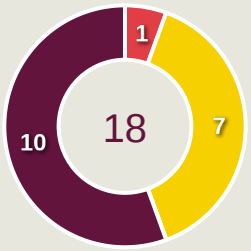

Progression Phase

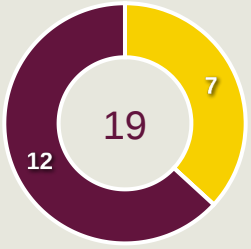

Build Up Phase

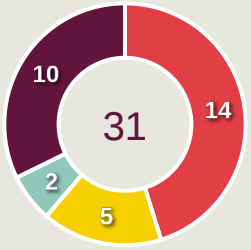

All Movement Types

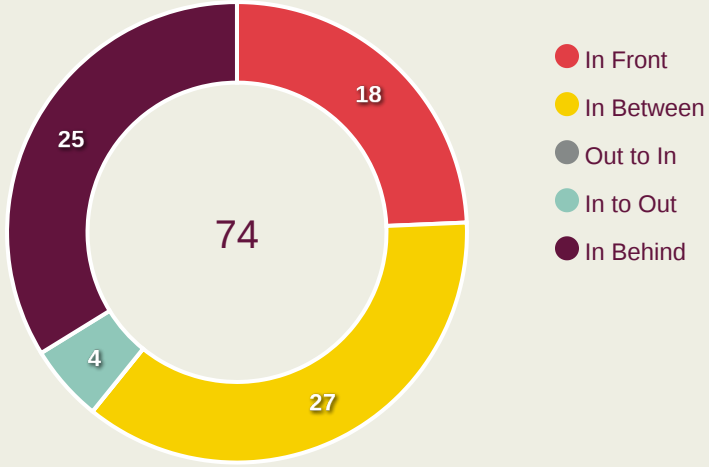

Top Ranked Players

Type	Player	Movements
In Front	6 Hector LUX	8
In Between	6 Hector LUX	7
Out to In	16 Elias MEDINA	0
In to Out	6 Hector LUX	1
In Behind	19 Noah MANATA	7

Movement Types Pitch Third

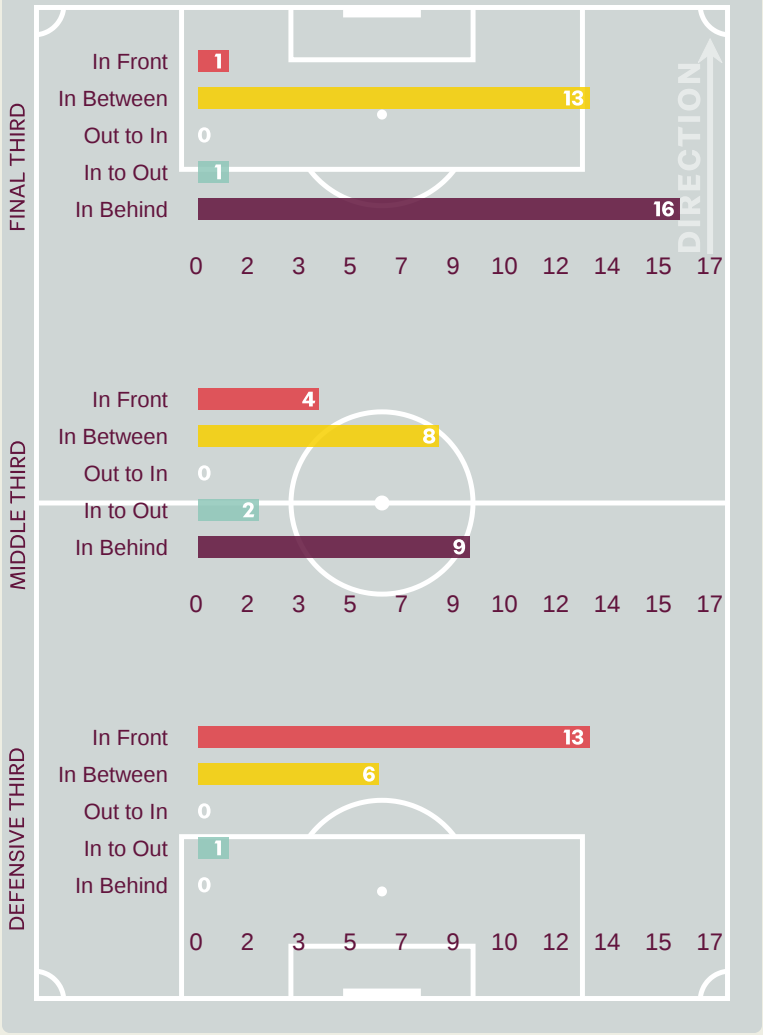

Movement to Receive

Australia

Movement Types by Phase

Final Third Phase

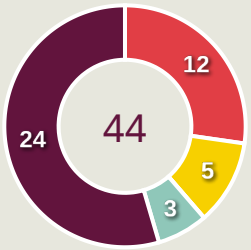

Progression Phase

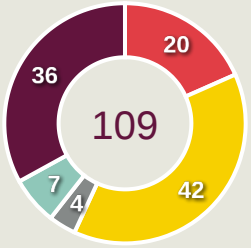

Build Up Phase

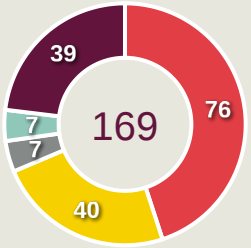

All Movement Types

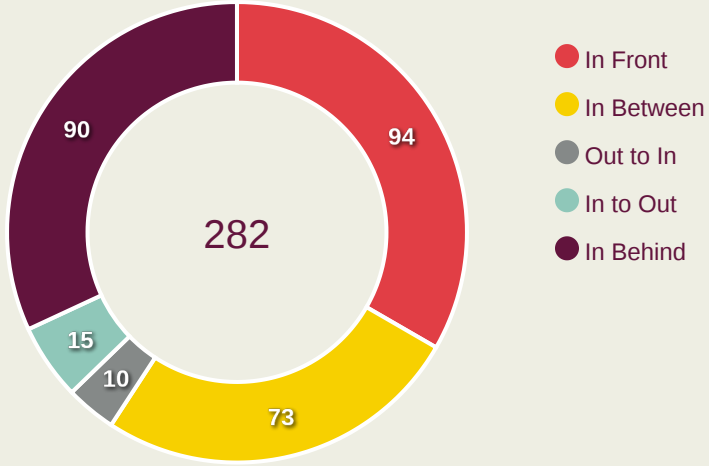

Top Ranked Players

Type	Player	Movements
In Front	6 Besian KUTLESHI	44
In Between	3 Emmett SHAW	18
Out to In	10 Akol AKON	3
In to Out	3 Emmett SHAW	8
In Behind	9 Luke BECVINOVSKI	26

Movement Types Pitch Third

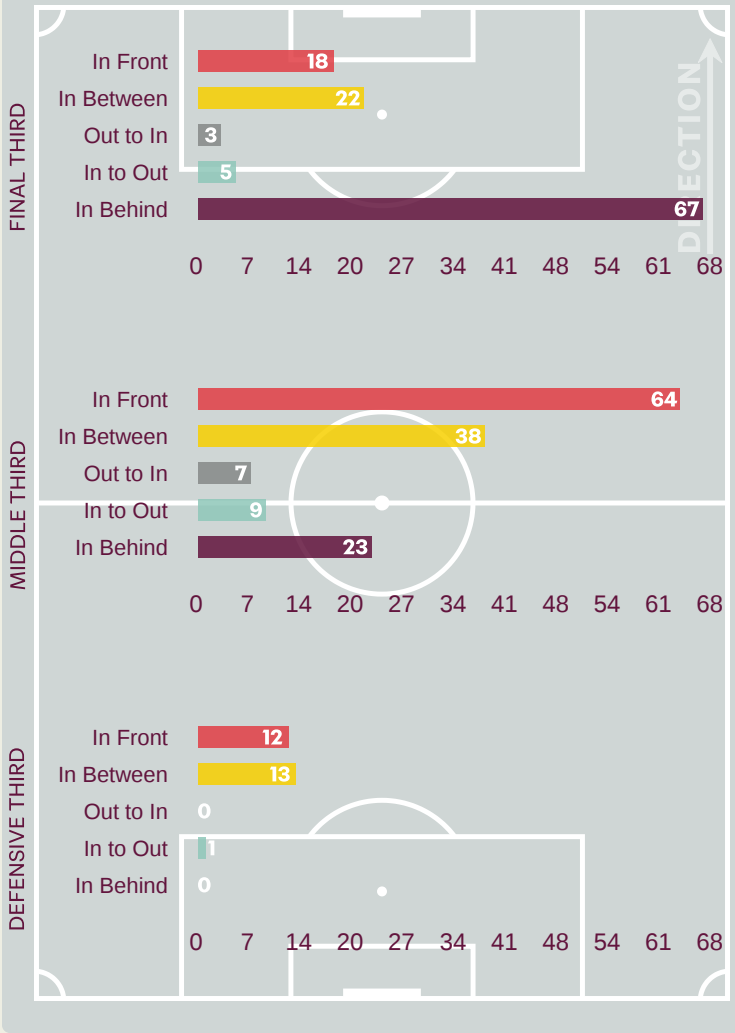

OUT OF POSSESSION



Denmark v Australia

Defensive Actions

Denmark

32	56	14	46	1.64
Forced Turnovers	Possession Regained	Interceptions	Tackles	Possession Actions / Defensive Action

Forced Turnovers

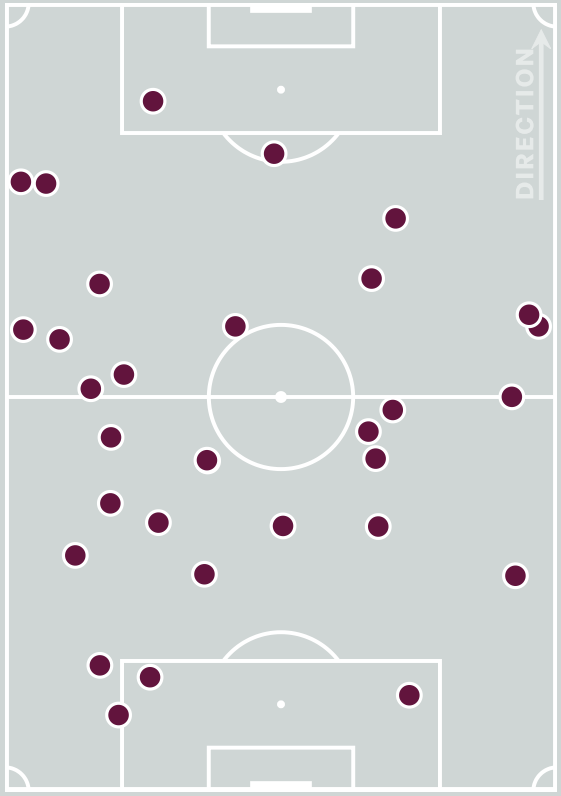

Possession Regain

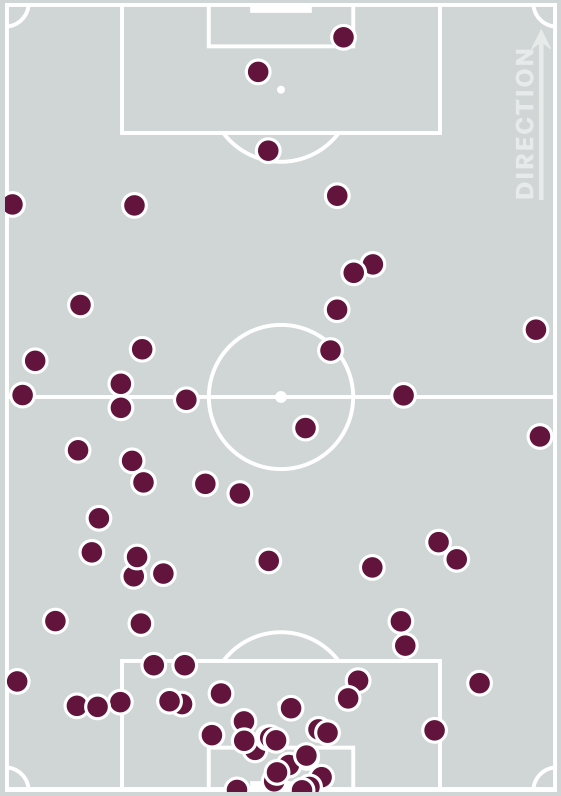

Blocks

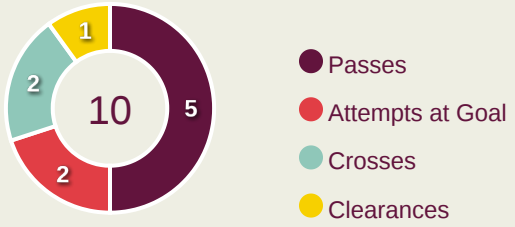

Possession Contests

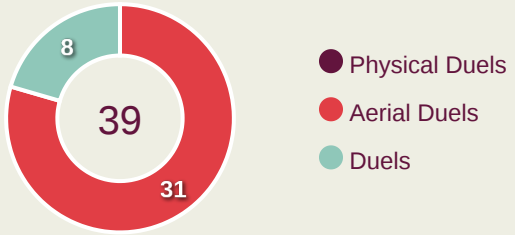

Most Possession Regains

16

Elias MEDINA

GOALKEEPER

#	Player	Total Possession Regains
16	Elias MEDINA	16
2	Xander POULSEN	5
4	Noah MADSEN	2
6	Hector LUX	2
8	Frederik VESTERGAARD	2
9	Elvin MEHICIC	1
11	Ekene CHUKWUANI	1
13	Elias WARMING	7
14	Ishaq HOLALAM	4
18	Julius WICHMANN	2
19	Noah MANATA	3
3	Jakob SORENSEN	1
5	Magnus DALAGER	1
10	Omran KHATAR	2
15	Kerim SEJDIC	2
21	Elias JENSEN	5

Defensive Actions

Australia

45	47	7	18	6.04
Forced Turnovers	Possession Regained	Interceptions	Tackles	Possession Actions / Defensive Action

Forced Turnovers

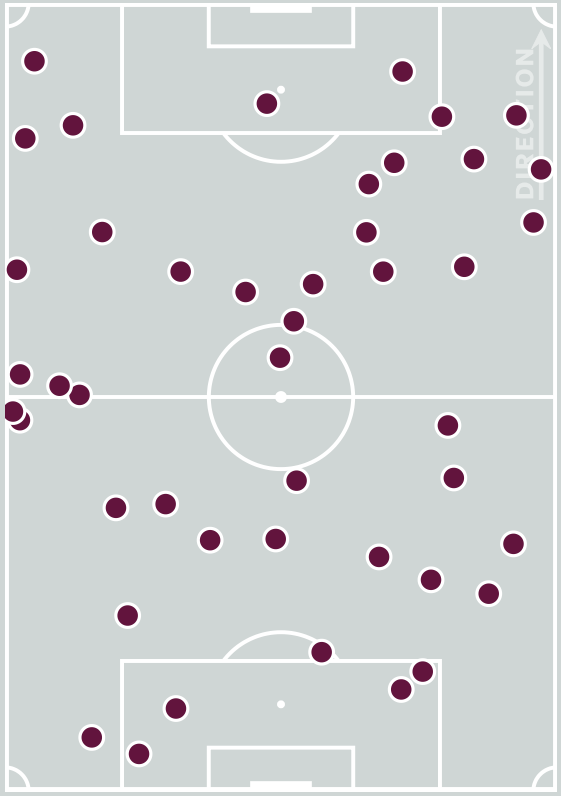

Possession Regain

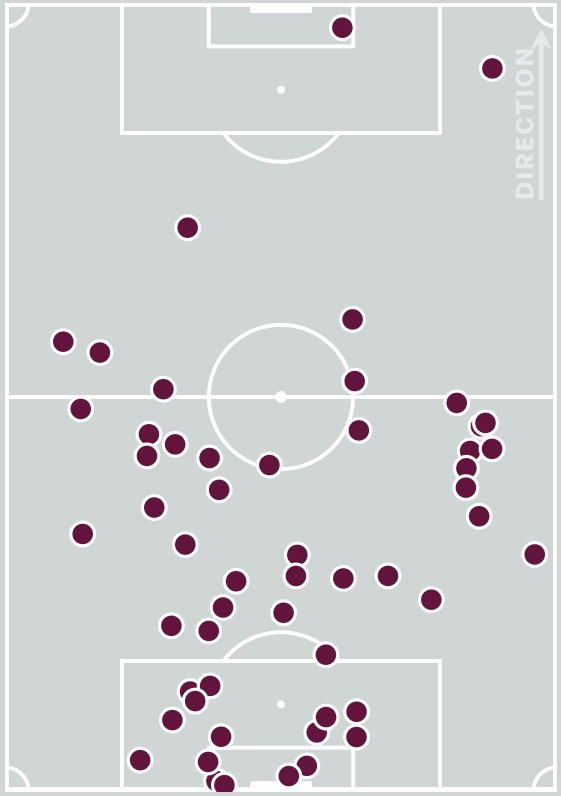

Blocks

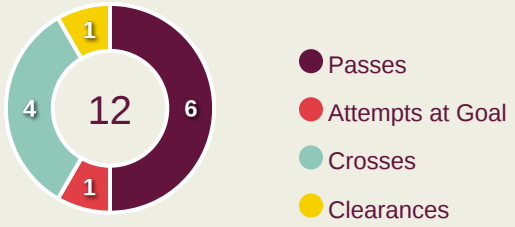

Possession Contests

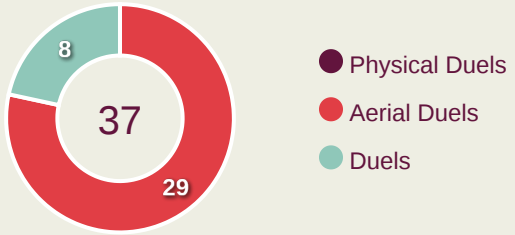

Most Possession Regains

12

Harrison BOND

RIGHT CENTRE BACK

#	Player	Total Possession Regains
1	Charlie WILSON-PAPPS	9
2	Max LYALL-RAJENDRA	3
3	Emmett SHAW	0
5	Archie MITCHELL	8
6	Besian KUTLESHI	6
8	Jariyah SHAH	0
9	Luke BECVINOVSKI	0
10	Akol AKON	2
11	Max COURT	1
13	Callum MCCASKEY	4
17	Harrison BOND	12
7	Henrique OLIVEIRA	0
14	Oli OCARROLL	2
16	Akeem GERALD	0
19	Dionn NIGRO	0
20	Georgio HASSARATI	0

Defensive Line Height & Team Length

Denmark

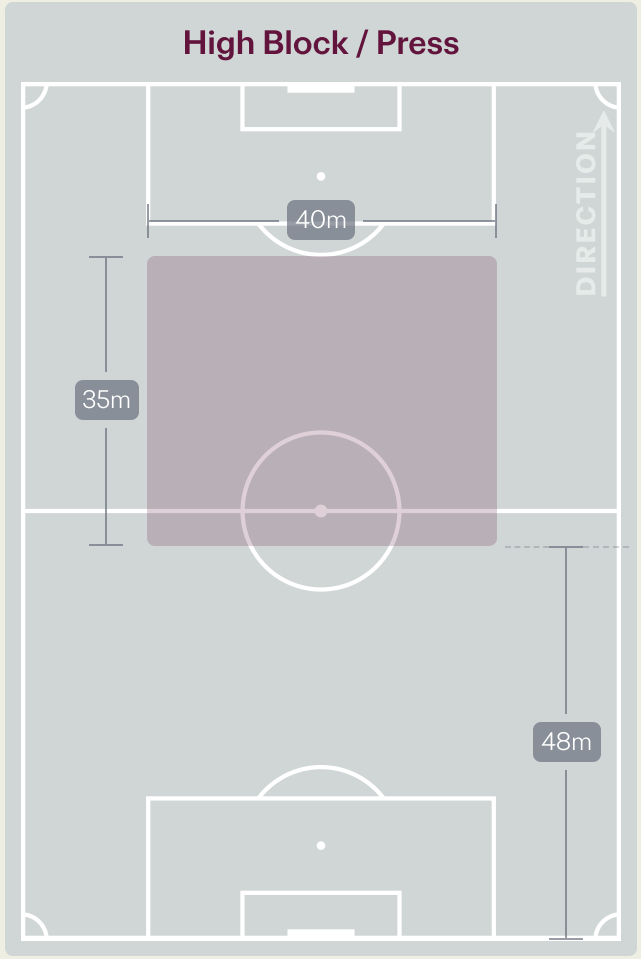

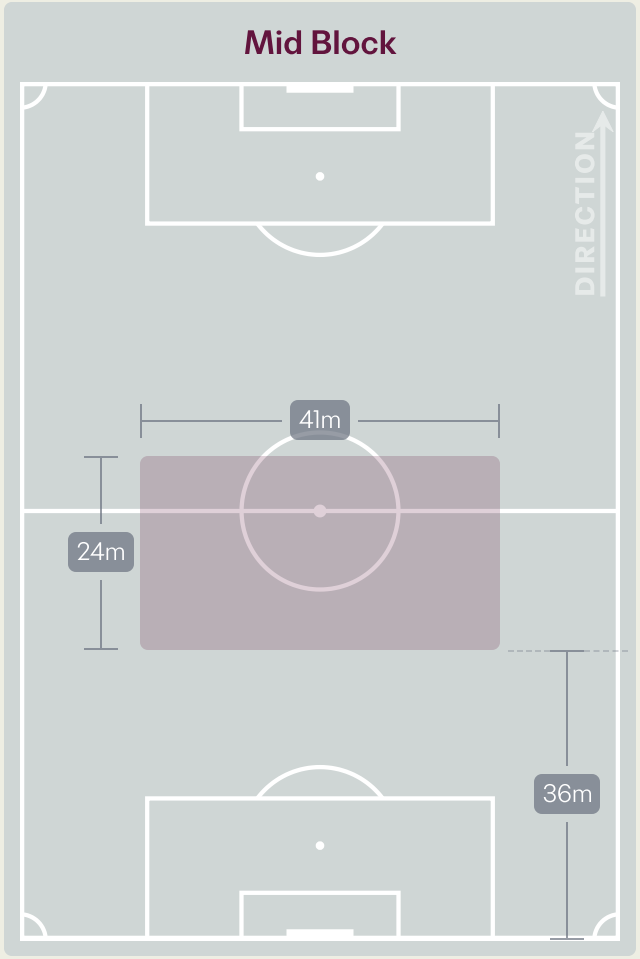

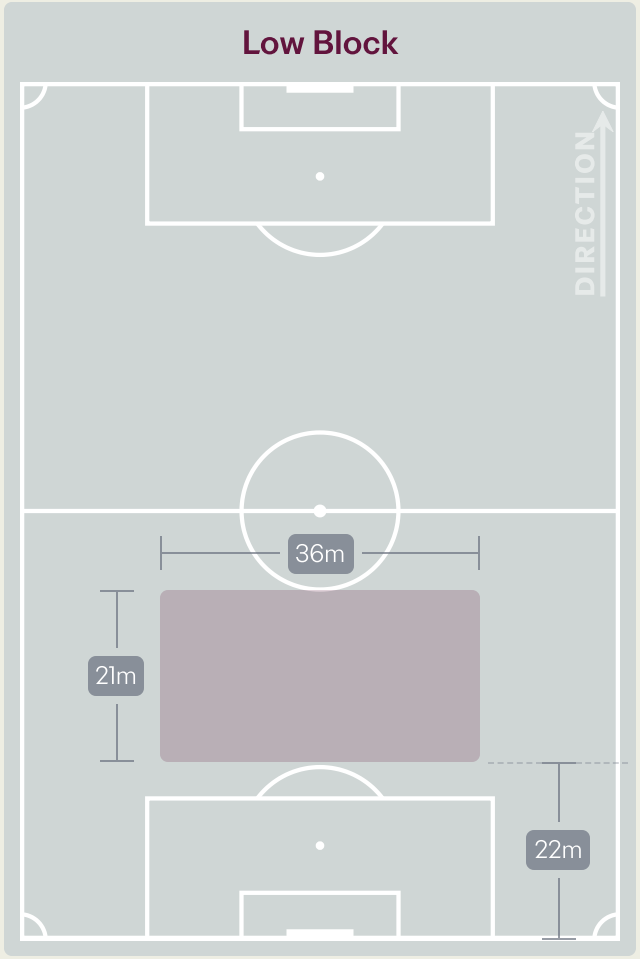

Defensive Line Height & Team Length

Australia

High Block / Press

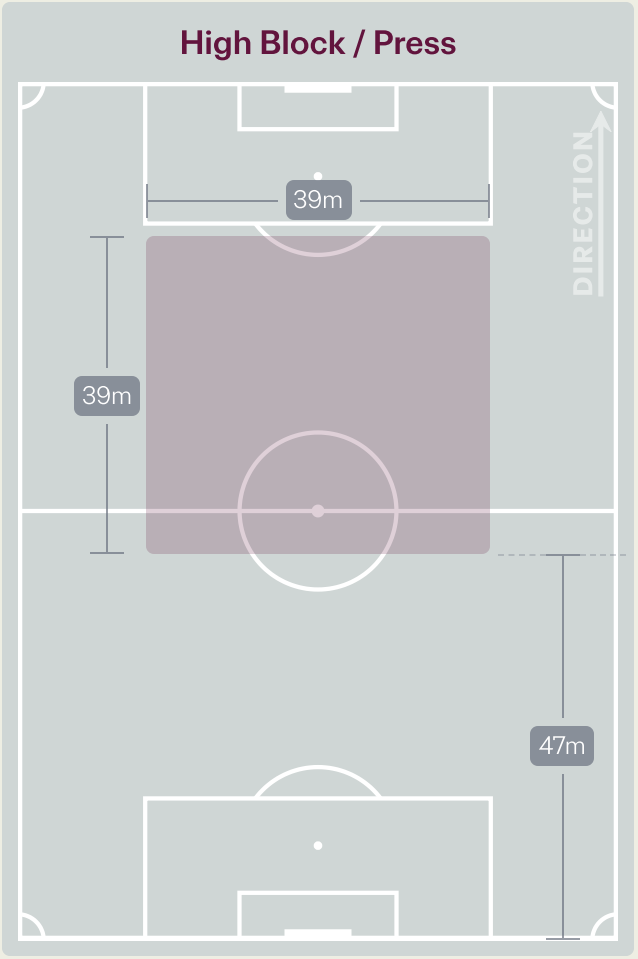

Mid Block

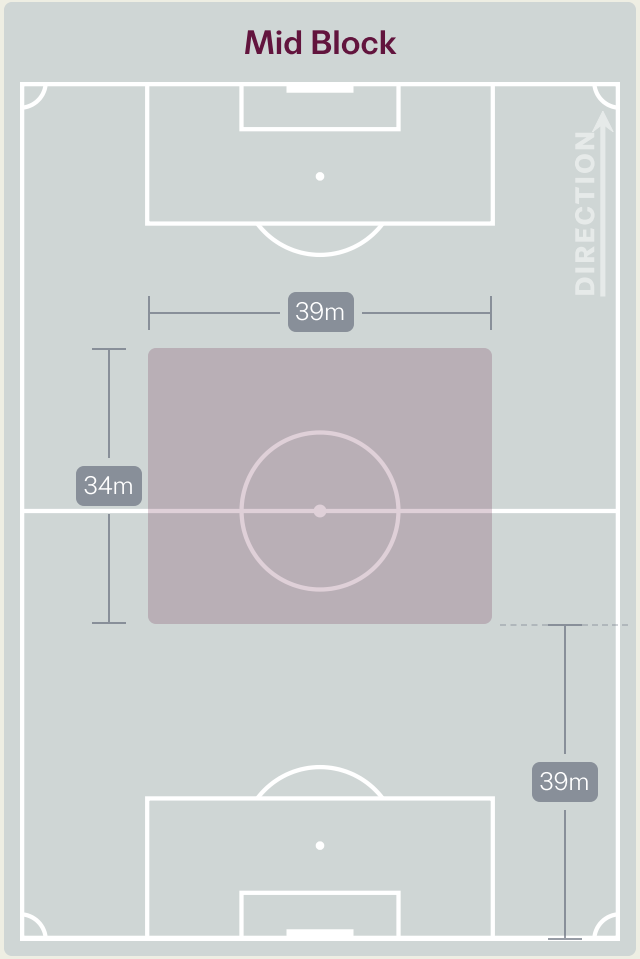

Low Block

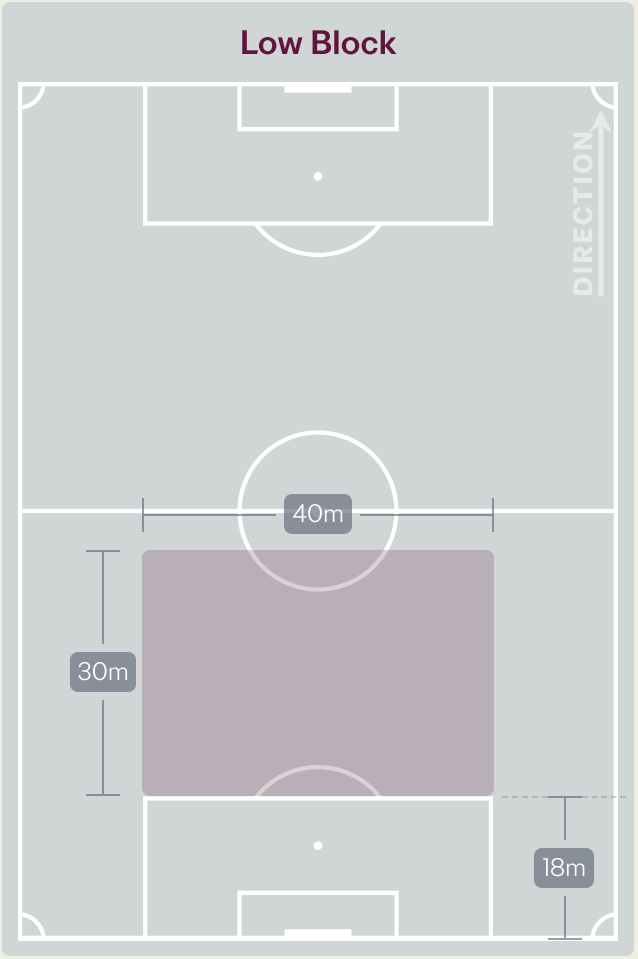

22 November 2026 - Aspire Zone - Pitch 4 - Khaled Salman - 15:30

Defensive Pressure

Denmark



Denmark		Australia
244	Total Pressures	151
63	Direct Pressures	37
1.45s	Avg Pressure Duration	1.75s
32	Forced Turnovers	45
14.37s	Ball Recovery Time	10.64s
121	Pushing on into Pressing	51
259	Pushing on	88
41	Pressing Direction Inside	32
135	Pressing Direction Outside	87

Most Direct Pressures

11

Hector LUX

RIGHT CENTRE MIDFIELD

Most Direct Pressures

9

Archie MITCHELL

LEFT BACK

Australia

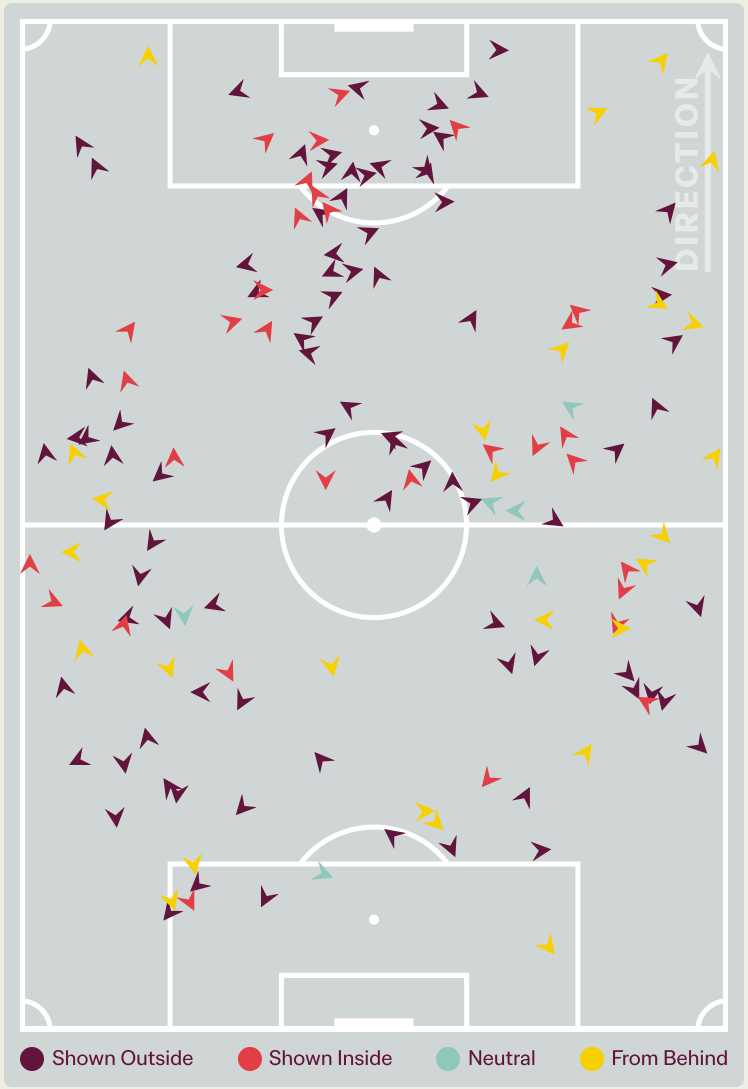

FIFA U17 WORLD CUP QATAR 2026

GOALKEEPING



Denmark v Australia

Goalkeeping Involvement

Denmark

Denmark GK Involvement Timeline

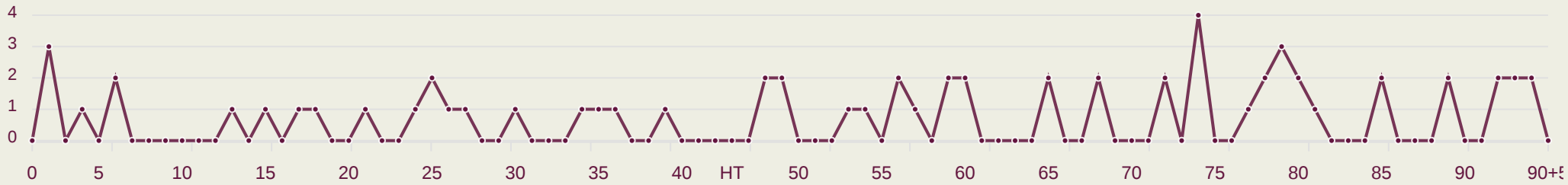

63

Total Involvements

Australia

Australia GK Involvement Timeline

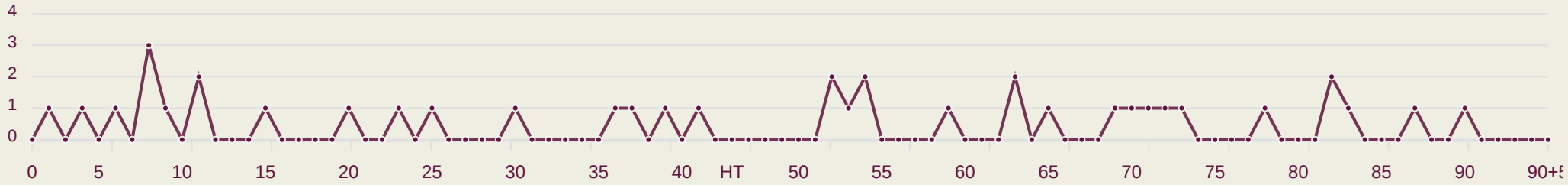

39

Total Involvements

Goalkeeping Distribution

Denmark

Kick from Feet

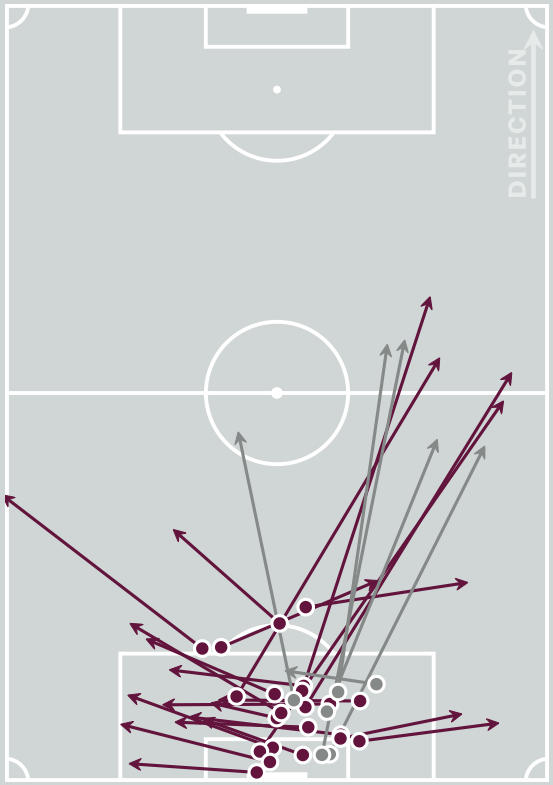

Complete Incomplete

- Play Onto
- Play Into
- Play Around
- Play Through
- Play Beyond
- Other

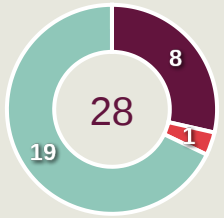

Kick from Hands

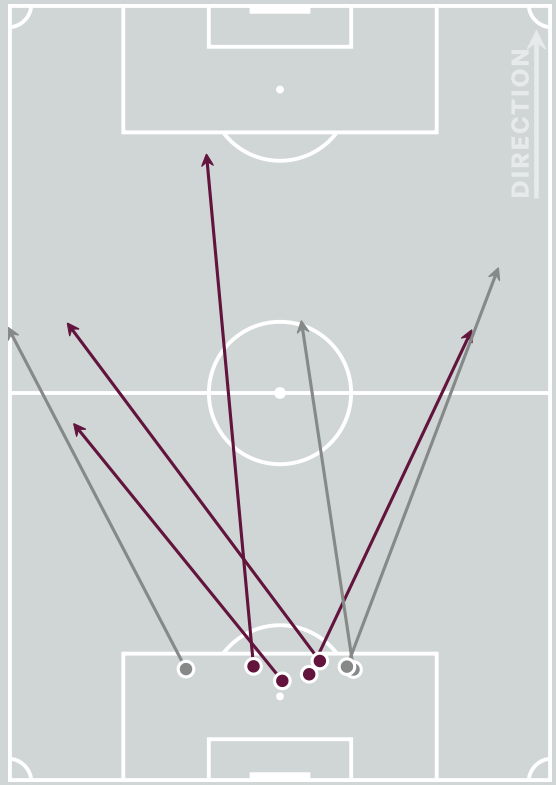

Complete Incomplete

- Side Kick
- From Hands
- Drop Kick

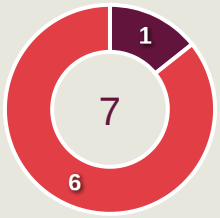

Throw Distribution

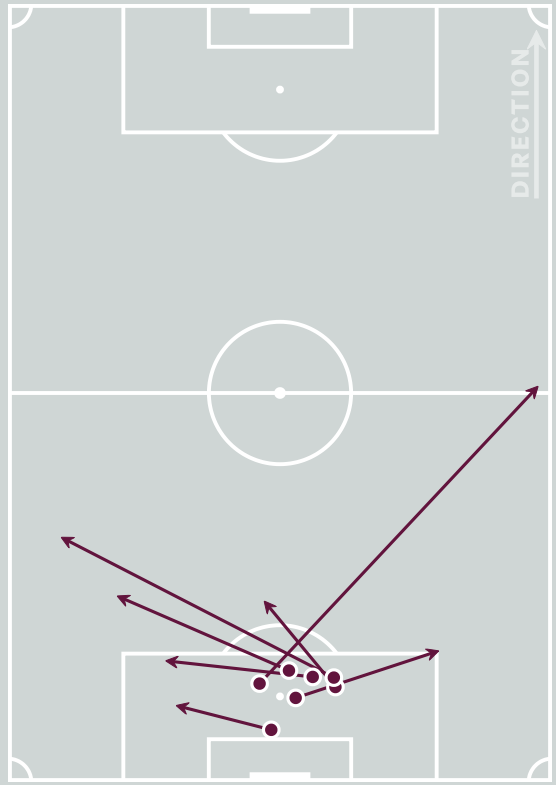

Complete Incomplete

- Over Arm
- Under Arm
- Side Arm
- Chest



Total Distributions

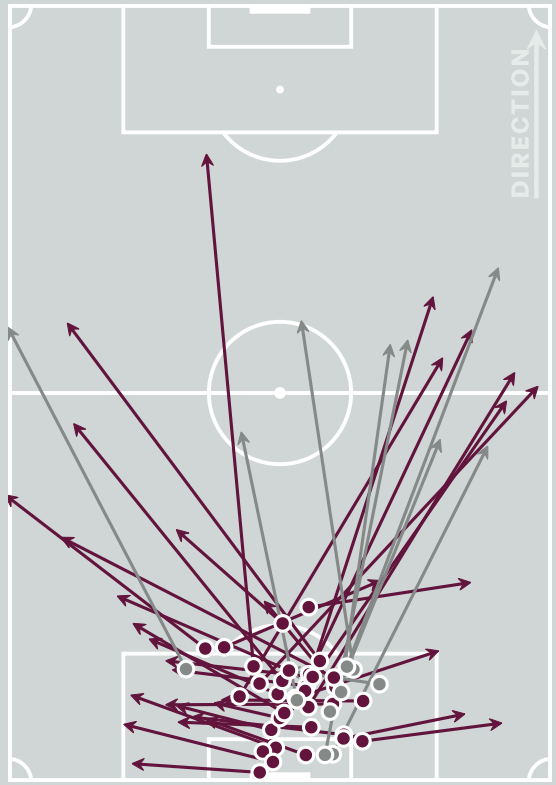

Complete Incomplete

15

Goalkeeper Line Breaks

Goalkeeping Distribution

Australia

Kick from Feet

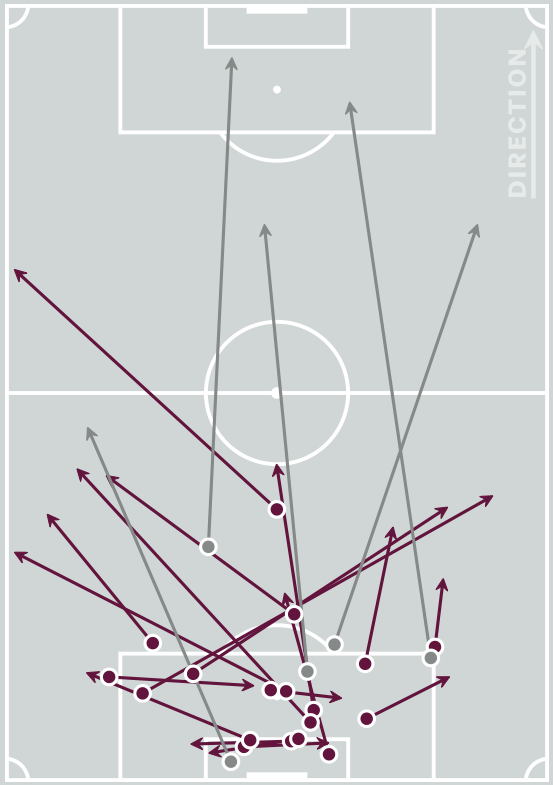

Complete Incomplete

- Play Onto
- Play Into
- Play Around
- Play Through
- Play Beyond
- Other

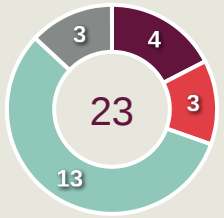

Kick from Hands

Complete Incomplete

- Side Kick
- From Hands
- Drop Kick

0

Throw Distribution

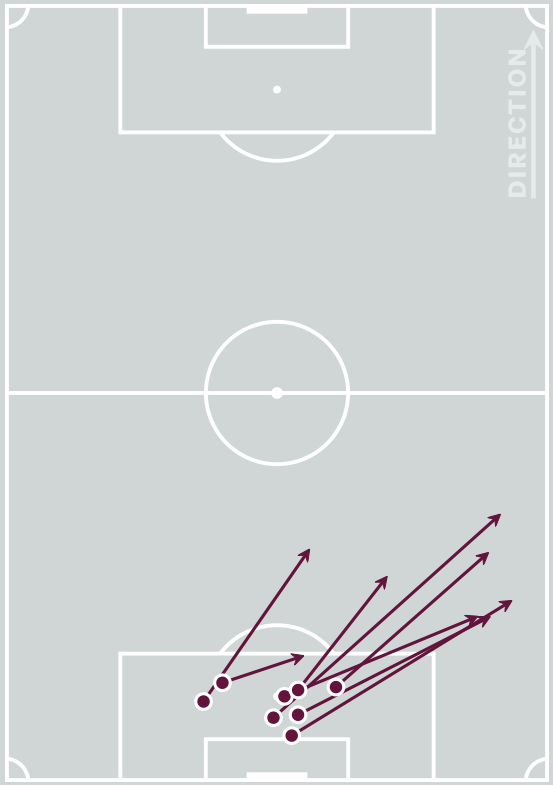

Complete Incomplete

- Over Arm
- Under Arm
- Side Arm
- Chest



Total Distributions

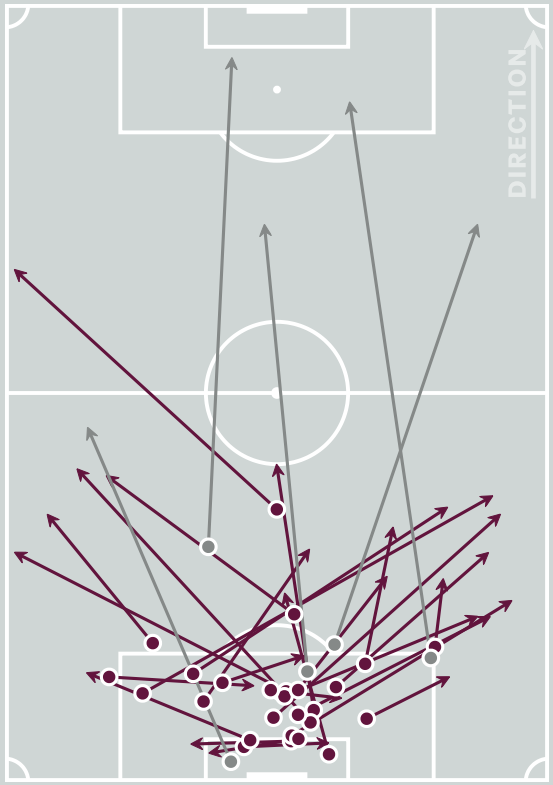

Complete Incomplete

14

Goalkeeper Line Breaks

Goal Prevention

Denmark

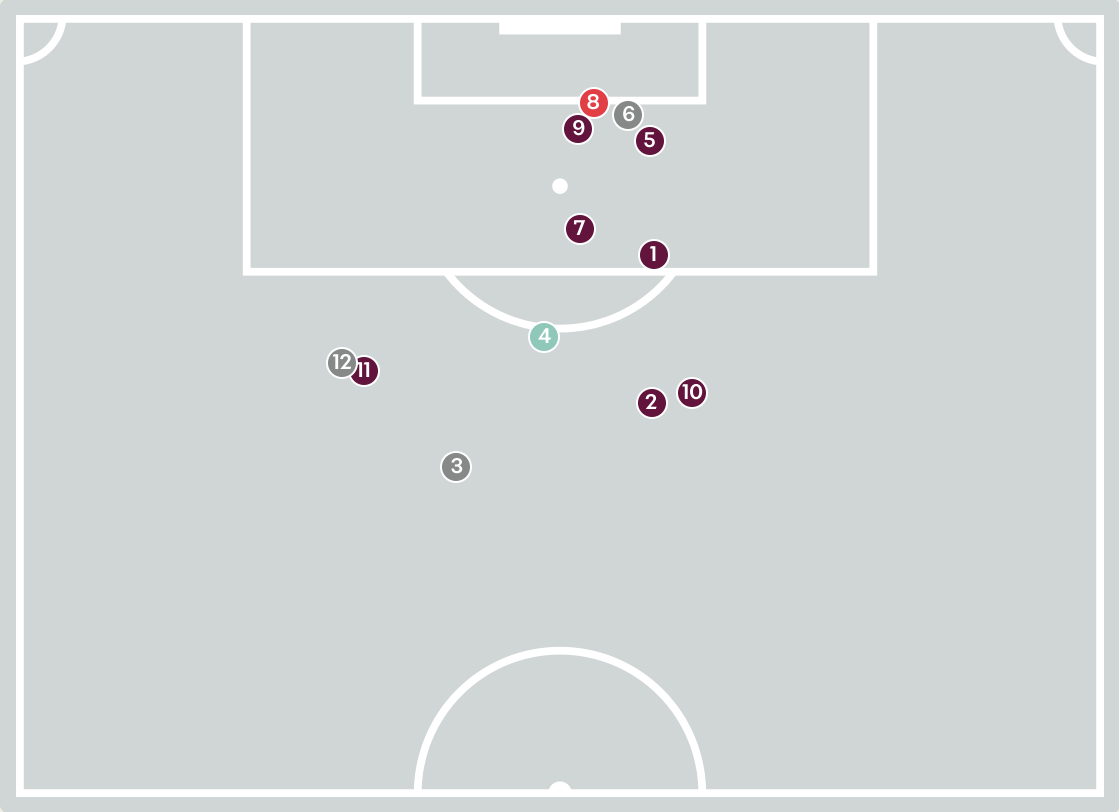

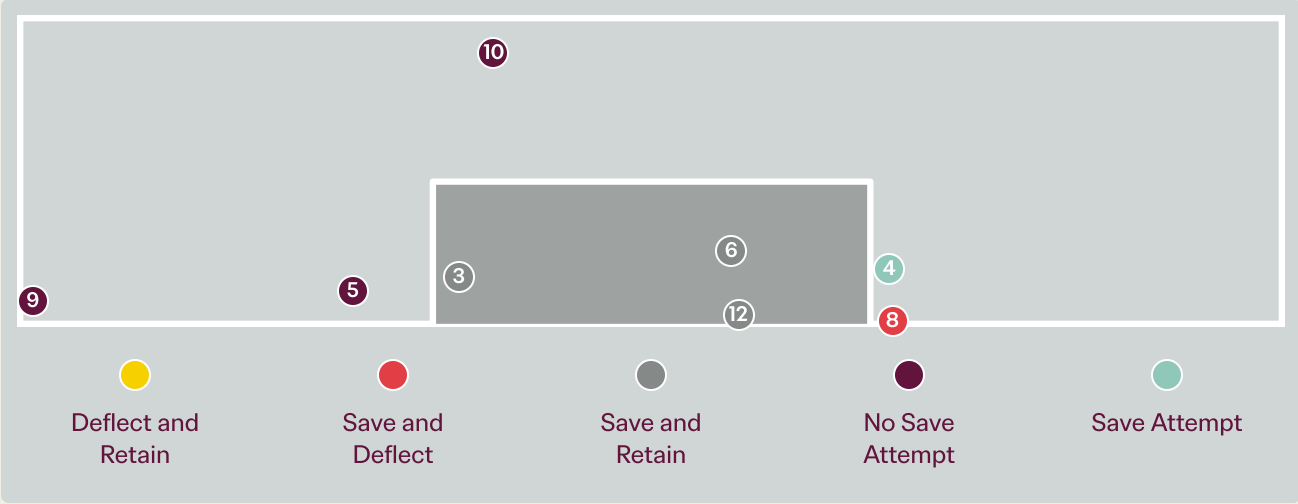

Intervention Type



Intervention Body Type

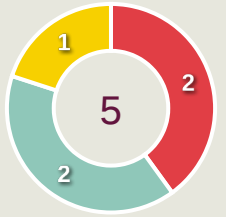

12

Total Attempts on Goal Faced

100

Save %

Total Attempts on Goal Faced	Total Goal Interventions	Save & Retain	Deflect & Retain	Save & Deflect	Save Attempt	No Save Attempt
12	4	3	0	1	1	7

Goal Prevention

Australia

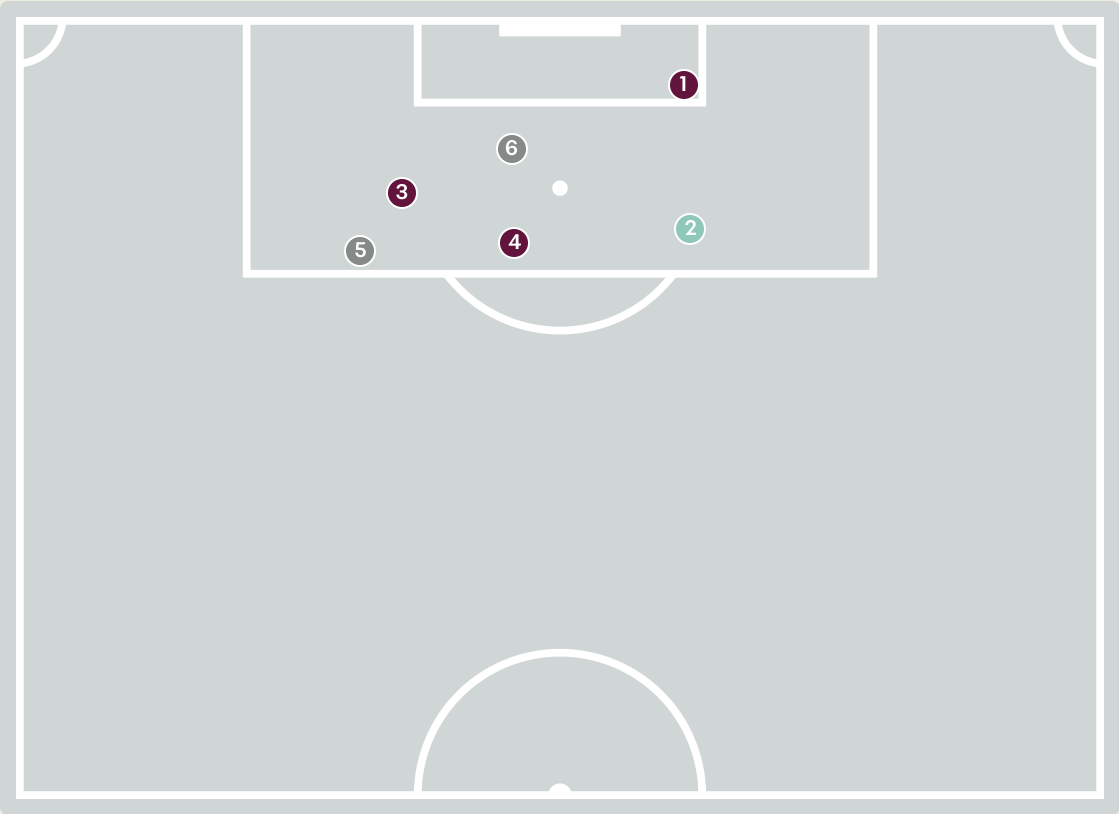

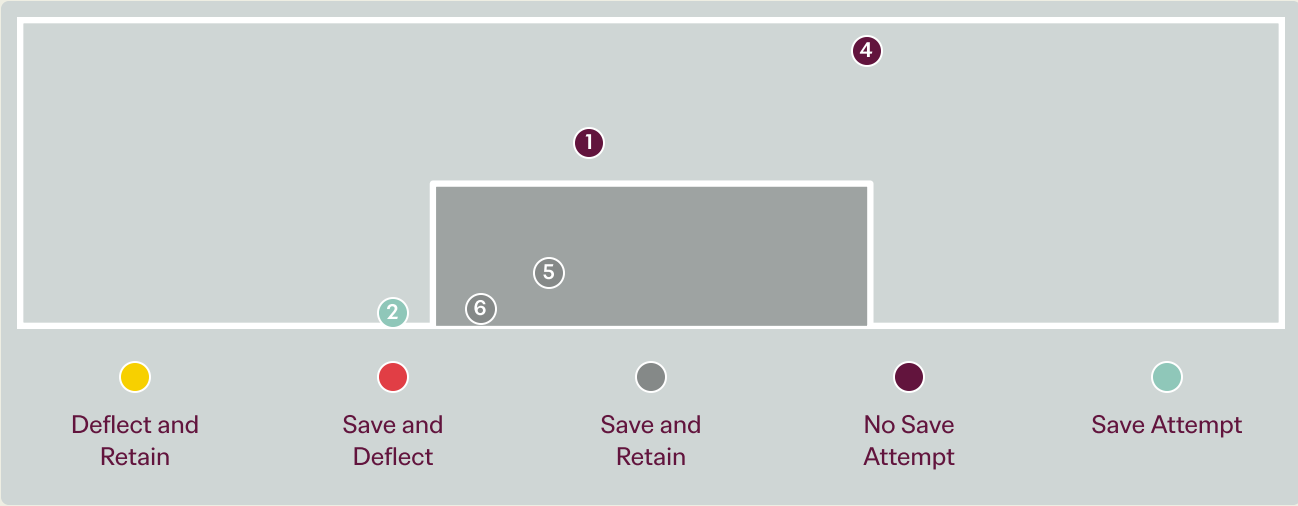

6

Total Attempts on Goal Faced

100

Save %

Intervention Type

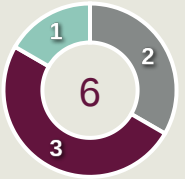

Deflect & Retain · Save & Deflect · Save & Retain · No Save Attempt · Save Attempt

Intervention Body Type

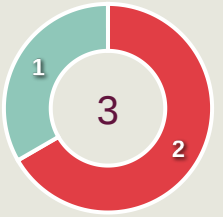

Head · Hands · Upper Body · Lower Body · Feet

Total Attempts on Goal Faced	Total Goal Interventions	Save & Retain	Deflect & Retain	Save & Deflect	Save Attempt	No Save Attempt
6	2	2	0	0	1	3

Aerial Control

Denmark

3
Total Interventions

0	0	0
Complete	Punches	Incomplete

2	3	0
Complete	Claims	Incomplete

0	0	0
Complete	Tipped/Palmed	Incomplete

Crosses Faced

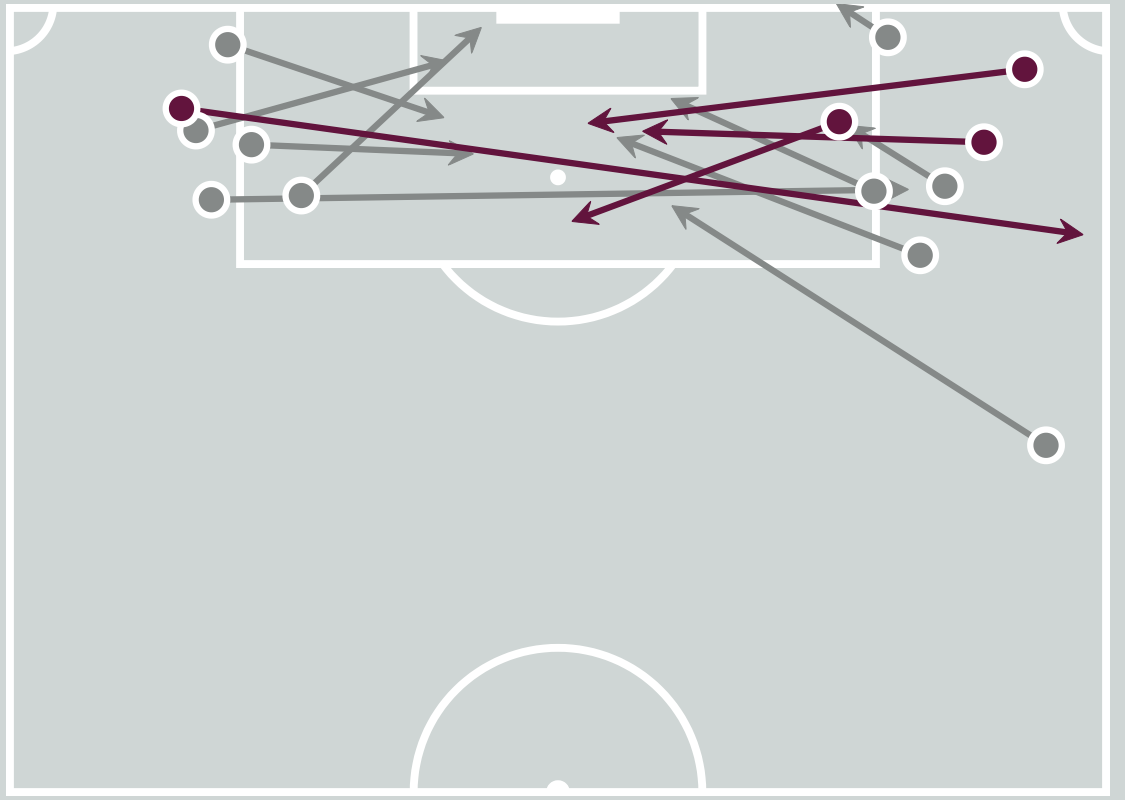

Delivery Types Faced

Total	In Swing	Out Swing	Driven	Lofted	Cutback	Push
25	13	4	1	1	2	4

Aerial Control

Australia

1
Total Interventions

0	0	0
Complete	Punches	Incomplete

1	1	0
Complete	Claims	Incomplete

0	0	0
Complete	Tipped/Palmed	Incomplete

Crosses Faced

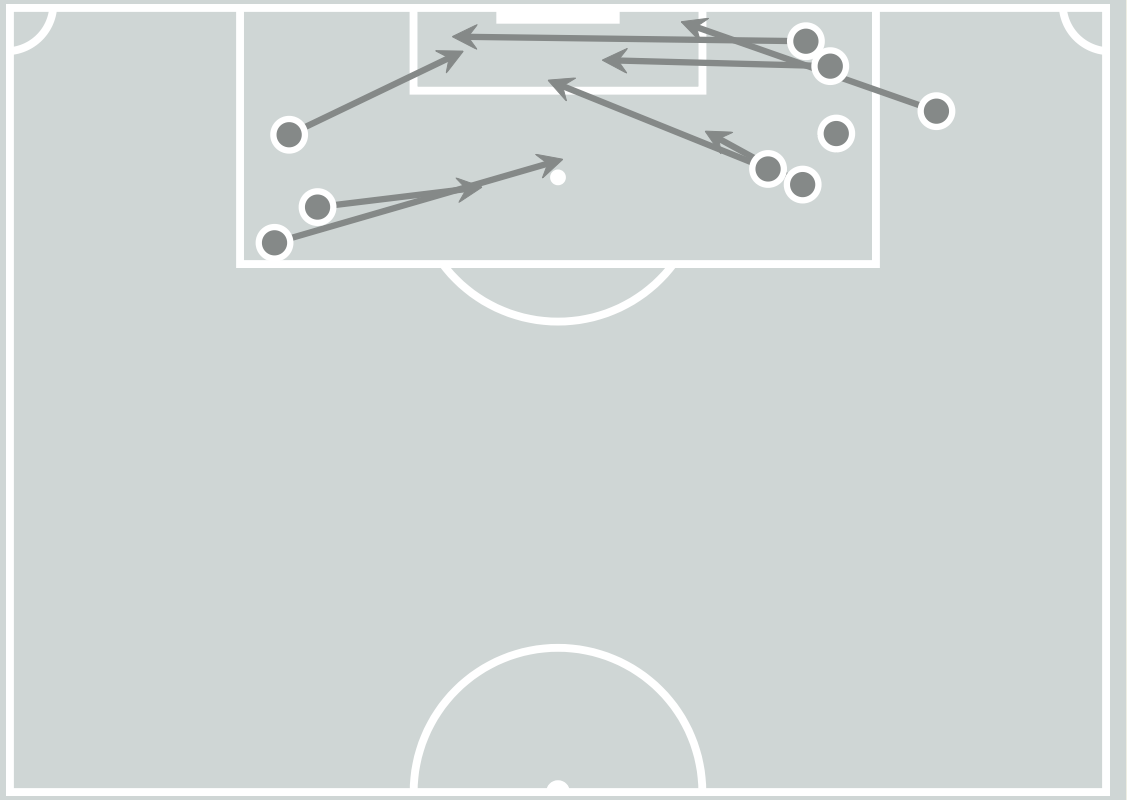

Delivery Types Faced

Total	In Swing	Out Swing	Driven	Lofted	Cutback	Push
14	5	3	0	1	0	5

FIFA U17 WORLD CUP QATAR 2026

SET PLAYS



Denmark v Australia

Set Plays

Denmark

24
Total Set Plays

9
Total Free Kicks

0
Total Penalties

4
Total Corners

11
Total Throw Ins

Free Kicks	
Type	**Total**
Direct	9
Direct (on target)	0
Direct (off target)	0
Indirect	0

Corners			
Delivery Type	**From Left Side**	**From Right Side**	**Total**
Direct to Area	1	3	4
Short	0	0	0
Edge of Penalty Area	0	0	0

Corners	
Delivery Style	**Total**
Inswing	4
Outswing	0
Driven	0
Lofted	0

Set Plays

Australia

62
Total Set Plays

31
Total Free Kicks

0
Total Penalties

9
Total Corners

22
Total Throw Ins

Free Kicks	
Type	**Total**
Direct	28
Direct (on target)	1
Direct (off target)	1
Indirect	3

Corners			
Delivery Type	**From Left Side**	**From Right Side**	**Total**
Direct to Area	4	5	9
Short	0	0	0
Edge of Penalty Area	0	0	0

Corners	
Delivery Style	**Total**
Inswing	9
Outswing	0
Driven	0
Lofted	0

INDIVIDUAL DATA IN POSSESSION



Denmark v Australia

In Possession - Distributions

Denmark

#	Player	Passes Attempted	Passes Completed	Pass Completion %	Switches of Play	Crosses Attempted	Crosses Completed	Line Breaks Attempted	Line Breaks Completed	Line Break Completion %	Ball Progressions	Take Ons	Step Ins	Attempts at Goal	Goals
16	Elias MEDINA	42	33	79%	0	0	0	15	10	67%	0	0	0	0	0
2	Xander POULSEN	33	19	58%	1	3	1	19	6	32%	0	0	0	0	0
4	Noah MADSEN	30	26	87%	0	0	0	6	3	50%	0	0	0	0	0
6	Hector LUX	17	11	65%	0	0	0	6	4	67%	0	0	0	0	0
8	Frederik VESTERGAARD	9	8	89%	0	1	0	5	3	60%	0	0	0	0	0
9	Elvin MEHICIC	14	10	71%	0	3	0	1	1	100%	3	3	0	3	0
11	Ekene CHUKWUANI	9	4	44%	0	1	0	2	0	0%	3	3	0	0	0
13	Elias WARMING	20	13	65%	0	0	0	9	5	56%	1	1	0	0	0
14	Ishaq HOLALAM	17	12	71%	0	3	0	6	3	50%	2	1	1	1	0
18	Julius WICHMANN	11	8	73%	0	2	0	7	4	57%	2	2	0	0	0
19	Noah MANATA	10	6	60%	0	0	0	3	1	33%	0	0	0	0	0
3	Jakob SORENSEN	6	4	67%	1	0	0	1	0	0%	0	0	0	0	0
5	Magnus DALAGER	10	7	70%	0	0	0	7	4	57%	1	0	1	0	0
10	Omran KHATAR	8	5	62%	0	0	0	3	2	67%	2	2	0	0	0
15	Kerim SEJDIC	6	5	83%	0	0	0	1	0	0%	2	2	0	1	0
21	Elias JENSEN	13	10	77%	0	1	0	5	3	60%	0	0	0	1	0

In Possession - Offers & Receptions

Denmark

			Offer movement types						
#	Player	Total Offers	In Front	In Between	Out to In	In to Out	In Behind	No Movement	Offers Received
16	Elias MEDINA	3	0	0	0	0	0	3	1
2	Xander POULSEN	1	0	0	0	0	0	1	1
4	Noah MADSEN	10	0	0	0	0	0	10	5
6	Hector LUX	22	8	7	0	1	4	2	6
8	Frederik VESTERGAARD	5	2	3	0	0	0	0	2
9	Elvin MEHICIC	11	0	3	0	1	6	1	8
11	Ekene CHUKWUANI	0	0	0	0	0	0	0	0
13	Elias WARMING	7	3	1	0	0	1	2	4
14	Ishaq HOLALAM	5	0	1	0	1	0	3	2
18	Julius WICHMANN	3	0	1	0	0	2	0	1
19	Noah MANATA	16	1	4	0	1	7	3	5
3	Jakob SORENSEN	2	1	0	0	0	0	1	1
5	Magnus DALAGER	2	0	0	0	0	2	0	0
10	Omran KHATAR	7	0	5	0	0	2	0	2
15	Kerim SEJDIC	1	0	0	0	0	1	0	1
21	Elias JENSEN	5	3	2	0	0	0	0	2

In Possession - Distributions

Australia

#	Player	Passes Attempted	Passes Completed	Pass Completion %	Switches of Play	Crosses Attempted	Crosses Completed	Line Breaks Attempted	Line Breaks Completed	Line Break Completion %	Ball Progressions	Take Ons	Step Ins	Attempts at Goal	Goals
1	Charlie WILSON-PAPPS	31	26	84%	2	0	0	14	9	64%	0	0	0	0	0
2	Max LYALL-RAJENDRA	72	63	88%	0	3	1	21	15	71%	0	0	0	1	0
3	Emmett SHAW	49	41	84%	1	0	0	12	7	58%	4	3	1	3	0
5	Archie MITCHELL	32	27	84%	1	2	1	9	6	67%	3	2	1	0	0
6	Besian KUTLESHI	72	63	88%	0	0	0	14	10	71%	4	3	1	1	0
8	Jariyah SHAH	25	21	84%	0	0	0	4	3	75%	0	0	0	1	0
9	Luke BECVINOVSKI	16	7	44%	0	7	2	7	2	29%	0	0	0	0	0
10	Akol AKON	35	31	89%	0	1	0	9	4	44%	18	18	0	2	0
11	Max COURT	5	2	40%	0	6	0	4	1	25%	3	3	0	0	0
13	Callum MCCASKEY	64	58	91%	0	1	0	9	7	78%	0	0	0	1	0
17	Harrison BOND	96	84	88%	0	0	0	24	13	54%	7	2	5	1	0
7	Henrique OLIVEIRA	5	4	80%	1	3	1	3	1	33%	3	3	0	0	0
14	Oli OCARROLL	14	12	86%	0	2	1	7	6	86%	1	1	0	1	0
16	Akeem GERALD	1	1	100%	0	0	0	0	0	0%	0	0	0	0	0
19	Dionn NIGRO	0	0	0%	0	0	0	0	0	0%	0	0	0	0	0
20	Georgio HASSARATI	1	0	0%	0	0	0	0	0	0%	0	0	0	1	0

In Possession - Offers & Receptions

Australia

			Offer movement types						
#	Player	Total Offers	In Front	In Between	Out to In	In to Out	In Behind	No Movement	Offers Received
1	Charlie WILSON-PAPPS	1	0	0	0	0	0	1	1
2	Max LYALL-RAJENDRA	11	0	1	0	0	3	7	3
3	Emmett SHAW	60	19	18	2	8	9	4	25
5	Archie MITCHELL	20	6	0	0	1	3	10	7
6	Besian KUTLESHI	66	44	10	0	0	1	11	35
8	Jariyah SHAH	19	4	7	1	0	5	2	6
9	Luke BECVINOVSKI	51	2	17	2	2	26	2	6
10	Akol AKON	42	7	6	3	1	13	12	15
11	Max COURT	21	3	1	2	0	9	6	2
13	Callum MCCASKEY	1	0	0	0	0	0	1	0
17	Harrison BOND	11	1	0	0	0	2	8	7
7	Henrique OLIVEIRA	19	2	3	0	2	10	2	5
14	Oli OCARROLL	21	3	10	0	1	5	2	2
16	Akeem GERALD	1	0	0	0	0	0	1	1
19	Dionn NIGRO	2	2	0	0	0	0	0	0
20	Georgio HASSARATI	5	1	0	0	0	4	0	0

INDIVIDUAL DATA
OUT OF POSSESSION



Denmark v Australia

Out of Possession

Denmark

#	Player	Tackles Made / Won	Blocks	Interceptions	Pressing Direct	Pressing Indirect	Duels Won - Aerial	Duels Won - Physical	Possession Contests won	Clearances	Loose Ball Receptions	Pushing On	Pushing On into Pressing	Possession Regains	Possession Interrupted
16	Elias MEDINA	0 / 0	0	0	0	0	0	0	0	0	5	0	0	16	0
2	Xander POULSEN	5 / 0	1	3	0	3	3	0	4	5	2	19	1	5	4
4	Noah MADSEN	1 / 0	0	0	1	3	0	0	0	11	2	6	2	2	9
6	Hector LUX	6 / 1	0	0	11	20	0	0	1	2	4	45	17	2	2
8	Frederik VESTERGAARD	5 / 1	0	1	9	11	0	0	1	0	4	17	9	2	2
9	Elvin MEHICIC	1 / 0	3	1	7	23	3	0	3	4	3	20	12	1	5
11	Ekene CHUKWUANI	0 / 0	0	0	0	17	4	0	4	2	1	11	9	1	1
13	Elias WARMING	4 / 1	1	3	5	7	2	0	3	7	3	17	4	7	6
14	Ishaq HOLALAM	10 / 2	1	1	7	13	0	0	0	5	5	30	12	4	4
18	Julius WICHMANN	4 / 0	0	1	4	6	0	0	0	2	5	11	3	2	2
19	Noah MANATA	3 / 0	2	0	3	22	1	0	2	3	1	19	17	3	2
3	Jakob SORENSEN	0 / 0	1	1	0	0	0	0	0	1	0	1	0	1	0
5	Magnus DALAGER	1 / 0	0	1	1	1	0	0	0	2	3	3	0	1	2
10	Omran KHATAR	4 / 2	0	0	5	42	1	0	2	2	1	36	25	2	2
15	Kerim SEJDIC	2 / 1	0	0	3	5	0	0	1	1	1	2	1	2	1
21	Elias JENSEN	0 / 0	2	2	7	8	1	0	1	2	5	22	9	5	3

Out of Possession

Australia



#	Player	Tackles Made / Won	Blocks	Interceptions	Pressing Direct	Pressing Indirect	Duels Won - Aerial	Duels Won - Physical	Possession Contests won	Clearances	Loose Ball Receptions	Pushing On	Pushing On into Pressing	Possession Regains	Possession Interrupted
1	Charlie WILSON-PAPPS	0 / 0	0	0	0	0	0	0	0	1	10	0	0	9	1
2	Max LYALL-RAJENDRA	1 / 1	1	1	2	6	1	0	1	7	3	10	2	3	6
3	Emmett SHAW	0 / 0	0	0	5	11	2	0	2	2	7	4	2	0	2
5	Archie MITCHELL	3 / 1	3	1	9	6	3	0	3	11	7	10	4	8	6
6	Besian KUTLESHI	2 / 1	1	0	4	6	0	0	0	3	9	3	0	6	1
8	Jariyah SHAH	2 / 0	0	0	3	3	0	0	0	0	4	5	2	0	1
9	Luke BECVINOVSKI	0 / 0	0	0	0	34	0	0	1	0	2	16	16	0	0
10	Akol AKON	2 / 0	0	1	3	12	0	0	0	0	4	12	7	2	0
11	Max COURT	1 / 0	0	0	1	9	0	0	0	0	4	6	6	1	0
13	Callum MCCASKEY	1 / 0	3	1	2	3	3	0	3	5	7	3	0	4	6
17	Harrison BOND	3 / 0	2	3	0	3	3	0	3	11	5	5	1	12	5
7	Henrique OLIVEIRA	1 / 0	0	0	2	5	0	0	0	0	1	4	2	0	1
14	Oli OCARROLL	2 / 1	2	0	6	6	0	0	0	0	6	4	3	2	0
16	Akeem GERALD	0 / 0	0	0	0	0	0	0	0	0	0	0	0	0	0
19	Dionn NIGRO	0 / 0	0	0	0	0	0	0	0	0	0	0	0	0	0
20	Georgio HASSARATI	0 / 0	0	0	0	10	0	0	0	0	1	6	6	0	0

INDIVIDUAL DATA
PHYSICAL



Denmark v Australia

Physical Data

Denmark

#	Player	Total Distance (m)	Zone 1: 0-7 km/h (m)	Zone 2: 7-15 km/h (m)	Zone 3: 15-20 km/h (m)	Zone 4: 20-25 km/h (m)	Zone 5: 25+ km/h (m)	High Speed Runs (Zone 3)	Sprints (Zone 4 & 5)	Top Speed (km/h)
16	Elias MEDINA	4881.8	3686.1	1102.0	74.2	13.9	5.6	8.0	2.0	27.2
2	Xander POULSEN	10072.4	3826.4	4353.1	1174.1	578.0	140.7	111.0	46.0	29.1
4	Noah MADSEN	10198.5	3726.7	4396.1	1418.8	569.4	87.6	119.0	37.0	30.0
6	Hector LUX	12101.0	3255.4	5424.0	2603.0	753.5	65.1	208.0	54.0	29.6
8	Frederik VESTERGAARD	5529.4	1657.1	2585.3	815.8	371.7	99.5	77.0	28.0	29.3
9	Elvin MEHICIC	10650.2	4085.0	4900.8	1020.1	459.3	185.0	88.0	37.0	33.9
11	Ekene CHUKWUANI	8288.7	2672.4	3562.6	1178.3	673.2	202.2	110.0	45.0	32.2
13	Elias WARMING	10669.2	3589.6	4709.1	1580.0	522.1	268.6	123.0	40.0	33.3
14	Ishaq HOLALAM	9401.0	2863.0	4120.8	1492.7	710.7	213.9	128.0	49.0	33.8
18	Julius WICHMANN	7778.2	2328.8	3170.8	1358.9	669.0	250.7	114.0	42.0	30.1
19	Noah MANATA	4959.5	1957.9	2032.6	660.8	259.6	48.6	68.0	22.0	29.4
3	Jakob SORENSEN	1920.3	586.6	899.8	270.6	132.8	30.4	19.0	9.0	27.7
5	Magnus DALAGER	3853.8	1240.7	1731.9	588.4	196.1	96.7	52.0	15.0	30.5
10	Omran KHATAR	6619.4	1680.3	2915.5	1581.3	386.7	55.6	118.0	33.0	29.7
15	Kerim SEJDIC	2985.1	862.7	1311.0	487.7	256.3	67.3	43.0	18.0	30.6
21	Elias JENSEN	6074.0	1805.8	2795.9	995.3	408.4	68.7	85.0	24.0	26.6

Physical Data

Australia



#	Player	Total Distance (m)	Zone 1: 0-7 km/h (m)	Zone 2: 7-15 km/h (m)	Zone 3: 15-20 km/h (m)	Zone 4: 20-25 km/h (m)	Zone 5: 25+ km/h (m)	High Speed Runs (Zone 3)	Sprints (Zone 4 & 5)	Top Speed (km/h)
1	Charlie WILSON-PAPPS	4853.2	3332.3	1395.4	107.5	11.8	6.3	9.0	1.0	27.6
2	Max LYALL-RAJENDRA	9686.6	3876.6	4083.3	1183.0	441.5	102.2	101.0	31.0	27.3
3	Emmett SHAW	11193.5	3468.7	5612.1	1572.4	407.0	133.3	127.0	32.0	32.2
5	Archie MITCHELL	10835.5	3663.4	4611.9	1429.8	837.8	292.5	126.0	59.0	34.0
6	Besian KUTLESHI	11155.6	3673.1	5780.5	1413.4	263.1	25.4	112.0	19.0	28.5
8	Jariyah SHAH	5304.9	1683.1	2600.3	749.3	219.7	52.4	58.0	15.0	28.2
9	Luke BECVINOVSKI	7955.6	2954.1	3265.4	960.9	576.7	198.5	92.0	40.0	31.6
10	Akol AKON	9271.3	3446.2	3860.9	1302.3	438.4	223.5	111.0	33.0	32.3
11	Max COURT	6152.7	2342.2	2548.9	703.0	343.2	215.4	61.0	30.0	32.4
13	Callum MCCASKEY	9508.0	3687.8	4040.3	1325.4	383.2	71.2	102.0	27.0	30.8
17	Harrison BOND	10303.4	3728.1	4697.7	1387.1	424.5	66.0	111.0	29.0	27.8
7	Henrique OLIVEIRA	4069.0	1343.1	1640.3	646.5	262.9	176.1	49.0	20.0	30.2
14	Oli OCARROLL	6198.3	1689.4	2698.5	1293.3	431.7	85.4	96.0	22.0	27.5
16	Akeem GERALD	157.6	35.0	80.6	42.0	0	0	4.0	0	19.5
19	Dionn NIGRO	184.5	35.1	61.2	58.3	29.8	0	5.0	2.0	24.2
20	Georgio HASSARATI	2484.9	833.7	1078.4	254.9	183.7	134.2	21.0	13.0	29.9


FIFA
U17
WORLD CUP
QATAR 2026