FIFA U17 WORLD CUP QATAR 2026

POST MATCH SUMMARY REPORT

Argentina 2 - 1 Mozambique

Group C - Match 29
22 November 2026
18:30 Kick Off
Aspire Zone - Pitch 7 - Mansour Muftah

22 November 2026 - Aspire Zone - Pitch 7 - Mansour Muftah - 18:30

Match Summary - Teams

Argentina

2 – 1

Mozambique

STARTING

1	GK	Valentin REIGIA		
2	DF	Alvaro GUICH		
3	DF	Simon ESCOBAR	⚽ 32'	🟨 41' ⬇ 76'
4	DF	Thiago PEREZ		
5	MF	Matheo MACHUCA	⚽ 5'	⬇ 70'
8	MF	Marcos ORTIZ		
10	MF	Giovanni BARONI	⬇ 58'	
11	FW	Juan Cruz POLICELLA	⬇ 76'	
13	DF	Mateo MENDIZABAL	🟨 33'	
16	DF	Alex CARDOZO		
19	FW	Facundo SALINAS	⬇ 70'	

SUBSTITUTES

12	GK	Thiago PARGA	
21	GK	Kevin BAEZ	
6	DF	Julio CORIA	
7	FW	Tobias GOYTIA	⬆ 70'
14	DF	Bautista GIMENEZ	⬆ 76'
17	FW	Emiliano BARRIONUEVO	⬆ 76'
18	MF	Galo ESCOBAR	⬆ 70'
20	MF	Mateo SANCHEZ	⬆ 58'

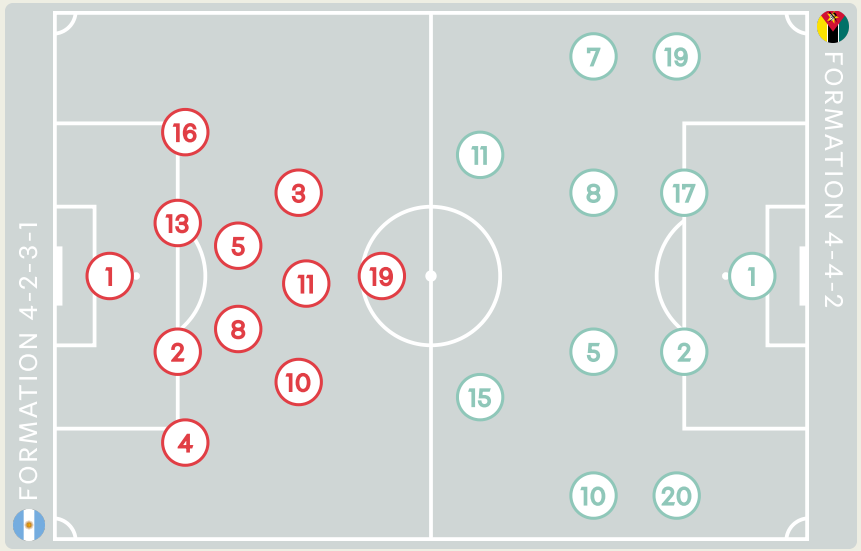

STARTING

JOAO	GK	1	
PIRES	DF	2	
⬇ 83' KHENZANE	MF	5	
⚽ 45+1' ALIRIO CUNA	FW	7	
⬇ 83' VALENTIM	MF	8	
⬇ 70' CHAUSON	MF	10	
🟨 36' NHAMPULE JUNIOR	FW	11	
🟨 38' DIEGO	MF	15	
PASCOAL	DF	17	
⬇ 88' FLORESNALDO	DF	19	
ALLAN	DF	20	

SUBSTITUTES

RICARDO	GK	12	
JUSTINO	GK	21	
DENZEL	DF	3	
EDMILSON	DF	4	
⬆ 83' JOEL	MF	6	
⬆ 88' JONAS	MF	9	
JULIO	MF	13	
STEYS	MF	14	
⬆ 83' CHARIF	MF	16	
⬆ 70' MUBAI	MF	18	

Distribution in the Final Third

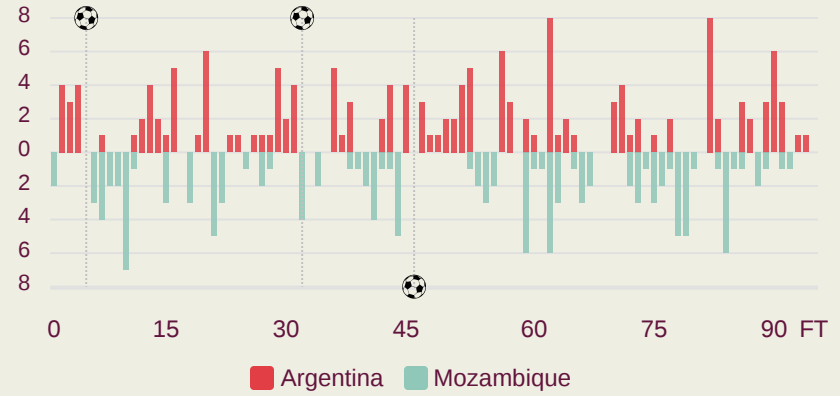

22 November 2026 - Aspire Zone - Pitch 7 - Mansour Muftah - 18:30

Match Summary - Key Statistics



Argentina

2 — 1

Mozambique



Possession

Total	45%	10%	45%	Total
2	Goals			1
1.66	xG (Expected Goals)			0.91
16 (7)	Attempts at Goal (On Target)			14 (8)
452 (368)	Total Passes (Complete)			410 (332)
81 %	Pass Completion %			81 %
97	Completed Line Breaks			76
20	Defensive Line Breaks			12
122	Receptions in the Final Third			100
15	Crosses			19
39	Ball Progressions			46
222 (55)	Defensive Pressures Applied (Direct Pressures)			256 (60)
49	Forced Turnovers			50
84	Second Balls			91
105.5 km	Total Distance Covered			106.3 km
4.4 km	Zone 4 – Low Speed Sprinting: 20-25 km/h			5.3 km

22 November 2026 - Aspire Zone - Pitch 7 - Mansour Muftah - 18:30

Phases of Play

Argentina | **Mozambique**

IN POSSESSION



OUT OF POSSESSION

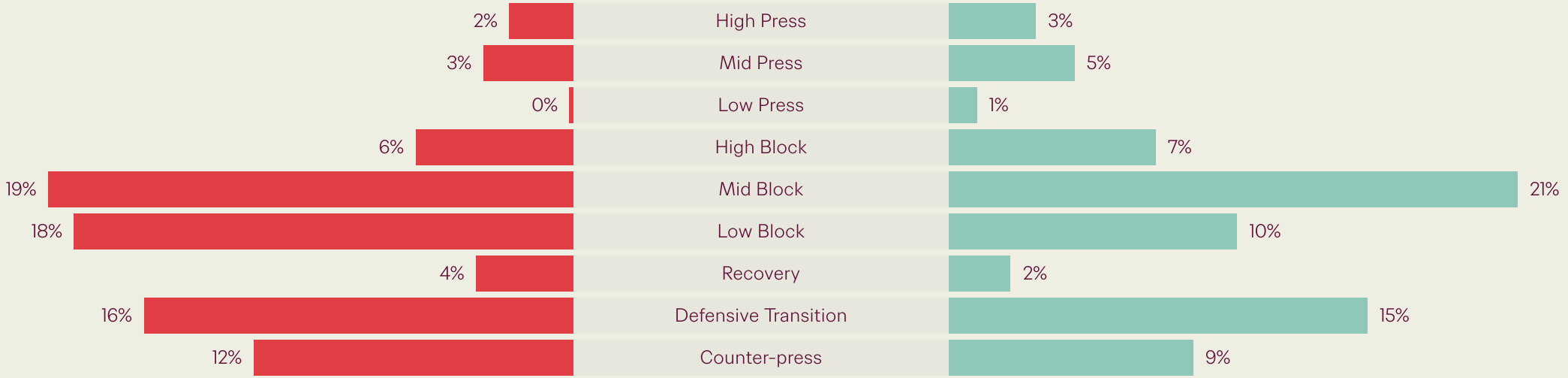

IN POSSESSION




Argentina v Mozambique

In Possession Line Height & Team Length

Argentina

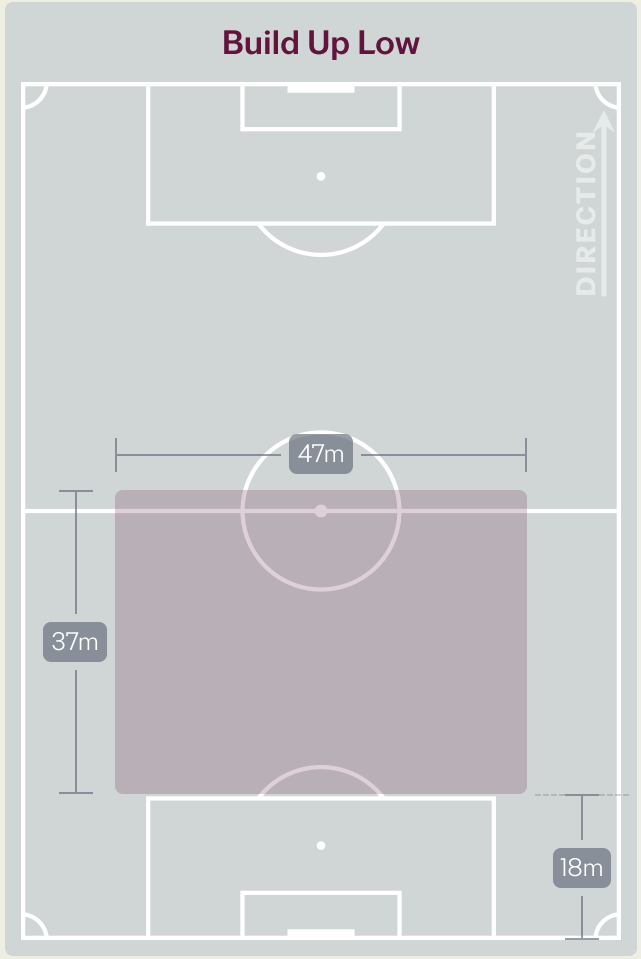

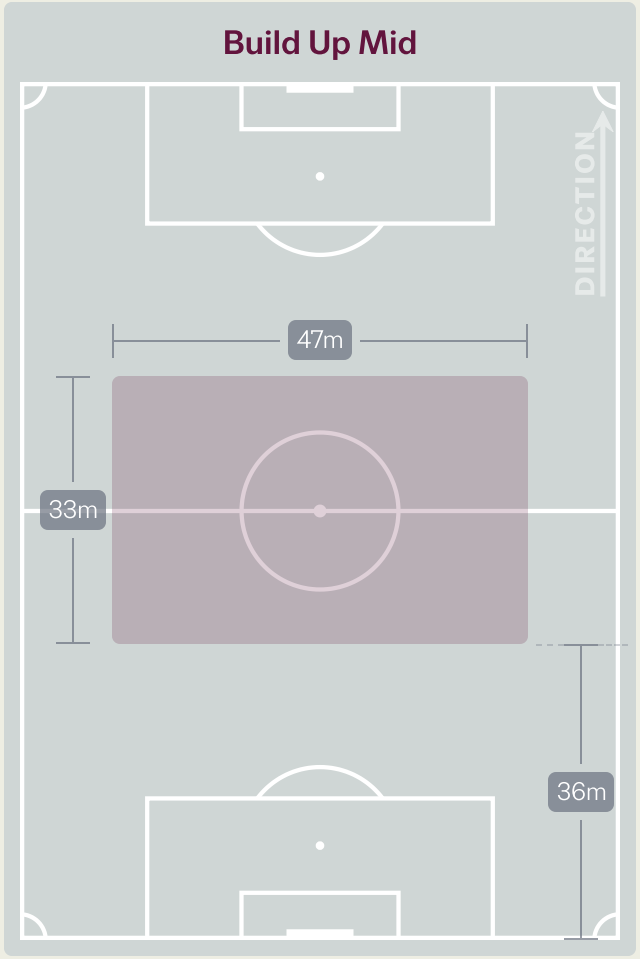

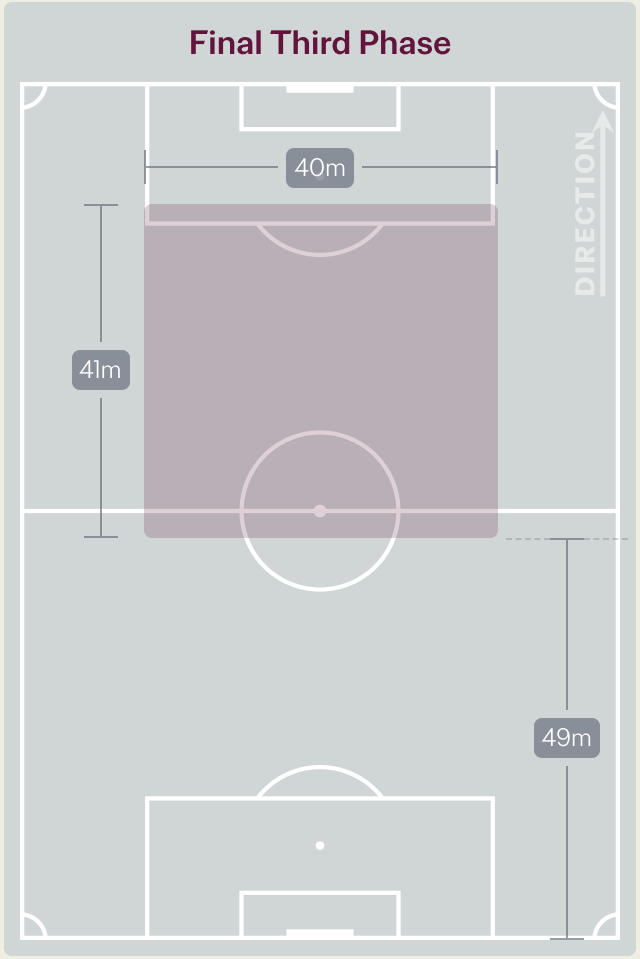

In Possession Line Height & Team Length

Mozambique

Build Up Low

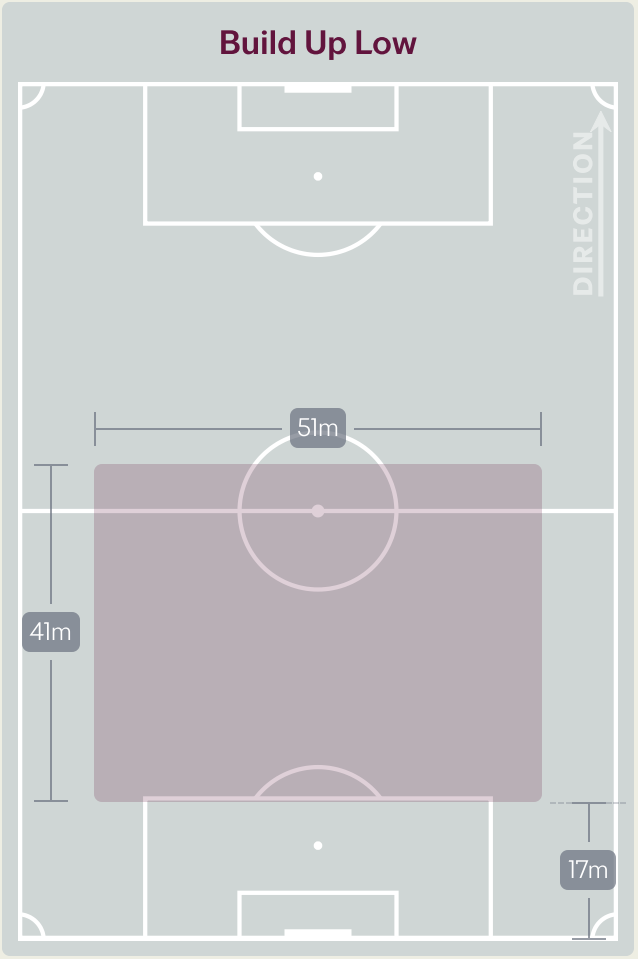

Build Up Mid

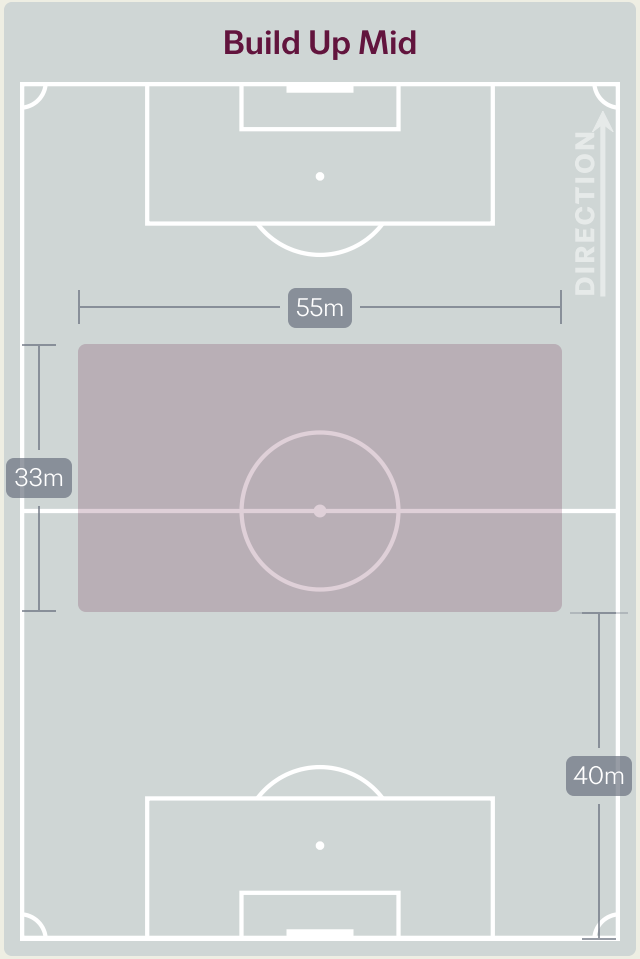

Final Third Phase

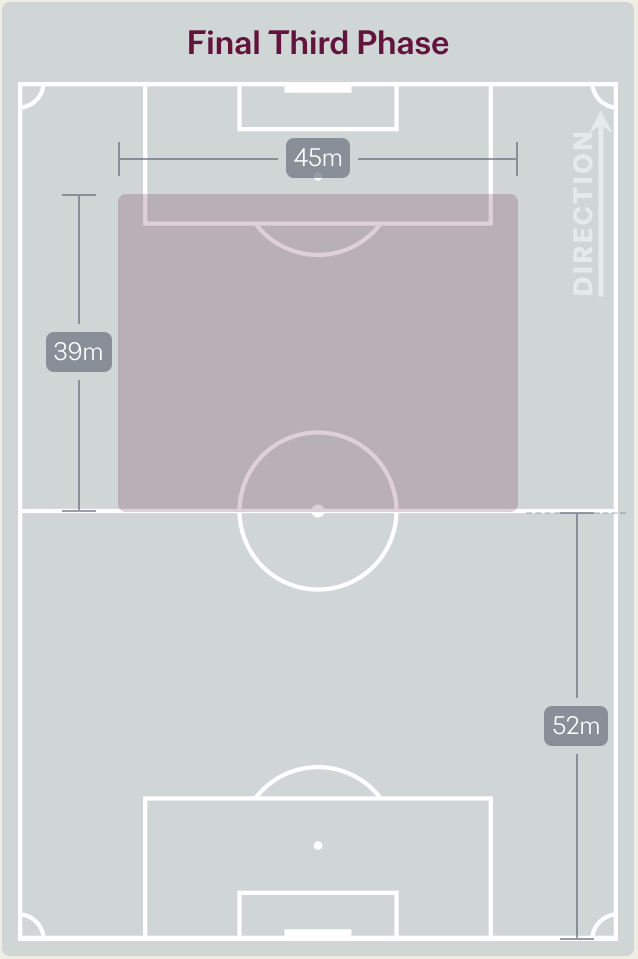

Line Breaks

Argentina

Attempted Line Breaks
134

Attempted	Complete
43	36

Attempted	Complete
38	34

Attempted	Complete
53	27

4 Units

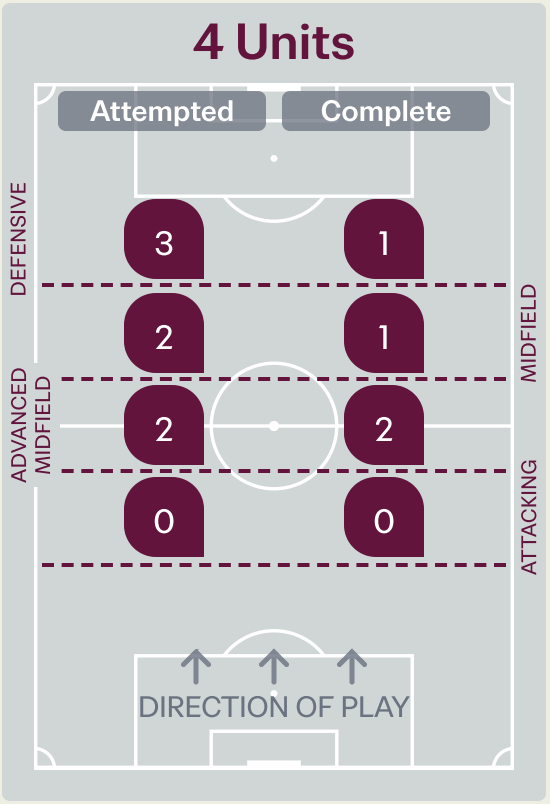

Attempted Line Breaks	7
Inside Shape	5
Outside Shape	2

3 Units

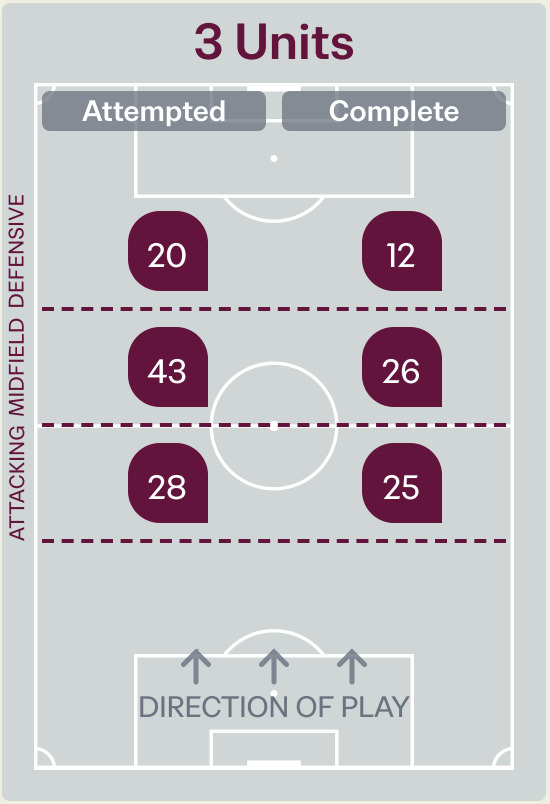

Attempted Line Breaks	91
Inside Shape	66
Outside Shape	25

2 Units

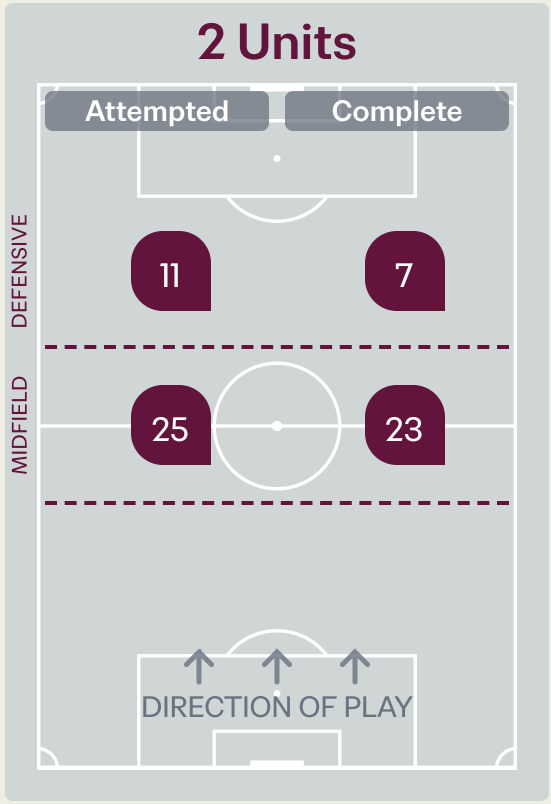

Attempted Line Breaks	36
Inside Shape	27
Outside Shape	9

Line Breaks

Mozambique

Attempted Line Breaks
114

Attempted	Complete
32	23
53	44
29	9

4 Units

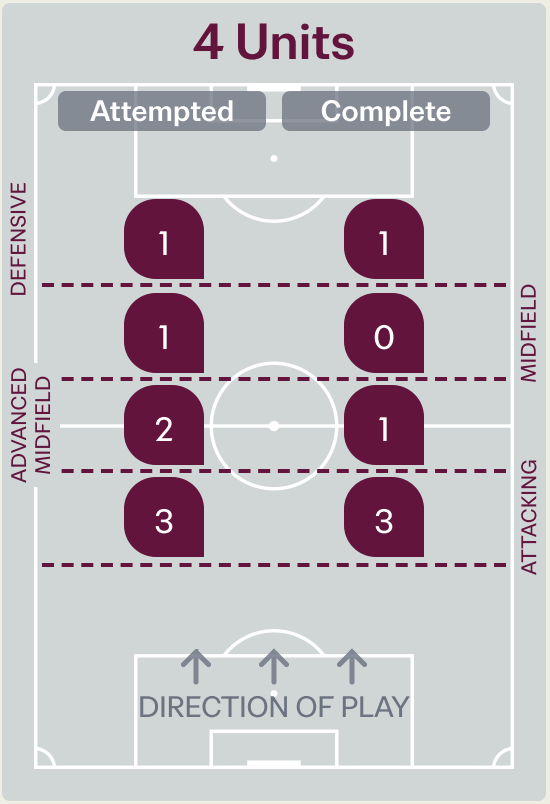

Attempted Line Breaks	7
Inside Shape	4
Outside Shape	3

3 Units

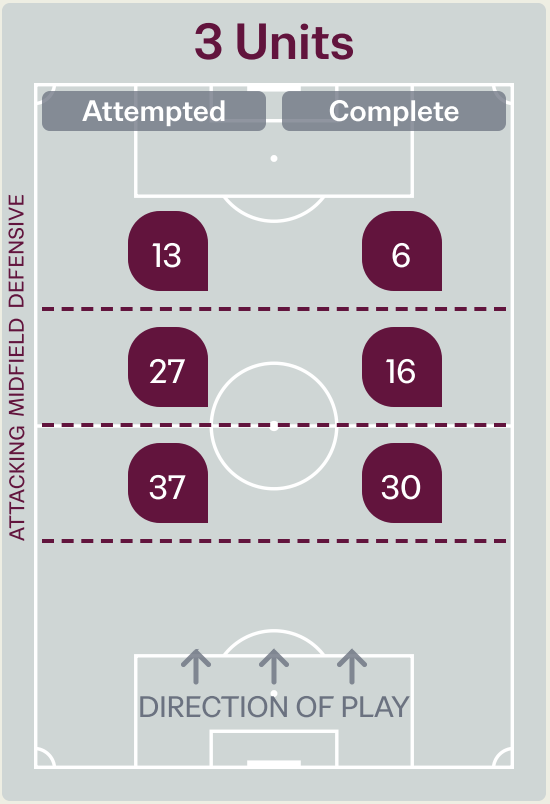

Attempted Line Breaks	77
Inside Shape	38
Outside Shape	39

2 Units

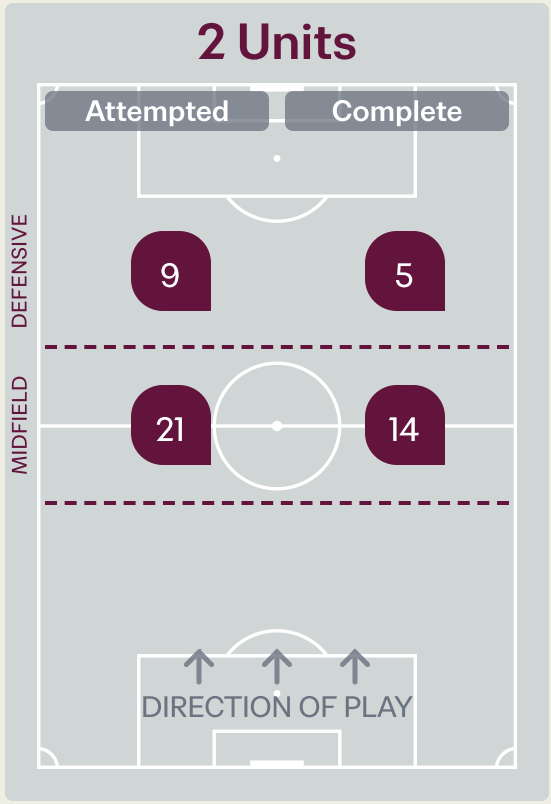

Attempted Line Breaks	30
Inside Shape	19
Outside Shape	11

Line Breaks

Argentina



					4 Units				3 Units			2 Units		Direction			Distribution Type		
#	Player	Line Breaks Attempted	Line Breaks Completed	Line Break Completion %	Attacking Line	Attacking Midfield Line	Midfield Line	Defensive Line	Attacking Line	Midfield Line	Defensive Line	Midfield Line	Defensive Line	Through	Around	Over	Pass	Cross	Ball Progression
1	Valentin REIGIA	24	6	25%	0	1	2	2	1	17	1	0	0	0	0	24	24	0	0
2	Alvaro GUICH	12	11	92%	0	0	0	0	3	4	1	4	0	4	5	3	11	0	1
3	Simon ESCOBAR	15	12	80%	0	0	0	0	2	4	5	3	1	5	4	6	13	1	1
4	Thiago PEREZ	18	13	72%	0	0	0	0	7	4	2	5	0	4	5	9	17	0	1
5	Matheo MACHUCA	7	5	71%	0	1	0	0	2	1	0	2	1	5	1	1	7	0	0
8	Marcos ORTIZ	9	9	100%	0	0	0	0	1	3	3	2	0	3	5	1	9	0	0
10	Giovanni BARONI	4	3	75%	0	0	0	0	0	1	1	1	1	2	1	1	2	1	1
11	Juan Cruz POLICELLA	7	6	86%	0	0	0	0	0	2	1	1	3	3	3	1	5	0	2
13	Mateo MENDIZABAL	7	6	86%	0	0	0	0	4	1	0	1	1	6	0	1	4	0	3
16	Alex CARDOZO	16	14	88%	0	0	0	0	4	4	1	6	1	5	8	3	14	0	2
19	Facundo SALINAS	3	3	100%	0	0	0	0	0	0	3	0	0	1	2	0	3	0	0
7	Tobias GOYTIA	2	2	100%	0	0	0	0	0	1	0	0	1	1	1	0	2	0	0
14	Bautista GIMENEZ	1	1	100%	0	0	0	0	1	0	0	0	0	0	1	0	1	0	0
17	Emiliano BARRIONUEVO	0	0	0%	0	0	0	0	0	0	0	0	0	0	0	0	0	0	0
18	Galo ESCOBAR	3	2	67%	0	0	0	0	2	0	0	0	1	1	0	2	3	0	0
20	Mateo SANCHEZ	6	4	67%	0	0	0	1	1	1	2	0	1	3	2	1	5	0	1

Line Breaks

Mozambique



					4 Units				3 Units			2 Units		Direction			Distribution Type		
#	Player	Line Breaks Attempted	Line Breaks Completed	Line Break Completion %	Attacking Line	Attacking Midfield Line	Midfield Line	Defensive Line	Attacking Line	Midfield Line	Defensive Line	Midfield Line	Defensive Line	Through	Around	Over	Pass	Cross	Ball Progression
1	JOAO	5	1	20%	1	0	1	0	0	2	0	1	0	1	0	4	5	0	0
2	PIRES	15	12	80%	1	0	0	0	9	1	1	3	0	1	8	6	15	0	0
5	KHENZANE	12	6	50%	0	0	0	0	1	4	2	2	3	4	5	3	11	0	1
7	ALIRIO CUNA	5	3	60%	0	0	0	0	1	1	1	1	1	2	1	2	5	0	0
8	VALENTIM	11	9	82%	0	0	0	0	4	4	0	3	0	5	4	2	10	0	1
10	CHAUSON	3	3	100%	0	0	0	0	0	1	1	0	1	0	3	0	3	0	0
11	NHAMPULE JUNIOR	3	2	67%	0	0	0	0	0	2	1	0	0	3	0	0	2	0	1
15	DIEGO	10	8	80%	0	0	0	1	1	1	3	3	1	5	4	1	8	0	2
17	PASCOAL	15	10	67%	1	2	0	0	6	2	0	3	1	3	5	7	15	0	0
19	FLORESNALDO	13	5	38%	0	0	0	0	8	2	1	1	1	2	9	2	12	1	0
20	ALLAN	13	10	77%	0	0	0	0	6	4	1	2	0	2	10	1	10	1	2
6	JOEL	3	3	100%	0	0	0	0	1	0	0	2	0	2	1	0	3	0	0
9	JONAS	1	0	0%	0	0	0	0	0	0	1	0	0	0	0	1	1	0	0
16	CHARIF	0	0	0%	0	0	0	0	0	0	0	0	0	0	0	0	0	0	0
18	MUBAI	5	4	80%	0	0	0	0	0	3	1	0	1	2	3	0	4	0	1

22 November 2026 - Aspire Zone - Pitch 7 - Mansour Muftah - 18:30

Passing Networks

Argentina



#	Passes From ↓ to →	Valentin REIGIA	Alvaro GUICH	Simon ESCOBAR	Thiago PEREZ	Matheo MACHUCA	Marcos ORTIZ	Giovanni BARONI	Juan Cruz POLICELLA	Mateo MENDIZABAL	Alex CARDOZO	Facundo SALINAS	Tobias GOYTIA	Bautista GIMENEZ	Emiliano BARRIONUEVO	Galo ESCOBAR	Mateo SANCHEZ
1	Valentin REIGIA		3	0	0	0	0	0	2	4	1	1	0	0	1	0	1
2	Alvaro GUICH	4		0	8	2	3	2	4	5	1	0	2	0	0	0	0
3	Simon ESCOBAR	0	0		0	6	5	3	6	1	10	1	0	0	0	0	1
4	Thiago PEREZ	0	5	3		2	8	3	2	2	1	0	0	0	2	0	1
5	Matheo MACHUCA	0	7	6	5		4	2	4	2	6	2	0	0	0	0	0
8	Marcos ORTIZ	0	2	7	6	5		4	2	2	2	3	3	0	0	1	0
10	Giovanni BARONI	0	1	2	2	5	5		1	3	0	5	0	0	0	0	0
11	Juan Cruz POLICELLA	1	0	7	2	3	1	2		0	0	1	0	0	0	0	4
13	Mateo MENDIZABAL	5	9	2	1	0	1	2	0		8	0	0	0	0	1	0
16	Alex CARDOZO	0	2	5	0	4	3	3	4	6		2	2	0	0	0	3
19	Facundo SALINAS	0	0	1	2	2	2	4	4	0	0		0	0	0	0	0
7	Tobias GOYTIA	0	0	0	0	0	1	0	0	0	2	0		0	1	0	5
14	Bautista GIMENEZ	1	0	0	0	0	0	0	0	0	0	0	0		0	0	1
17	Emiliano BARRIONUEVO	0	0	0	1	0	0	0	0	0	0	0	0	0		1	3
18	Galo ESCOBAR	0	0	0	0	0	2	0	0	0	0	0	1	0	0		2
20	Mateo SANCHEZ	0	2	1	0	0	1	0	3	1	3	1	4	1	2	2	

Top 5 Player to Player Passers		
Player	Passed To	% of Total Team Passes
Simon ESCOBAR	Alex CARDOZO	2.9%
Mateo MENDIZABAL	Alvaro GUICH	2.6%
Alvaro GUICH	Thiago PEREZ	2.3%
Thiago PEREZ	Marcos ORTIZ	2.3%
Mateo MENDIZABAL	Alex CARDOZO	2.3%

Passing Networks

Mozambique



#	Passes From ↓ to →	JOAO	PIRES	KHENZANE	ALIRIO CUNA	VALENTIM	CHAUSON	NHAMPULE JUNIOR	DIEGO	PASCOAL	FLORESNALDO	ALLAN	JOEL	JONAS	CHARIF	MUBAI
1	JOAO		7	1	0	0	0	0	2	6	2	2	0	0	0	0
2	PIRES	1		3	4	1	2	1	2	8	0	12	3	0	0	2
5	KHENZANE	0	2		5	1	7	0	6	0	2	2	0	0	0	3
7	ALIRIO CUNA	0	3	3		2	1	3	4	2	1	4	0	0	0	1
8	VALENTIM	0	5	5	2		2	2	3	6	6	4	0	0	0	0
10	CHAUSON	0	0	7	2	0		1	1	0	2	9	0	0	0	0
11	NHAMPULE JUNIOR	0	0	4	2	1	1		2	0	0	0	0	0	0	1
15	DIEGO	0	2	2	3	3	5	0		0	4	2	0	0	0	2
17	PASCOAL	3	10	2	2	8	1	1	2		12	2	1	0	0	0
19	FLORESNALDO	0	1	2	6	5	1	0	2	6		0	1	0	0	2
20	ALLAN	0	1	2	7	2	8	2	2	1	0		0	2	0	0
6	JOEL	0	1	0	0	0	0	3	1	0	0	1		0	0	0
9	JONAS	0	0	0	0	0	0	0	0	0	0	0	1		0	0
16	CHARIF	0	0	0	0	0	0	0	0	0	0	0	1	0		0
18	MUBAI	0	1	0	0	1	0	1	1	1	2	0	0	0	0	

Top 5 Player to Player Passers		
Player	Passed To	% of Total Team Passes
PIRES	ALLAN	3.8%
PASCOAL	FLORESNALDO	3.8%
PASCOAL	PIRES	3.2%
CHAUSON	ALLAN	2.9%
PIRES	PASCOAL	2.5%

Attempts at Goal

Argentina

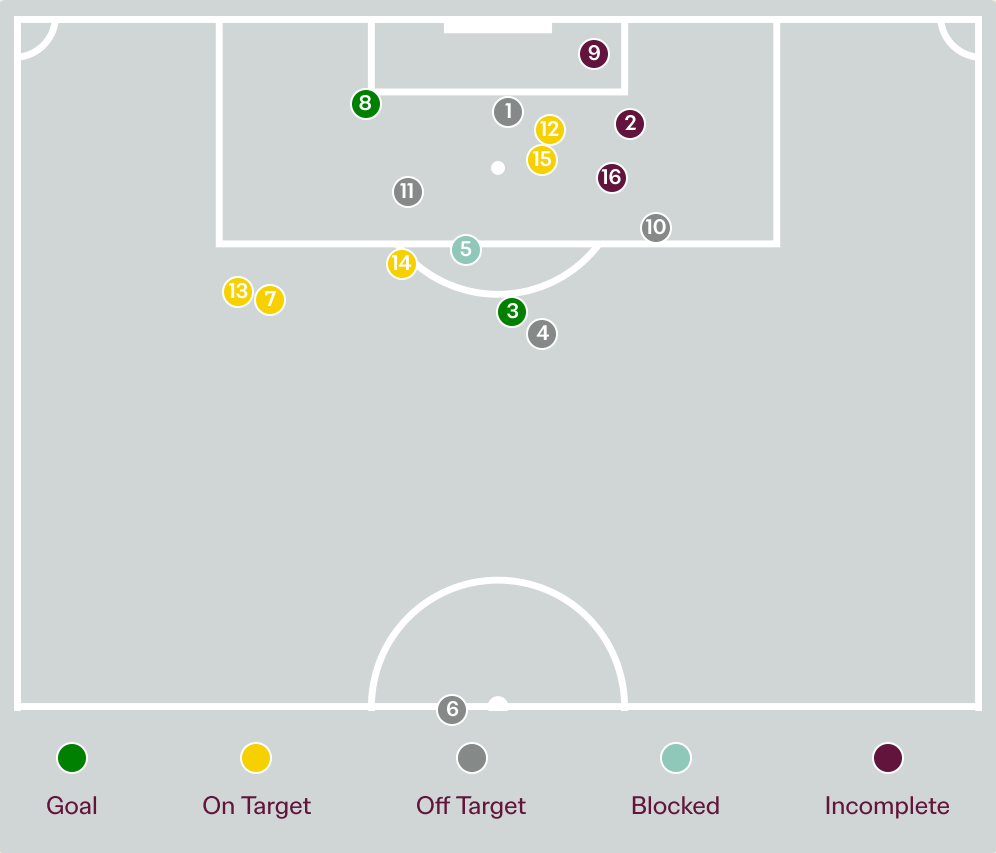

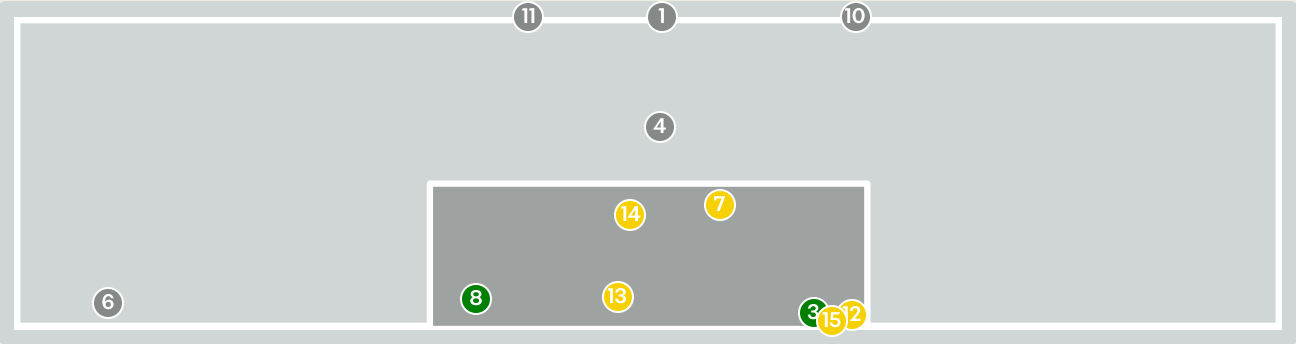

Key	Outcome	Shots
	Goals	2
	On Target	5
	Off Target	5
	Blocked	1
	Incomplete	3

Attempts at Goal

Argentina

Time	Player	Outcome	Body Part	Delivery Type
3	8 Marcos ORTIZ	Off Target	Head	Corner
4	11 Juan Cruz POLICELLA	Incomplete - Player On Ball Error	Left Foot	Cross
4	5 Matheo MACHUCA	On Target - Goal	Left Foot	Loose Ball
16	11 Juan Cruz POLICELLA	Off Target	Right Foot	Pass
20	19 Facundo SALINAS	Incomplete - Blocked	Right Foot	Pass
22	11 Juan Cruz POLICELLA	Off Target	Right Foot	Loose Ball
23	3 Simon ESCOBAR	On Target - Saved	Left Foot	Ball Progression
31	3 Simon ESCOBAR	On Target - Goal	Left Foot	Pass
43	5 Matheo MACHUCA	Incomplete - Player On Ball Error	Right Foot	Cross
47	8 Marcos ORTIZ	Off Target	Left Foot	Pass
49	11 Juan Cruz POLICELLA	Off Target	Right Foot	Cross
60	19 Facundo SALINAS	On Target - Saved	Lower Body	Corner
65	11 Juan Cruz POLICELLA	On Target - Saved	Right Foot	Pass
70	11 Juan Cruz POLICELLA	On Target - Saved	Right Foot	Pass
77	7 Tobias GOYTIA	On Target - Saved	Left Foot	Cross
83	17 Emiliano BARRIONUEVO	Incomplete - Player On Ball Error	Left Foot	Cross

Attempts at Goal

Mozambique

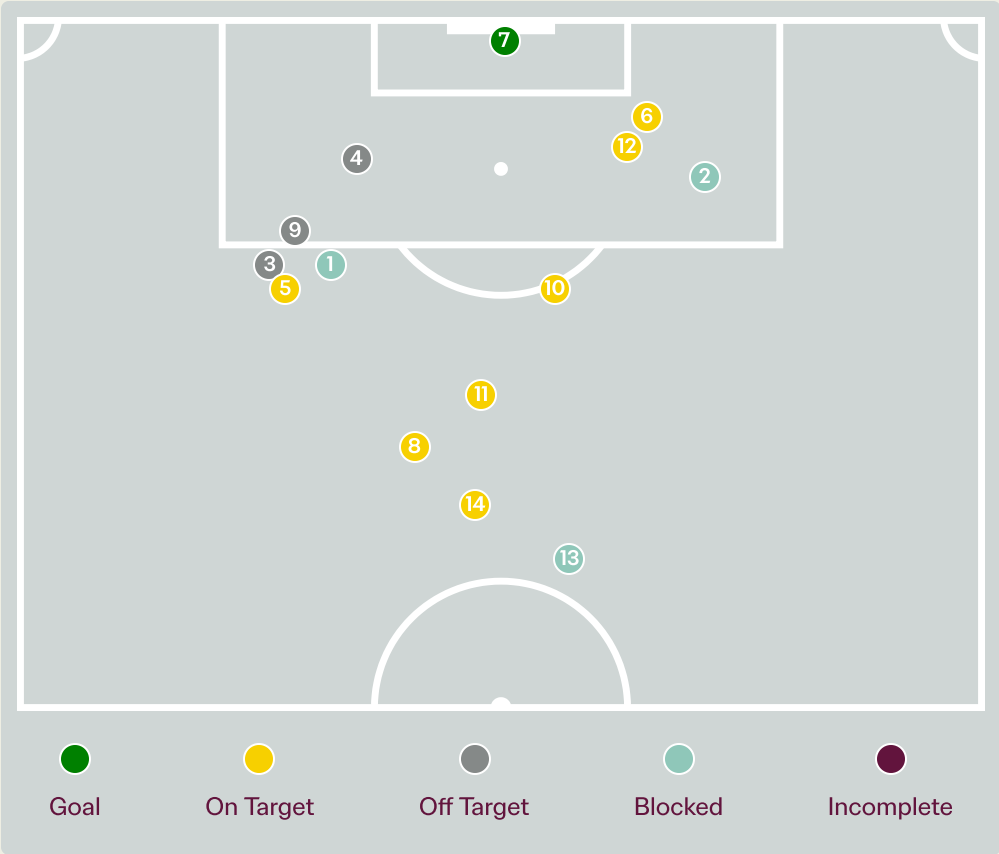



Key	Outcome	Shots
	Goals	1
	On Target	7
	Off Target	3
	Blocked	3
	Incomplete	0

Attempts at Goal

Mozambique

Time	Player	Outcome	Body Part	Delivery Type
15	10 CHAUSON	Incomplete - Blocked	Right Foot	Pass
22	15 DIEGO	Incomplete - Blocked	Left Foot	Ball Progression
34	10 CHAUSON	Off Target	Right Foot	Pass
38	15 DIEGO	Off Target	Left Foot	Pass
44	7 ALIRIO CUNA	On Target - Saved	Right Foot	Ball Progression
45	15 DIEGO	On Target - Saved	Right Foot	Ball Progression
45	7 ALIRIO CUNA	On Target - Goal	Right Foot	Other
59	2 PIRES	On Target - Saved	Left Foot	Loose Ball
61	10 CHAUSON	Off Target	Right Foot	Pass
65	15 DIEGO	Deflected On Target - Saved	Right Foot	Loose Ball
74	2 PIRES	On Target - Saved	Right Foot	Tackle
75	15 DIEGO	Deflected On Target - Saved	Right Foot	Pass
79	2 PIRES	Incomplete - Blocked	Right Foot	Pass
92	6 JOEL	On Target - Saved	Right Foot	Pass

Crosses (Open Play)

Argentina

Cross Locations

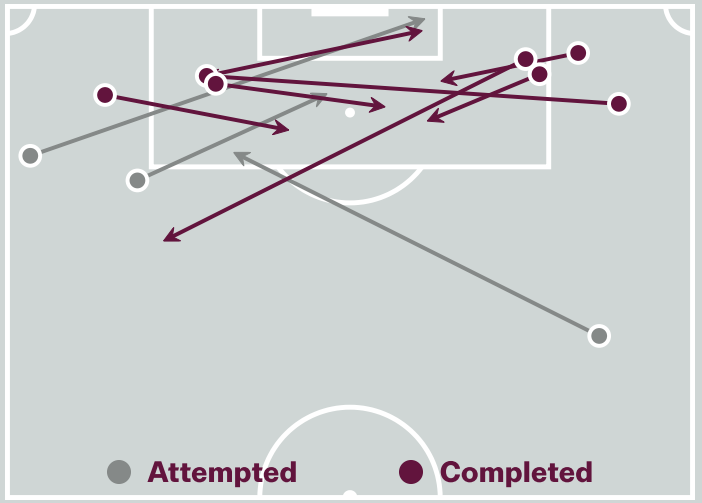

Delivery Type

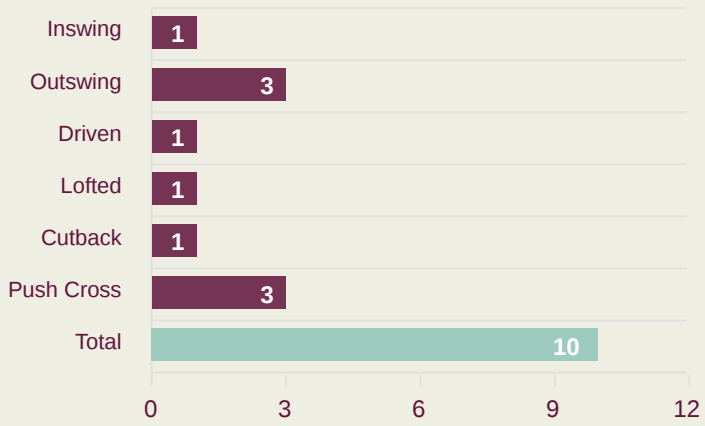

Cross Zones

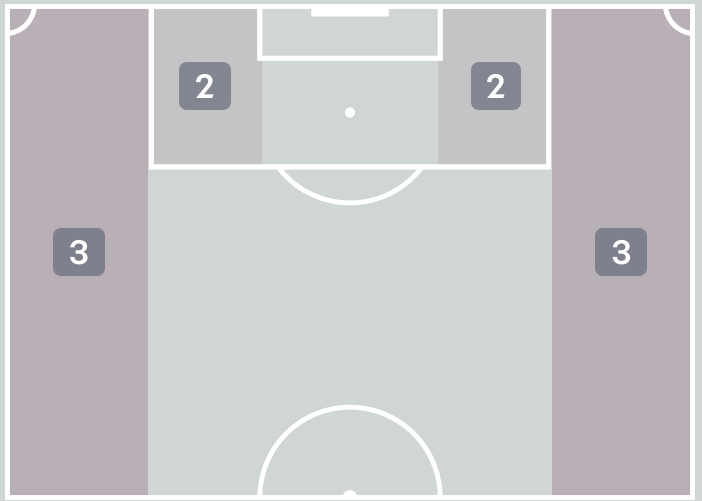

Attempted
10

Completed
7

Most Crosses Attempted
2
Thiago PEREZ
RIGHT BACK

#	Player	Inswing	Outswing	Driven	Lofted	Cutback	Push Cross	Total Attempted
1	Valentin REIGIA	0	0	0	0	0	0	0
2	Alvaro GUICH	0	0	0	0	0	0	0
3	Simon ESCOBAR	0	1	0	1	0	0	2
4	Thiago PEREZ	0	0	0	0	1	1	2
5	Matheo MACHUCA	0	0	0	0	0	0	0
8	Marcos ORTIZ	0	1	0	0	0	0	1
10	Giovanni BARONI	1	0	0	0	0	0	1
11	Juan Cruz POLICELLA	0	0	1	0	0	0	1
13	Mateo MENDIZABAL	0	0	0	0	0	0	0
16	Alex CARDOZO	0	1	0	0	0	1	2
19	Facundo SALINAS	0	0	0	0	0	0	0
7	Tobias GOYTIA	0	0	0	0	0	0	0
14	Bautista GIMENEZ	0	0	0	0	0	0	0
17	Emiliano BARRIONUEVO	0	0	0	0	0	1	1
18	Galo ESCOBAR	0	0	0	0	0	0	0
20	Mateo SANCHEZ	0	0	0	0	0	0	0

Crosses (Open Play)

Mozambique

Cross Locations

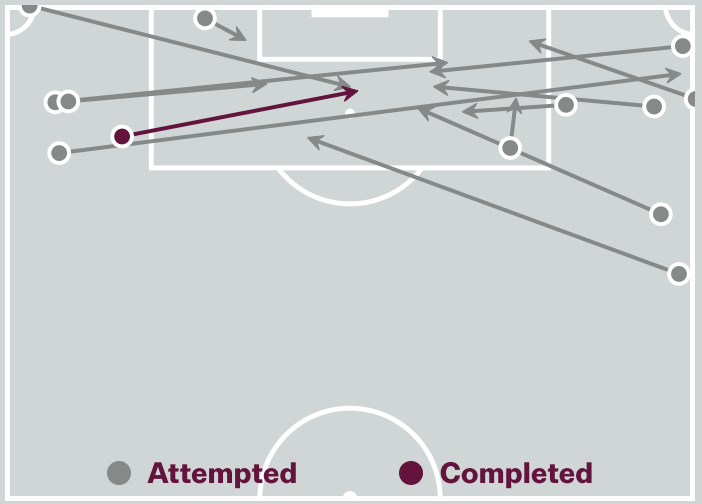

Delivery Type

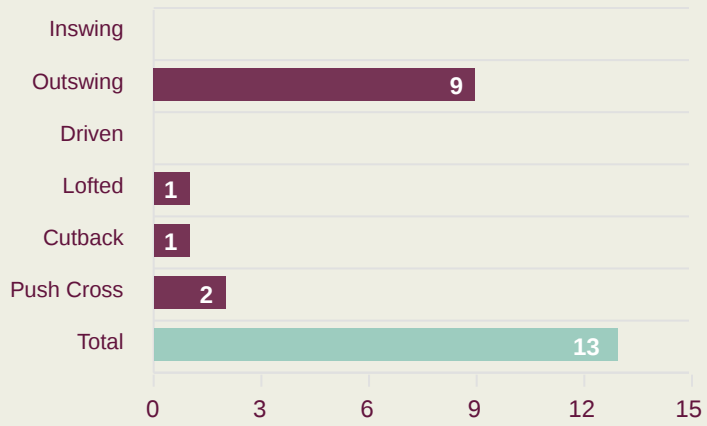

Cross Zones

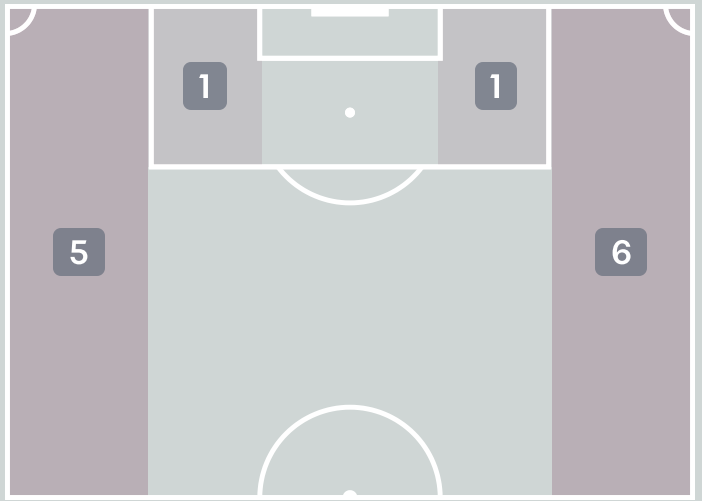

Attempted
13

Completed
1

Most Crosses Attempted

5

FLORESNALDO
RIGHT BACK

#	Player	Inswing	Outswing	Driven	Lofted	Cutback	Push Cross	Total Attempted
1	JOAO	0	0	0	0	0	0	0
2	PIRES	0	0	0	0	0	0	0
5	KHENZANE	0	0	0	0	0	0	0
7	ALIRIO CUNA	0	0	0	0	0	0	0
8	VALENTIM	0	0	0	0	0	0	0
10	CHAUSON	0	0	0	1	0	1	2
11	NHAMPULE JUNIOR	0	0	0	0	0	0	0
15	DIEGO	0	0	0	0	0	0	0
17	PASCOAL	0	0	0	0	0	0	0
19	FLORESNALDO	0	5	0	0	0	0	5
20	ALLAN	0	4	0	0	1	0	5
6	JOEL	0	0	0	0	0	0	0
9	JONAS	0	0	0	0	0	0	0
16	CHARIF	0	0	0	0	0	0	0
18	MUBAI	0	0	0	0	0	1	1

Offering to Receive

Argentina

216
Total Offers Made

93
Total Offers Received

Most Offers
46
Juan Cruz POLICELLA
ATTACKING MIDFIELD

112
Offers Made in Final Third

80
Offers Made in Middle Third

24
Offers Made in Defensive Third

Offers Made Inside Shape

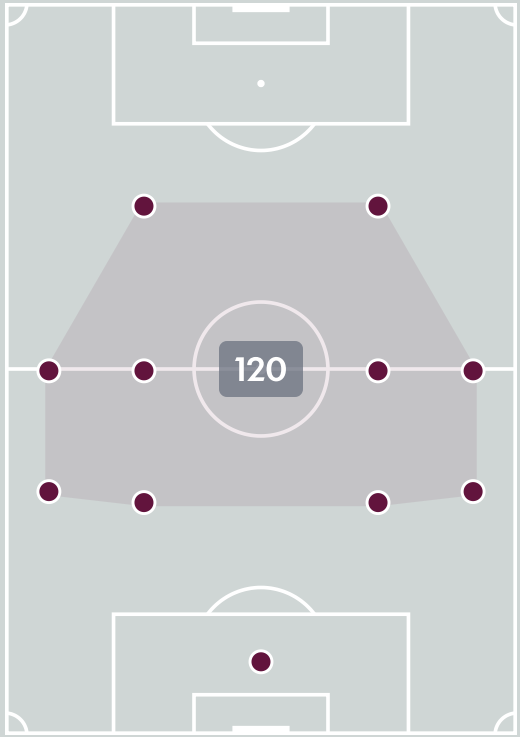

Offers Made Outside Shape

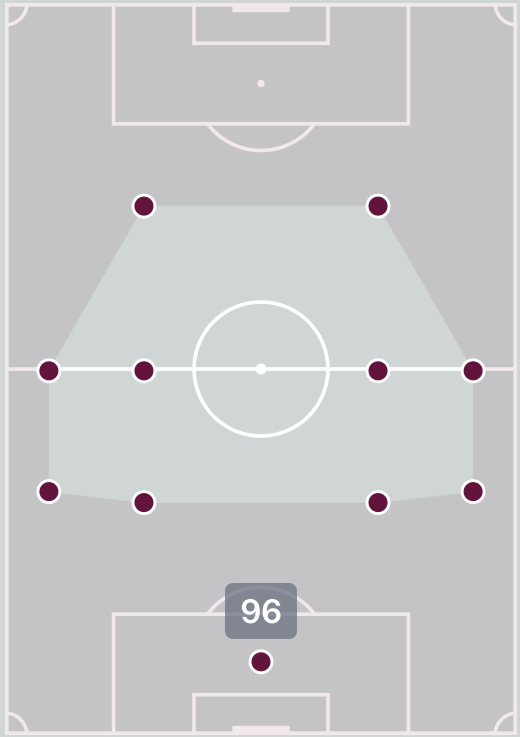

#	Player	Offers Made	Offers Received	% Made & Received
1	Valentin REIGIA	3	2	66.7%
2	Alvaro GUICH	2	1	50%
3	Simon ESCOBAR	22	13	59.1%
4	Thiago PEREZ	5	3	60%
5	Matheo MACHUCA	9	4	44.4%
8	Marcos ORTIZ	9	3	33.3%
10	Giovanni BARONI	30	8	26.7%
11	Juan Cruz POLICELLA	46	18	39.1%
13	Mateo MENDIZABAL	7	6	85.7%
16	Alex CARDOZO	19	9	47.4%
19	Facundo SALINAS	24	6	25%
7	Tobias GOYTIA	17	9	52.9%
14	Bautista GIMENEZ	0	0	0%
17	Emiliano BARRIONUEVO	8	2	25%
18	Galo ESCOBAR	2	1	50%
20	Mateo SANCHEZ	13	8	61.5%

Offering to Receive

Mozambique

257
Total Offers Made

102
Total Offers Received

Most Offers
68
ALIRIO CUNA
RIGHT MIDFIELD

118
Offers Made in Final Third

115
Offers Made in Middle Third

24
Offers Made in Defensive Third

Offers Made Inside Shape

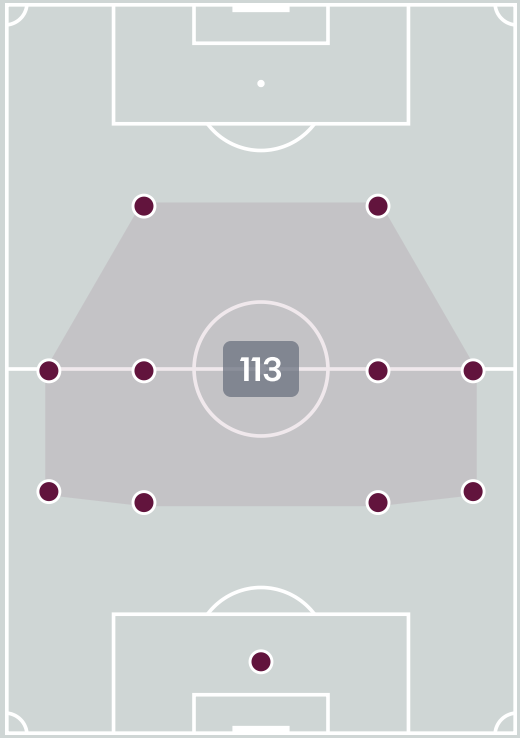

Offers Made Outside Shape

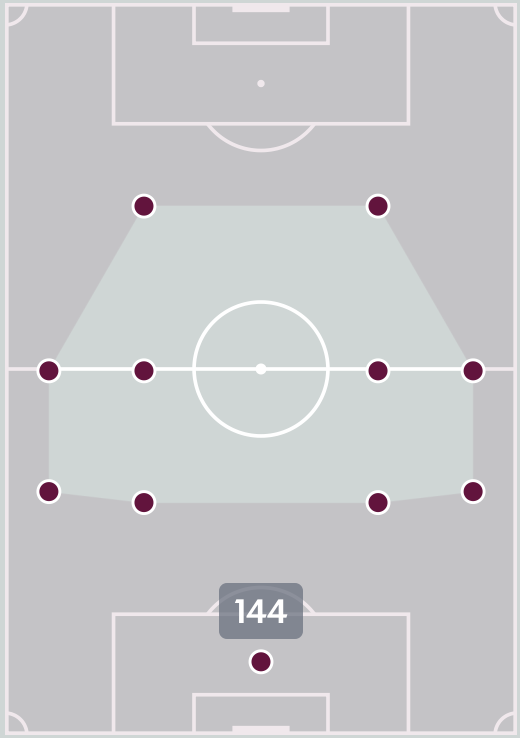

#	Player	Offers Made	Offers Received	% Made & Received
1	JOAO	4	3	75%
2	PIRES	3	3	100%
5	KHENZANE	33	15	45.5%
7	ALIRIO CUNA	68	25	36.8%
8	VALENTIM	10	4	40%
10	CHAUSON	28	14	50%
11	NHAMPULE JUNIOR	14	5	35.7%
15	DIEGO	37	14	37.8%
17	PASCOAL	1	0	0%
19	FLORESNALDO	7	4	57.1%
20	ALLAN	34	9	26.5%
6	JOEL	3	2	66.7%
9	JONAS	1	0	0%
16	CHARIF	4	0	0%
18	MUBAI	10	4	40%

Movement to Receive

Argentina

Movement Types by Phase

Final Third Phase

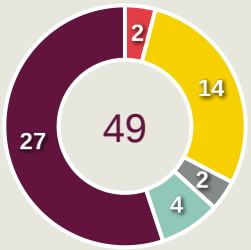

Progression Phase

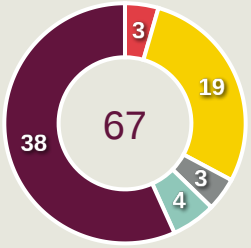

Build Up Phase

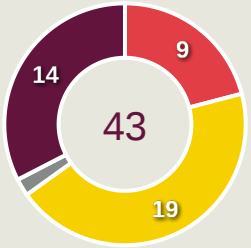

All Movement Types

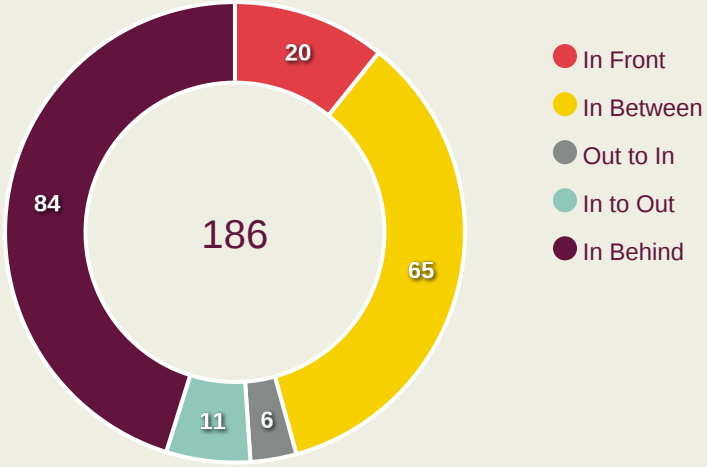

Top Ranked Players

Type	Player	Movements
In Front	5 Matheo MACHUCA	5
In Between	11 Juan Cruz POLICELLA	27
Out to In	11 Juan Cruz POLICELLA	2
In to Out	11 Juan Cruz POLICELLA	4
In Behind	19 Facundo SALINAS	18

Movement Types Pitch Third

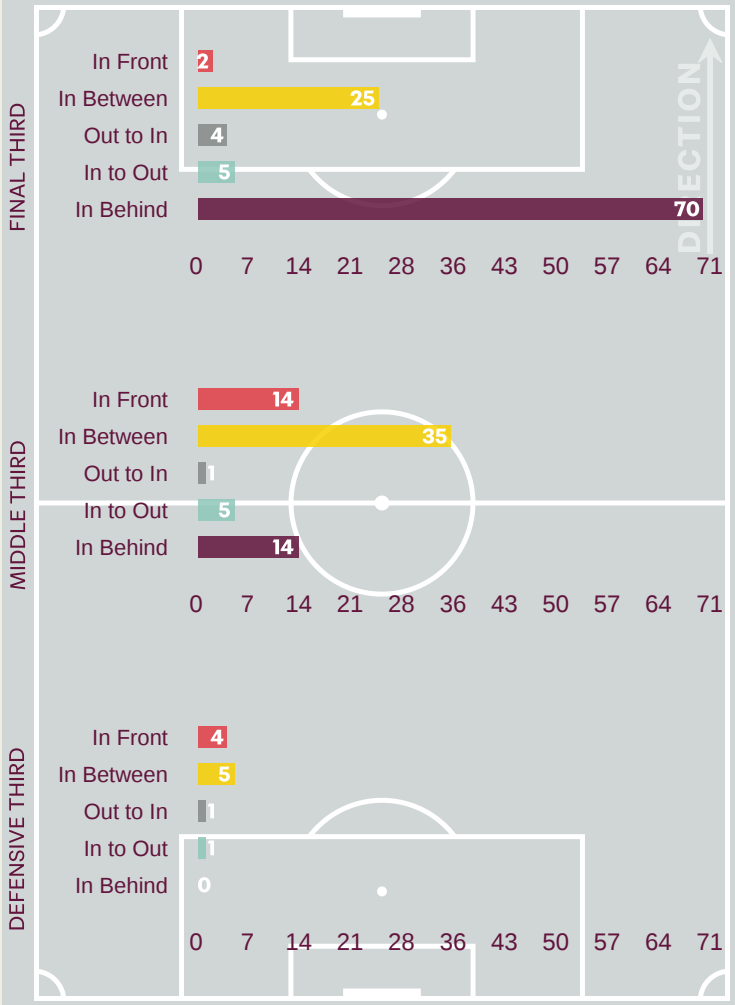

Movement to Receive

Mozambique

Movement Types by Phase

Final Third Phase

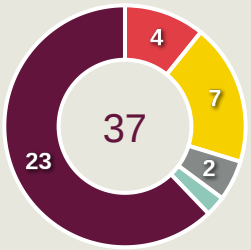

Progression Phase

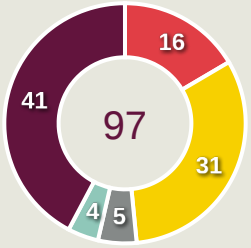

Build Up Phase

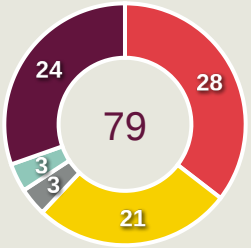

All Movement Types

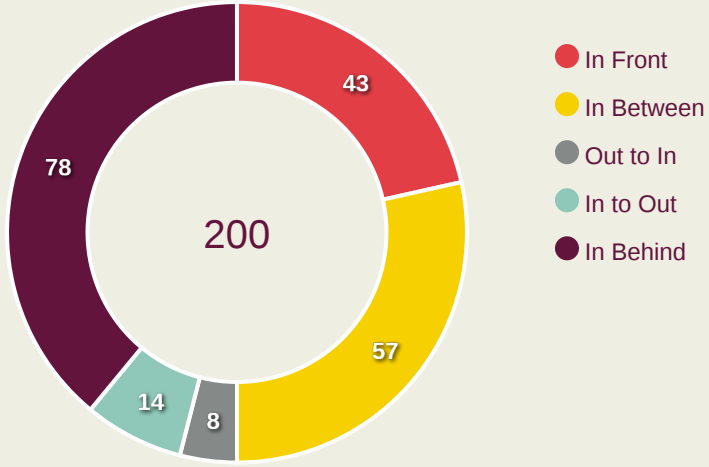

Top Ranked Players

Type	Player	Movements
In Front	7 ALIRIO CUNA	13
In Between	5 KHENZANE	15
Out to In	10 CHAUSON	3
In to Out	15 DIEGO	6
In Behind	7 ALIRIO CUNA	26

Movement Types Pitch Third

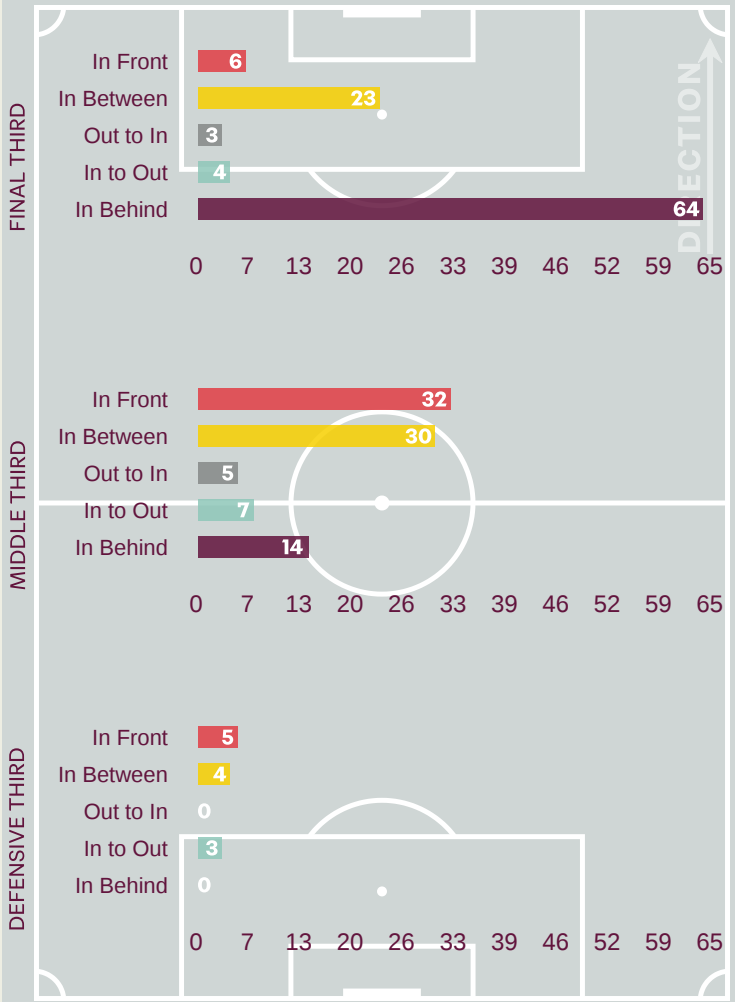

OUT OF POSSESSION




Argentina v Mozambique

Defensive Actions

Argentina

49	54	11	50	3.08
Forced Turnovers	Possession Regained	Interceptions	Tackles	Possession Actions / Defensive Action

Forced Turnovers

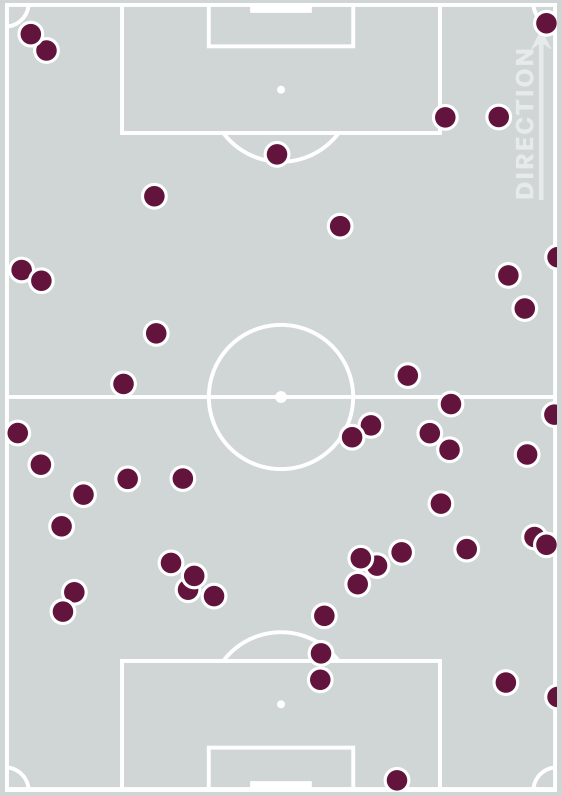

Possession Regain

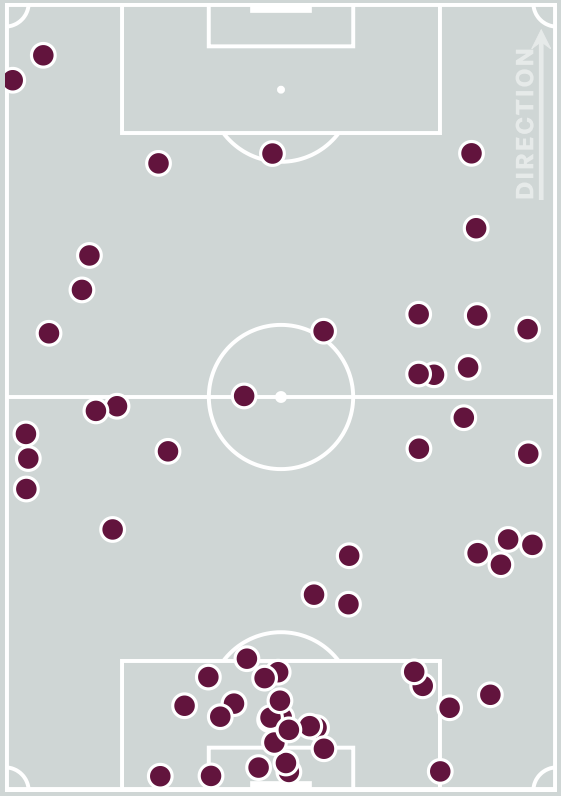

Blocks

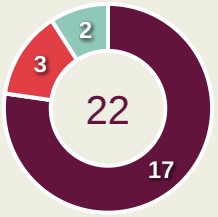

- Passes
- Attempts at Goal
- Crosses
- Clearances

Possession Contests

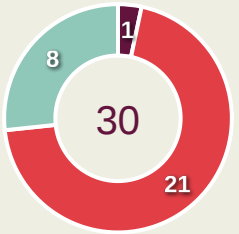

- Physical Duels
- Aerial Duels
- Duels

Most Possession Regains

10

Valentin REIGIA

GOALKEEPER

#	Player	Total Possession Regains
1	Valentin REIGIA	10
2	Alvaro GUICH	5
3	Simon ESCOBAR	4
4	Thiago PEREZ	10
5	Matheo MACHUCA	3
8	Marcos ORTIZ	6
10	Giovanni BARONI	0
11	Juan Cruz POLICELLA	4
13	Mateo MENDIZABAL	7
16	Alex CARDOZO	4
19	Facundo SALINAS	0
7	Tobias GOYTIA	1
14	Bautista GIMENEZ	0
17	Emiliano BARRIONUEVO	0
18	Galo ESCOBAR	0
20	Mateo SANCHEZ	0

Defensive Actions

Mozambique

50	58	11	40	3.33
Forced Turnovers	Possession Regained	Interceptions	Tackles	Possession Actions / Defensive Action

Forced Turnovers

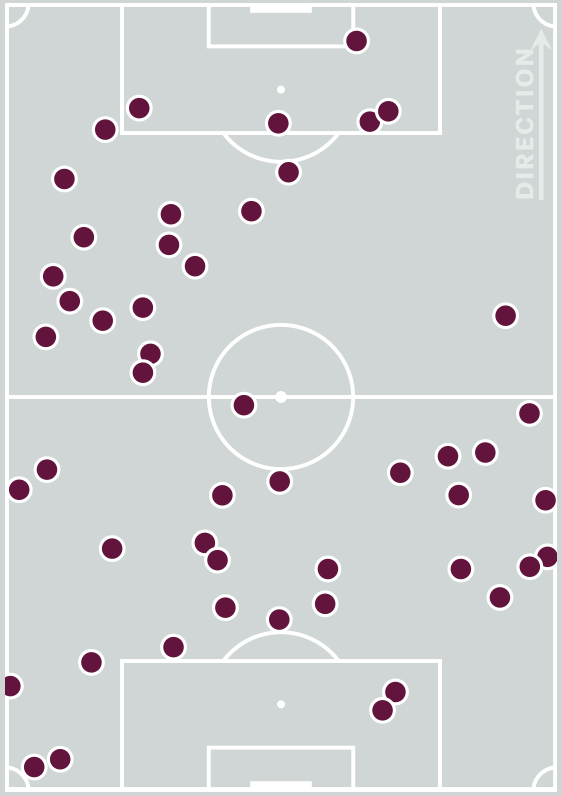

Possession Regain

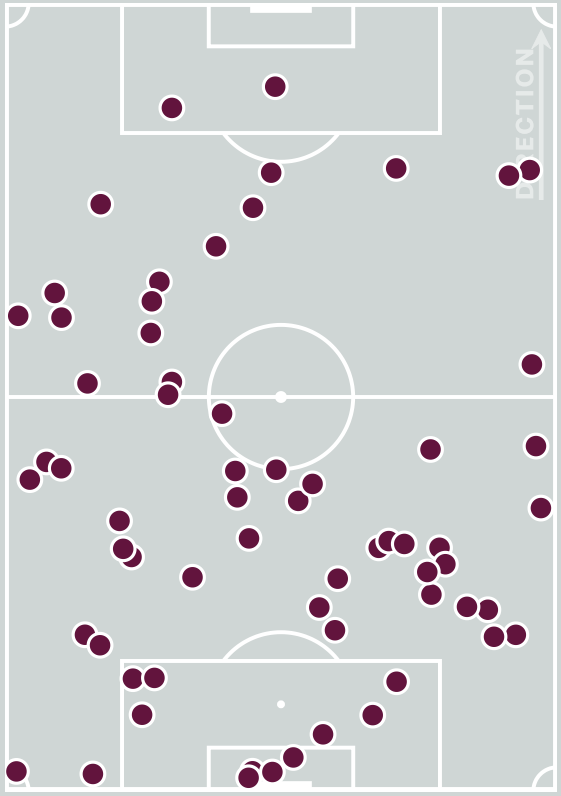

Blocks

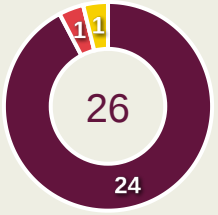

- Passes
- Attempts at Goal
- Crosses
- Clearances

Possession Contests

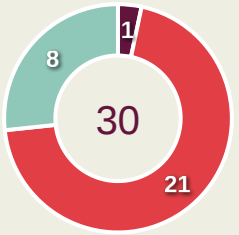

- Physical Duels
- Aerial Duels
- Duels

Most Possession Regains

8

PIRES

LEFT CENTRE BACK

#	Player	Total Possession Regains
1	JOAO	6
2	PIRES	8
5	KHENZANE	5
7	ALIRIO CUNA	2
8	VALENTIM	8
10	CHAUSON	3
11	NHAMPULE JUNIOR	1
15	DIEGO	5
17	PASCOAL	7
19	FLORESNALDO	6
20	ALLAN	6
6	JOEL	0
9	JONAS	0
16	CHARIF	0
18	MUBAI	1

Defensive Line Height & Team Length

Argentina

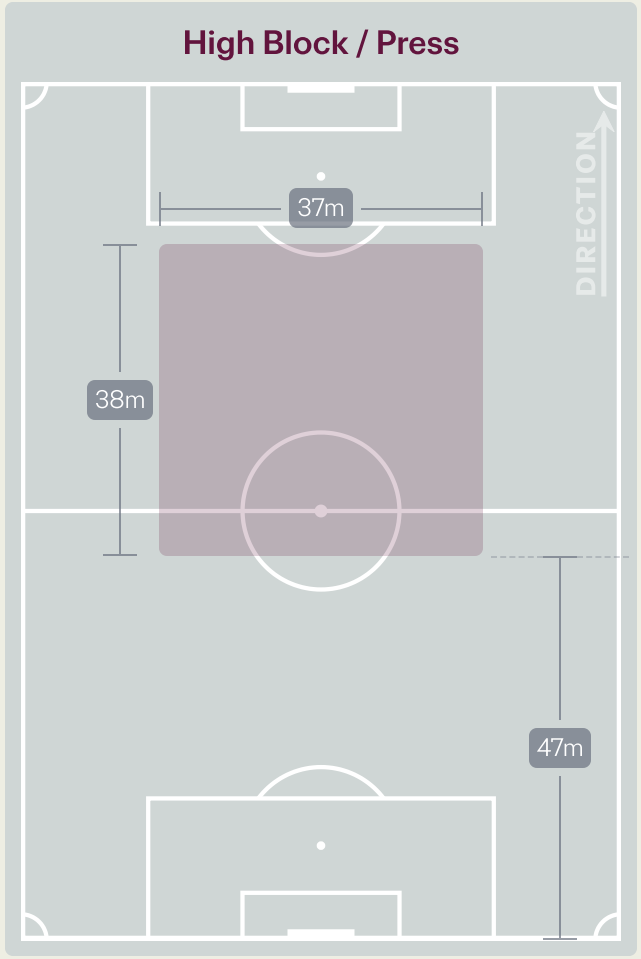

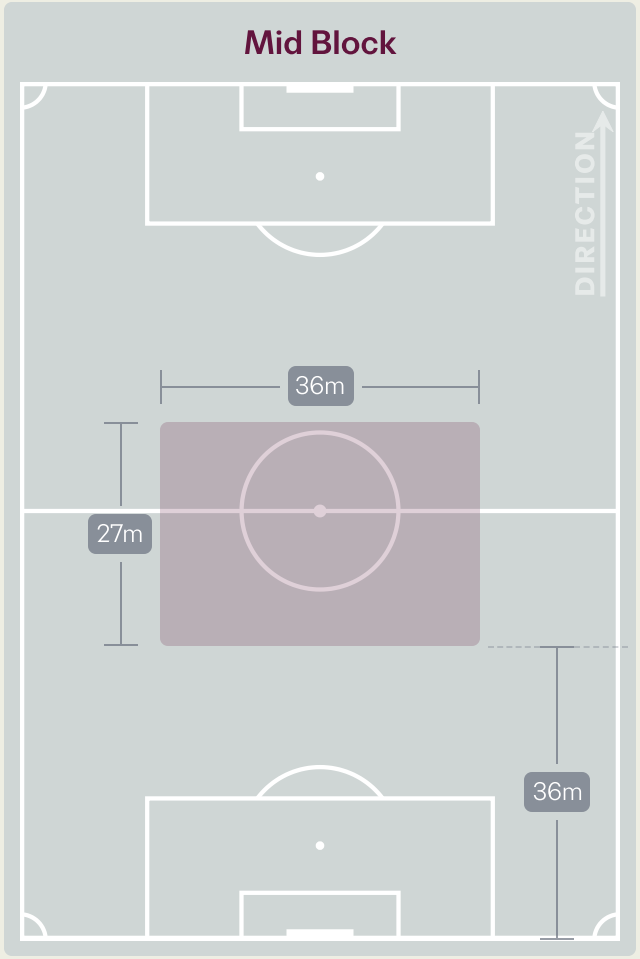

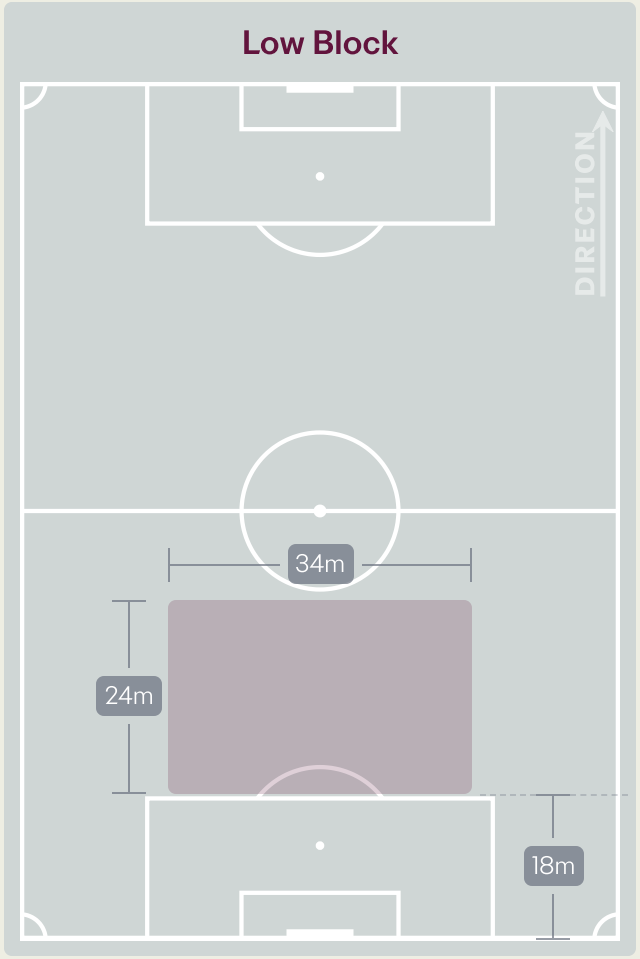

Defensive Line Height & Team Length

Mozambique

High Block / Press

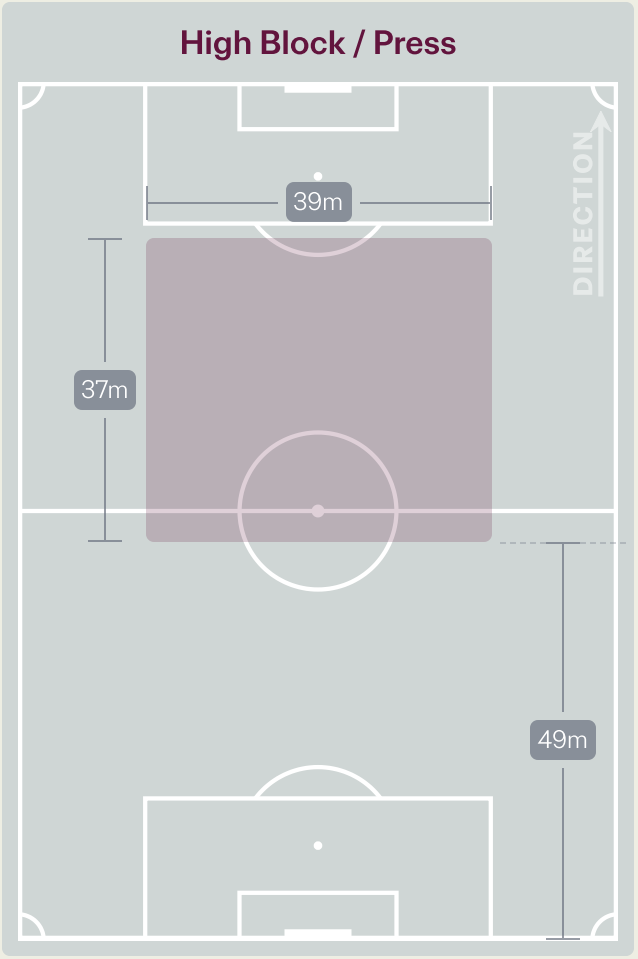

Mid Block

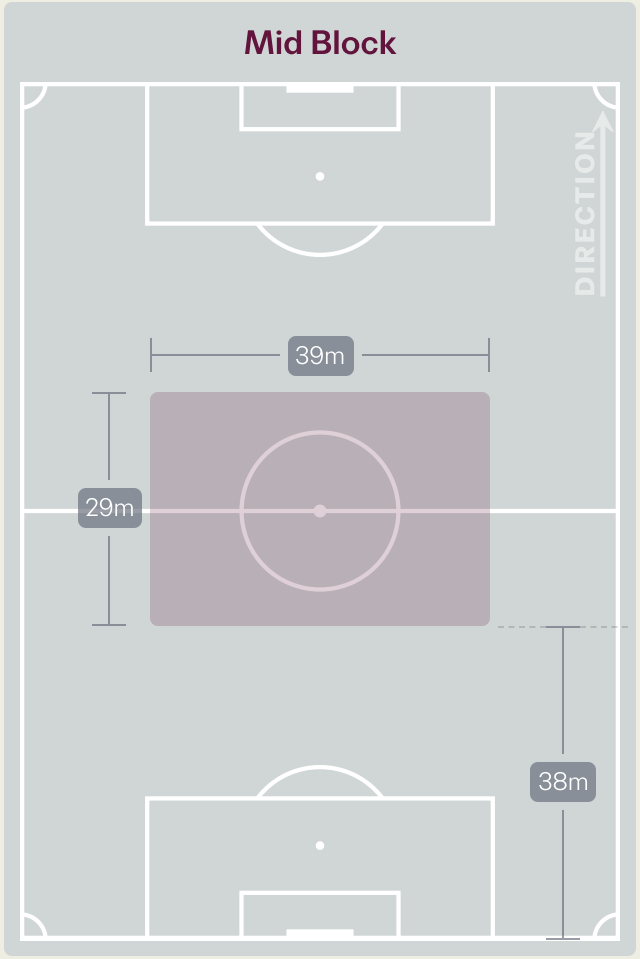

Low Block

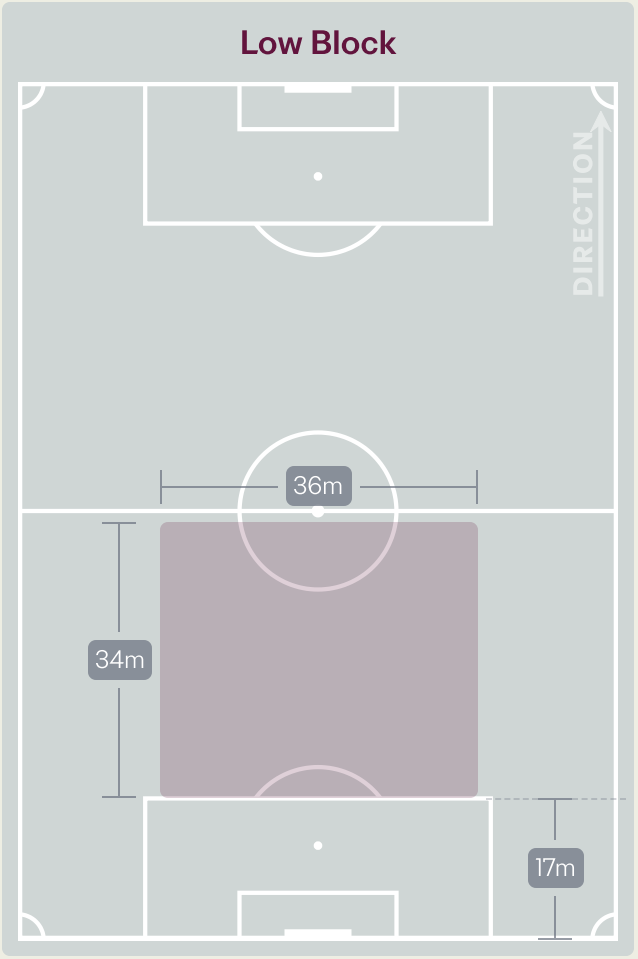

22 November 2026 - Aspire Zone - Pitch 7 - Mansour Muftah - 18:30

Defensive Pressure

Argentina

Mozambique

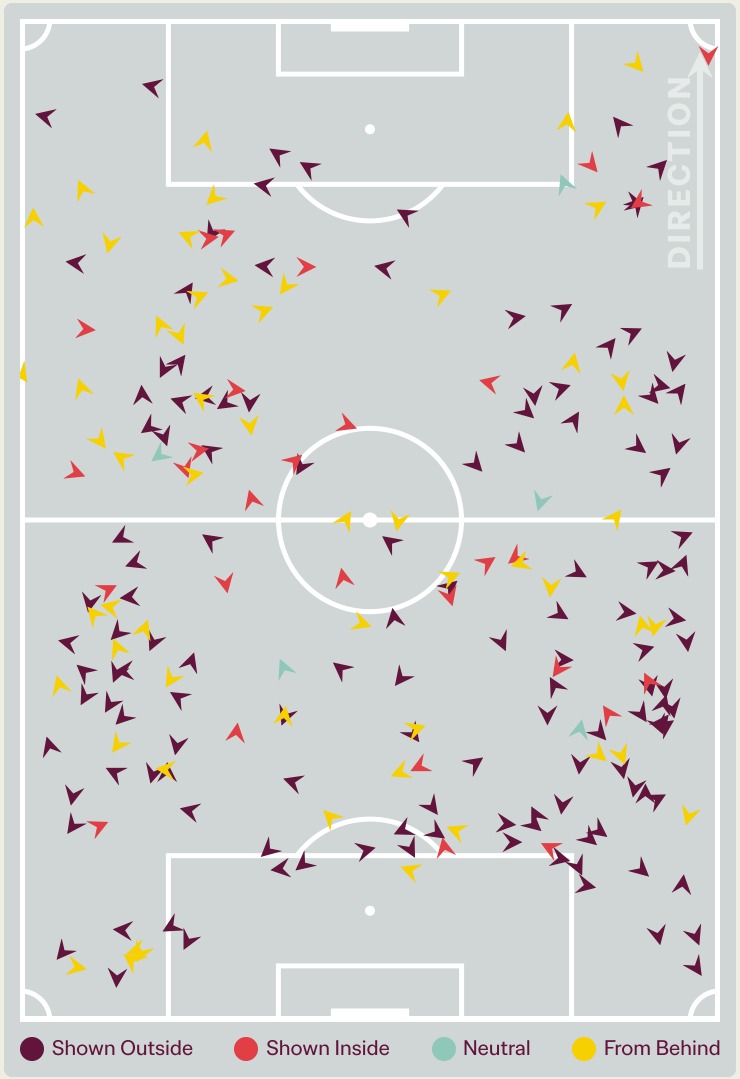

222	Total Pressures	256
55	Direct Pressures	60
1.48s	Avg Pressure Duration	1.71s
49	Forced Turnovers	50
13.26s	Ball Recovery Time	12.71s
48	Pushing on into Pressing	94
107	Pushing on	152
29	Pressing Direction Inside	49
132	Pressing Direction Outside	127

Most Direct Pressures

10

Marcos ORTIZ

DEFENSIVE MIDFIELD CENTRE RIGHT

Most Direct Pressures

10

DIEGO

CENTRE FORWARD LEFT

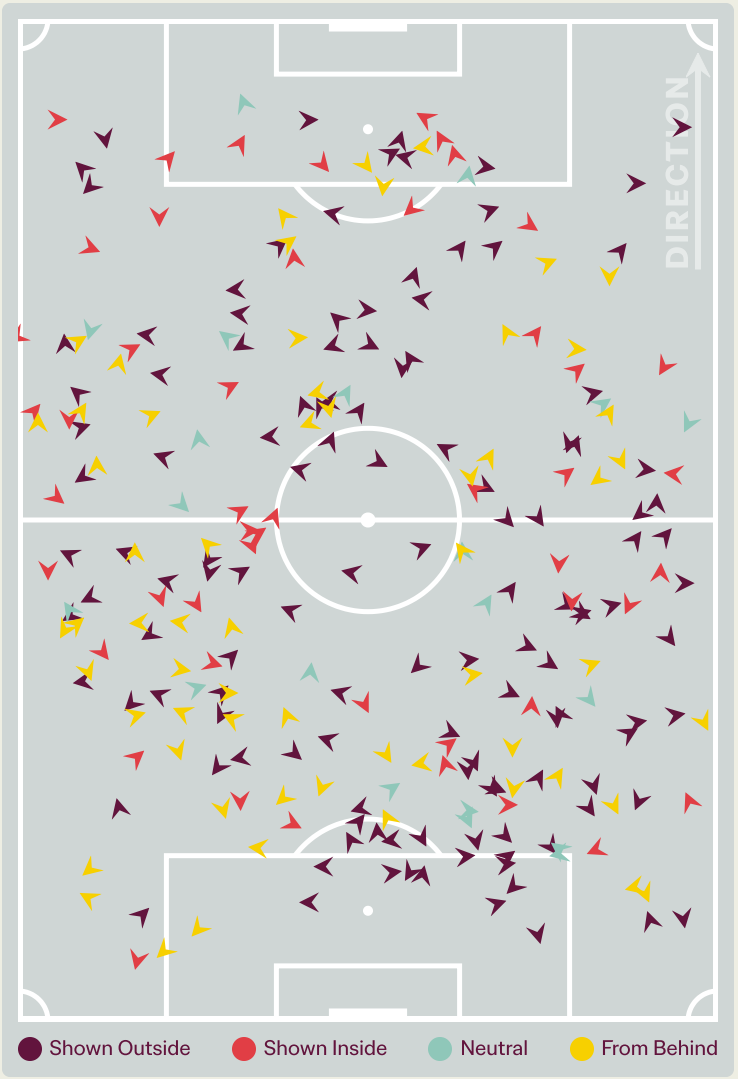

GOALKEEPING




Argentina v Mozambique

Goalkeeping Involvement

Argentina

Argentina GK Involvement Timeline

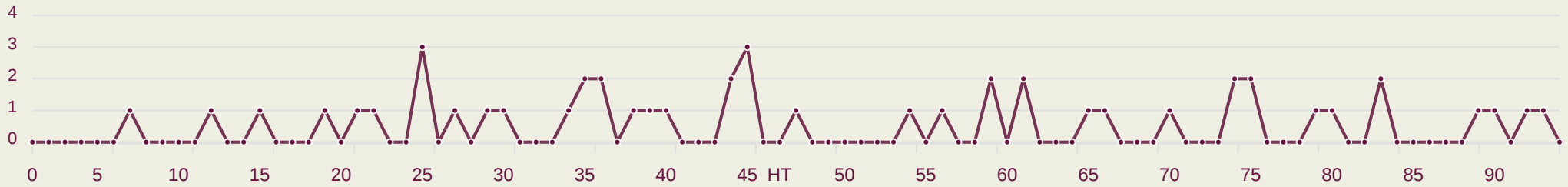

48

Total Involvements

Mozambique

Mozambique GK Involvement Timeline

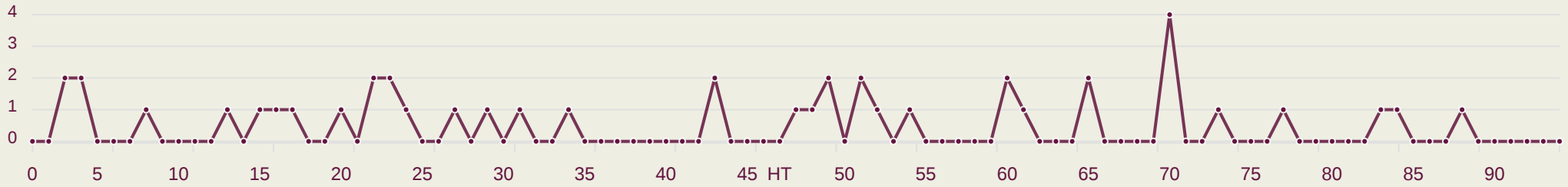

43

Total Involvements

Goalkeeping Distribution

Argentina

Kick from Feet

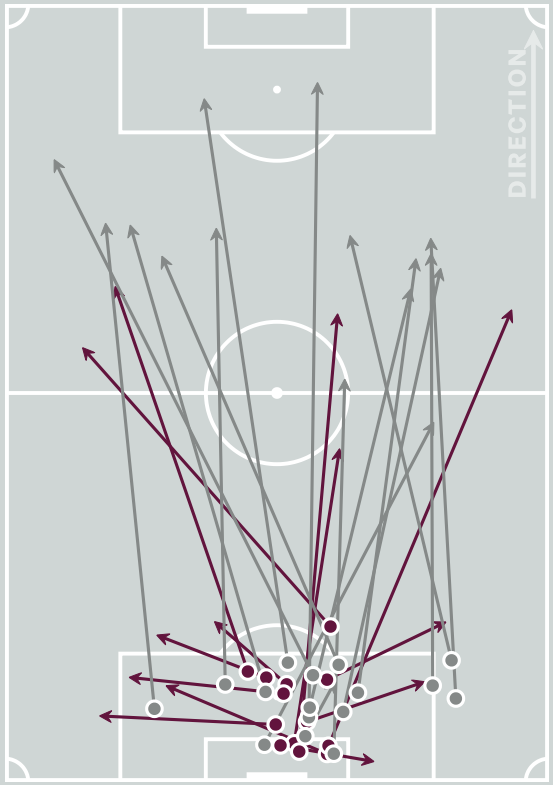

● Complete ● Incomplete

- Play Onto
- Play Into
- Play Around
- Play Through
- Play Beyond
- Other

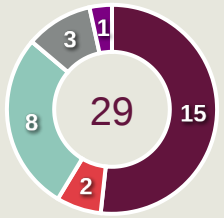

Kick from Hands

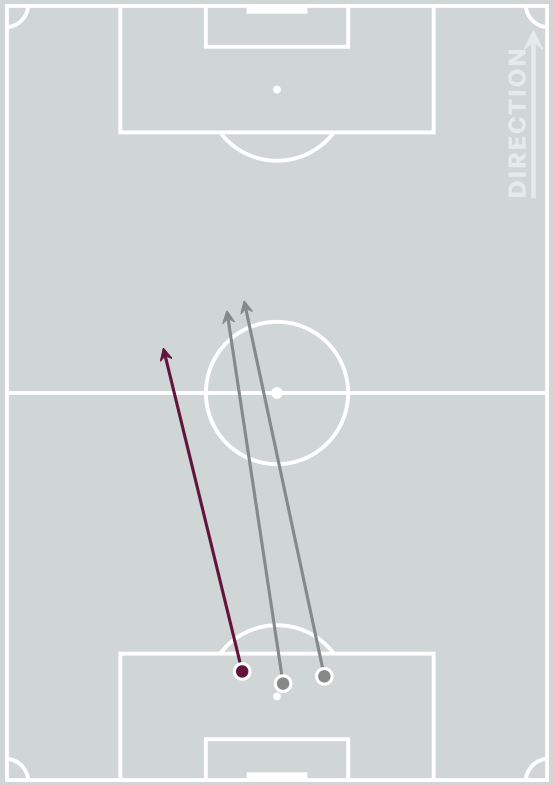

● Complete ● Incomplete

- Side Kick
- From Hands
- Drop Kick

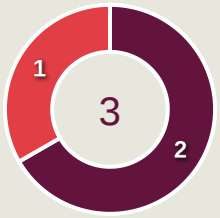

Throw Distribution

● Complete ● Incomplete

- Over Arm
- Under Arm
- Side Arm
- Chest

0

Total Distributions

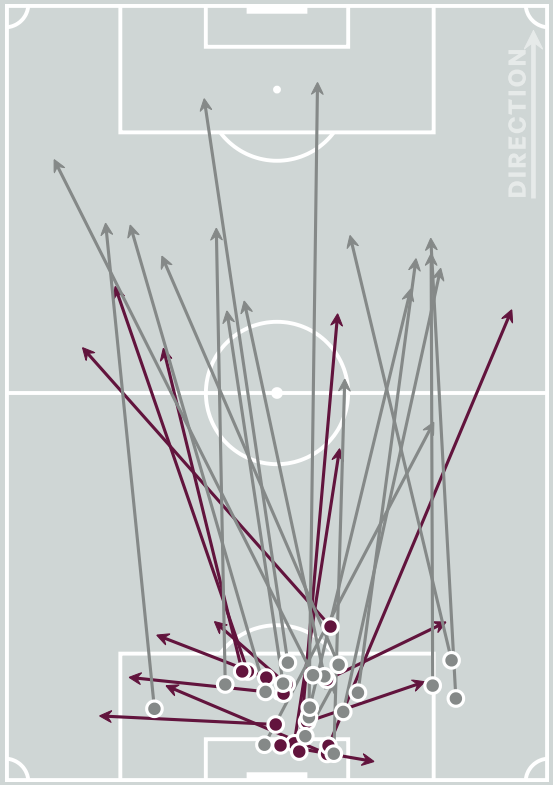

● Complete ● Incomplete

24

Goalkeeper Line Breaks

Goalkeeping Distribution

Mozambique

Kick from Feet

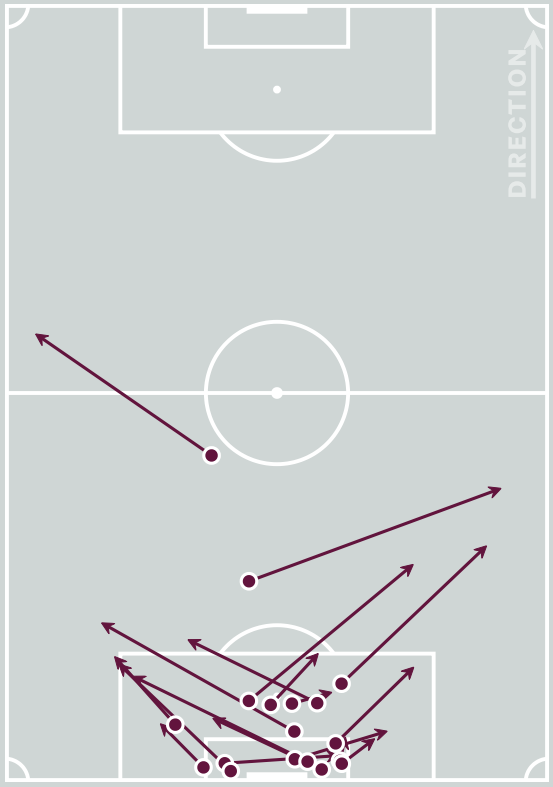

Complete Incomplete

- Play Onto
- Play Into
- Play Around
- Play Through
- Play Beyond
- Other

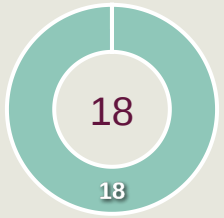

Kick from Hands

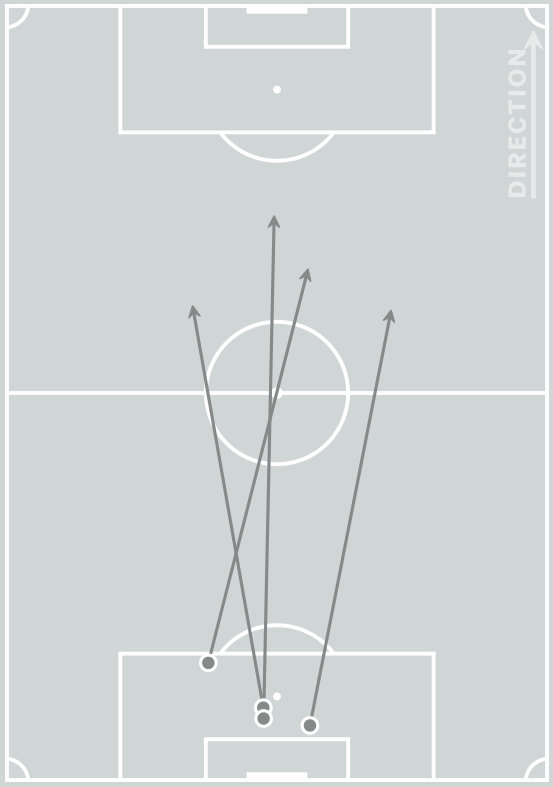

Complete Incomplete

- Side Kick
- From Hands
- Drop Kick



Throw Distribution

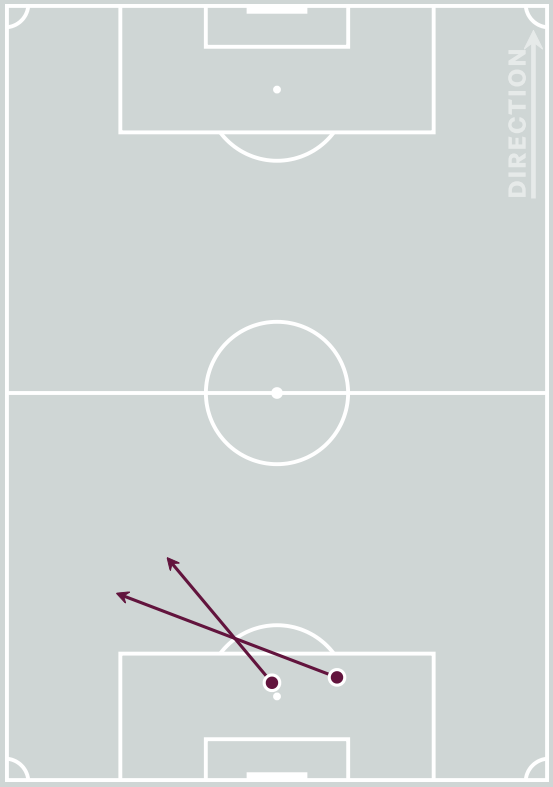

Complete Incomplete

- Over Arm
- Under Arm
- Side Arm
- Chest

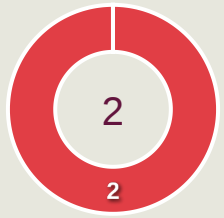

Total Distributions

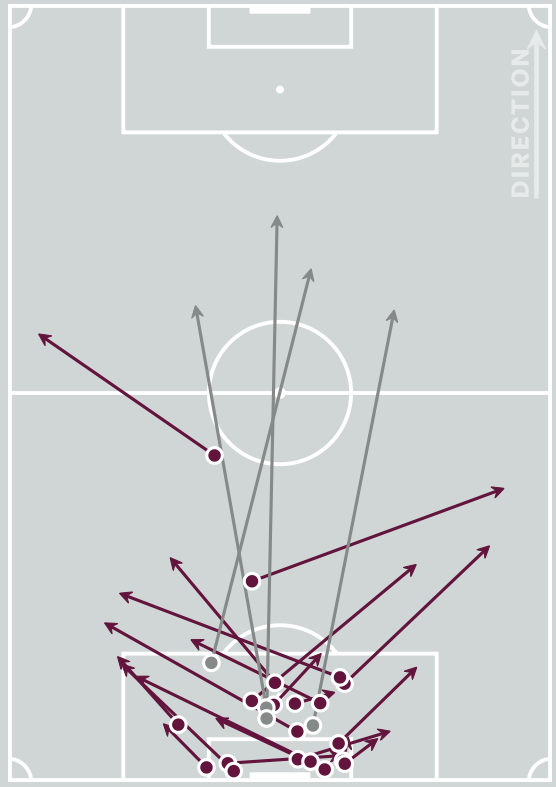

Complete Incomplete



Goalkeeper Line Breaks

Goal Prevention

Argentina

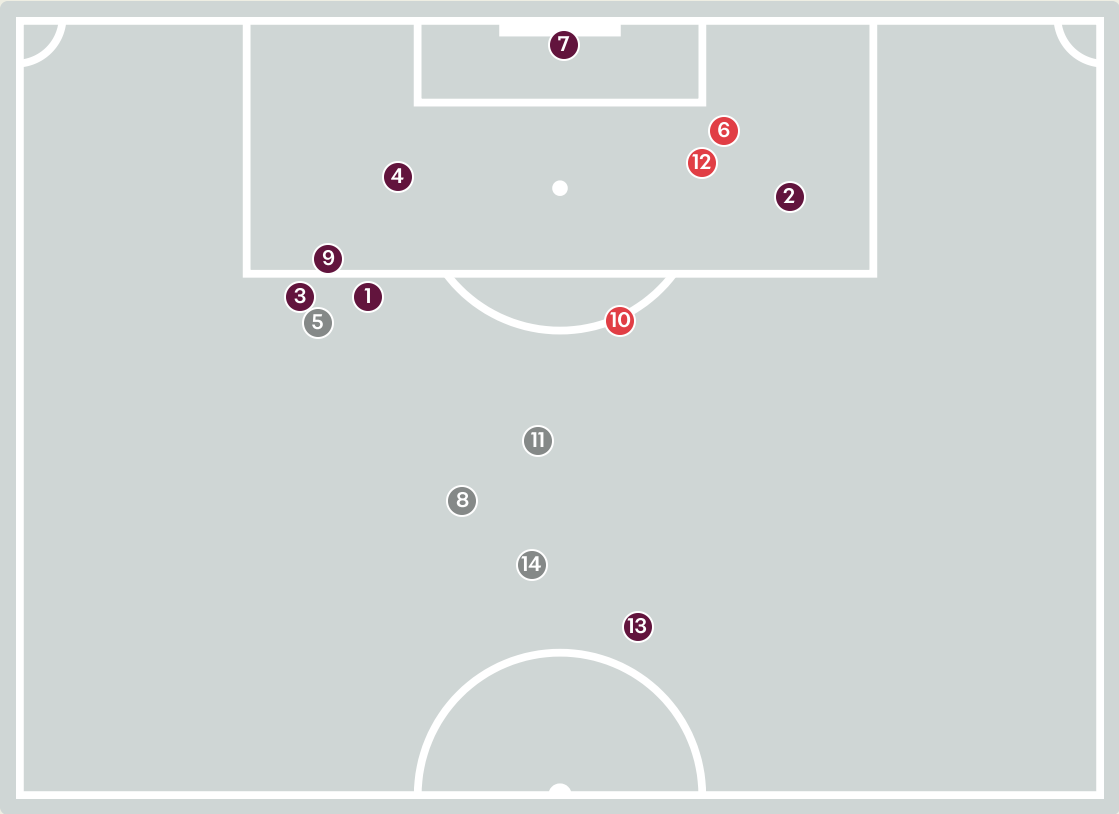

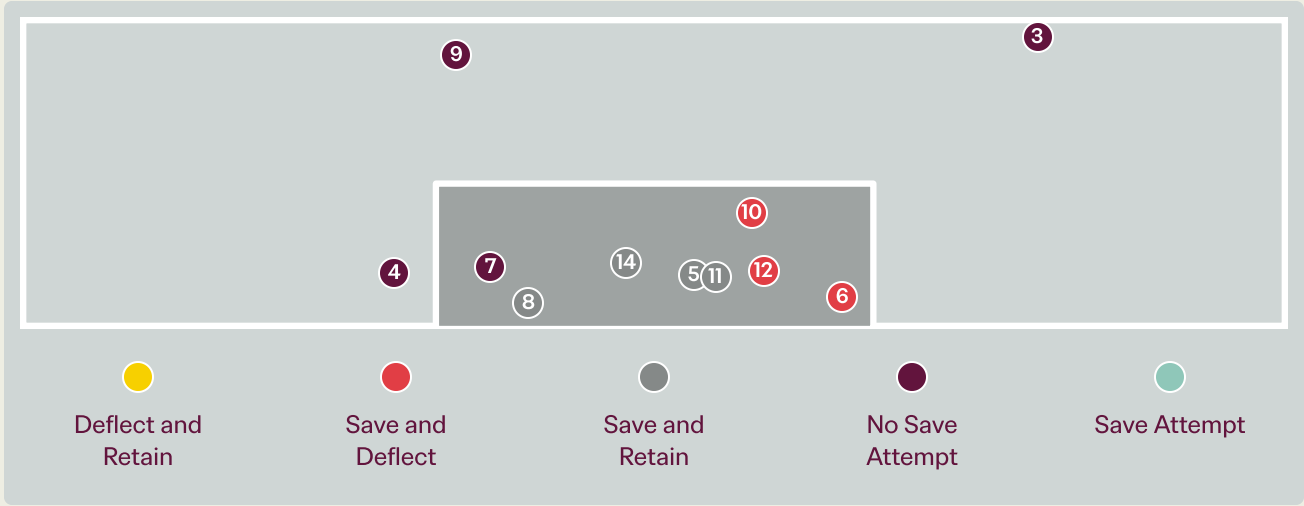

Intervention Type



Intervention Body Type

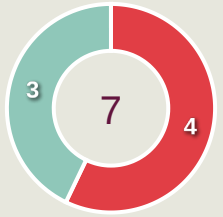

14

Total Attempts on Goal Faced

88

Save %

Total Attempts on Goal Faced	Total Goal Interventions	Save & Retain	Deflect & Retain	Save & Deflect	Save Attempt	No Save Attempt
14	7	4	0	3	0	7

Goal Prevention

Mozambique

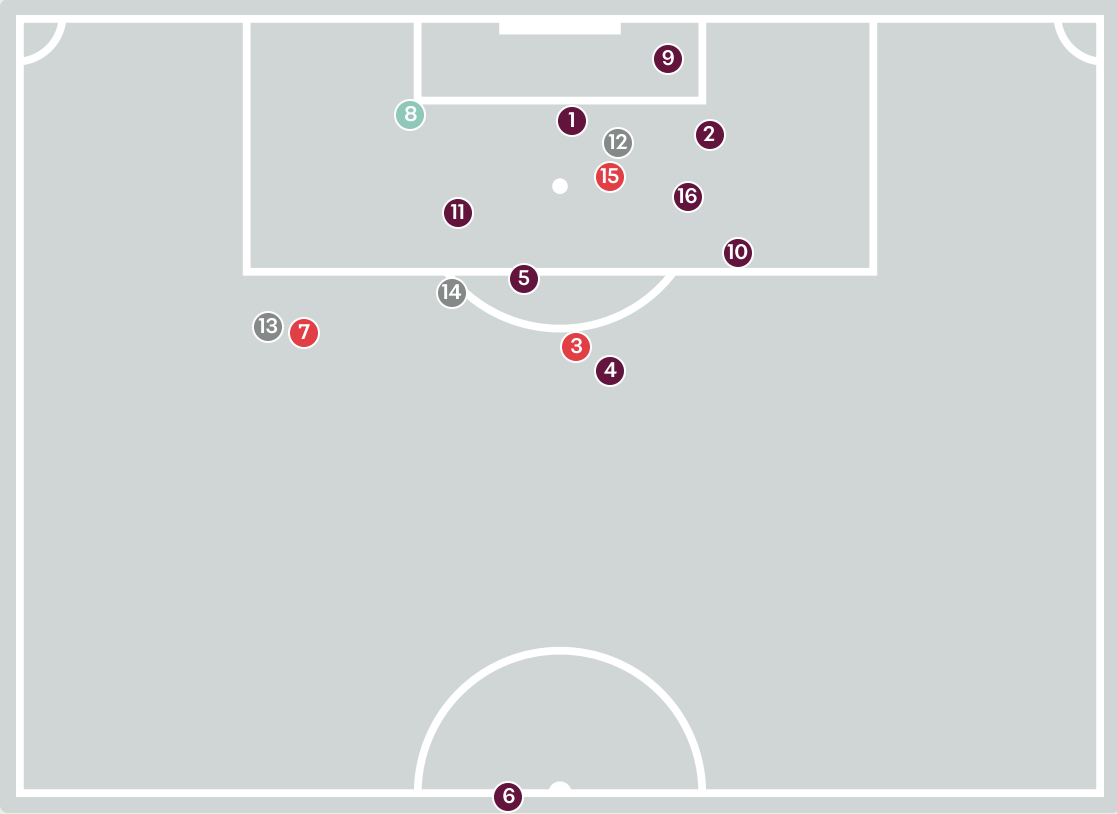

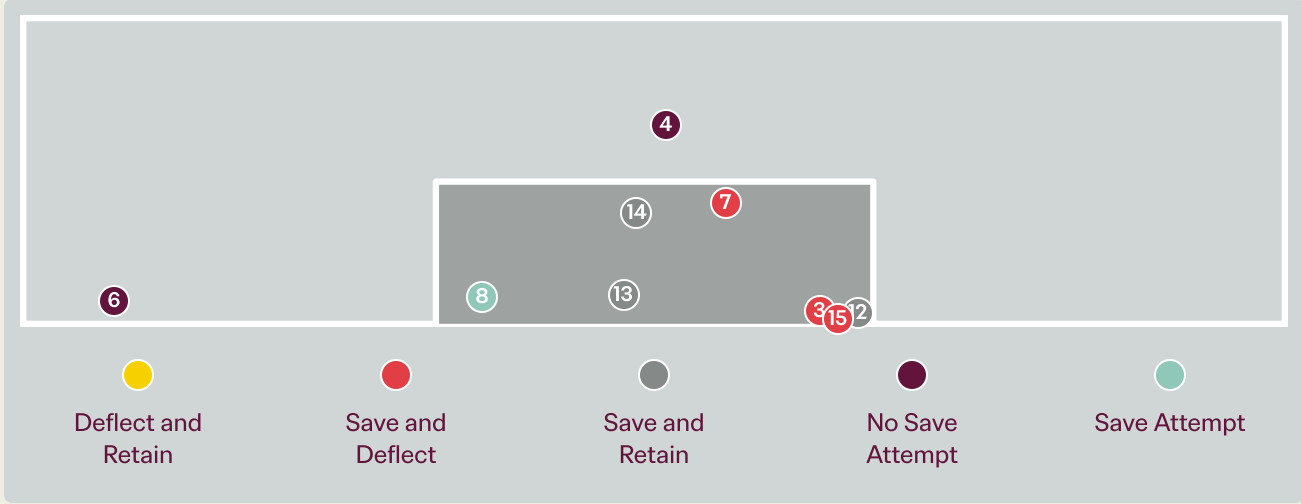

16

Total Attempts on Goal Faced

71

Save %

Intervention Type



Deflect & Retain · Save & Deflect · Save & Retain · No Save Attempt · Save Attempt

Intervention Body Type

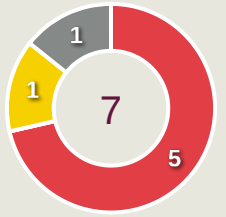

Head · Hands · Upper Body · Lower Body · Feet

Total Attempts on Goal Faced	Total Goal Interventions	Save & Retain	Deflect & Retain	Save & Deflect	Save Attempt	No Save Attempt
16	6	3	0	3	1	9

Aerial Control

Argentina

2
Total Interventions

2	2	0
Complete	Punches	Incomplete

0	0	0
Complete	Claims	Incomplete

0	0	0
Complete	Tipped/Palmed	Incomplete

Crosses Faced

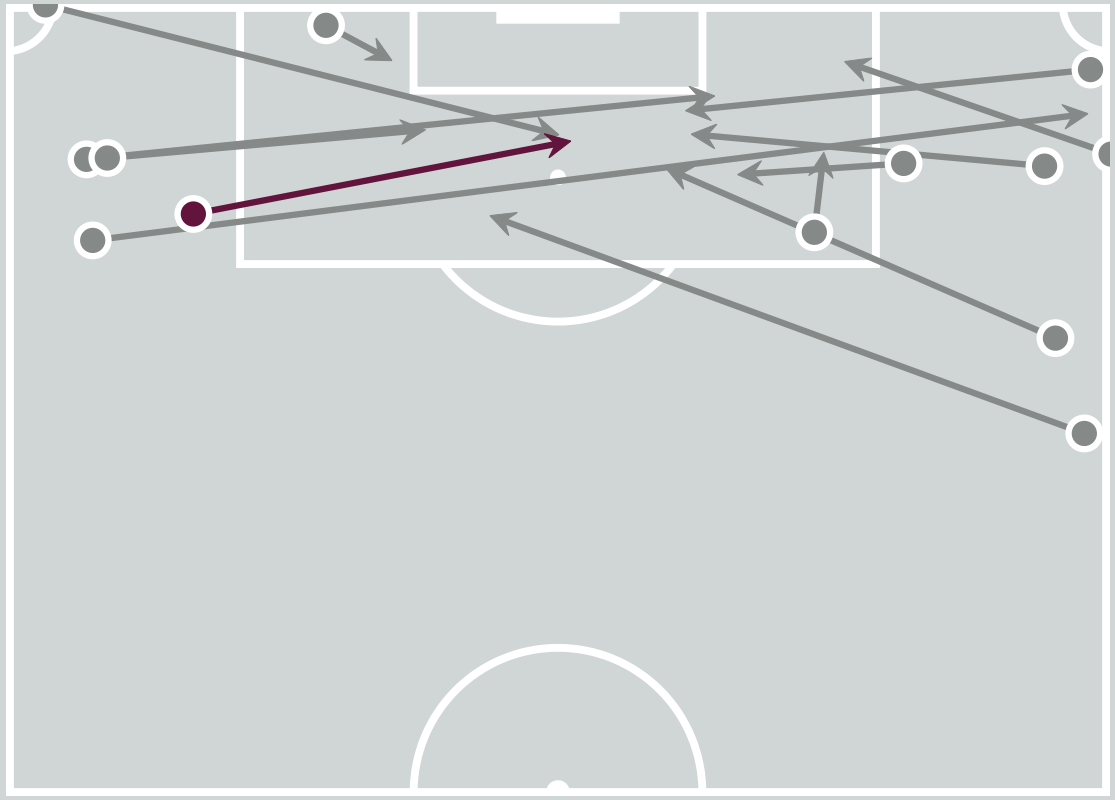

Delivery Types Faced

Total	In Swing	Out Swing	Driven	Lofted	Cutback	Push
19	4	11	0	1	1	2

Aerial Control

Mozambique

2
Total Interventions

1	1	0
Complete	Punches	Incomplete

1	1	0
Complete	Claims	Incomplete

0	0	0
Complete	Tipped/Palmed	Incomplete

Crosses Faced

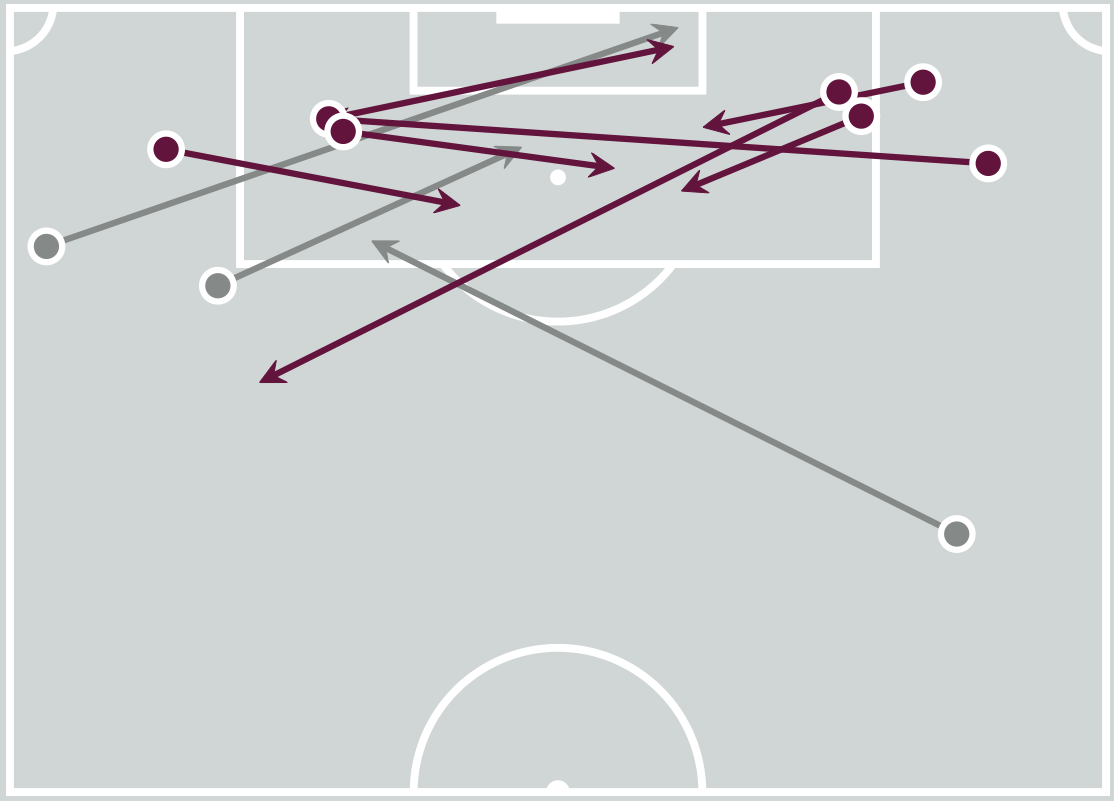

Delivery Types Faced

Total	In Swing	Out Swing	Driven	Lofted	Cutback	Push
15	3	6	1	1	1	3

FIFA U17 WORLD CUP QATAR 2026

SET PLAYS




Argentina v Mozambique

Set Plays

Argentina



48
Total Set Plays

19
Total Free Kicks

0
Total Penalties

5
Total Corners

24
Total Throw Ins

Free Kicks	
Type	**Total**
Direct	17
Direct (on target)	0
Direct (off target)	0
Indirect	2

Corners			
Delivery Type	**From Left Side**	**From Right Side**	**Total**
Direct to Area	1	3	4
Short	0	1	1
Edge of Penalty Area	0	0	0

Corners	
Delivery Style	**Total**
Inswing	2
Outswing	2
Driven	0
Lofted	0

Set Plays

Mozambique

38
Total Set Plays

12
Total Free Kicks

0
Total Penalties

5
Total Corners

21
Total Throw Ins

Free Kicks	
Type	**Total**
Direct	12
Direct (on target)	0
Direct (off target)	0
Indirect	0

Corners			
Delivery Type	**From Left Side**	**From Right Side**	**Total**
Direct to Area	2	2	4
Short	0	1	1
Edge of Penalty Area	0	0	0

Corners	
Delivery Style	**Total**
Inswing	4
Outswing	0
Driven	0
Lofted	0

INDIVIDUAL DATA IN POSSESSION




Argentina v Mozambique

In Possession - Distributions

Argentina



#	Player	Passes Attempted	Passes Completed	Pass Completion %	Switches of Play	Crosses Attempted	Crosses Completed	Line Breaks Attempted	Line Breaks Completed	Line Break Completion %	Ball Progressions	Take Ons	Step Ins	Attempts at Goal	Goals
1	Valentin REIGIA	32	14	44%	0	0	0	24	6	25%	0	0	0	0	0
2	Alvaro GUICH	35	31	89%	3	0	0	12	11	92%	3	2	1	0	0
3	Simon ESCOBAR	41	33	80%	0	2	1	15	12	80%	3	2	1	2	1
4	Thiago PEREZ	57	45	79%	0	2	2	18	13	72%	3	2	1	0	0
5	Matheo MACHUCA	42	38	90%	1	0	0	7	5	71%	1	0	1	2	1
8	Marcos ORTIZ	41	37	90%	0	1	0	9	9	100%	2	2	0	2	0
10	Giovanni BARONI	26	24	92%	0	5	2	4	3	75%	6	5	1	0	0
11	Juan Cruz POLICELLA	31	22	71%	0	1	1	7	6	86%	6	4	2	6	0
13	Mateo MENDIZABAL	33	29	88%	0	0	0	7	6	86%	5	2	3	0	0
16	Alex CARDOZO	45	38	84%	1	2	1	16	14	88%	4	3	1	0	0
19	Facundo SALINAS	17	15	88%	0	0	0	3	3	100%	0	0	0	2	0
7	Tobias GOYTIA	12	9	75%	0	0	0	2	2	100%	1	1	0	1	0
14	Bautista GIMENEZ	2	2	100%	0	0	0	1	1	100%	0	0	0	0	0
17	Emiliano BARRIONUEVO	5	5	100%	0	1	1	0	0	0%	2	2	0	1	0
18	Galo ESCOBAR	7	5	71%	0	0	0	3	2	67%	0	0	0	0	0
20	Mateo SANCHEZ	26	21	81%	0	1	1	6	4	67%	3	3	0	0	0

In Possession - Offers & Receptions

Argentina



			Offer movement types						
#	Player	Total Offers	In Front	In Between	Out to In	In to Out	In Behind	No Movement	Offers Received
1	Valentin REIGIA	3	0	0	0	0	0	3	2
2	Alvaro GUICH	2	0	0	1	0	0	1	1
3	Simon ESCOBAR	22	1	10	1	1	6	3	13
4	Thiago PEREZ	5	1	0	0	0	4	0	3
5	Matheo MACHUCA	9	5	3	0	0	0	1	4
8	Marcos ORTIZ	9	0	2	0	2	4	1	3
10	Giovanni BARONI	30	5	6	0	1	16	2	8
11	Juan Cruz POLICELLA	46	2	27	2	4	10	1	18
13	Mateo MENDIZABAL	7	0	0	0	0	0	7	6
16	Alex CARDOZO	19	2	1	0	1	7	8	9
19	Facundo SALINAS	24	0	4	0	1	18	1	6
7	Tobias GOYTIA	17	0	4	0	1	12	0	9
14	Bautista GIMENEZ	0	0	0	0	0	0	0	0
17	Emiliano BARRIONUEVO	8	0	3	0	0	5	0	2
18	Galo ESCOBAR	2	1	1	0	0	0	0	1
20	Mateo SANCHEZ	13	3	4	2	0	2	2	8

In Possession - Distributions

Mozambique



#	Player	Passes Attempted	Passes Completed	Pass Completion %	Switches of Play	Crosses Attempted	Crosses Completed	Line Breaks Attempted	Line Breaks Completed	Line Break Completion %	Ball Progressions	Take Ons	Step Ins	Attempts at Goal	Goals
1	JOAO	24	20	83%	0	0	0	5	1	20%	0	0	0	0	0
2	PIRES	48	40	83%	0	0	0	15	12	80%	0	0	0	3	0
5	KHENZANE	35	28	80%	0	0	0	12	6	50%	9	8	1	0	0
7	ALIRIO CUNA	37	25	68%	1	2	1	5	3	60%	10	9	1	2	1
8	VALENTIM	38	35	92%	0	0	0	11	9	82%	1	1	0	0	0
10	CHAUSON	31	22	71%	0	3	1	3	3	100%	1	1	0	3	0
11	NHAMPULE JUNIOR	15	11	73%	0	0	0	3	2	67%	4	4	0	0	0
15	DIEGO	30	24	80%	0	0	0	10	8	80%	9	7	2	5	0
17	PASCOAL	50	45	90%	0	0	0	15	10	67%	0	0	0	0	0
19	FLORESNALDO	42	34	81%	1	5	0	13	5	38%	1	1	0	0	0
20	ALLAN	41	32	78%	1	8	0	13	10	77%	7	5	2	0	0
6	JOEL	6	6	100%	0	0	0	3	3	100%	0	0	0	1	0
9	JONAS	2	1	50%	0	0	0	1	0	0%	1	1	0	0	0
16	CHARIF	1	1	100%	0	0	0	0	0	0%	0	0	0	0	0
18	MUBAI	10	8	80%	0	1	0	5	4	80%	3	3	0	0	0

In Possession - Offers & Receptions

Mozambique



			Offer movement types						
#	Player	Total Offers	In Front	In Between	Out to In	In to Out	In Behind	No Movement	Offers Received
1	JOAO	4	0	0	0	0	1	3	3
2	PIRES	3	1	0	0	0	0	2	3
5	KHENZANE	33	8	15	1	3	5	1	15
7	ALIRIO CUNA	68	13	11	2	3	26	13	25
8	VALENTIM	10	6	3	0	0	0	1	4
10	CHAUSON	28	2	6	3	2	10	5	14
11	NHAMPULE JUNIOR	14	2	7	0	0	4	1	5
15	DIEGO	37	4	10	2	6	10	5	14
17	PASCOAL	1	0	0	0	0	0	1	0
19	FLORESNALDO	7	2	0	0	0	4	1	4
20	ALLAN	34	3	0	0	0	12	19	9
6	JOEL	3	1	0	0	0	0	2	2
9	JONAS	1	0	0	0	0	0	1	0
16	CHARIF	4	0	4	0	0	0	0	0
18	MUBAI	10	1	1	0	0	6	2	4

INDIVIDUAL DATA
OUT OF POSSESSION




Argentina v Mozambique

Out of Possession

Argentina

#	Player	Tackles Made / Won	Blocks	Interceptions	Pressing Direct	Pressing Indirect	Duels Won - Aerial	Duels Won - Physical	Possession Contests won	Clearances	Loose Ball Receptions	Pushing On	Pushing On into Pressing	Possession Regains	Possession Interrupted
1	Valentin REIGIA	0 / 0	0	0	0	0	0	0	0	0	6	0	0	10	0
2	Alvaro GUICH	5 / 2	2	0	1	5	0	0	1	4	3	6	0	5	7
3	Simon ESCOBAR	5 / 1	1	1	8	18	1	0	2	4	6	10	5	4	4
4	Thiago PEREZ	7 / 3	5	6	6	14	1	0	1	3	7	14	9	10	6
5	Matheo MACHUCA	3 / 1	2	0	6	16	0	0	1	0	11	6	3	3	3
8	Marcos ORTIZ	8 / 2	3	0	10	30	2	0	2	2	9	20	8	6	4
10	Giovanni BARONI	1 / 0	0	0	5	16	0	0	0	0	2	5	2	0	0
11	Juan Cruz POLICELLA	6 / 2	1	2	5	14	0	0	0	1	4	13	7	4	2
13	Mateo MENDIZABAL	1 / 0	2	2	4	4	3	0	3	6	3	1	1	7	4
16	Alex CARDOZO	7 / 1	4	0	5	14	0	0	2	4	8	17	7	4	5
19	Facundo SALINAS	0 / 0	0	0	1	8	1	0	1	0	1	8	3	0	0
7	Tobias GOYTIA	1 / 0	2	0	0	10	1	0	1	0	2	1	1	1	2
14	Bautista GIMENEZ	0 / 0	0	0	0	1	1	0	1	2	1	1	1	0	1
17	Emiliano BARRIONUEVO	1 / 0	1	0	1	8	1	0	1	0	3	1	0	0	1
18	Galo ESCOBAR	4 / 0	0	0	2	4	0	0	0	2	2	3	1	0	3
20	Mateo SANCHEZ	1 / 0	1	0	1	5	1	0	1	0	5	1	0	0	1

Out of Possession

Mozambique



#	Player	Tackles Made / Won	Blocks	Interceptions	Pressing Direct	Pressing Indirect	Duels Won - Aerial	Duels Won - Physical	Possession Contests won	Clearances	Loose Ball Receptions	Pushing On	Pushing On into Pressing	Possession Regains	Possession Interrupted
1	JOAO	0 / 0	0	0	0	0	0	0	0	0	5	0	0	6	0
2	PIRES	2 / 1	3	2	3	9	4	0	4	6	7	3	1	8	5
5	KHENZANE	6 / 2	5	1	7	15	0	1	2	1	9	13	10	5	5
7	ALIRIO CUNA	1 / 0	1	1	3	18	1	0	1	0	7	19	9	2	1
8	VALENTIM	6 / 5	1	1	5	11	0	0	0	1	12	12	3	8	0
10	CHAUSON	2 / 2	1	0	6	18	1	0	1	1	6	13	11	3	1
11	NHAMPULE JUNIOR	1 / 1	1	0	3	28	0	0	0	0	4	22	15	1	1
15	DIEGO	3 / 2	1	2	10	29	1	0	2	1	9	24	16	5	2
17	PASCOAL	6 / 0	3	1	5	14	1	0	1	7	13	5	1	7	8
19	FLORESNALDO	2 / 0	4	2	5	14	0	0	1	1	7	15	10	6	2
20	ALLAN	6 / 3	4	1	6	23	0	0	0	3	1	17	10	6	3
6	JOEL	2 / 0	1	0	3	5	0	0	0	0	0	4	4	0	2
9	JONAS	1 / 0	0	0	1	0	0	0	0	0	1	0	0	0	1
16	CHARIF	0 / 0	0	0	1	5	0	0	0	1	1	2	1	0	1
18	MUBAI	2 / 1	1	0	2	7	0	0	0	1	2	3	3	1	1

INDIVIDUAL DATA
PHYSICAL




Argentina v Mozambique

Physical Data

Argentina



#	Player	Total Distance (m)	Zone 1: 0-7 km/h (m)	Zone 2: 7-15 km/h (m)	Zone 3: 15-20 km/h (m)	Zone 4: 20-25 km/h (m)	Zone 5: 25+ km/h (m)	High Speed Runs (Zone 3)	Sprints (Zone 4 & 5)	Top Speed (km/h)
1	Valentin REIGIA	5158.5	4125.0	999.3	34.2	0	0	3.0	0	19.6
2	Alvaro GUICH	9105.5	4220.3	3716.4	903.3	215.6	49.9	76.0	18.0	33.1
3	Simon ESCOBAR	7989.7	3116.3	3578.2	844.9	343.9	106.3	85.0	28.0	32.9
4	Thiago PEREZ	9604.9	3838.7	4239.7	925.9	438.4	162.0	87.0	38.0	32.9
5	Matheo MACHUCA	7625.3	3168.7	3129.1	970.0	280.1	77.4	81.0	22.0	27.7
8	Marcos ORTIZ	10487.7	3800.8	4526.8	1517.0	459.0	184.2	118.0	28.0	32.4
10	Giovanni BARONI	7229.5	2333.2	3252.9	1043.1	480.3	120.1	97.0	33.0	31.8
11	Juan Cruz POLICELLA	8004.2	3319.6	3262.7	1026.9	325.4	69.7	86.0	25.0	27.5
13	Mateo MENDIZABAL	9070.6	4379.3	3602.7	589.7	351.0	148.0	53.0	22.0	31.4
16	Alex CARDOZO	9907.7	4016.5	3848.7	1296.0	580.7	165.8	111.0	44.0	31.5
19	Facundo SALINAS	7356.9	3115.6	3272.4	656.9	235.4	76.6	68.0	16.0	28.4
7	Tobias GOYTIA	2702.5	998.4	1062.3	479.4	114.5	47.9	34.0	8.0	29.5
14	Bautista GIMENEZ	1713.7	724.6	851.7	98.2	34.4	4.8	12.0	3.0	25.6
17	Emiliano BARRIONUEVO	2106.8	782.6	885.0	254.7	110.7	73.9	20.0	8.0	31.9
18	Galo ESCOBAR	2970.6	837.7	1499.9	499.0	119.6	14.3	43.0	10.0	27.0
20	Mateo SANCHEZ	4470.3	1564.0	1945.9	618.6	300.1	41.8	47.0	17.0	28.5

Physical Data

Mozambique

#	Player	Total Distance (m)	Zone 1: 0-7 km/h (m)	Zone 2: 7-15 km/h (m)	Zone 3: 15-20 km/h (m)	Zone 4: 20-25 km/h (m)	Zone 5: 25+ km/h (m)	High Speed Runs (Zone 3)	Sprints (Zone 4 & 5)	Top Speed (km/h)
1	JOAO	4430.3	3374.2	938.1	69.9	23.7	24.3	6.0	2.0	29.7
2	PIRES	9703.6	3852.3	4261.1	1015.5	427.3	147.2	86.0	34.0	29.3
5	KHENZANE	9592.0	3578.5	4087.6	1490.8	363.5	71.6	122.0	29.0	32.9
7	ALIRIO CUNA	10297.9	3918.9	4259.2	1408.0	565.2	146.6	118.0	46.0	30.0
8	VALENTIM	9374.6	2921.2	4783.8	1220.8	396.7	52.1	108.0	27.0	27.9
10	CHAUSON	7638.5	2887.9	3239.0	939.5	431.4	140.7	83.0	37.0	29.1
11	NHAMPULE JUNIOR	9799.6	3772.9	4609.4	1003.2	304.7	109.4	92.0	26.0	32.7
15	DIEGO	9741.6	4095.6	3383.2	1223.4	722.2	317.1	116.0	60.0	33.1
17	PASCOAL	9330.0	3205.9	4400.5	1143.4	433.0	147.3	105.0	39.0	31.2
19	FLORESNALDO	9320.7	3764.1	3987.9	1092.2	373.1	103.4	108.0	33.0	33.6
20	ALLAN	10080.9	3950.2	3840.4	1214.7	762.0	313.7	120.0	52.0	29.8
6	JOEL	1593.4	387.2	779.0	331.3	85.6	10.4	25.0	7.0	25.4
9	JONAS	835.3	182.0	393.1	190.0	43.3	26.9	16.0	5.0	29.0
16	CHARIF	1613.1	351.6	700.5	380.6	143.8	36.5	29.0	10.0	31.3
18	MUBAI	2974.2	827.3	1374.5	509.1	243.8	19.6	45.0	15.0	26.5


FIFA
U17
WORLD CUP
QATAR 2026