FIFA U17 WORLD CUP QATAR 2026

POST MATCH SUMMARY REPORT

Ecuador 0 - 0 Uganda

Group B - Match 28
22 November 2026
16:00 Kick Off
Aspire Zone - Pitch 1 - Mohammed Ghanim

22 November 2026 - Aspire Zone - Pitch 1 - Mohammed Ghanim - 16:00

Match Summary - Teams

Ecuador

0 – 0

Uganda

STARTING

12	GK	Mijail VACA		
3	DF	Sergio GONZALEZ		
5	MF	Nixon AYOVI		
6	DF	Jhon CHICA		
7	FW	Johan MARTINEZ	↓ 63'	
9	FW	Jhon GUERRERO	↓ 63'	
10	FW	Holger QUINTERO	↓ 80'	
11	FW	Edwin QUINTERO		
13	DF	Carlos MEDINA		
14	DF	Janer MINA		
15	MF	Adrian CUADRADO	47'	↓ 81'

SUBSTITUTES

1	GK	Jefferson CAMACHO		
21	GK	Crixson RODRIGUEZ		
2	DF	Marvin VASQUEZ		
4	DF	Nicolas SOTOMAYOR		
8	MF	Brayson ZAMORA	↑ 81'	
16	MF	Jordin MINA	↑ 80'	88'
17	MF	Deymar BORJA		
18	MF	Jandry CALLE	↑ 63'	
19	MF	Jose RUBIO		
20	FW	Luis FRAGOZO	↑ 63'	93'

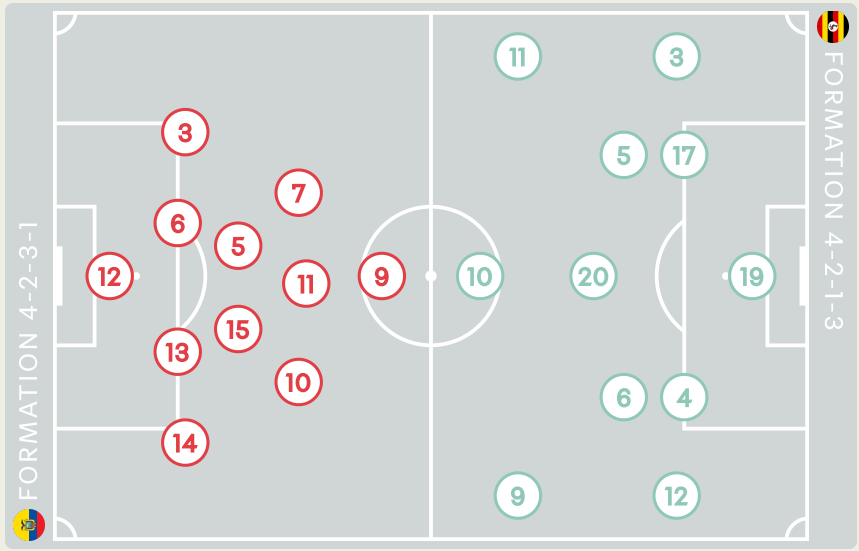

STARTING

Ashraf LUKYAMUZI	GK	19		
Eze KOMBI	DF	3		
Musa SUUNA	DF	4		
John OWINO	MF	5	↓ 72'	
Henry MUHOOZI	MF	6		
Joseph DORONGIN	FW	9	↓ 75'	39'
Owen MUKISA	FW	10	↓ 72'	
Fahad ISMAIL	FW	11	↓ 45'	
Ukashsa JEMBA	DF	12	60'	
Mujad MBALIRE	DF	17		
Isima MAGALA	MF	20	↓ 72'	

SUBSTITUTES

Hamidu KASUMBA	GK	1		
Adrian MUKWANGA	GK	18		
Ssali MWESIGWA	DF	2		
Abdulshakur BABI	FW	7	↑ 75'	
Arnold KAYEMBA	MF	8	↑ 72'	
Travor MUBIRU	DF	13		
Junior OFOYRWTH	FW	14	↑ 45'	
Yusuf SSENYONGA	MF	15		
Arafat IBANDA	FW	16	↑ 72'	
Brian OLWA	MF	21	↑ 72'	

Distribution in the Final Third

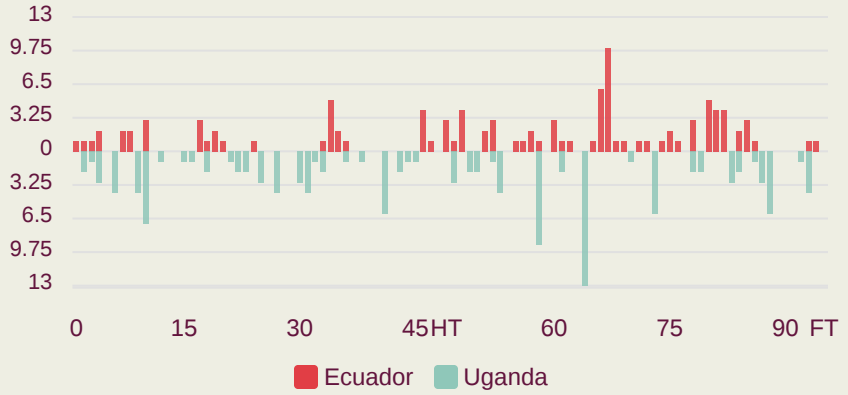

22 November 2026 - Aspire Zone - Pitch 1 - Mohammed Ghanim - 16:00

Match Summary - Key Statistics



Ecuador

0 — 0

Uganda



Possession

Total	43%	9%	48%	Total
0	Goals			0
0.14	xG (Expected Goals)			0.47
8 (5)	Attempts at Goal (On Target)			12 (5)
371 (310)	Total Passes (Complete)			498 (426)
84 %	Pass Completion %			86 %
73	Completed Line Breaks			82
10	Defensive Line Breaks			5
91	Receptions in the Final Third			97
24	Crosses			14
37	Ball Progressions			30
218 (53)	Defensive Pressures Applied (Direct Pressures)			223 (52)
44	Forced Turnovers			48
67	Second Balls			64
100.4 km	Total Distance Covered			109.3 km
4.6 km	Zone 4 – Low Speed Sprinting: 20-25 km/h			5.8 km

22 November 2026 - Aspire Zone - Pitch 1 - Mohammed Ghanim - 16:00

Ecuador

Phases of Play

Uganda

IN POSSESSION



OUT OF POSSESSION

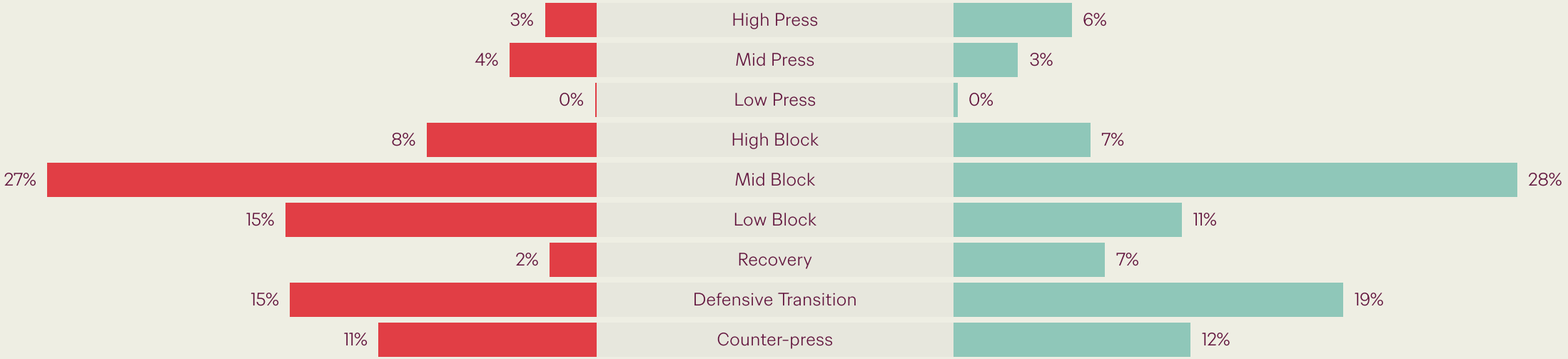

IN POSSESSION




Ecuador v Uganda

In Possession Line Height & Team Length

Ecuador

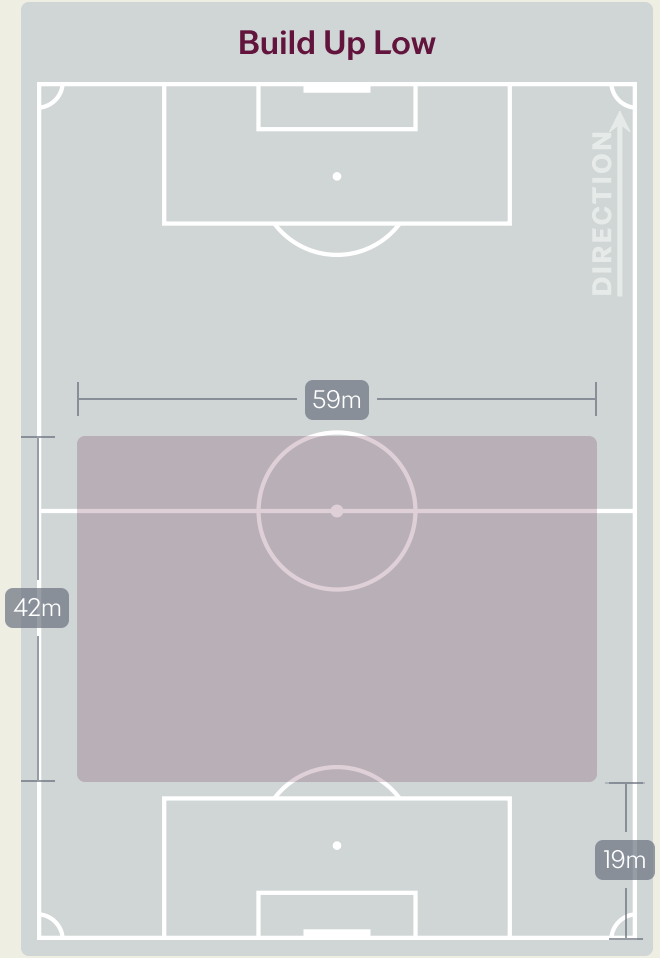

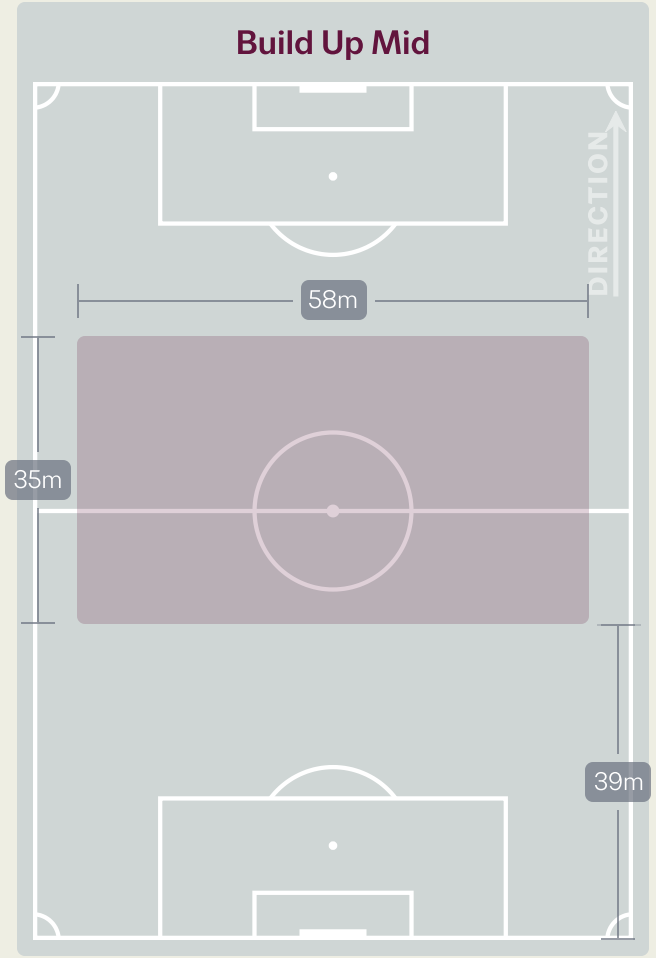

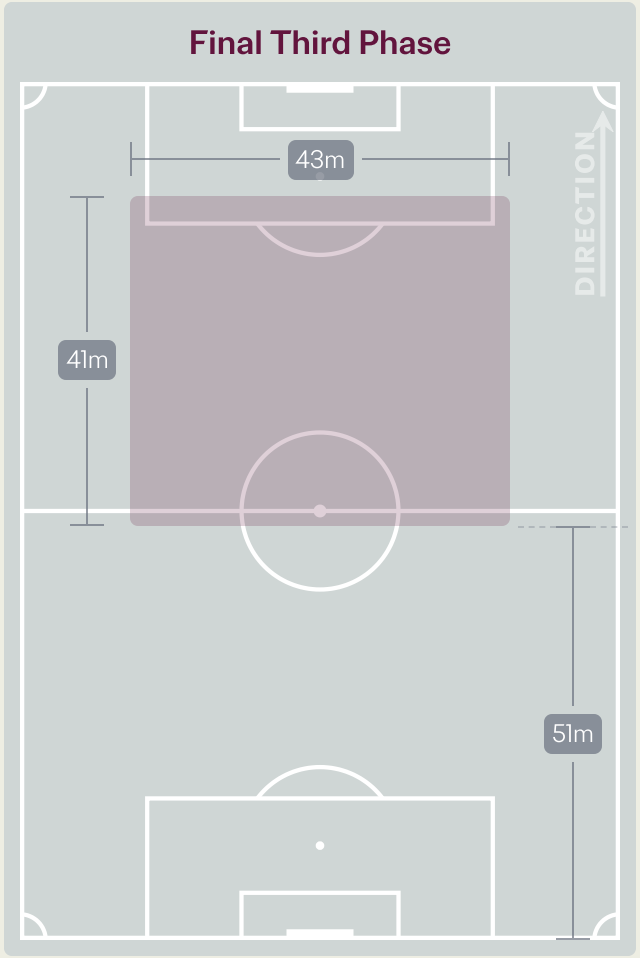

In Possession Line Height & Team Length

Uganda

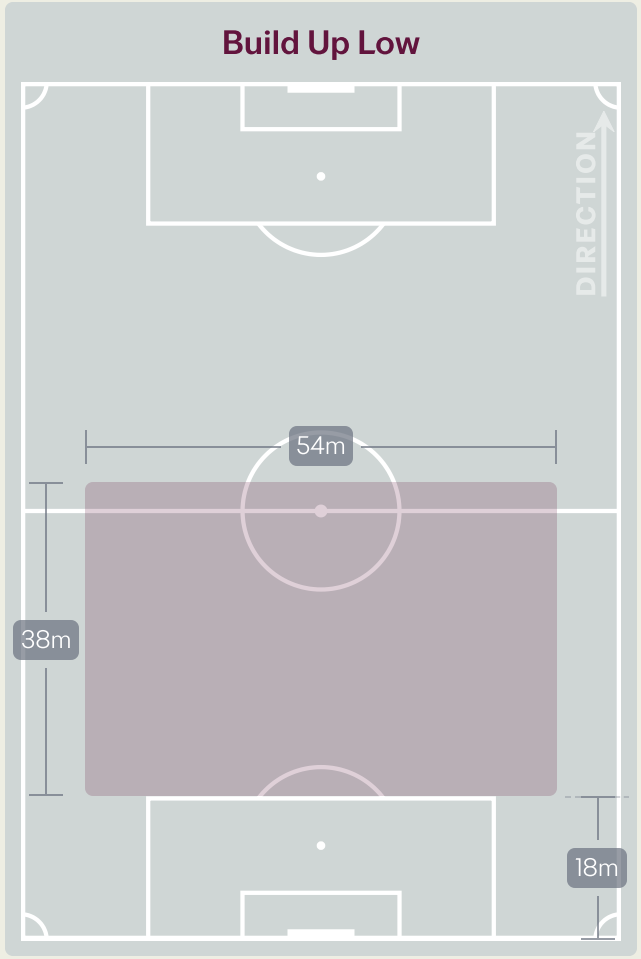

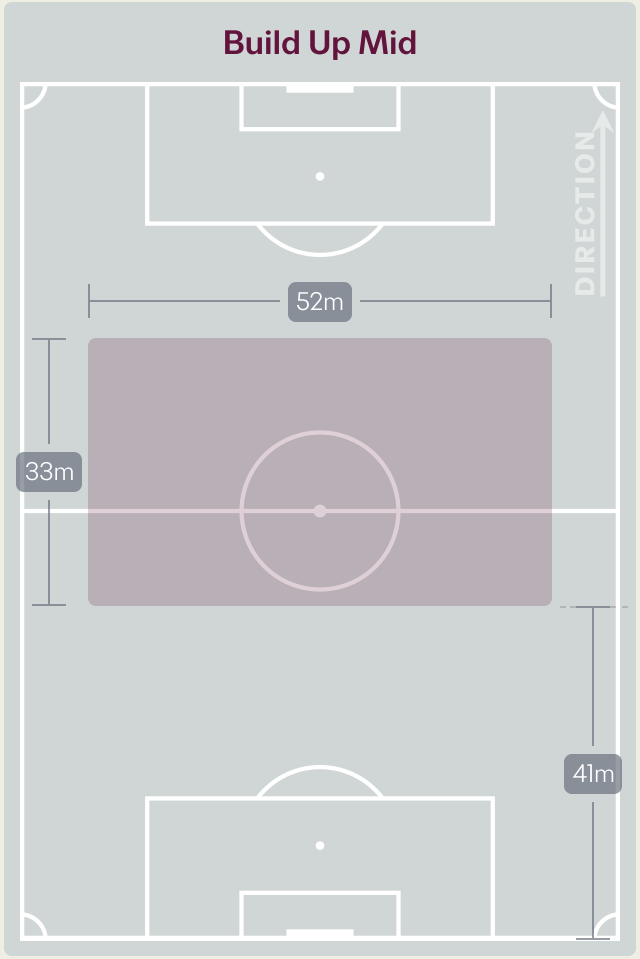

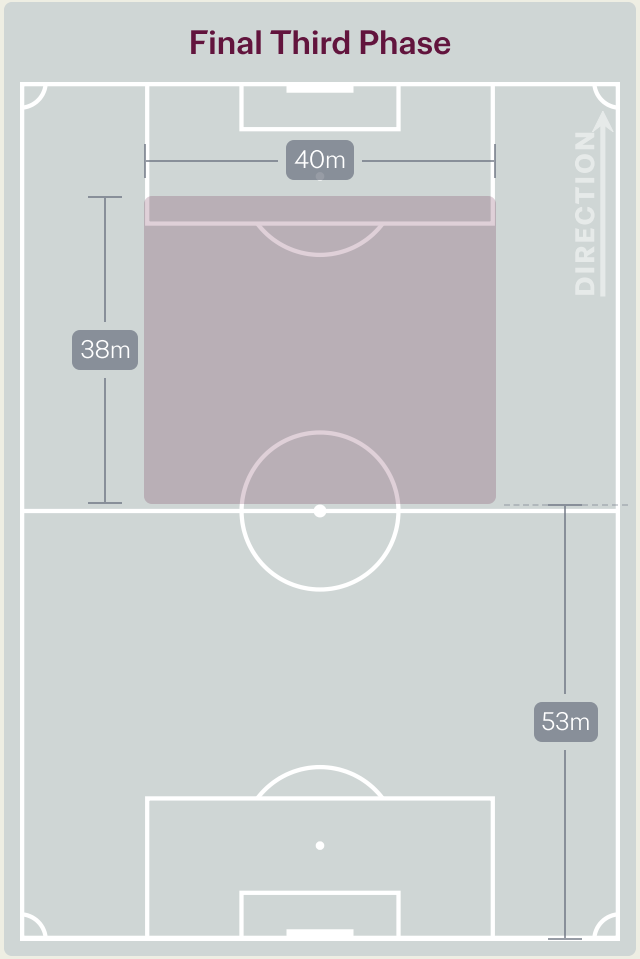

Line Breaks

Ecuador

Attempted Line Breaks
108

25	21
Attempted	Complete

31	25
Attempted	Complete

52	27
Attempted	Complete

4 Units

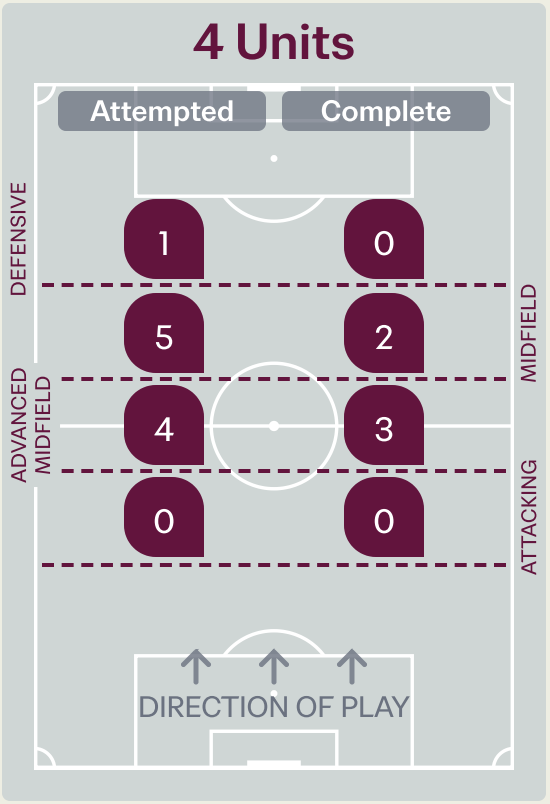

Attempted Line Breaks	10
Inside Shape	6
Outside Shape	4

3 Units

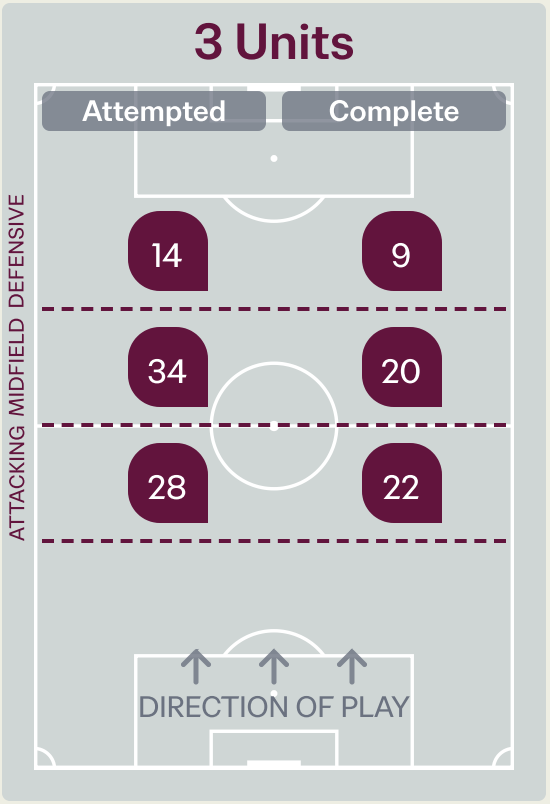

Attempted Line Breaks	76
Inside Shape	41
Outside Shape	35

2 Units

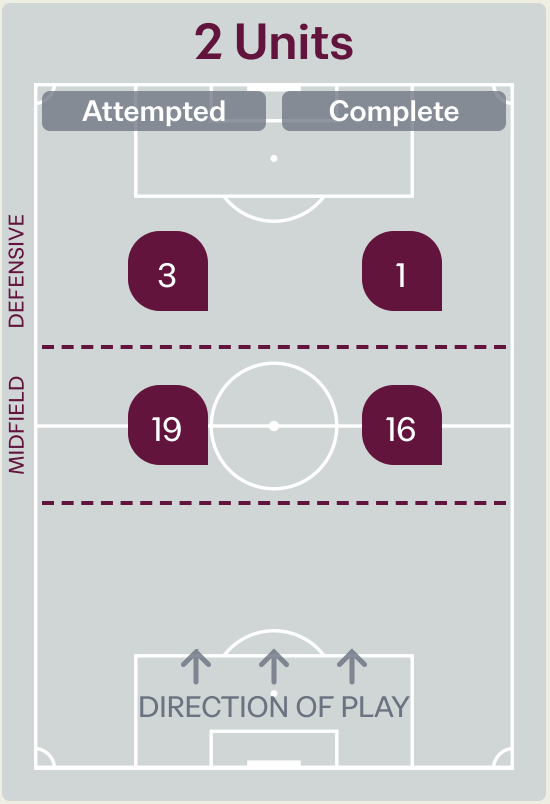

Attempted Line Breaks	22
Inside Shape	9
Outside Shape	13

Line Breaks

Uganda

Attempted Line Breaks
128

Attempted	Complete
44	35

Attempted	Complete
42	32

Attempted	Complete
42	15

4 Units

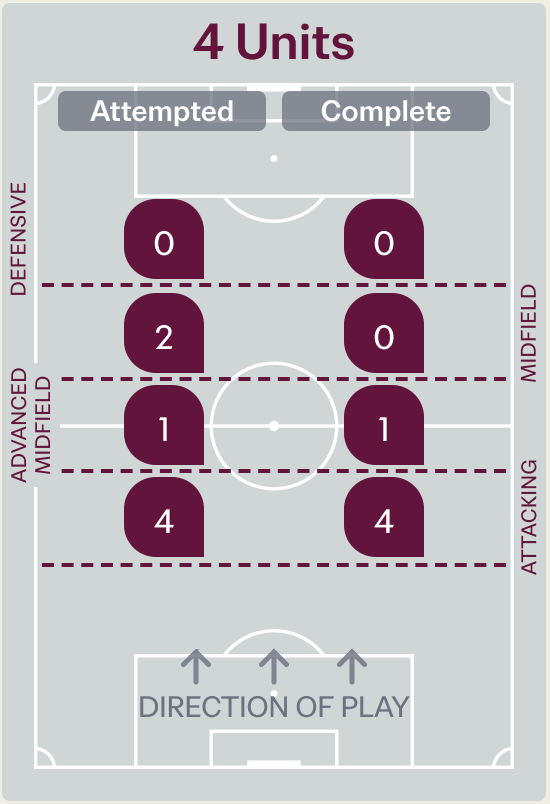

Attempted Line Breaks	7
Inside Shape	5
Outside Shape	2

3 Units

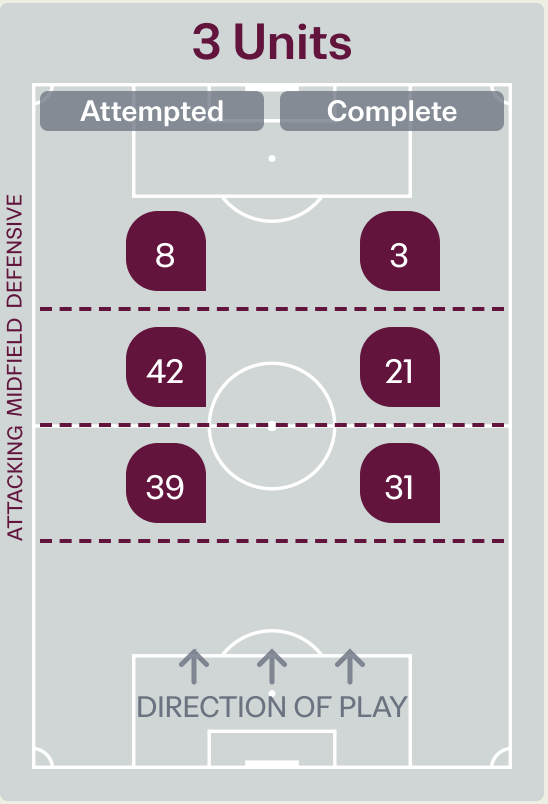

Attempted Line Breaks	89
Inside Shape	58
Outside Shape	31

2 Units

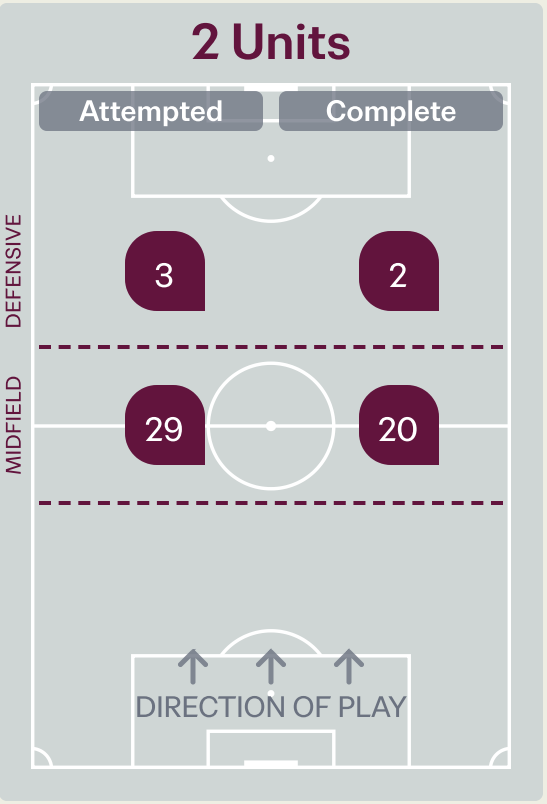

Attempted Line Breaks	32
Inside Shape	25
Outside Shape	7

Line Breaks

Ecuador



					4 Units				3 Units			2 Units		Direction			Distribution Type		
#	Player	Line Breaks Attempted	Line Breaks Completed	Line Break Completion %	Attacking Line	Attacking Midfield Line	Midfield Line	Defensive Line	Attacking Line	Midfield Line	Defensive Line	Midfield Line	Defensive Line	Through	Around	Over	Pass	Cross	Ball Progression
12	Mijail VACA	6	3	50%	0	0	0	0	1	5	0	0	0	0	0	6	6	0	0
3	Sergio GONZALEZ	21	14	67%	0	1	1	0	5	4	2	8	0	4	6	11	19	0	2
5	Nixon AYOVI	4	4	100%	0	1	0	0	1	1	0	1	0	2	1	1	4	0	0
6	Jhon CHICA	10	7	70%	0	0	1	0	6	2	1	0	0	1	1	8	10	0	0
7	Johan MARTINEZ	3	1	33%	0	0	0	0	0	1	0	0	2	2	1	0	0	0	3
9	Jhon GUERRERO	1	1	100%	0	0	0	0	0	0	0	1	0	1	0	0	1	0	0
10	Holger QUINTERO	6	5	83%	0	0	1	1	0	1	2	1	0	1	2	3	5	1	0
11	Edwin QUINTERO	18	13	72%	0	0	2	0	2	3	5	5	1	7	6	5	15	1	2
13	Carlos MEDINA	12	9	75%	0	0	0	0	6	6	0	0	0	2	5	5	12	0	0
14	Janer MINA	14	8	57%	0	0	0	0	5	6	1	2	0	2	4	8	14	0	0
15	Adrian CUADRADO	4	2	50%	0	1	0	0	2	1	0	0	0	0	2	2	4	0	0
8	Brayson ZAMORA	1	0	0%	0	0	0	0	0	1	0	0	0	1	0	0	1	0	0
16	Jordin MINA	3	3	100%	0	0	0	0	0	2	1	0	0	0	1	2	2	0	1
18	Jandry CALLE	1	1	100%	0	0	0	0	0	0	1	0	0	0	1	0	0	0	1
20	Luis FRAGOZO	4	2	50%	0	1	0	0	0	1	1	1	0	2	1	1	3	1	0

Line Breaks

Uganda



					4 Units				3 Units			2 Units		Direction			Distribution Type		
#	Player	Line Breaks Attempted	Line Breaks Completed	Line Break Completion %	Attacking Line	Attacking Midfield Line	Midfield Line	Defensive Line	Attacking Line	Midfield Line	Defensive Line	Midfield Line	Defensive Line	Through	Around	Over	Pass	Cross	Ball Progression
19	Ashraf LUKYAMUZI	5	3	60%	0	0	0	0	2	1	1	1	0	1	0	4	5	0	0
3	Eze KOMBI	9	7	78%	2	0	0	0	5	1	0	1	0	4	1	4	9	0	0
4	Musa SUUNA	13	4	31%	0	0	1	0	7	4	0	1	0	0	4	9	13	0	0
5	John OWINO	13	7	54%	0	0	0	0	1	6	2	3	1	4	7	2	13	0	0
6	Henry MUHOOZI	31	23	74%	0	0	0	0	13	5	1	11	1	14	5	12	30	0	1
9	Joseph DORONGIN	4	1	25%	0	0	1	0	0	2	1	0	0	2	2	0	2	0	2
10	Owen MUKISA	3	1	33%	0	1	0	0	0	2	0	0	0	1	1	1	2	0	1
11	Fahad ISMAIL	1	1	100%	0	0	0	0	0	1	0	0	0	1	0	0	1	0	0
12	Ukashsa JEMBA	9	7	78%	0	0	0	0	3	4	0	2	0	0	7	2	8	1	0
17	Mujad MBALIRE	14	13	93%	2	0	0	0	7	0	1	4	0	6	6	2	14	0	0
20	Isima MAGALA	15	10	67%	0	0	0	0	0	9	0	5	1	7	4	4	13	1	1
7	Abdulshakur BABI	3	1	33%	0	0	0	0	0	3	0	0	0	1	1	1	3	0	0
8	Arnold KAYEMBA	3	2	67%	0	0	0	0	0	2	1	0	0	1	1	1	3	0	0
14	Junior OFOYRWTH	2	1	50%	0	0	0	0	1	1	0	0	0	2	0	0	2	0	0
16	Arafat IBANDA	1	0	0%	0	0	0	0	0	1	0	0	0	0	1	0	1	0	0
21	Brian OLWA	2	1	50%	0	0	0	0	0	0	1	1	0	0	2	0	2	0	0

Passing Networks

Ecuador

#	Passes From ↓ to →	Mijail VACA	Sergio GONZALEZ	Nixon AYOVI	Jhon CHICA	Johan MARTINEZ	Jhon GUERRERO	Holger QUINTERO	Edwin QUINTERO	Carlos MEDINA	Janer MINA	Adrian CUADRADO	Brayson ZAMORA	Jordin MINA	Jandry CALLE	Luis FRAGOZO
12	Mijail VACA		0	0	8	0	1	1	0	21	0	0	0	0	0	0
3	Sergio GONZALEZ	1		2	5	8	0	1	2	1	0	0	0	1	2	0
5	Nixon AYOVI	0	1		5	1	0	2	3	4	1	2	0	0	1	2
6	Jhon CHICA	7	6	1		3	0	3	2	5	0	1	0	0	1	1
7	Johan MARTINEZ	0	3	2	0		0	2	2	0	0	3	0	0	0	0
9	Jhon GUERRERO	0	0	0	0	0		2	1	0	0	0	0	0	0	0
10	Holger QUINTERO	0	0	1	1	0	5		4	1	4	0	0	0	0	0
11	Edwin QUINTERO	0	4	1	1	2	0	10		6	5	1	0	0	1	2
13	Carlos MEDINA	19	0	2	11	0	0	3	5		15	5	1	0	0	0
14	Janer MINA	2	0	0	0	0	1	5	5	8		5	0	0	0	2
15	Adrian CUADRADO	0	3	1	1	0	0	2	3	1	4		0	0	0	2
8	Brayson ZAMORA	0	1	0	0	0	0	0	1	0	0	0		1	0	0
16	Jordin MINA	0	0	0	0	0	0	0	1	0	0	0	0		1	0
18	Jandry CALLE	0	1	2	0	0	0	0	0	0	0	0	1	0		0
20	Luis FRAGOZO	0	0	0	0	0	0	0	5	1	0	0	2	0	0	

Top 5 Player to Player Passers		
Player	Passed To	% of Total Team Passes
Mijail VACA	Carlos MEDINA	7.2%
Carlos MEDINA	Mijail VACA	6.5%
Carlos MEDINA	Janer MINA	5.1%
Carlos MEDINA	Jhon CHICA	3.8%
Edwin QUINTERO	Holger QUINTERO	3.4%

Passing Networks

Uganda



#	Passes From ↓ to →	Ashraf LUKYAMUZI	Eze KOMBI	Musa SUUNA	John OWINO	Henry MUHOOZI	Joseph DORONGIN	Owen MUKISA	Fahad ISMAIL	Ukashsa JEMBA	Mujad MBALIRE	Isima MAGALA	Abdulshakur BABI	Arnold KAYEMBA	Junior OFOYRWTH	Arafat IBANDA	Brian OLWA
19	Ashraf LUKYAMUZI		0	10	2	12	0	0	0	0	9	0	0	0	0	0	0
3	Eze KOMBI	2		1	4	9	1	0	1	0	13	1	1	1	0	0	0
4	Musa SUUNA	12	1		5	6	2	2	0	6	12	0	1	1	1	0	0
5	John OWINO	0	5	4		4	6	3	3	6	7	4	0	0	0	0	0
6	Henry MUHOOZI	2	5	5	14		0	10	3	7	8	12	1	2	3	1	0
9	Joseph DORONGIN	0	1	3	2	1		1	0	1	0	0	0	0	0	0	0
10	Owen MUKISA	0	1	2	2	3	1		0	0	1	2	0	0	0	0	0
11	Fahad ISMAIL	0	3	0	2	1	0	0		0	1	1	0	0	0	0	0
12	Ukashsa JEMBA	0	0	12	1	6	2	2	0		1	4	0	3	2	0	2
17	Mujad MBALIRE	9	4	7	9	15	1	3	1	0		6	0	1	1	0	0
20	Isima MAGALA	0	0	2	5	6	2	0	4	4	2		0	0	3	0	0
7	Abdulshakur BABI	0	0	0	0	0	0	0	0	0	0	0		0	0	1	0
8	Arnold KAYEMBA	0	0	2	0	0	0	0	0	0	0	0	0		3	2	2
14	Junior OFOYRWTH	0	0	0	1	1	0	0	0	2	0	0	0	2		0	2
16	Arafat IBANDA	0	1	0	0	0	0	0	0	0	0	0	0	1	0		0
21	Brian OLWA	0	2	0	0	1	0	0	0	1	0	0	1	0	0	2	

Top 5 Player to Player Passers		
Player	Passed To	% of Total Team Passes
Mujad MBALIRE	Henry MUHOOZI	3.7%
Henry MUHOOZI	John OWINO	3.4%
Eze KOMBI	Mujad MBALIRE	3.2%
Ashraf LUKYAMUZI	Henry MUHOOZI	2.9%
Musa SUUNA	Ashraf LUKYAMUZI	2.9%

Attempts at Goal

Ecuador

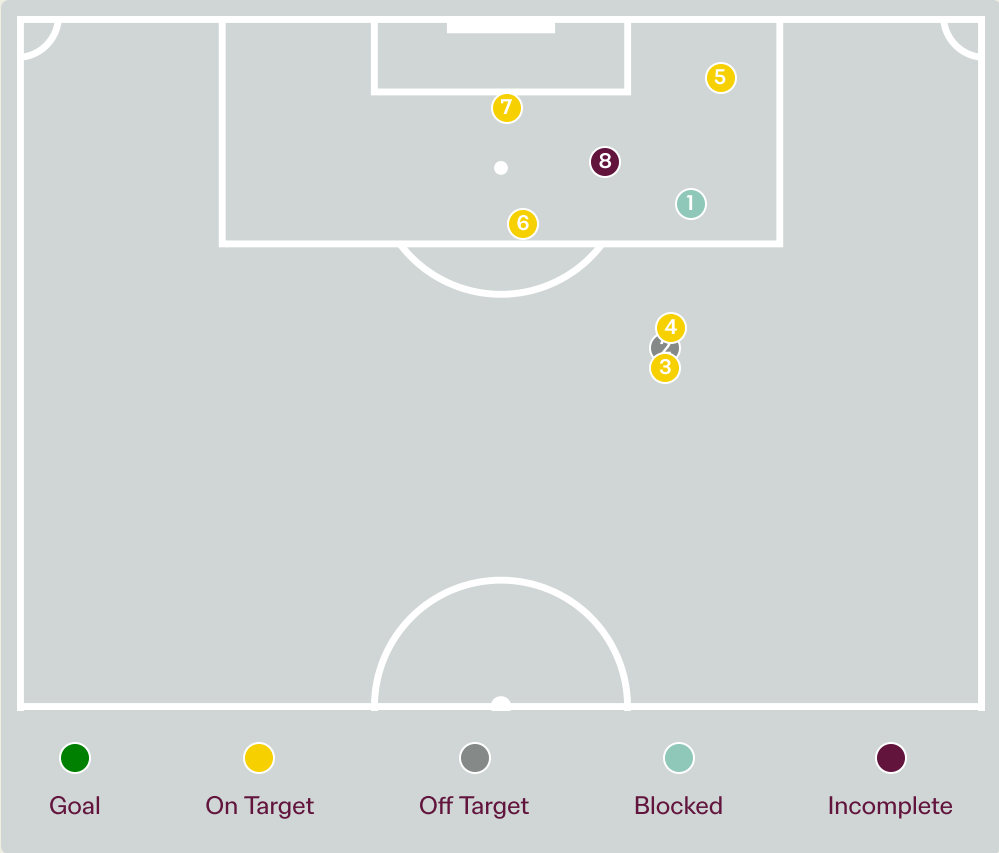



Key	Outcome	Shots
	Goals	0
	On Target	5
	Off Target	1
	Blocked	1
	Incomplete	1

Attempts at Goal

Ecuador



Time	Player	Outcome	Body Part	Delivery Type
46	11 Edwin QUINTERO	Incomplete - Blocked	Left Foot	Loose Ball
52	11 Edwin QUINTERO	Off Target	Left Foot	Loose Ball
67	14 Janer MINA	On Target - Saved	Right Foot	Pass
72	20 Luis FRAGOZO	Deflected On Target - Saved	Right Foot	Pass
78	20 Luis FRAGOZO	On Target - Saved	Right Foot	Ball Progression
81	16 Jordin MINA	On Target - Saved	Right Foot	Loose Ball
82	13 Carlos MEDINA	On Target - Saved	Head	Pass
94	20 Luis FRAGOZO	Incomplete - Player On Ball Error	Right Foot	Cross

Attempts at Goal

Uganda

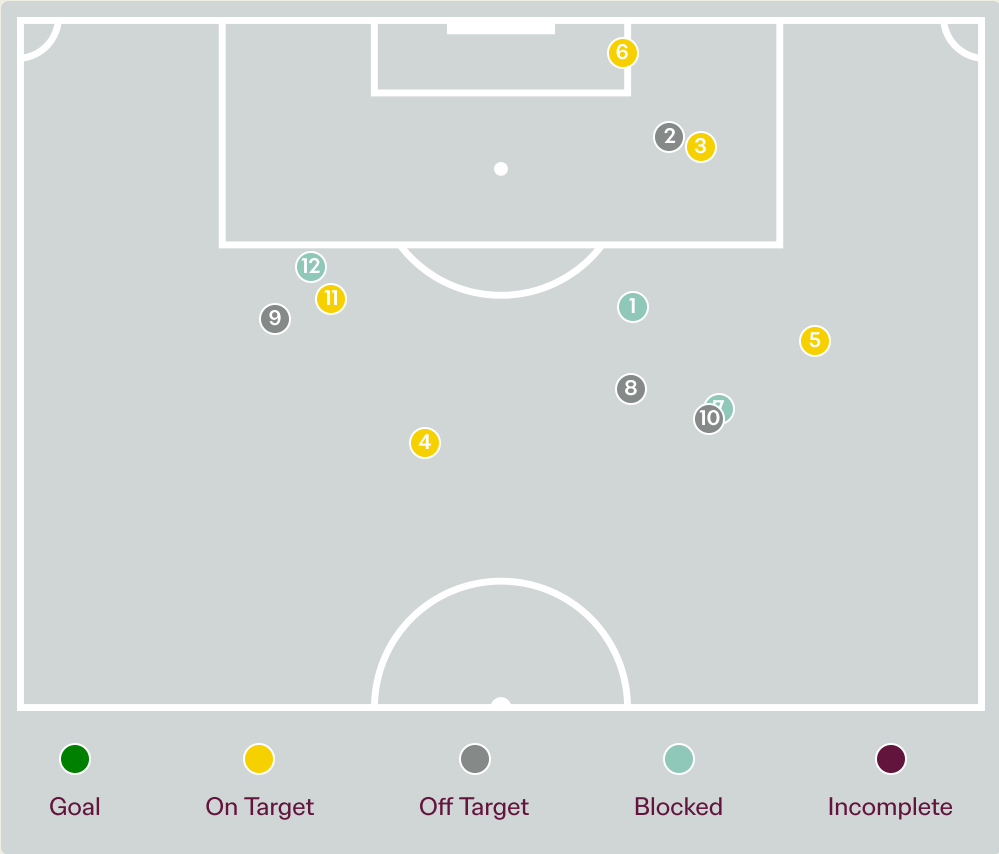



Key	Outcome	Shots
	Goals	0
	On Target	5
	Off Target	4
	Blocked	3
	Incomplete	0

Attempts at Goal

Uganda



Time	Player	Outcome	Body Part	Delivery Type
9	20 Isima MAGALA	Incomplete - Blocked	Right Foot	Pass
14	10 Owen MUKISA	Off Target	Right Foot	Ball Progression
21	11 Fahad ISMAIL	On Target - Saved	Left Foot	Ball Progression
33	12 Ukashsa JEMBA	On Target - Saved	Left Foot	Pass
42	10 Owen MUKISA	On Target - Saved	Left Foot	Freekick
42	11 Fahad ISMAIL	On Target - Saved	Right Foot	Other
47	10 Owen MUKISA	Incomplete - Blocked	Left Foot	Pass
55	6 Henry MUHOOZI	Off Target	Right Foot	Freekick
73	21 Brian OLWA	Off Target	Right Foot	Pass
79	6 Henry MUHOOZI	Off Target	Right Foot	Pass
84	14 Junior OFOYRWTH	Deflected On Target - Saved	Right Foot	Ball Progression
87	16 Arafat IBANDA	Incomplete - Blocked	Right Foot	Pass

Crosses (Open Play)

Ecuador

Cross Locations

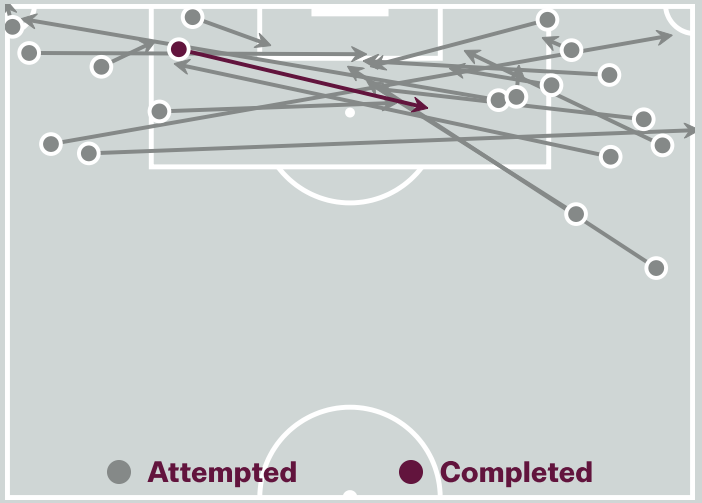

Delivery Type

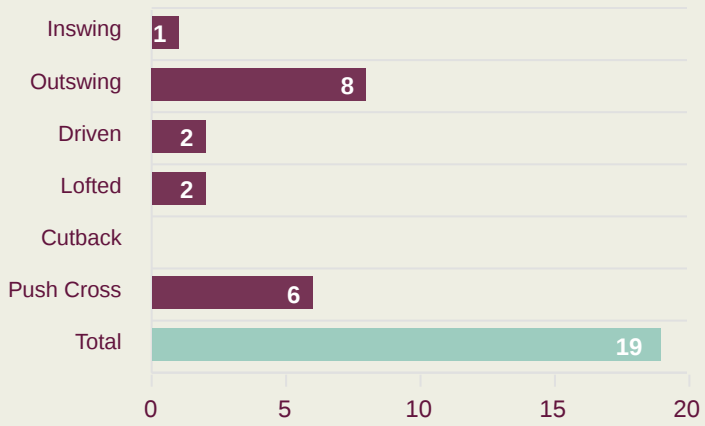

Cross Zones

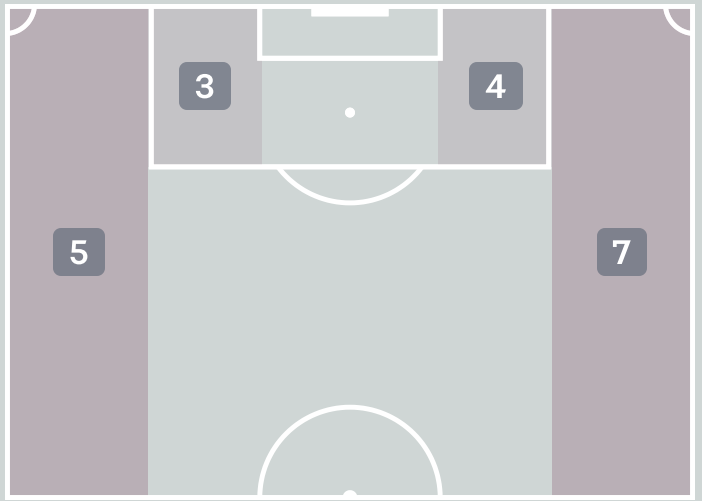

Attempted

19

Completed

1

Most Crosses Attempted

6

Edwin QUINTERO
ATTACKING MIDFIELD

#	Player	Inswing	Outswing	Driven	Lofted	Cutback	Push Cross	Total Attempted
12	Mijail VACA	0	0	0	0	0	0	0
3	Sergio GONZALEZ	0	0	0	0	0	1	1
5	Nixon AYOVI	0	0	0	0	0	0	0
6	Jhon CHICA	0	0	0	0	0	0	0
7	Johan MARTINEZ	0	0	0	1	0	0	1
9	Jhon GUERRERO	0	0	1	0	0	0	1
10	Holger QUINTERO	0	3	0	0	0	2	5
11	Edwin QUINTERO	1	3	0	0	0	2	6
13	Carlos MEDINA	0	0	0	0	0	0	0
14	Janer MINA	0	0	0	0	0	1	1
15	Adrian CUADRADO	0	0	0	0	0	0	0
8	Brayson ZAMORA	0	0	0	0	0	0	0
16	Jordin MINA	0	0	0	0	0	0	0
18	Jandry CALLE	0	0	1	1	0	0	2
20	Luis FRAGOZO	0	2	0	0	0	0	2

Crosses (Open Play)

Uganda

Cross Locations

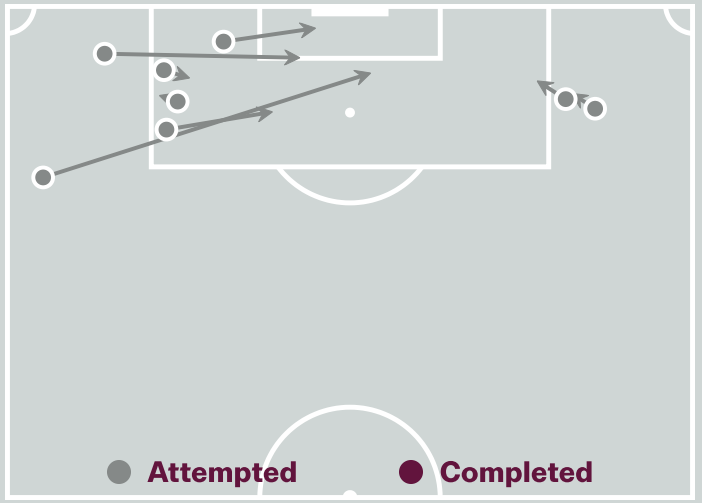

Delivery Type

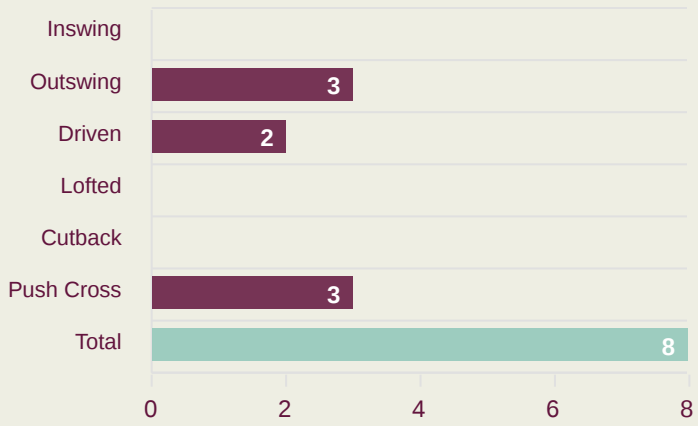

Cross Zones

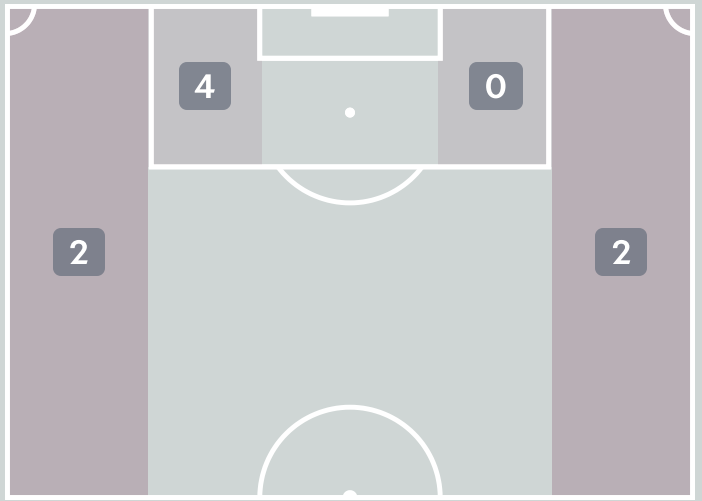

Attempted

8

Completed

0

Most Crosses Attempted

2

Joseph DORONGIN
LEFT WINGER

#	Player	Inswing	Outswing	Driven	Lofted	Cutback	Push Cross	Total Attempted
19	Ashraf LUKYAMUZI	0	0	0	0	0	0	0
3	Eze KOMBI	0	0	0	0	0	0	0
4	Musa SUUNA	0	0	0	0	0	0	0
5	John OWINO	0	0	0	0	0	0	0
6	Henry MUHOOZI	0	0	0	0	0	0	0
9	Joseph DORONGIN	0	0	1	0	0	1	2
10	Owen MUKISA	0	0	0	0	0	0	0
11	Fahad ISMAIL	0	0	0	0	0	0	0
12	Ukashsa JEMBA	0	1	0	0	0	0	1
17	Mujad MBALIRE	0	0	0	0	0	0	0
20	Isima MAGALA	0	0	0	0	0	1	1
7	Abdulshakur BABI	0	0	1	0	0	0	1
8	Arnold KAYEMBA	0	0	0	0	0	0	0
14	Junior OFOYRWTH	0	2	0	0	0	0	2
16	Arafat IBANDA	0	0	0	0	0	0	0
21	Brian OLWA	0	0	0	0	0	1	1

Offering to Receive

Ecuador

175
Total Offers Made

60
Total Offers Received

Most Offers
39
Edwin QUINTERO
ATTACKING MIDFIELD

81
Offers Made in Final Third

78
Offers Made in Middle Third

16
Offers Made in Defensive Third

Offers Made Inside Shape

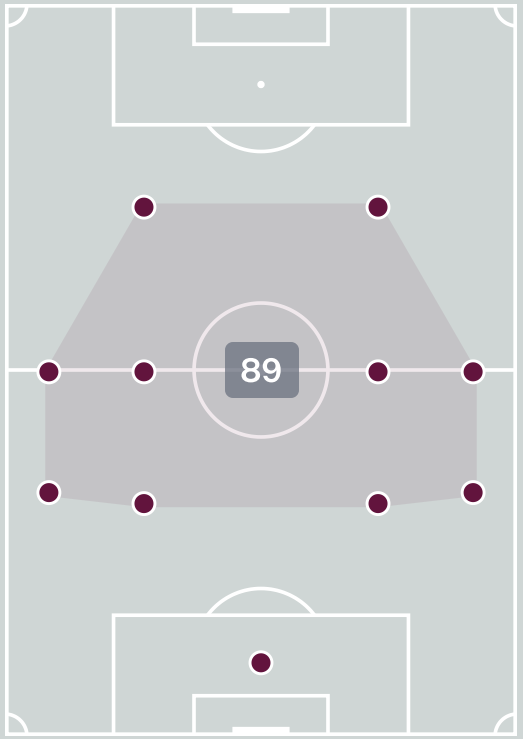

Offers Made Outside Shape

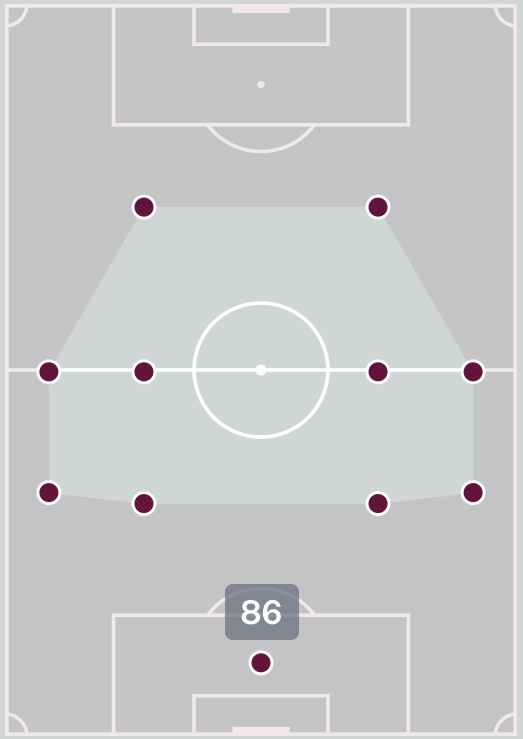

#	Player	Offers Made	Offers Received	% Made & Received
12	Mijail VACA	3	1	33.3%
3	Sergio GONZALEZ	3	1	33.3%
5	Nixon AYOVI	12	4	33.3%
6	Jhon CHICA	0	0	0%
7	Johan MARTINEZ	18	3	16.7%
9	Jhon GUERRERO	9	2	22.2%
10	Holger QUINTERO	23	9	39.1%
11	Edwin QUINTERO	39	22	56.4%
13	Carlos MEDINA	0	0	0%
14	Janer MINA	8	2	25%
15	Adrian CUADRADO	25	6	24%
8	Brayson ZAMORA	2	1	50%
16	Jordin MINA	7	1	14.3%
18	Jandry CALLE	4	3	75%
20	Luis FRAGOZO	22	5	22.7%

Offering to Receive

Uganda

235
Total Offers Made

113
Total Offers Received

Most Offers
54
Henry MUHOOZI
DEFENSIVE MIDFIELD CENTRE LEFT

82
Offers Made in Final Third

111
Offers Made in Middle Third

42
Offers Made in Defensive Third

Offers Made Inside Shape

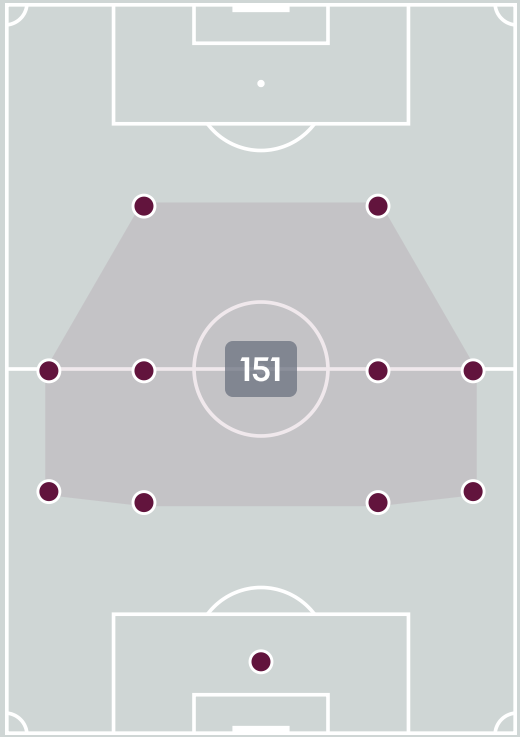

Offers Made Outside Shape

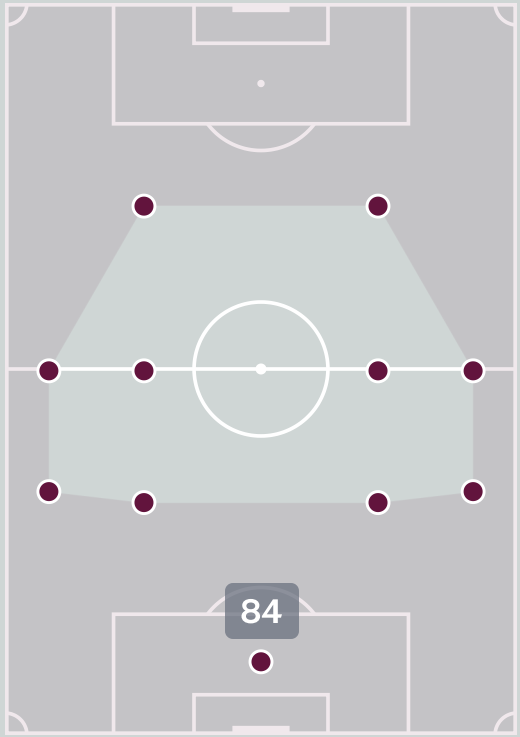

#	Player	Offers Made	Offers Received	% Made & Received
19	Ashraf LUKYAMUZI	1	0	0%
3	Eze KOMBI	24	7	29.2%
4	Musa SUUNA	5	5	100%
5	John OWINO	38	23	60.5%
6	Henry MUHOOZI	54	36	66.7%
9	Joseph DORONGIN	14	3	21.4%
10	Owen MUKISA	27	11	40.7%
11	Fahad ISMAIL	7	2	28.6%
12	Ukashsa JEMBA	8	0	0%
17	Mujad MBALIRE	2	1	50%
20	Isima MAGALA	28	14	50%
7	Abdulshakur BABI	1	1	100%
8	Arnold KAYEMBA	4	1	25%
14	Junior OFOYRWTH	12	4	33.3%
16	Arafat IBANDA	3	2	66.7%
21	Brian OLWA	7	3	42.9%

Movement to Receive

Ecuador

Movement Types by Phase

Final Third Phase

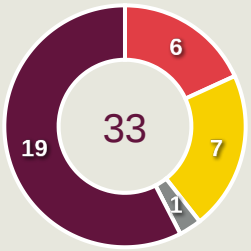

Progression Phase

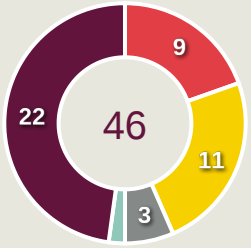

Build Up Phase

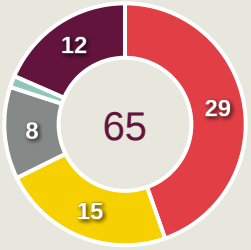

All Movement Types

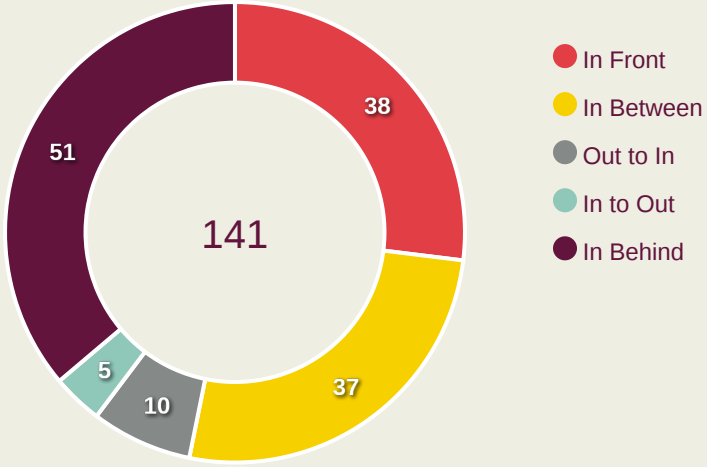

Top Ranked Players

Type	Player	Movements
In Front	15 Adrian CUADRADO	16
In Between	11 Edwin QUINTERO	13
Out to In	20 Luis FRAGOZO	4
In to Out	11 Edwin QUINTERO	5
In Behind	10 Holger QUINTERO	12

Movement Types Pitch Third

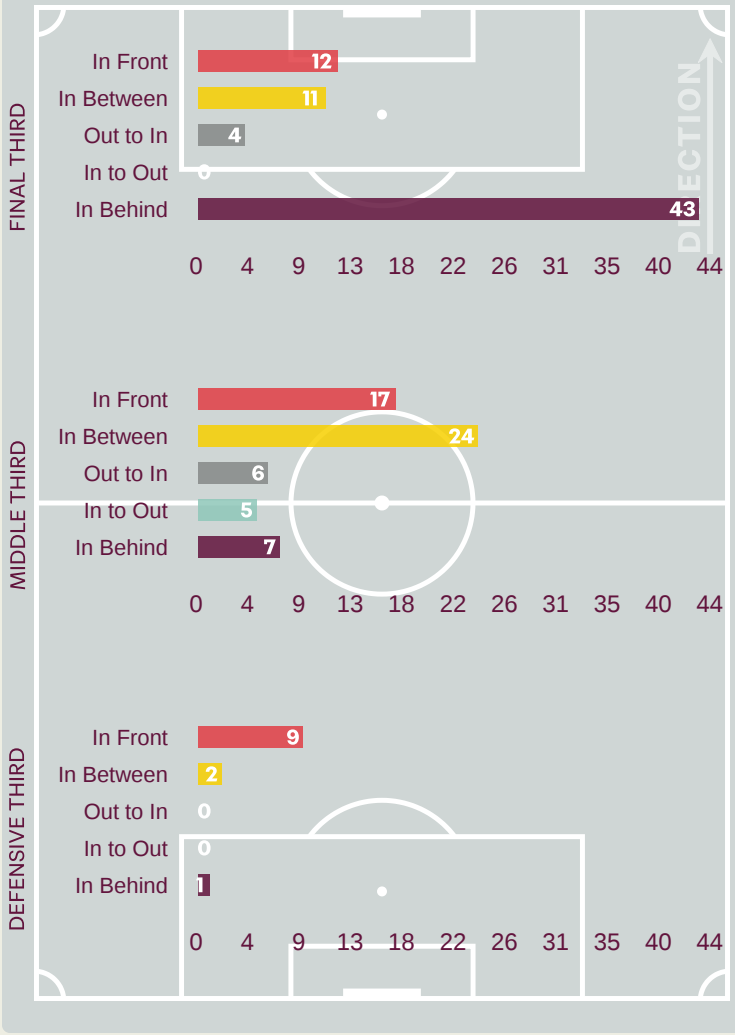

Movement to Receive

Uganda

Movement Types by Phase

Final Third Phase

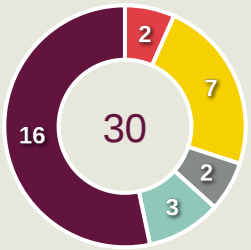

Progression Phase

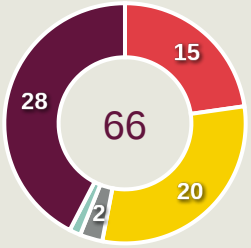

Build Up Phase

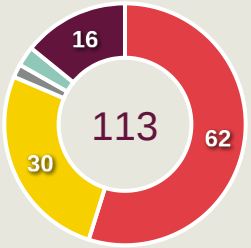

All Movement Types

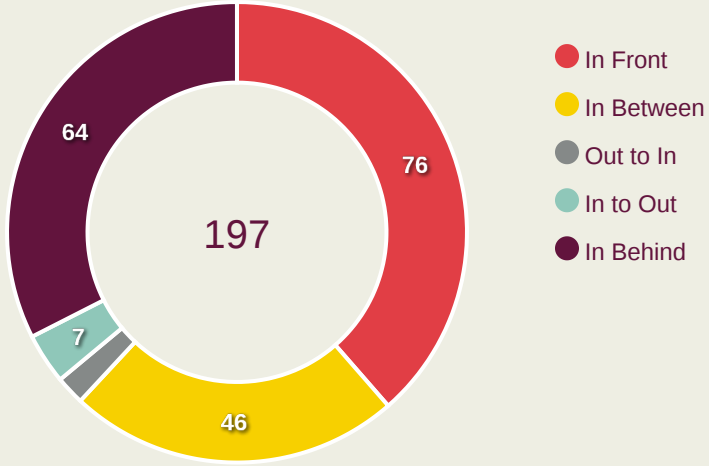

Top Ranked Players

Type	Player	Movements
In Front	6 Henry MUHOOZI	33
In Between	5 John OWINO	12
Out to In	5 John OWINO	2
In to Out	3 Eze KOMBI	1
In Behind	3 Eze KOMBI	10

Movement Types Pitch Third

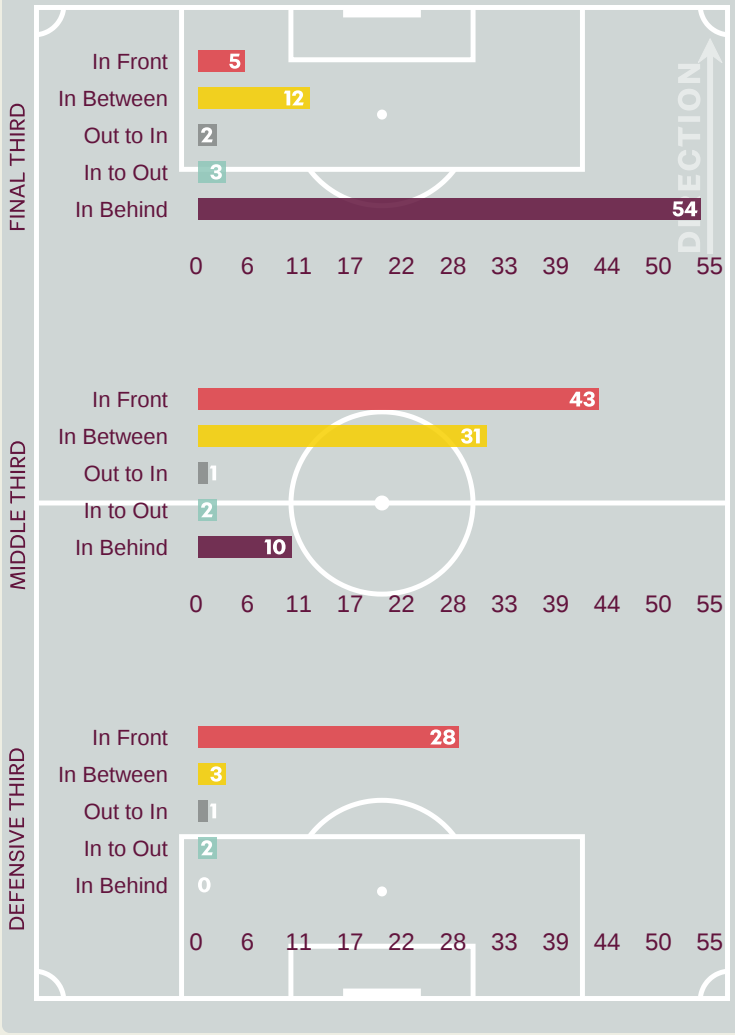

OUT OF POSSESSION




Ecuador v Uganda

Defensive Actions

Ecuador

44	51	10	38	3.36
Forced Turnovers	Possession Regained	Interceptions	Tackles	Possession Actions / Defensive Action

Forced Turnovers

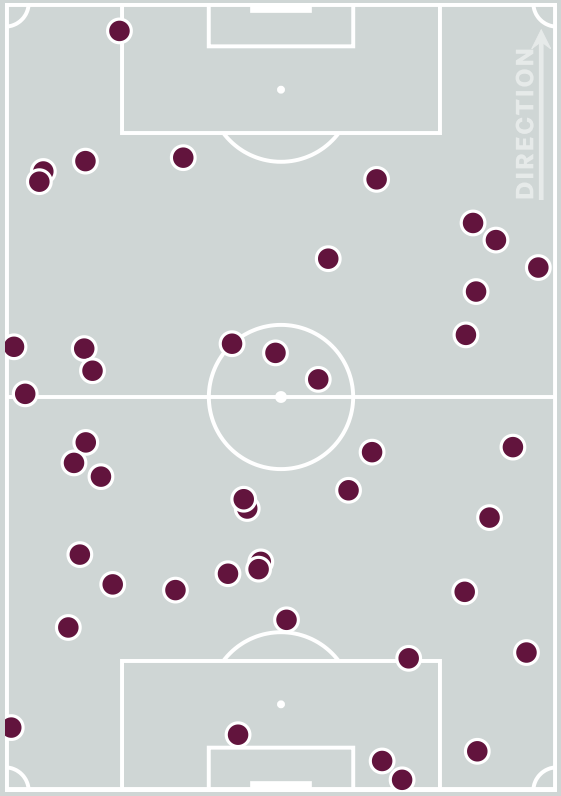

Possession Regain

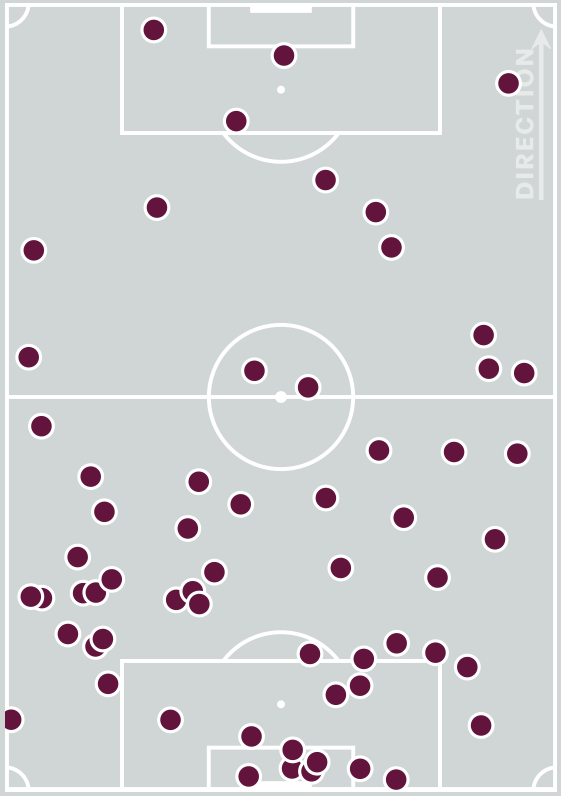

Blocks

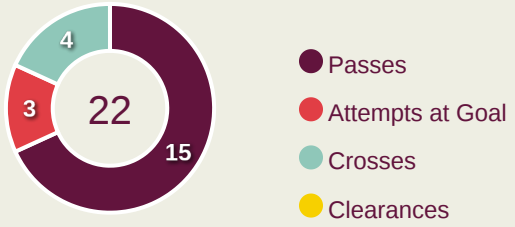

Possession Contests

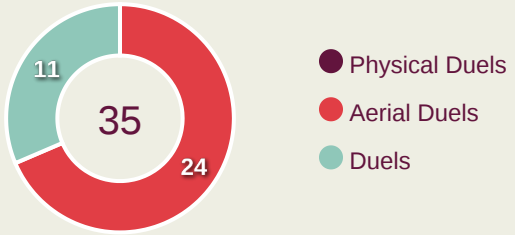

Most Possession Regains

12

Sergio GONZALEZ

LEFT BACK

#	Player	Total Possession Regains
12	Mijail VACA	5
3	Sergio GONZALEZ	12
5	Nixon AYOVI	6
6	Jhon CHICA	2
7	Johan MARTINEZ	5
9	Jhon GUERRERO	1
10	Holger QUINTERO	1
11	Edwin QUINTERO	3
13	Carlos MEDINA	4
14	Janer MINA	8
15	Adrian CUADRADO	1
8	Brayson ZAMORA	1
16	Jordin MINA	1
18	Jandry CALLE	0
20	Luis FRAGOZO	1

Defensive Actions

Uganda

48	55	14	44	3.62
Forced Turnovers	Possession Regained	Interceptions	Tackles	Possession Actions / Defensive Action

Forced Turnovers

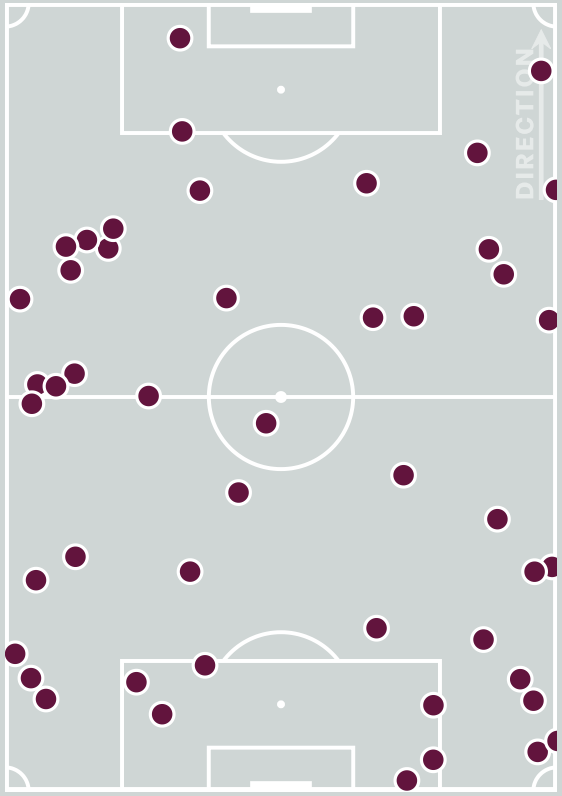

Possession Regain

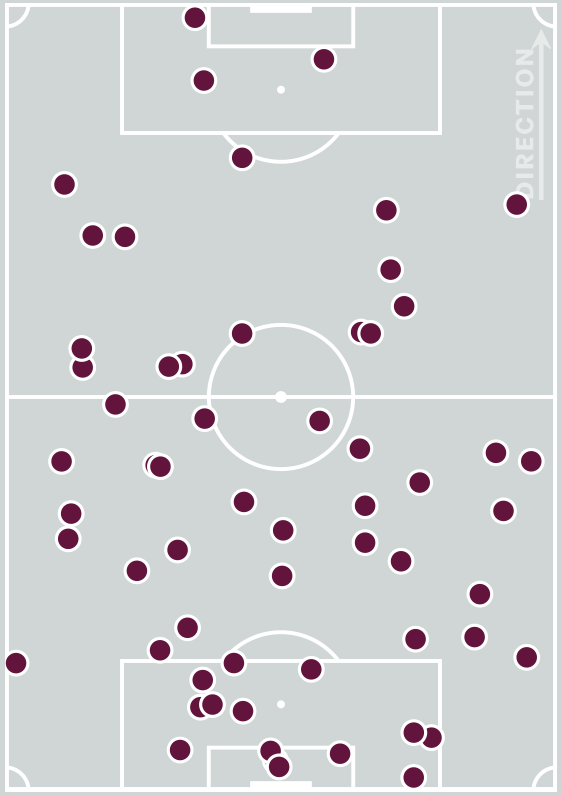

Blocks

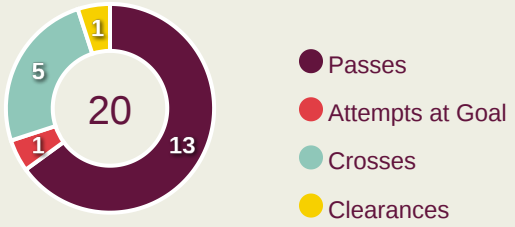

Possession Contests

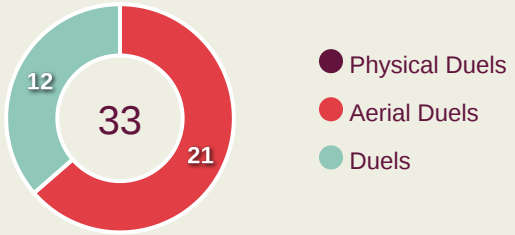

Most Possession Regains

10

Mujad MBALIRE

RIGHT CENTRE BACK

#	Player	Total Possession Regains
19	Ashraf LUKYAMUZI	7
3	Eze KOMBI	4
4	Musa SUUNA	5
5	John OWINO	5
6	Henry MUHOOZI	6
9	Joseph DORONGIN	4
10	Owen MUKISA	2
11	Fahad ISMAIL	1
12	Ukashsa JEMBA	8
17	Mujad MBALIRE	10
20	Isima MAGALA	1
7	Abdulshakur BABI	0
8	Arnold KAYEMBA	0
14	Junior OFOYRWTH	0
16	Arafat IBANDA	1
21	Brian OLWA	1

Defensive Line Height & Team Length

Ecuador

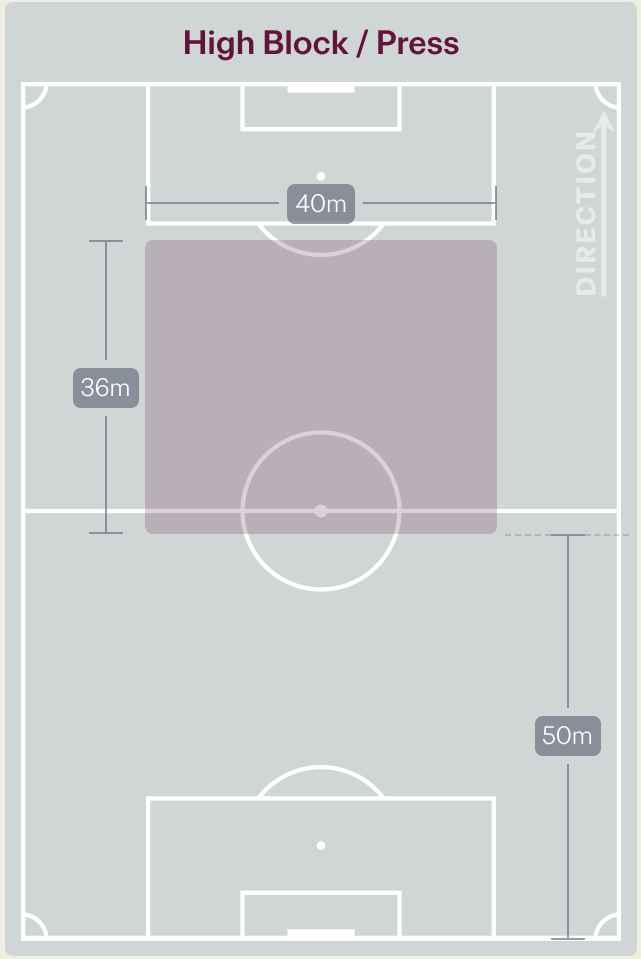

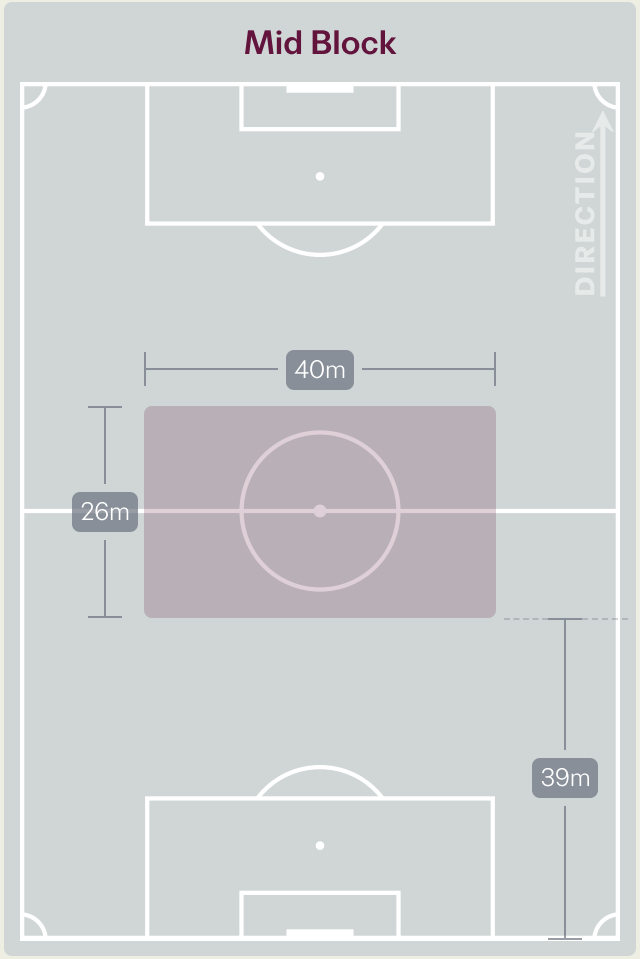

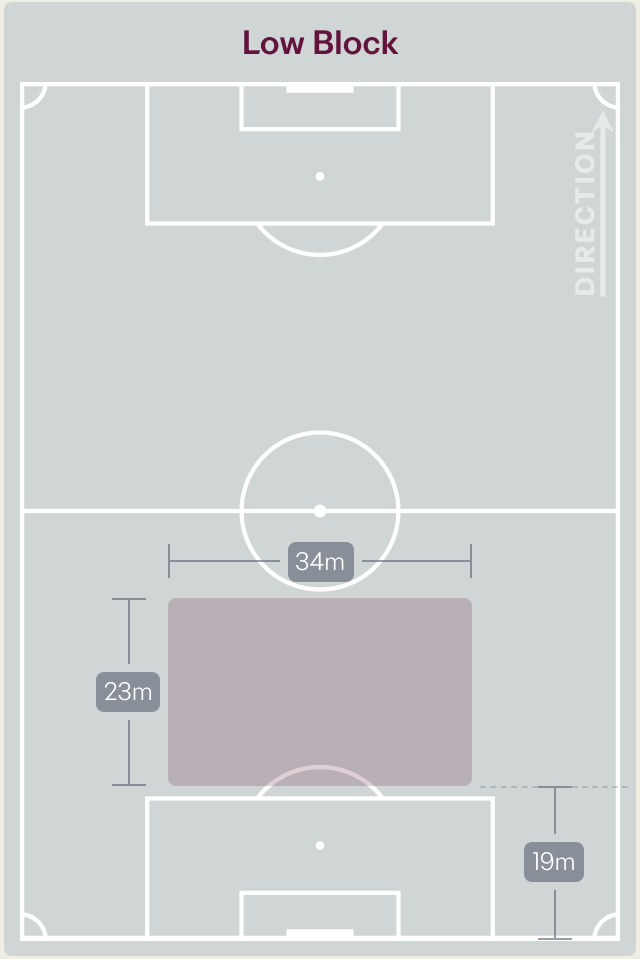

Defensive Line Height & Team Length

Uganda

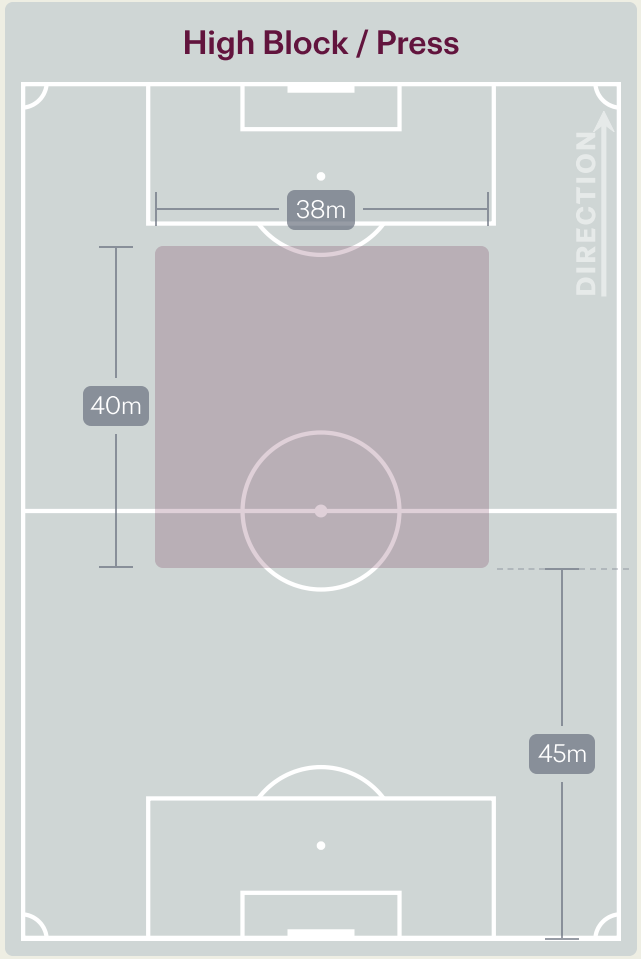

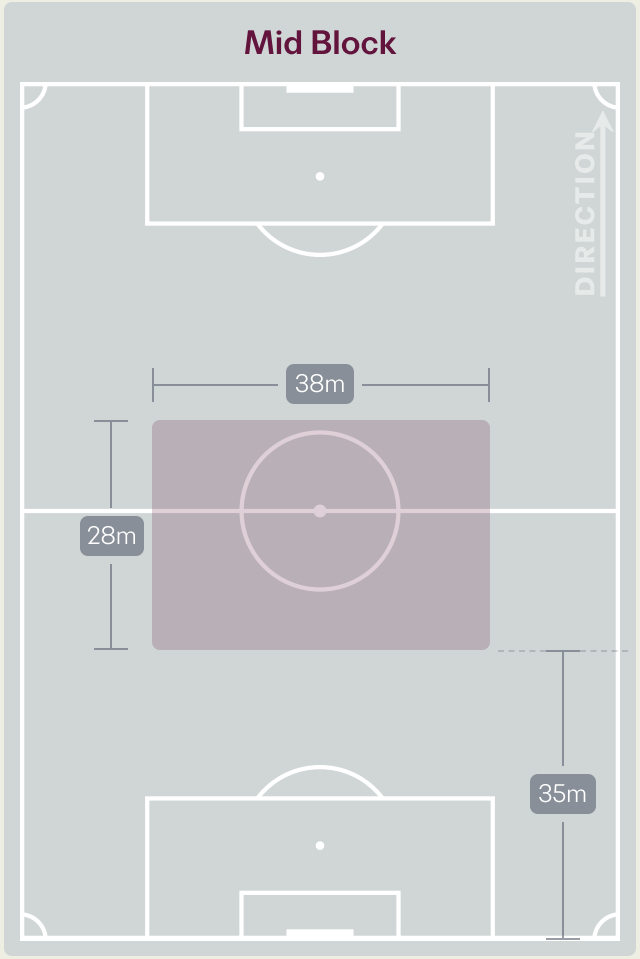

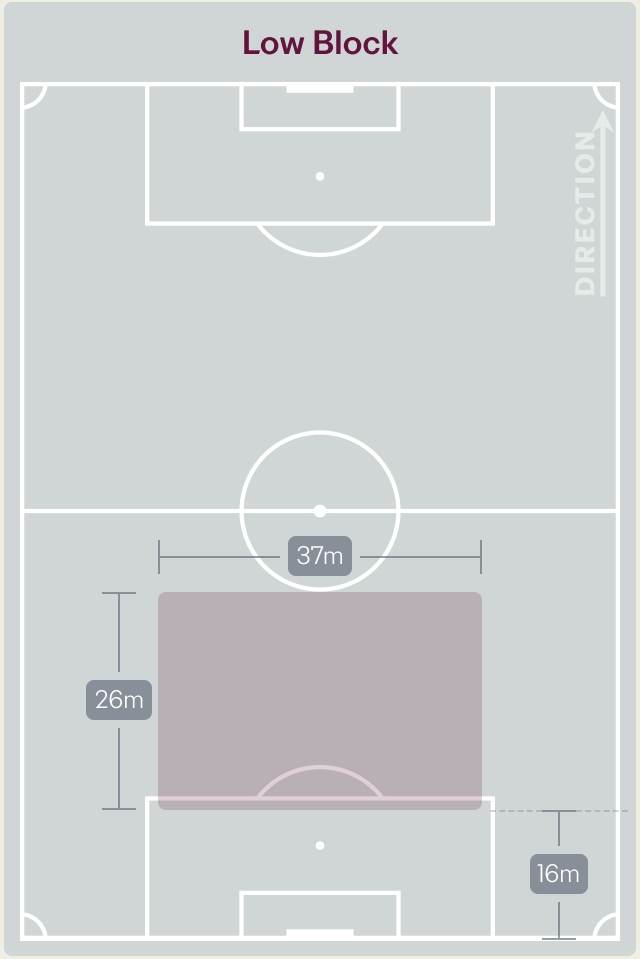

22 November 2026 - Aspire Zone - Pitch 1 - Mohammed Ghanim - 16:00

Defensive Pressure

Ecuador



Ecuador		Uganda
218	Total Pressures	223
53	Direct Pressures	52
1.41s	Avg Pressure Duration	1.75s
44	Forced Turnovers	48
17.83s	Ball Recovery Time	14.38s
94	Pushing on into Pressing	74
196	Pushing on	148
43	Pressing Direction Inside	29
115	Pressing Direction Outside	118

Most Direct Pressures

14

Nixon AYOVI

DEFENSIVE MIDFIELD CENTRE LEFT

Most Direct Pressures

9

Ukashsa JEMBA

LEFT BACK

Uganda

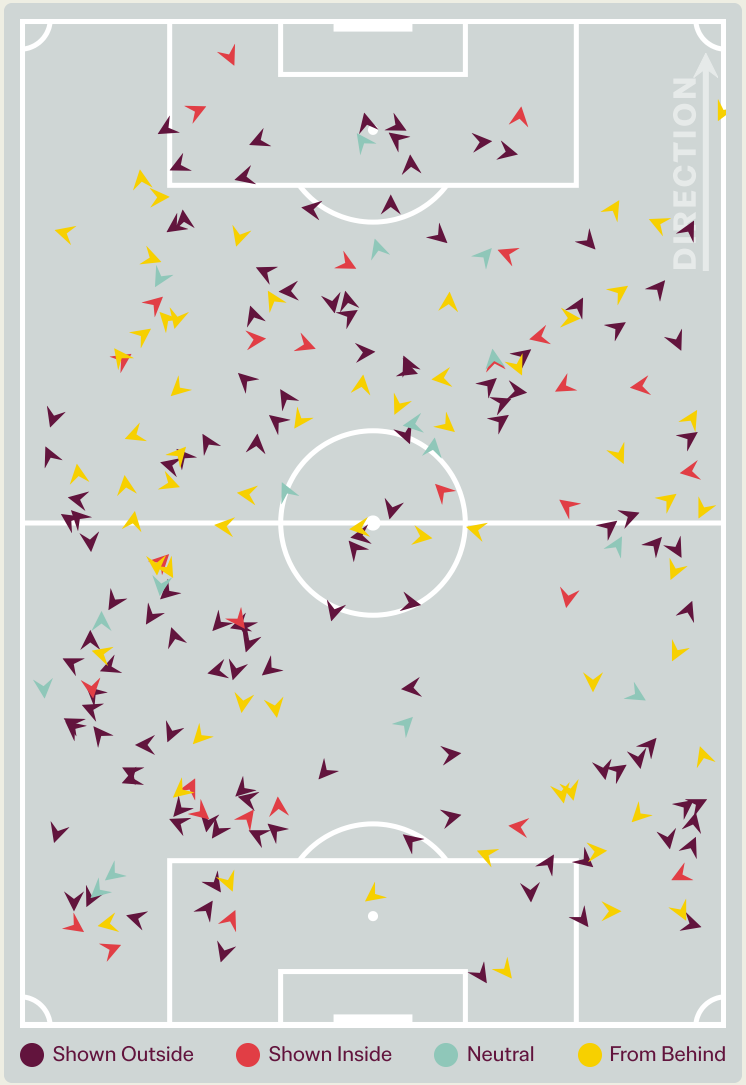

FIFA U17 WORLD CUP QATAR 2026

GOALKEEPING




Ecuador v Uganda

Goalkeeping Involvement

Ecuador

Ecuador GK Involvement Timeline

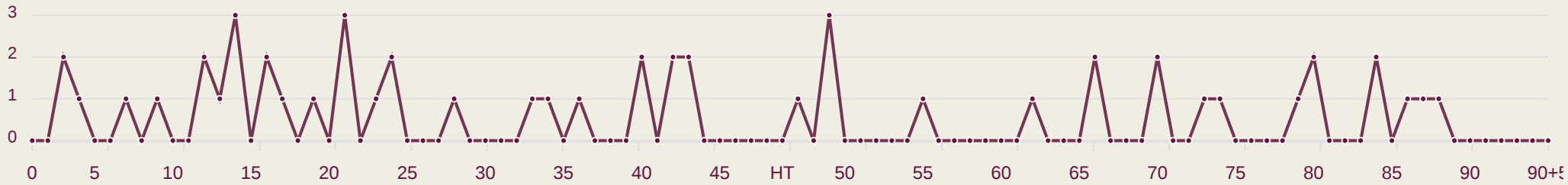

51

Total Involvements

Uganda

Uganda GK Involvement Timeline

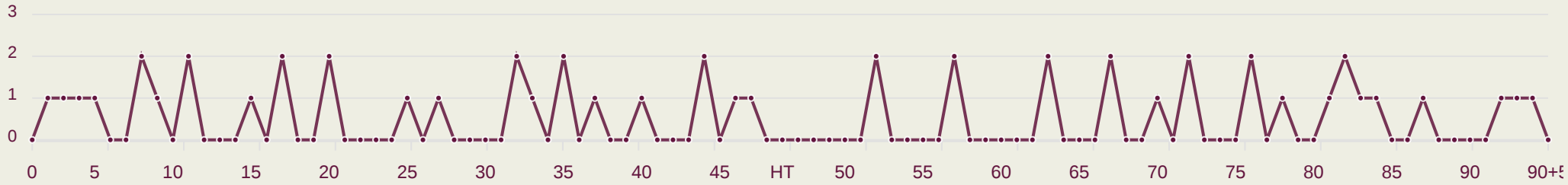

51

Total Involvements

Goalkeeping Distribution

Ecuador

Kick from Feet

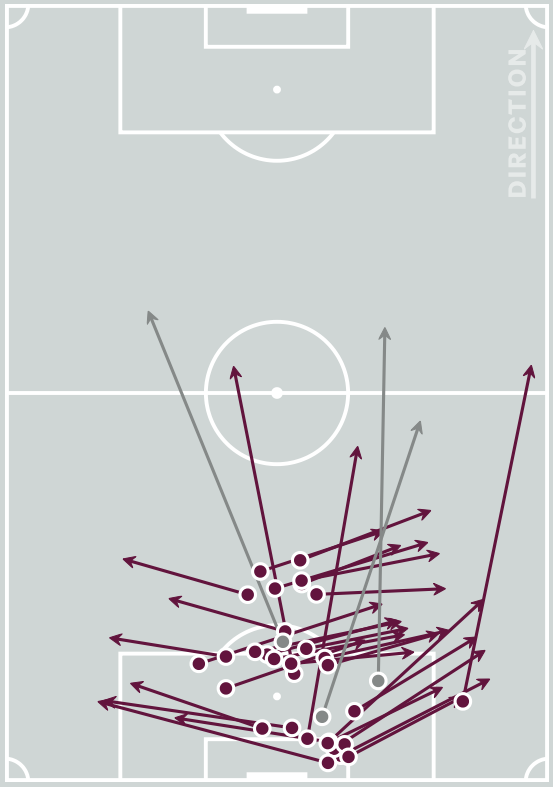

Complete Incomplete

- Play Onto
- Play Into
- Play Around
- Play Through
- Play Beyond
- Other

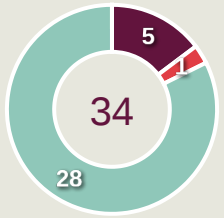

Kick from Hands

Complete Incomplete

- Side Kick
- From Hands
- Drop Kick

0

Throw Distribution

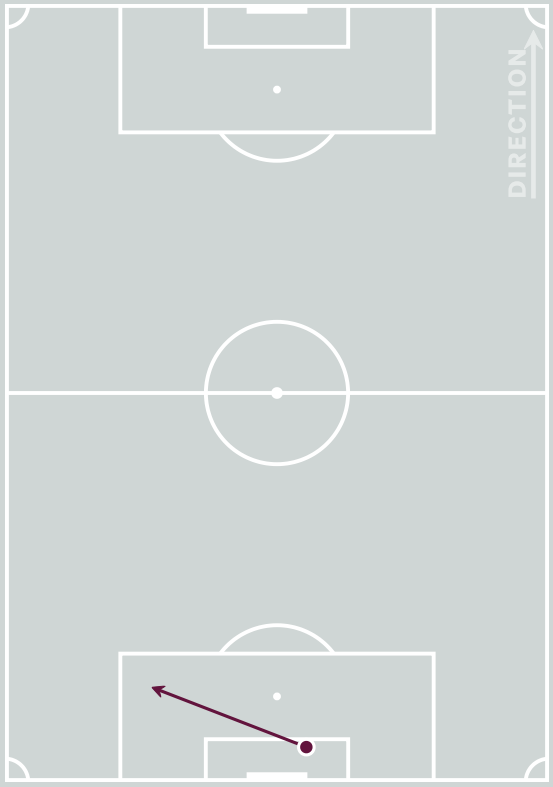

Complete Incomplete

- Over Arm
- Under Arm
- Side Arm
- Chest

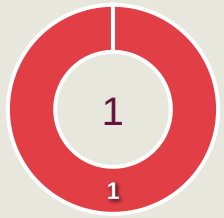

Total Distributions

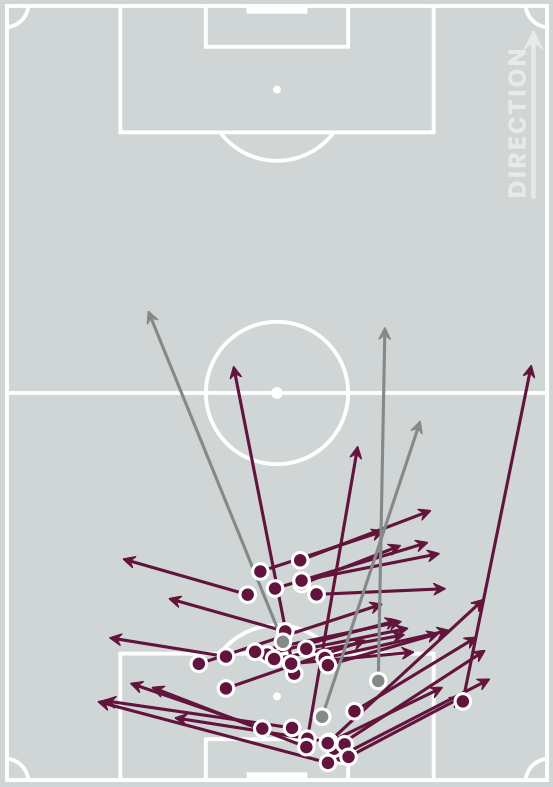

Complete Incomplete

6

Goalkeeper Line Breaks

Goalkeeping Distribution

Uganda

Kick from Feet

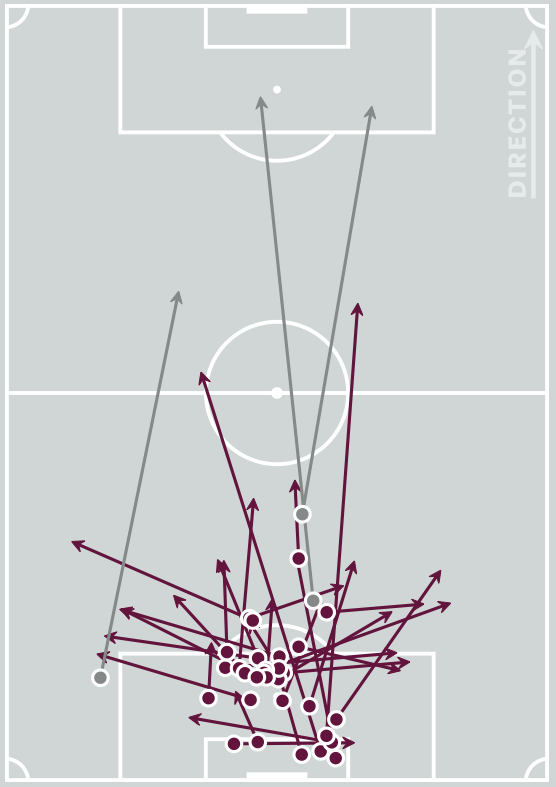

Complete Incomplete

- Play Onto
- Play Into
- Play Around
- Play Through
- Play Beyond
- Other



Kick from Hands

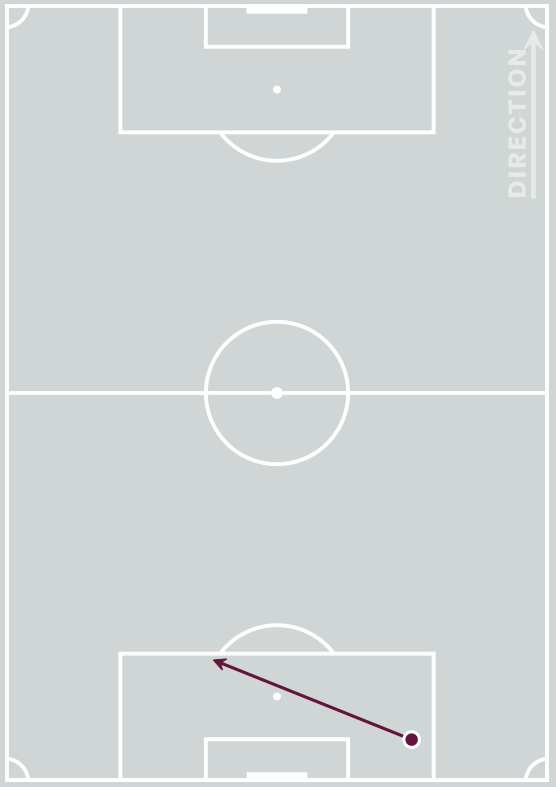

Complete Incomplete

- Side Kick
- From Hands
- Drop Kick

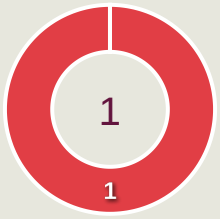

Throw Distribution

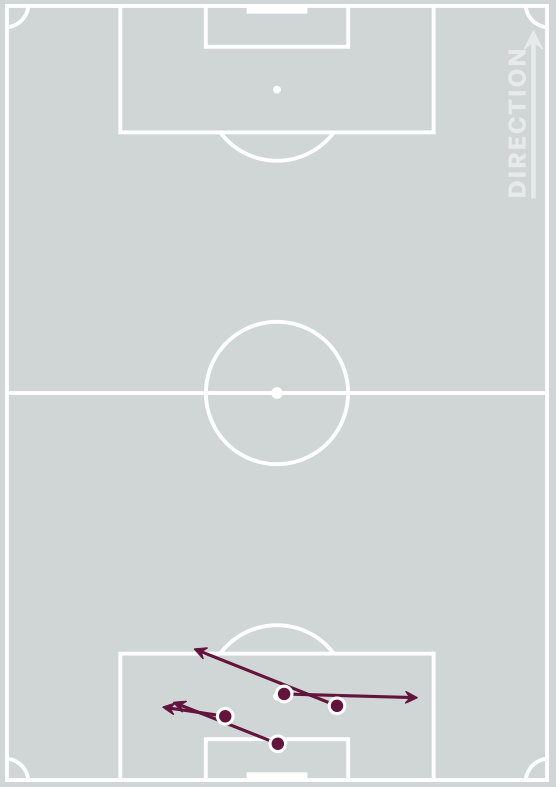

Complete Incomplete

- Over Arm
- Under Arm
- Side Arm
- Chest



Total Distributions

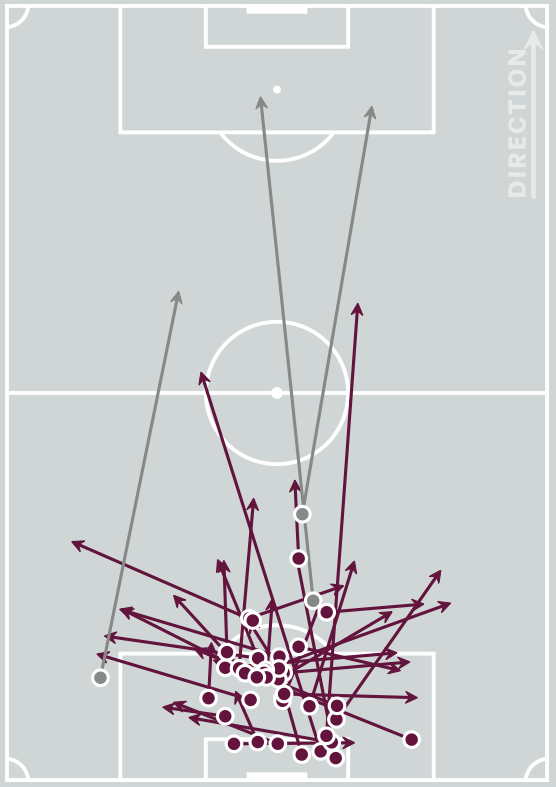

Complete Incomplete

5

Goalkeeper Line Breaks

Goal Prevention

Ecuador

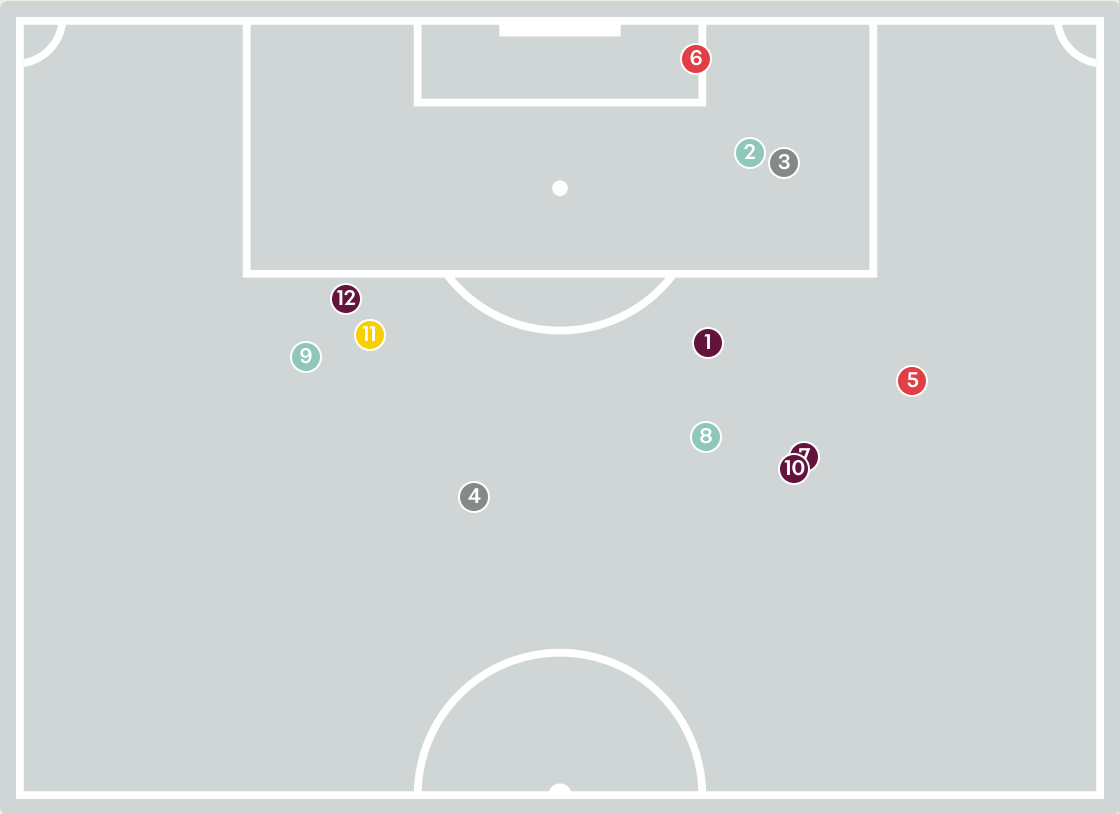

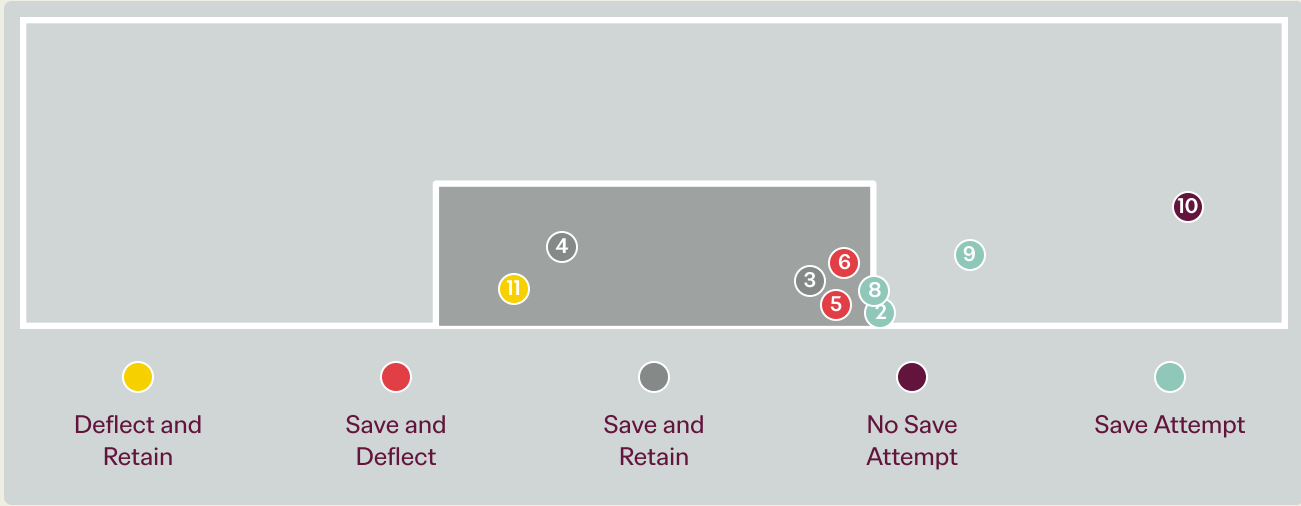

Intervention Type



Intervention Body Type

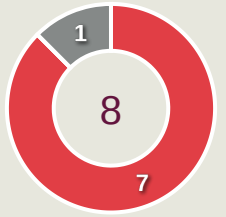

12

Total Attempts on Goal Faced

100

Save %

Total Attempts on Goal Faced	Total Goal Interventions	Save & Retain	Deflect & Retain	Save & Deflect	Save Attempt	No Save Attempt
12	4	2	1	2	3	4

Goal Prevention

Uganda

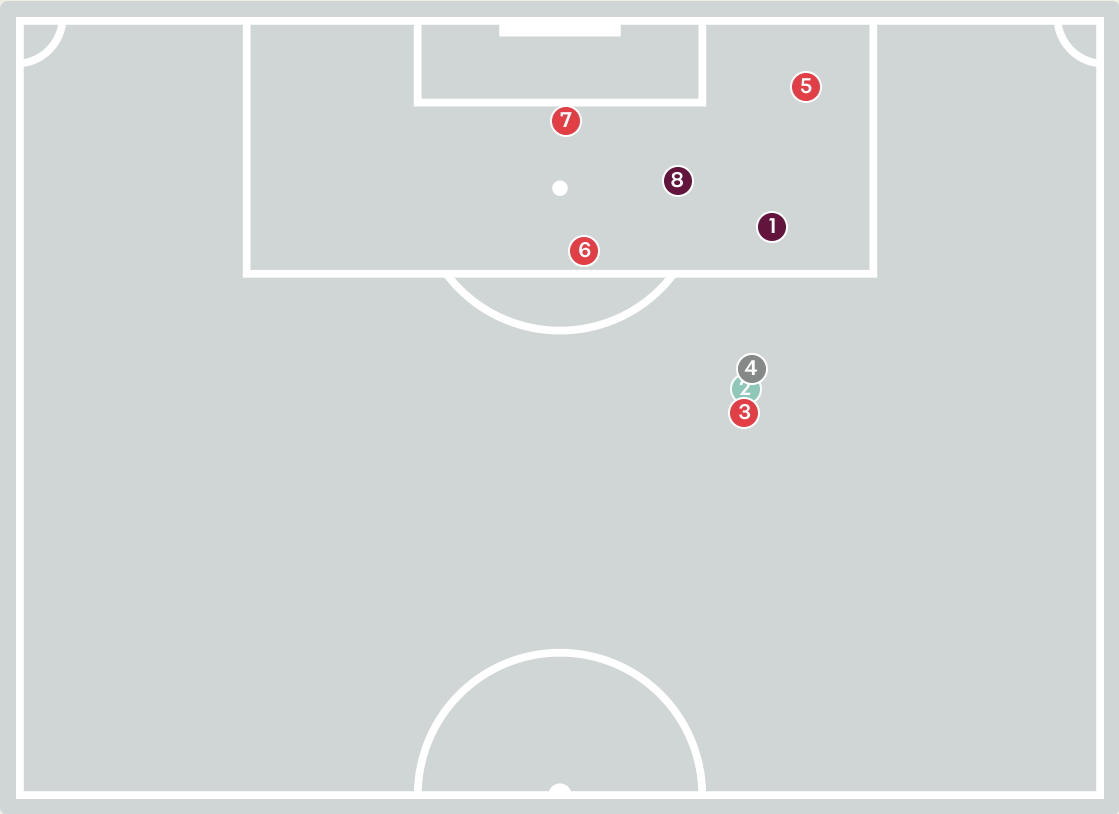

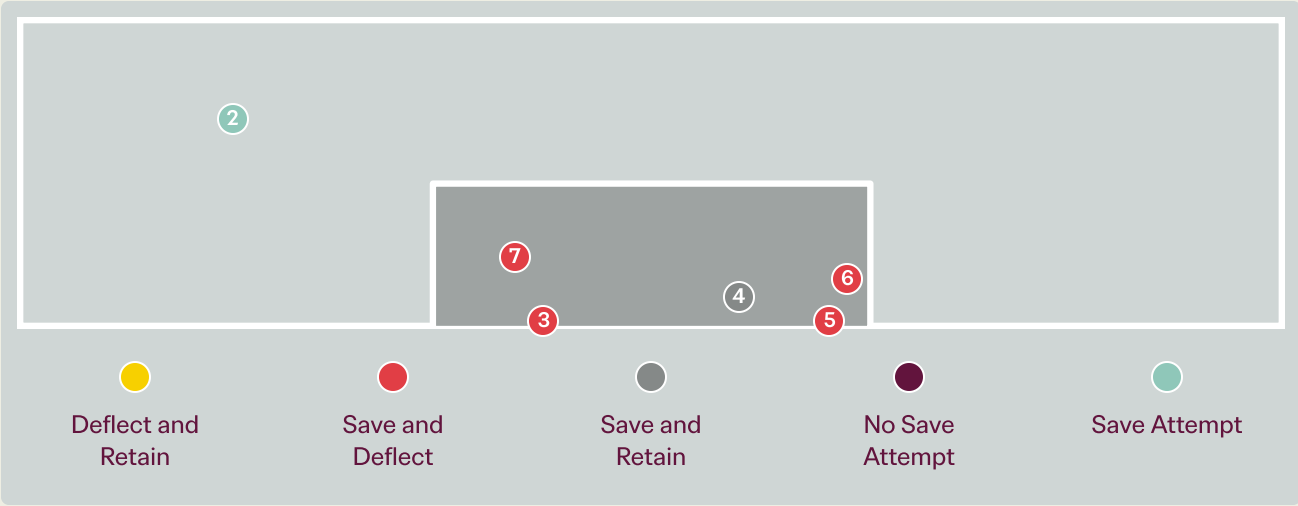

Intervention Type

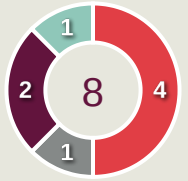

Deflect & Retain · Save & Deflect · Save & Retain · No Save Attempt · Save Attempt

Intervention Body Type

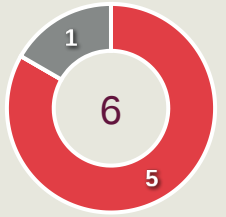

Head · Hands · Upper Body · Lower Body · Feet

Total Attempts on Goal Faced	Total Goal Interventions	Save & Retain	Deflect & Retain	Save & Deflect	Save Attempt	No Save Attempt
8	5	1	0	4	1	2

8

Total Attempts on Goal Faced

100

Save %

Aerial Control

Ecuador

0
Total Interventions

0	0	0
Complete	Punches	Incomplete

0	0	0
Complete	Claims	Incomplete

0	0	0
Complete	Tipped/Palmed	Incomplete

Crosses Faced

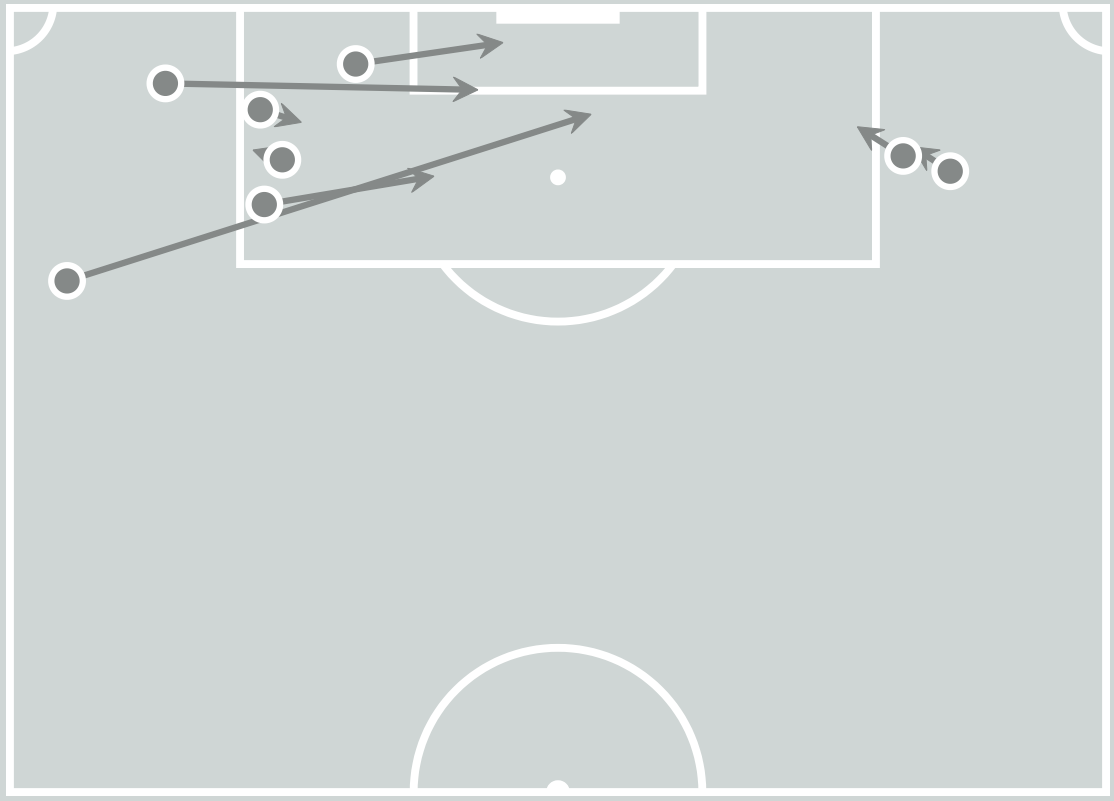

Delivery Types Faced

Total	In Swing	Out Swing	Driven	Lofted	Cutback	Push
14	2	5	3	1	0	3

Aerial Control

Uganda

2
Total Interventions

0	0	0
Complete	Punches	Incomplete

1	2	0
Complete	Claims	Incomplete

0	0	0
Complete	Tipped/Palmed	Incomplete

Crosses Faced

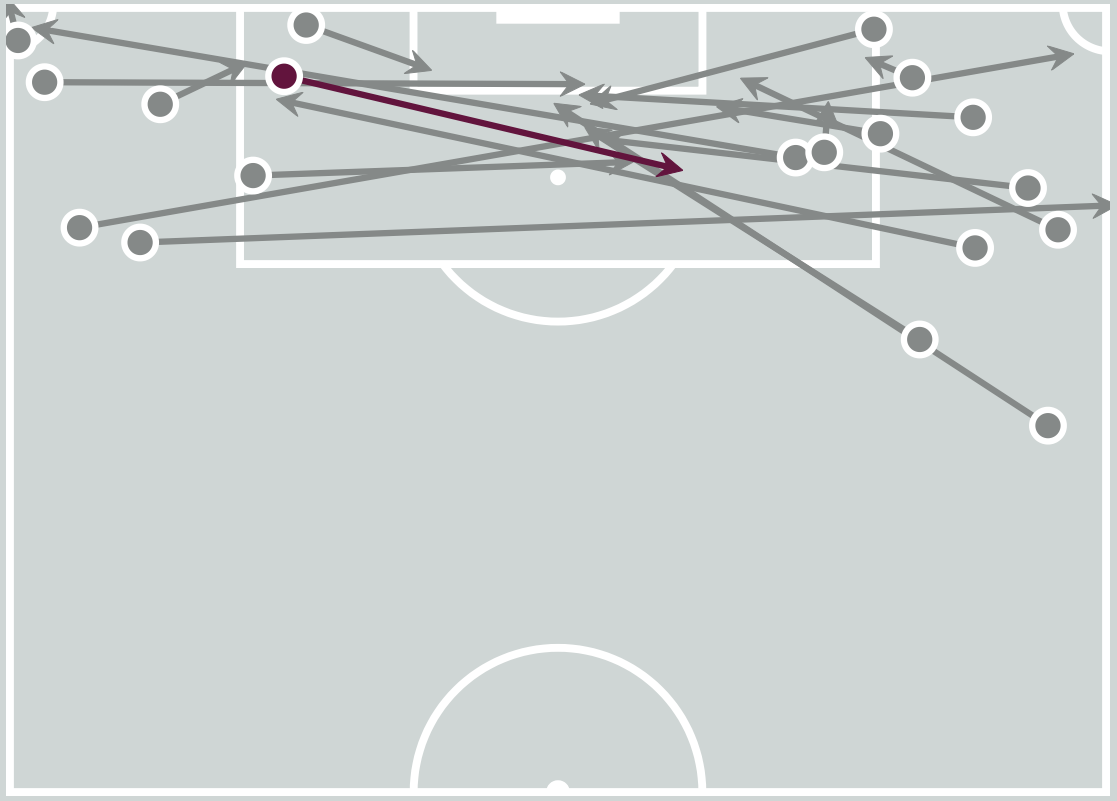

Delivery Types Faced

Total	In Swing	Out Swing	Driven	Lofted	Cutback	Push
24	1	13	2	2	0	6

FIFA U17 WORLD CUP QATAR 2026

SET PLAYS




Ecuador v Uganda

Set Plays

Ecuador

43
Total Set Plays

17
Total Free Kicks

0
Total Penalties

3
Total Corners

23
Total Throw Ins

Free Kicks	
Type	**Total**
Direct	17
Direct (on target)	0
Direct (off target)	0
Indirect	0

Corners			
Delivery Type	**From Left Side**	**From Right Side**	**Total**
Direct to Area	1	2	3
Short	0	0	0
Edge of Penalty Area	0	0	0

Corners	
Delivery Style	**Total**
Inswing	0
Outswing	3
Driven	0
Lofted	0

Set Plays

Uganda



37
Total Set Plays

14
Total Free Kicks

0
Total Penalties

5
Total Corners

18
Total Throw Ins

Free Kicks	
Type	**Total**
Direct	13
Direct (on target)	1
Direct (off target)	1
Indirect	1

Corners			
Delivery Type	**From Left Side**	**From Right Side**	**Total**
Direct to Area	1	4	5
Short	0	0	0
Edge of Penalty Area	0	0	0

Corners	
Delivery Style	**Total**
Inswing	2
Outswing	1
Driven	1
Lofted	1

INDIVIDUAL DATA IN POSSESSION




Ecuador v Uganda

In Possession - Distributions

Ecuador



#	Player	Passes Attempted	Passes Completed	Pass Completion %	Switches of Play	Crosses Attempted	Crosses Completed	Line Breaks Attempted	Line Breaks Completed	Line Break Completion %	Ball Progressions	Take Ons	Step Ins	Attempts at Goal	Goals
12	Mijail VACA	35	32	91%	0	0	0	6	3	50%	0	0	0	0	0
3	Sergio GONZALEZ	41	30	73%	0	1	0	21	14	67%	4	3	1	0	0
5	Nixon AYOVI	22	22	100%	0	0	0	4	4	100%	0	0	0	0	0
6	Jhon CHICA	33	30	91%	4	0	0	10	7	70%	1	1	0	0	0
7	Johan MARTINEZ	16	13	81%	0	1	0	3	1	33%	9	9	0	0	0
9	Jhon GUERRERO	4	3	75%	0	1	0	1	1	100%	0	0	0	0	0
10	Holger QUINTERO	22	17	77%	0	7	0	6	5	83%	4	4	0	0	0
11	Edwin QUINTERO	41	33	80%	0	8	0	18	13	72%	9	9	0	2	0
13	Carlos MEDINA	69	61	88%	0	0	0	12	9	75%	0	0	0	1	0
14	Janer MINA	45	35	78%	0	1	0	14	8	57%	0	0	0	1	0
15	Adrian CUADRADO	22	17	77%	0	0	0	4	2	50%	4	3	1	0	0
8	Brayson ZAMORA	4	3	75%	0	0	0	1	0	0%	0	0	0	0	0
16	Jordin MINA	3	2	67%	0	0	0	3	3	100%	1	1	0	1	0
18	Jandry CALLE	4	4	100%	0	2	1	1	1	100%	1	1	0	0	0
20	Luis FRAGOZO	10	8	80%	0	3	1	4	2	50%	4	4	0	3	0

In Possession - Offers & Receptions

Ecuador



			Offer movement types						
#	Player	Total Offers	In Front	In Between	Out to In	In to Out	In Behind	No Movement	Offers Received
12	Mijail VACA	3	0	0	0	0	0	3	1
3	Sergio GONZALEZ	3	1	0	1	0	1	0	1
5	Nixon AYOVI	12	5	4	0	0	1	2	4
6	Jhon CHICA	0	0	0	0	0	0	0	0
7	Johan MARTINEZ	18	2	0	2	0	10	4	3
9	Jhon GUERRERO	9	0	3	0	0	6	0	2
10	Holger QUINTERO	23	2	2	1	0	12	6	9
11	Edwin QUINTERO	39	9	13	1	5	5	6	22
13	Carlos MEDINA	0	0	0	0	0	0	0	0
14	Janer MINA	8	2	0	0	0	1	5	2
15	Adrian CUADRADO	25	16	9	0	0	0	0	6
8	Brayson ZAMORA	2	0	2	0	0	0	0	1
16	Jordin MINA	7	1	1	1	0	2	2	1
18	Jandry CALLE	4	0	0	0	0	3	1	3
20	Luis FRAGOZO	22	0	3	4	0	10	5	5

In Possession - Distributions

Uganda



#	Player	Passes Attempted	Passes Completed	Pass Completion %	Switches of Play	Crosses Attempted	Crosses Completed	Line Breaks Attempted	Line Breaks Completed	Line Break Completion %	Ball Progressions	Take Ons	Step Ins	Attempts at Goal	Goals
19	Ashraf LUKYAMUZI	38	35	92%	0	0	0	5	3	60%	0	0	0	0	0
3	Eze KOMBI	44	41	93%	0	0	0	9	7	78%	0	0	0	0	0
4	Musa SUUNA	62	49	79%	1	0	0	13	4	31%	2	0	2	0	0
5	John OWINO	51	42	82%	0	0	0	13	7	54%	1	1	0	0	0
6	Henry MUHOOZI	83	73	88%	2	0	0	31	23	74%	6	5	1	2	0
9	Joseph DORONGIN	14	10	71%	0	2	0	4	1	25%	4	4	0	0	0
10	Owen MUKISA	15	12	80%	0	3	1	3	1	33%	4	2	2	3	0
11	Fahad ISMAIL	10	8	80%	0	0	0	1	1	100%	3	3	0	2	0
12	Ukashsa JEMBA	46	43	93%	0	1	0	9	7	78%	0	0	0	1	0
17	Mujad MBALIRE	61	57	93%	0	0	0	14	13	93%	1	0	1	0	0
20	Isima MAGALA	36	28	78%	0	2	1	15	10	67%	3	1	2	1	0
7	Abdulshakur BABI	3	1	33%	0	1	0	3	1	33%	0	0	0	0	0
8	Arnold KAYEMBA	10	9	90%	0	2	1	3	2	67%	3	1	2	0	0
14	Junior OFOYRWTH	11	9	82%	0	2	0	2	1	50%	3	3	0	1	0
16	Arafat IBANDA	6	2	33%	0	0	0	1	0	0%	0	0	0	1	0
21	Brian OLWA	8	7	88%	0	1	0	2	1	50%	0	0	0	1	0

In Possession - Offers & Receptions

Uganda



			Offer movement types						
#	Player	Total Offers	In Front	In Between	Out to In	In to Out	In Behind	No Movement	Offers Received
19	Ashraf LUKYAMUZI	1	0	0	0	0	0	1	0
3	Eze KOMBI	24	10	1	0	1	10	2	7
4	Musa SUUNA	5	0	0	0	0	0	5	5
5	John OWINO	38	15	12	2	0	4	5	23
6	Henry MUHOOZI	54	33	7	0	1	0	13	36
9	Joseph DORONGIN	14	2	0	0	1	9	2	3
10	Owen MUKISA	27	7	12	0	0	7	1	11
11	Fahad ISMAIL	7	0	0	0	0	6	1	2
12	Ukashsa JEMBA	8	3	1	0	1	3	0	0
17	Mujad MBALIRE	2	0	0	0	0	0	2	1
20	Isima MAGALA	28	4	10	1	1	9	3	14
7	Abdulshakur BABI	1	0	0	0	0	1	0	1
8	Arnold KAYEMBA	4	2	0	0	0	2	0	1
14	Junior OFOYRWTH	12	0	0	0	0	9	3	4
16	Arafat IBANDA	3	0	0	0	1	2	0	2
21	Brian OLWA	7	0	3	1	1	2	0	3

INDIVIDUAL DATA
OUT OF POSSESSION




Ecuador v Uganda

Out of Possession

Ecuador



#	Player	Tackles Made / Won	Blocks	Interceptions	Pressing Direct	Pressing Indirect	Duels Won - Aerial	Duels Won - Physical	Possession Contests won	Clearances	Loose Ball Receptions	Pushing On	Pushing On into Pressing	Possession Regains	Possession Interrupted
12	Mijail VACA	0 / 0	0	0	0	0	0	0	0	0	1	0	0	5	0
3	Sergio GONZALEZ	4 / 2	5	4	3	14	2	0	3	6	9	14	10	12	5
5	Nixon AYOVI	12 / 3	4	0	14	29	2	0	2	1	7	51	18	6	7
6	Jhon CHICA	1 / 0	1	0	5	1	1	0	1	5	0	7	3	2	3
7	Johan MARTINEZ	5 / 2	1	0	10	17	0	0	2	0	3	19	12	5	1
9	Jhon GUERRERO	0 / 0	0	1	2	18	0	0	0	0	0	28	13	1	0
10	Holger QUINTERO	2 / 0	2	1	6	20	0	0	0	0	2	16	6	1	1
11	Edwin QUINTERO	5 / 2	0	1	8	23	0	0	1	0	10	18	11	3	1
13	Carlos MEDINA	0 / 0	3	1	0	1	1	0	2	4	11	3	1	4	3
14	Janer MINA	3 / 0	3	2	2	8	2	0	2	7	4	10	5	8	6
15	Adrian CUADRADO	4 / 0	3	0	2	10	1	0	2	0	6	14	6	1	2
8	Brayson ZAMORA	0 / 0	0	0	0	5	0	0	1	0	0	0	0	1	0
16	Jordin MINA	0 / 0	0	0	0	0	0	0	0	1	3	2	0	1	0
18	Jandry CALLE	0 / 0	0	0	0	11	2	0	2	0	1	9	6	0	0
20	Luis FRAGOZO	2 / 0	1	0	1	8	0	0	0	0	3	5	3	1	1

Out of Possession

Uganda



#	Player	Tackles Made / Won	Blocks	Interceptions	Pressing Direct	Pressing Indirect	Duels Won - Aerial	Duels Won - Physical	Possession Contests won	Clearances	Loose Ball Receptions	Pushing On	Pushing On into Pressing	Possession Regains	Possession Interrupted
19	Ashraf LUKYAMUZI	0 / 0	0	0	0	0	0	0	0	0	2	0	0	7	0
3	Eze KOMBI	9 / 1	2	2	6	11	1	0	1	4	6	18	6	4	2
4	Musa SUUNA	1 / 0	3	2	1	4	1	0	2	2	7	6	2	5	4
5	John OWINO	4 / 2	4	1	4	10	0	0	0	3	5	12	5	5	5
6	Henry MUHOOZI	5 / 3	0	1	4	17	0	0	1	3	9	9	5	6	3
9	Joseph DORONGIN	5 / 1	0	2	4	17	0	0	0	0	2	15	7	4	1
10	Owen MUKISA	2 / 1	0	0	6	19	0	0	0	0	4	17	9	2	0
11	Fahad ISMAIL	1 / 0	2	0	5	8	1	0	1	1	1	3	2	1	1
12	Ukashsa JEMBA	7 / 1	6	2	9	21	2	0	3	6	6	32	14	8	5
17	Mujad MBALIRE	2 / 2	2	4	2	7	2	0	3	8	2	2	1	10	6
20	Isima MAGALA	1 / 1	0	0	3	29	1	0	1	0	7	14	11	1	0
7	Abdulshakur BABI	2 / 0	1	0	2	2	0	0	0	0	1	1	1	0	0
8	Arnold KAYEMBA	4 / 0	1	0	2	6	0	0	0	0	0	4	3	0	1
14	Junior OFOYRWTH	0 / 0	0	0	1	7	0	0	0	0	1	7	2	0	0
16	Arafat IBANDA	0 / 0	0	0	2	10	1	0	1	0	0	5	4	1	0
21	Brian OLWA	1 / 1	0	0	1	3	1	0	1	0	1	3	2	1	0

INDIVIDUAL DATA
PHYSICAL




Ecuador v Uganda

Physical Data

Ecuador

#	Player	Total Distance (m)	Zone 1: 0-7 km/h (m)	Zone 2: 7-15 km/h (m)	Zone 3: 15-20 km/h (m)	Zone 4: 20-25 km/h (m)	Zone 5: 25+ km/h (m)	High Speed Runs (Zone 3)	Sprints (Zone 4 & 5)	Top Speed (km/h)
12	Mijail VACA	4891.8	3692.9	1156.4	42.4	0	0	6.0	0	19.5
3	Sergio GONZALEZ	9308.4	3971.5	4002.4	950.4	297.5	86.6	86.0	23.0	28.1
5	Nixon AYOVI	10278.3	3608.5	4726.1	1317.6	531.9	94.2	118.0	32.0	27.8
6	Jhon CHICA	9170.8	4038.0	3989.0	843.8	243.6	56.4	82.0	21.0	28.0
7	Johan MARTINEZ	6521.4	2731.0	2366.1	765.6	468.3	190.4	76.0	36.0	31.9
9	Jhon GUERRERO	6434.6	2769.3	2619.3	593.4	365.1	87.5	54.0	24.0	28.3
10	Holger QUINTERO	7657.6	3209.5	3079.7	786.7	352.8	228.9	76.0	30.0	33.2
11	Edwin QUINTERO	9219.1	3850.2	3560.4	1031.6	538.3	238.5	95.0	38.0	32.4
13	Carlos MEDINA	8885.0	3980.2	3635.2	834.1	360.8	74.7	88.0	27.0	30.0
14	Janer MINA	9104.7	3779.9	3959.6	971.9	281.4	111.8	82.0	21.0	29.5
15	Adrian CUADRADO	8906.3	2908.7	4373.9	1179.4	338.0	106.2	114.0	22.0	29.2
8	Brayson ZAMORA	1668.4	504.1	608.8	284.2	244.2	27.1	27.0	11.0	27.3
16	Jordin MINA	1509.6	482.9	558.5	233.4	142.4	92.4	24.0	7.0	31.7
18	Jandry CALLE	3524.2	1190.8	1606.9	427.1	238.2	61.3	36.0	16.0	27.7
20	Luis FRAGOZO	3364.7	1243.4	1251.7	479.5	239.1	151.0	43.0	16.0	30.5

Physical Data

Uganda



#	Player	Total Distance (m)	Zone 1: 0-7 km/h (m)	Zone 2: 7-15 km/h (m)	Zone 3: 15-20 km/h (m)	Zone 4: 20-25 km/h (m)	Zone 5: 25+ km/h (m)	High Speed Runs (Zone 3)	Sprints (Zone 4 & 5)	Top Speed (km/h)
19	Ashraf LUKYAMUZI	4399.8	3368.5	932.4	75.8	23.0	0	8.0	1.0	23.0
3	Eze KOMBI	9830.7	3625.4	3967.1	1243.3	630.6	364.3	113.0	43.0	31.5
4	Musa SUUNA	10046.2	4007.6	4377.0	1041.3	474.5	145.7	101.0	31.0	29.9
5	John OWINO	8912.4	2790.1	4093.3	1398.3	494.3	136.4	126.0	35.0	31.2
6	Henry MUHOOZI	10854.9	3300.5	5591.9	1478.9	430.1	53.5	133.0	28.0	27.5
9	Joseph DORONGIN	8556.9	2613.8	3938.3	1256.9	470.7	277.2	108.0	39.0	33.1
10	Owen MUKISA	8601.5	3037.3	3396.5	1206.6	656.7	304.4	104.0	56.0	31.8
11	Fahad ISMAIL	5275.7	1824.2	2292.5	691.9	341.4	125.8	64.0	24.0	29.7
12	Ukashsa JEMBA	9896.6	3502.8	4077.5	1262.1	722.6	331.7	114.0	56.0	31.6
17	Mujad MBALIRE	9285.1	3772.1	4097.6	1017.8	325.3	72.3	95.0	25.0	29.3
20	Isima MAGALA	8511.1	2575.9	4405.7	1178.4	281.0	70.1	101.0	26.0	29.0
7	Abdulshakur BABI	1960.8	763.3	729.7	301.3	118.0	48.4	22.0	6.0	28.3
8	Arnold KAYEMBA	2790.2	900.2	1217.7	436.5	203.4	32.4	39.0	14.0	26.6
14	Junior OFOYRWTH	5291.3	1797.7	2435.4	779.1	226.3	52.7	57.0	17.0	29.0
16	Arafat IBANDA	2434.6	804.2	938.9	417.2	167.4	106.9	36.0	12.0	30.1
21	Brian OLWA	2648.4	745.8	1061.0	557.7	208.9	75.1	35.0	12.0	29.0


FIFA
U17
WORLD CUP
QATAR 2026