FIFA U17 WORLD CUP QATAR 2026

POST MATCH SUMMARY REPORT

Greece 2 - 1 Panama

Group A - Match 26
22 November 2026
15:30 Kick Off
Aspire Zone - Pitch 9 - Adel Malalla

22 November 2026 - Aspire Zone - Pitch 9 - Adel Malalla - 15:30

Match Summary - Teams

Greece

2 – 1

Panama

STARTING

1	GK	Christos GEITONAS	
2	DF	Georgios SIOZIOS	⚽ 39' ⬇ 90+1'
3	DF	Konstantinos KARANGELIS	
4	DF	Vasileios LAVDAS	
5	DF	Athanasios FILIPPIADIS	
6	MF	Panagiotis BINIARIS	
7	FW	Iason NEMPIS	⬇ 82'
9	FW	Konstantinos SOUVLATZIS	⬇ 66'
10	FW	Ioannis KOSTOGLOU	⬇ 67'
14	MF	Giannis NETO	⬇ 45'
17	DF	Stefanos TSIGKAS	🟨 83'

SUBSTITUTES

12	GK	Georgios NIKOLAIDIS	
13	GK	Vasileios BRANIS	
8	MF	Konstantinos PAPADAKIS	⬆ 45'
11	DF	Nikolaos CHALDEZOS	⬆ 67'
15	DF	Andreas POULOPOULOS	
16	FW	Leonidas VASSILIADIS	
18	FW	Argyrios ARGYRIOU	⬆ 66'
19	DF	Ioannis PSYROUKIS	⬆ 90+1'
20	MF	Sarafianos PAPASARAFIANOS	⬆ 82' ⚽ 90+5'
21	FW	Alexios BAIRAMIDIS	

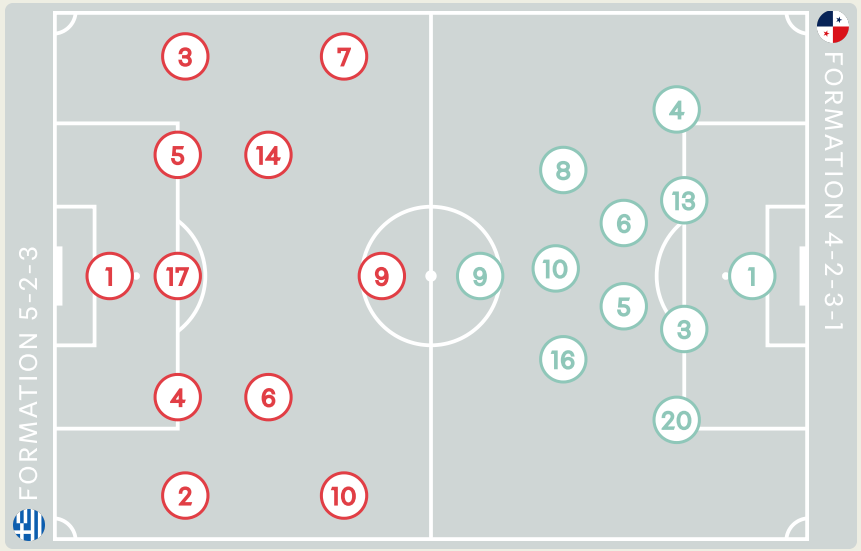

STARTING

Adamir APARICIO	GK	1	
🟨 93'	Stephen DOMINGUEZ	DF	3
🟨 6'	Neir MARRUGO	DF	4
⬇ 82'	Lucas NORTE	MF	5
⬇ 45' 🟨 45'	Jossimar INSTURAIN	MF	6
⬇ 67'	Alfredo MADURO	MF	8
⬇ 81'	Thiago CHALMERS	FW	9
⚽ 84' 🟨 47'	Estevis LOPEZ	MF	10
	Alberto ADAMS	DF	13
⬇ 67'	Cristian MORAN	FW	16
	Gabriel QUIROZ	MF	20

SUBSTITUTES

Isaias ABUABARA	GK	12	
Luis LOPEZ	GK	21	
Anthony MURILLO	DF	2	
⬆ 67'	Alexander TULL	MF	7
⬆ 81'	Jorge GENERAL	MF	11
⬆ 82'	Ronaldo MATOS	MF	14
	Giancarlo ALEMAN	DF	15
⬆ 45'	Jose ASPRILLA	MF	17
⬆ 67'	Joseph LOPEZ	MF	18
	Jorshua GOMEZ	FW	19

Distribution in the Final Third

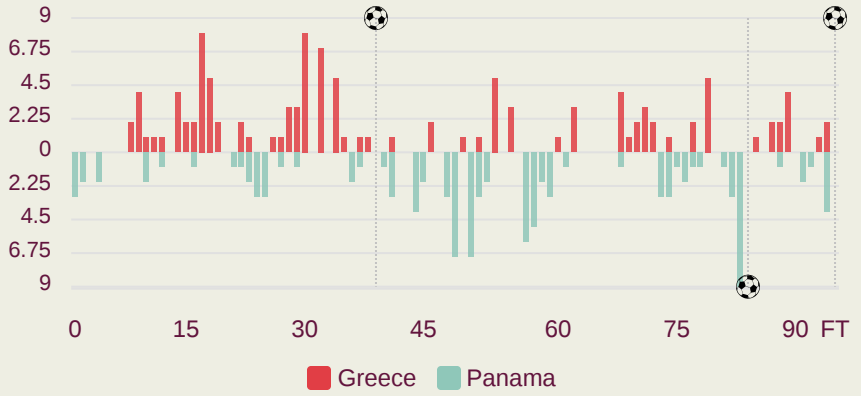

22 November 2026 - Aspire Zone - Pitch 9 - Adel Malalla - 15:30

Match Summary - Key Statistics



Greece **2 — 1** **Panama**



Possession

Total	40.6%	10.8%	48.6%	Total
2	Goals			1
0.58	xG (Expected Goals)			0.17
14 (6)	Attempts at Goal (On Target)			9 (4)
345 (280)	Total Passes (Complete)			472 (384)
81 %	Pass Completion %			81 %
61	Completed Line Breaks			76
13	Defensive Line Breaks			6
98	Receptions in the Final Third			82
13	Crosses			12
28	Ball Progressions			33
305 (59)	Defensive Pressures Applied (Direct Pressures)			189 (47)
50	Forced Turnovers			47
70	Second Balls			74
107 km	Total Distance Covered			106.2 km
4.7 km	Zone 4 – Low Speed Sprinting: 20-25 km/h			4.8 km

22 November 2026 - Aspire Zone - Pitch 9 - Adel Malalla - 15:30

Greece

Phases of Play

Panama

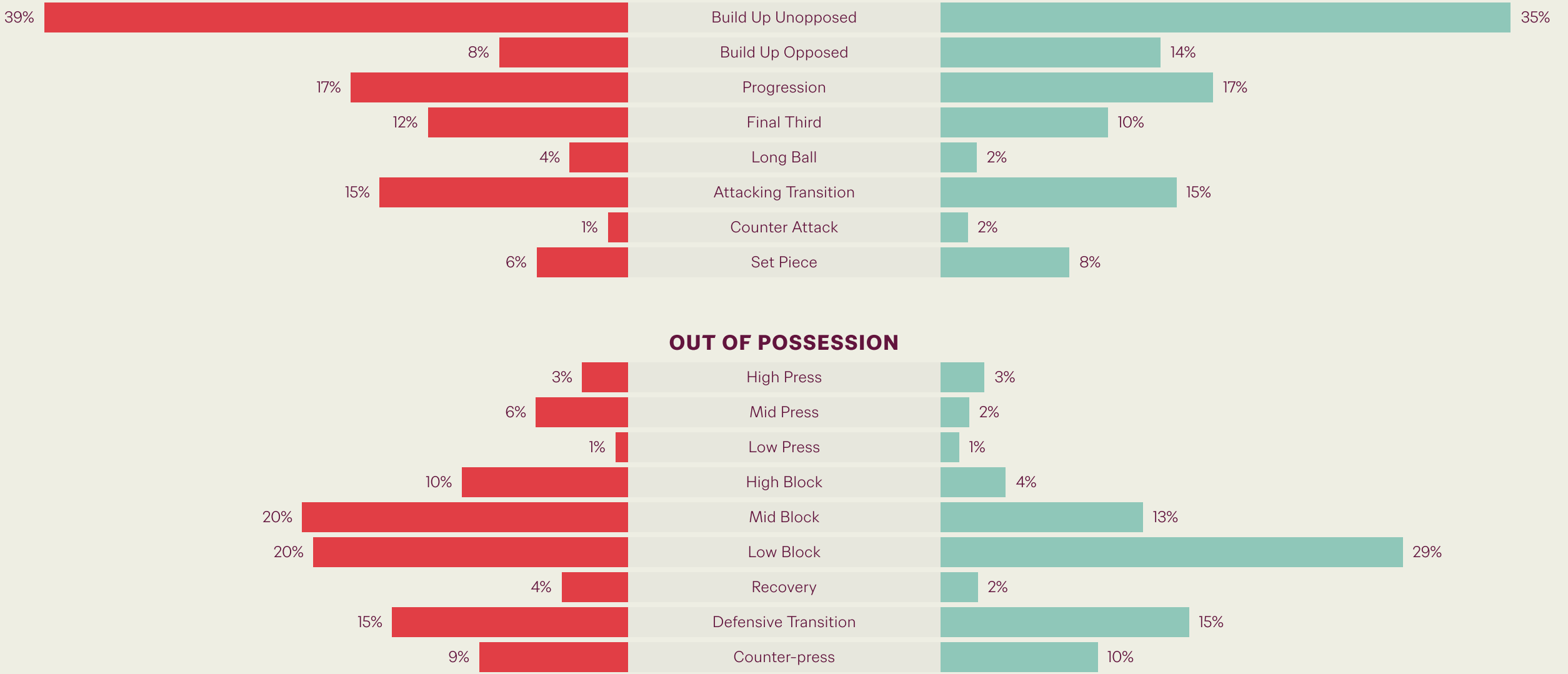

IN POSSESSION




Greece v Panama

In Possession Line Height & Team Length

Greece

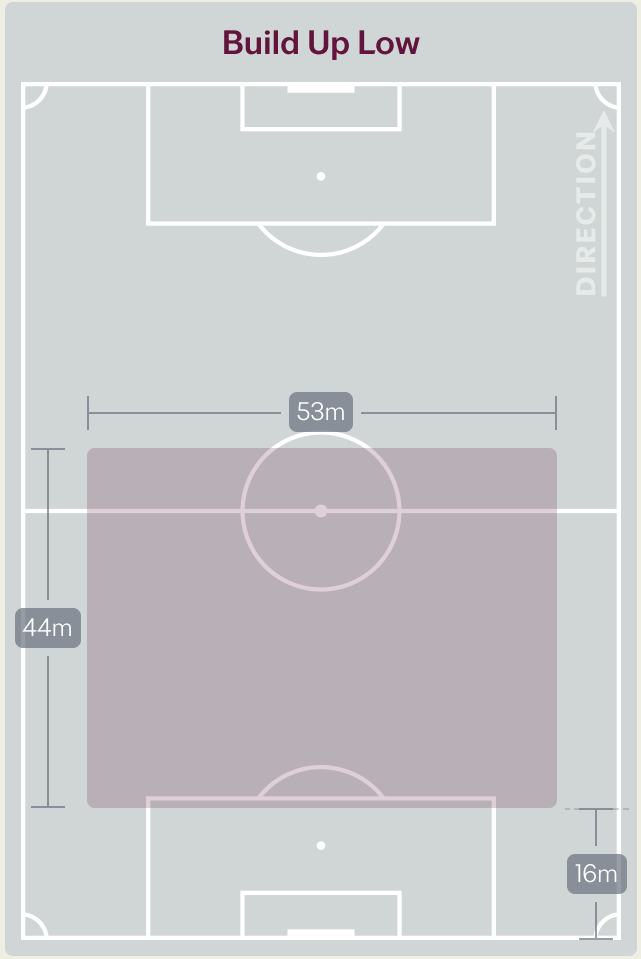

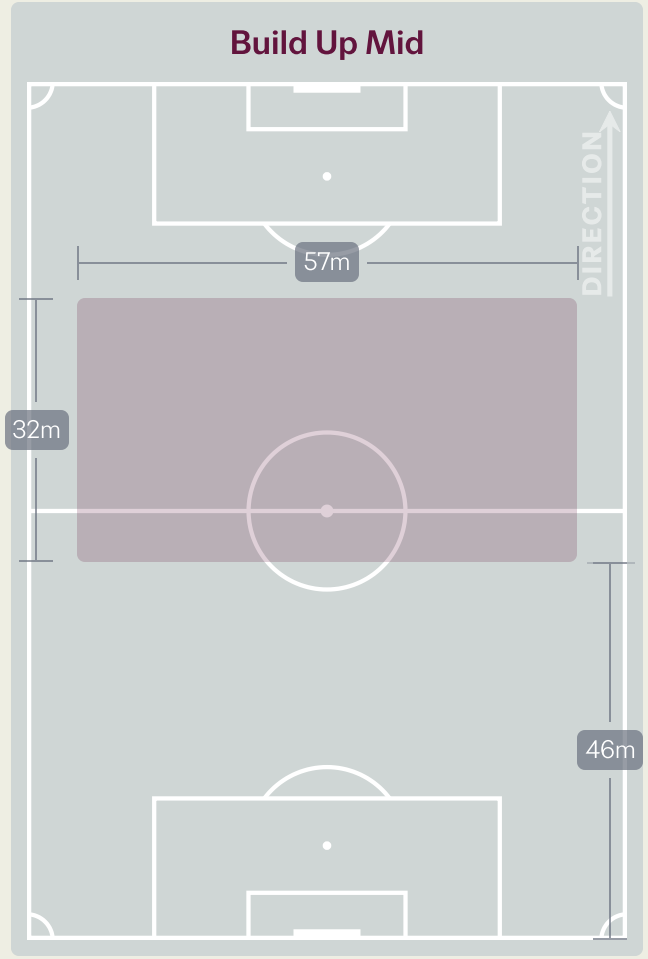

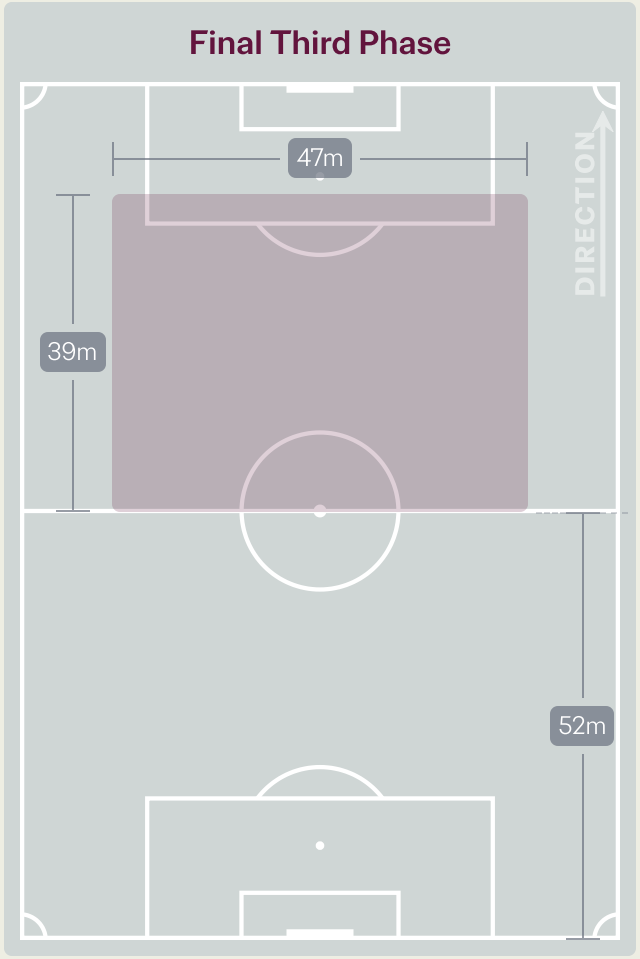

In Possession Line Height & Team Length

Panama

Build Up Low

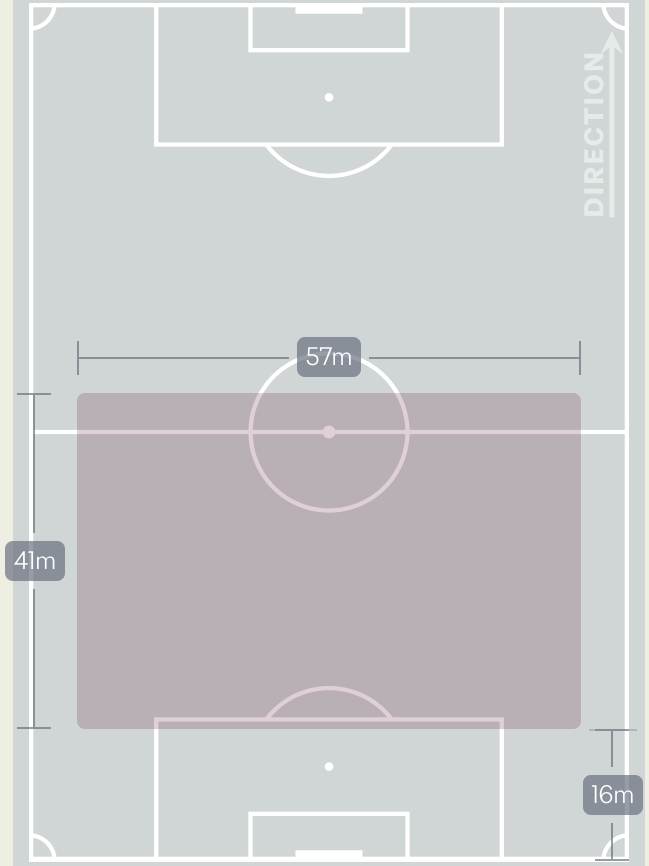

Build Up Mid

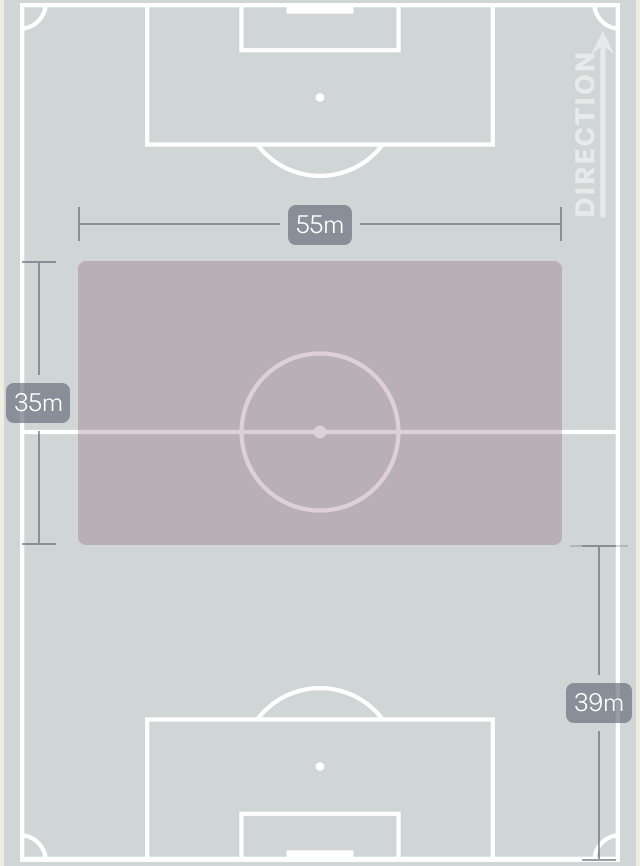

Final Third Phase

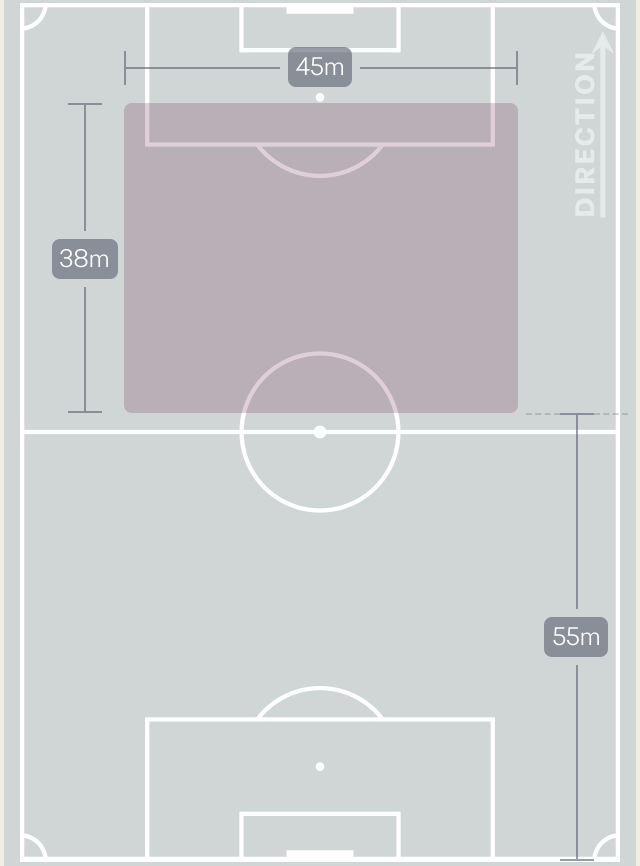

Line Breaks

Greece

Attempted Line Breaks
97

30	22
Attempted	Complete

25	18
Attempted	Complete

42	21
Attempted	Complete

4 Units

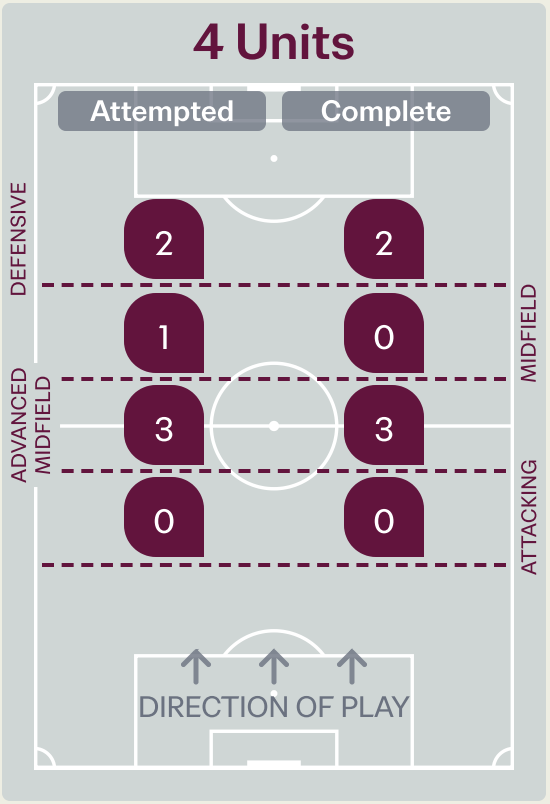

Attempted Line Breaks	6
Inside Shape	4
Outside Shape	2

3 Units

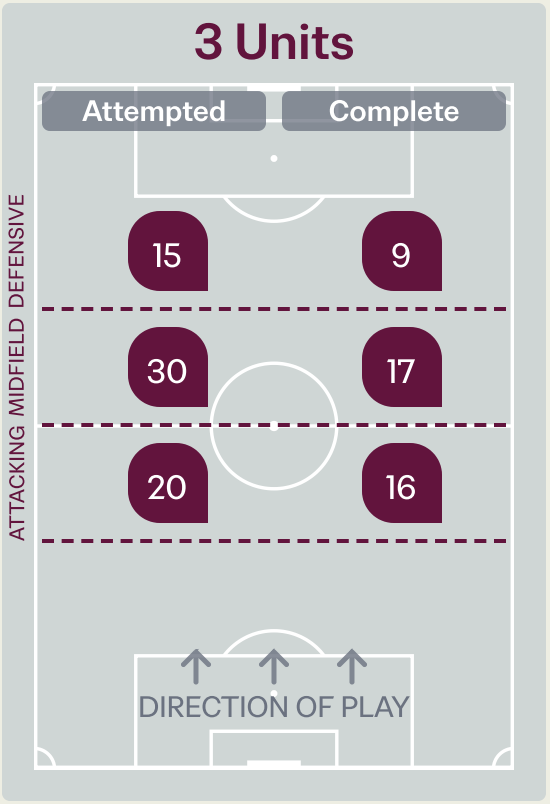

Attempted Line Breaks	65
Inside Shape	39
Outside Shape	26

2 Units

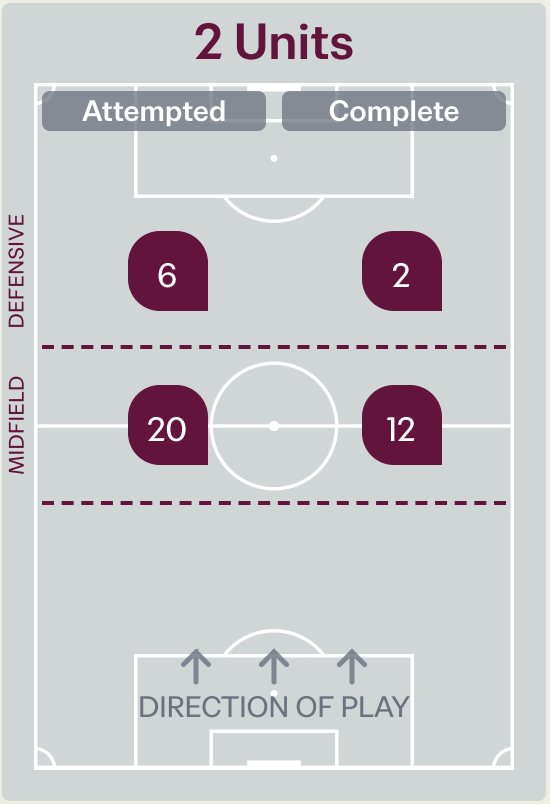

Attempted Line Breaks	26
Inside Shape	22
Outside Shape	4

Line Breaks

Panama

Attempted Line Breaks
125

Attempted	Complete
41	29

Attempted	Complete
42	31

Attempted	Complete
42	16

4 Units

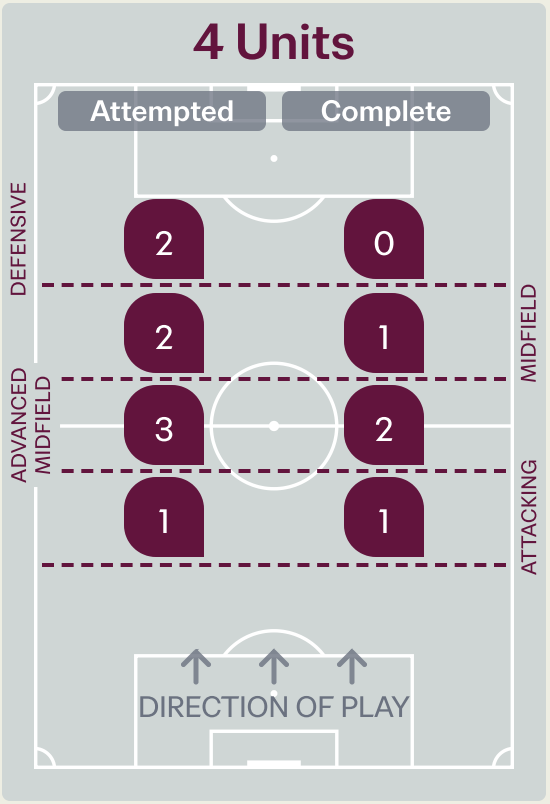

Attempted Line Breaks	8
Inside Shape	6
Outside Shape	2

3 Units

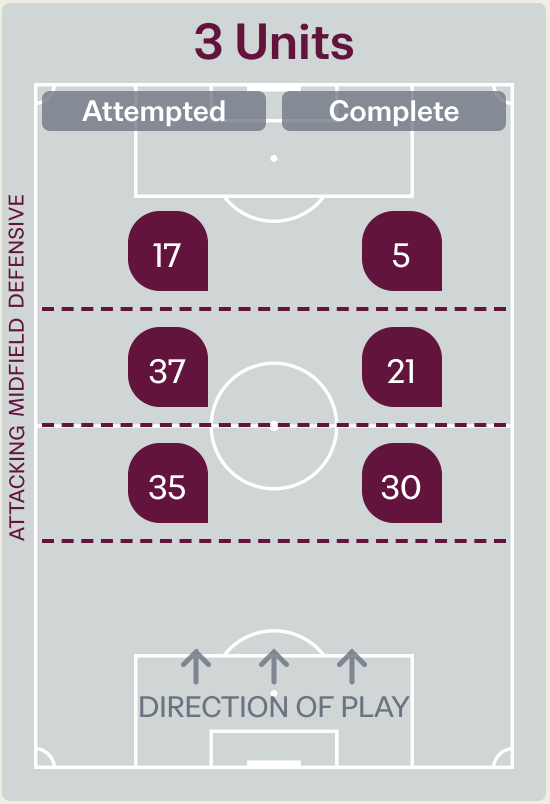

Attempted Line Breaks	89
Inside Shape	58
Outside Shape	31

2 Units

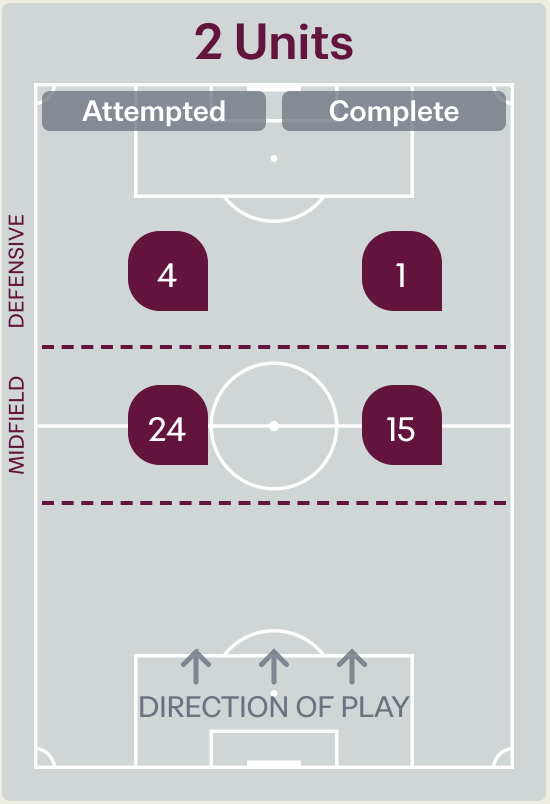

Attempted Line Breaks	28
Inside Shape	22
Outside Shape	6

Line Breaks

Greece

					4 Units				3 Units			2 Units		Direction			Distribution Type		
#	Player	Line Breaks Attempted	Line Breaks Completed	Line Break Completion %	Attacking Line	Attacking Midfield Line	Midfield Line	Defensive Line	Attacking Line	Midfield Line	Defensive Line	Midfield Line	Defensive Line	Through	Around	Over	Pass	Cross	Ball Progression
1	Christos GEITONAS	9	4	44%	0	0	1	0	3	2	0	3	0	0	0	9	9	0	0
2	Georgios SIOZIOS	11	7	64%	0	0	0	0	2	5	1	0	3	3	2	6	10	0	1
3	Konstantinos KARANGELIS	13	10	77%	0	0	0	0	2	8	3	0	0	3	7	3	9	0	4
4	Vasileios LAVDAS	8	4	50%	0	0	0	0	3	1	2	2	0	3	2	3	6	0	2
5	Athanasios FILIPPIADIS	10	8	80%	0	2	0	1	1	3	1	2	0	2	3	5	9	0	1
6	Panagiotis BINIARIS	11	7	64%	0	0	0	0	3	3	1	4	0	4	1	6	11	0	0
7	Iason NEMPIS	9	4	44%	0	0	0	0	0	2	3	3	1	3	4	2	8	0	1
9	Konstantinos SOUVLATZIS	4	2	50%	0	0	0	1	0	2	1	0	0	1	2	1	3	0	1
10	Ioannis KOSTOGLOU	3	2	67%	0	1	0	0	0	0	0	1	1	2	1	0	2	0	1
14	Giannis NETO	3	2	67%	0	0	0	0	0	1	1	1	0	2	0	1	3	0	0
17	Stefanos TSIGKAS	9	6	67%	0	0	0	0	5	2	0	2	0	5	2	2	9	0	0
8	Konstantinos PAPADAKIS	2	2	100%	0	0	0	0	1	0	0	1	0	1	0	1	2	0	0
11	Nikolaos CHALDEZOS	2	1	50%	0	0	0	0	0	0	1	1	0	0	1	1	1	1	0
18	Argyrios ARGYRIOU	2	1	50%	0	0	0	0	0	0	1	0	1	1	0	1	2	0	0
19	Ioannis PSYROUKIS	1	1	100%	0	0	0	0	0	1	0	0	0	0	0	1	1	0	0
20	Sarafianos PAPASARAFIANOS	0	0	0%	0	0	0	0	0	0	0	0	0	0	0	0	0	0	0

Line Breaks

Panama

					4 Units				3 Units			2 Units		Direction			Distribution Type		
#	Player	Line Breaks Attempted	Line Breaks Completed	Line Break Completion %	Attacking Line	Attacking Midfield Line	Midfield Line	Defensive Line	Attacking Line	Midfield Line	Defensive Line	Midfield Line	Defensive Line	Through	Around	Over	Pass	Cross	Ball Progression
1	Adamir APARICIO	10	3	30%	0	1	0	0	3	3	1	2	0	1	0	9	10	0	0
3	Stephen DOMINGUEZ	28	20	71%	1	0	0	0	13	5	2	7	0	14	8	6	25	0	3
4	Neir MARRUGO	6	5	83%	0	0	0	0	4	2	0	0	0	1	2	3	6	0	0
5	Lucas NORTE	11	8	73%	0	1	0	0	2	5	0	3	0	3	5	3	11	0	0
6	Jossimar INSTURAIN	11	9	82%	0	0	0	1	3	2	1	4	0	6	1	4	10	0	1
8	Alfredo MADURO	2	1	50%	0	0	0	0	1	0	0	0	1	1	1	0	1	0	1
9	Thiago CHALMERS	4	0	0%	0	0	0	0	0	2	1	0	1	3	1	0	2	0	2
10	Estevis LOPEZ	13	6	46%	0	0	1	1	0	4	5	1	1	5	4	4	10	2	1
13	Alberto ADAMS	9	7	78%	0	1	0	0	6	1	0	1	0	2	4	3	9	0	0
16	Cristian MORAN	2	1	50%	0	0	0	0	0	0	2	0	0	0	2	0	2	0	0
20	Gabriel QUIROZ	20	11	55%	0	0	1	0	2	12	2	3	0	2	10	8	19	1	0
7	Alexander TULL	2	0	0%	0	0	0	0	0	1	1	0	0	0	1	1	0	1	1
11	Jorge GENERAL	0	0	0%	0	0	0	0	0	0	0	0	0	0	0	0	0	0	0
14	Ronaldo MATOS	0	0	0%	0	0	0	0	0	0	0	0	0	0	0	0	0	0	0
17	Jose ASPRILLA	3	2	67%	0	0	0	0	0	0	1	2	0	2	0	1	3	0	0
18	Joseph LOPEZ	4	3	75%	0	0	0	0	1	0	1	1	1	1	3	0	1	0	3

Passing Networks

Greece



#	Passes From ↓ to →	Christos GEITONAS	Georgios SIOZIOS	Konstantinos KARANGELIS	Vasileios LAVDAS	Athanasios FILIPPIADIS	Panagiotis BINIARIS	Iason NEMPIS	Konstantinos SOUVLATZIS	Ioannis KOSTOGLOU	Giannis NETO	Stefanos TSIGKAS	Konstantinos PAPADAKIS	Nikolaos CHALDEZOS	Argyrios ARGYRIOU	Ioannis PSYROUKIS	Sarafianos PAPASARAFIANOS
1	Christos GEITONAS		1	0	1	4	1	2	1	0	0	4	0	0	0	0	0
2	Georgios SIOZIOS	1		1	4	1	7	3	1	3	0	2	0	0	0	0	0
3	Konstantinos KARANGELIS	0	0		0	2	1	3	3	0	1	0	0	1	1	0	1
4	Vasileios LAVDAS	1	3	0		1	7	0	0	1	1	9	2	0	2	0	0
5	Athanasios FILIPPIADIS	2	0	2	3		6	1	2	1	3	5	2	2	0	0	0
6	Panagiotis BINIARIS	0	10	2	4	5		3	1	5	4	5	7	0	0	0	1
7	Iason NEMPIS	0	0	0	0	0	1		3	2	2	1	0	0	1	0	0
9	Konstantinos SOUVLATZIS	0	1	1	0	0	0	2		2	2	0	0	0	0	0	0
10	Ioannis KOSTOGLOU	0	5	0	0	0	3	0	1		2	1	0	0	0	0	0
14	Giannis NETO	0	1	0	3	5	7	0	1	1		2	0	0	0	0	0
17	Stefanos TSIGKAS	2	2	1	9	8	6	2	0	1	2		3	0	0	0	0
8	Konstantinos PAPADAKIS	0	1	0	3	4	6	1	0	0	0	3		1	0	0	0
11	Nikolaos CHALDEZOS	0	0	0	2	0	0	0	0	0	0	0	0		0	0	0
18	Argyrios ARGYRIOU	0	1	1	0	0	2	1	0	0	0	0	1	0		0	0
19	Ioannis PSYROUKIS	0	0	0	0	0	0	0	0	0	0	0	0	0	1		0
20	Sarafianos PAPASARAFIANOS	0	0	0	0	0	0	0	0	0	0	0	0	0	0	0	

Top 5 Player to Player Passers		
Player	Passed To	% of Total Team Passes
Panagiotis BINIARIS	Georgios SIOZIOS	3.7%
Vasileios LAVDAS	Stefanos TSIGKAS	3.4%
Stefanos TSIGKAS	Vasileios LAVDAS	3.4%
Stefanos TSIGKAS	Athanasios FILIPPIADIS	3%
Georgios SIOZIOS	Panagiotis BINIARIS	2.6%

Passing Networks

Panama

#	Passes From ↓ to →	Adamir APARICIO	Stephen DOMINGUEZ	Neir MARRUGO	Lucas NORTE	Jossimar INSTURAIN	Alfredo MADURO	Thiago CHALMERS	Estevis LOPEZ	Alberto ADAMS	Cristian MORAN	Gabriel QUIROZ	Alexander TULL	Jorge GENERAL	Ronaldo MATOS	Jose ASPRILLA	Joseph LOPEZ
1	Adamir APARICIO		7	3	5	2	0	0	0	6	0	1	2	0	0	0	0
3	Stephen DOMINGUEZ	9		2	6	3	0	1	7	12	1	12	0	2	0	8	0
4	Neir MARRUGO	1	1		5	2	6	0	4	5	0	0	0	0	0	2	2
5	Lucas NORTE	2	8	5		8	3	3	7	4	0	7	0	0	0	2	2
6	Jossimar INSTURAIN	1	2	3	4		1	0	9	1	1	3	0	0	0	0	0
8	Alfredo MADURO	0	0	3	2	0		1	5	2	0	0	0	0	0	1	0
9	Thiago CHALMERS	0	0	0	1	1	2		1	0	0	2	0	0	0	0	0
10	Estevis LOPEZ	0	2	3	6	2	3	2		1	4	2	2	1	0	4	0
13	Alberto ADAMS	5	12	7	7	4	0	0	2		0	2	0	0	1	1	0
16	Cristian MORAN	0	1	0	0	2	0	0	1	0		2	0	0	0	0	0
20	Gabriel QUIROZ	1	12	0	4	1	1	0	5	0	4		2	0	0	3	0
7	Alexander TULL	0	0	0	0	0	0	0	1	0	0	2		0	0	0	0
11	Jorge GENERAL	0	1	0	0	0	0	0	1	0	0	1	0		1	0	1
14	Ronaldo MATOS	0	0	0	0	0	0	0	0	0	0	0	1	0		0	1
17	Jose ASPRILLA	0	7	1	1	0	0	3	1	1	0	3	0	1	0		2
18	Joseph LOPEZ	0	0	2	2	0	0	0	1	1	0	0	0	0	0	1	

Top 5 Player to Player Passers		
Player	Passed To	% of Total Team Passes
Stephen DOMINGUEZ	Alberto ADAMS	3.3%
Stephen DOMINGUEZ	Gabriel QUIROZ	3.3%
Alberto ADAMS	Stephen DOMINGUEZ	3.3%
Gabriel QUIROZ	Stephen DOMINGUEZ	3.3%
Stephen DOMINGUEZ	Adamir APARICIO	2.5%

Attempts at Goal

Greece

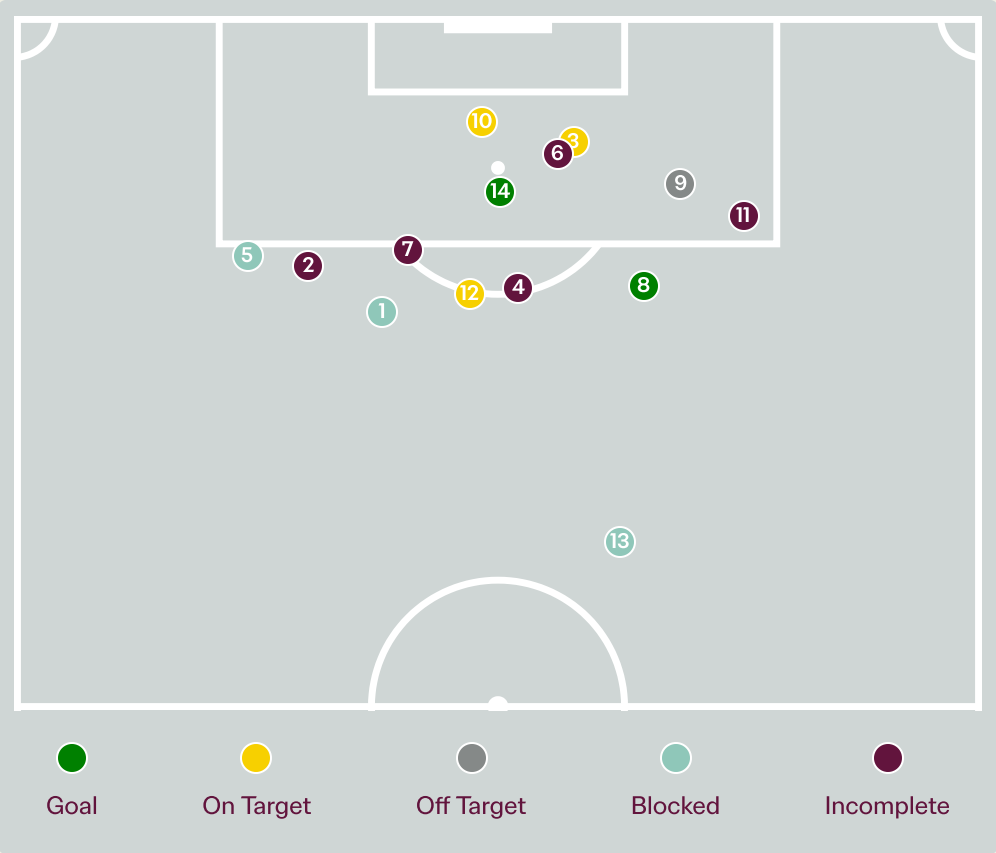



Key	Outcome	Shots
	Goals	2
	On Target	3
	Off Target	1
	Blocked	3
	Incomplete	5

Attempts at Goal

Greece

Time	Player	Outcome	Body Part	Delivery Type
4	10 Ioannis KOSTOGLOU	Incomplete - Blocked	Left Foot	Pass
7	7 Iason NEMPIS	Incomplete	Right Foot	Freekick
12	7 Iason NEMPIS	On Target - Saved	Right Foot	Freekick
27	7 Iason NEMPIS	Deflected On Target - Defensive Event	Right Foot	Loose Ball
31	2 Georgios SIOZIOS	Incomplete - Blocked	Right Foot	Freekick
34	5 Athanasios FILIPPIADIS	Incomplete	Right Foot	Cross
34	6 Panagiotis BINIARIS	Incomplete	Left Foot	Loose Ball
38	2 Georgios SIOZIOS	On Target - Goal	Right Foot	Loose Ball
43	2 Georgios SIOZIOS	Off Target	Left Foot	Other
62	9 Konstantinos SOUVLATZIS	On Target - Saved	Right Foot	Loose Ball
72	11 Nikolaos CHALDEZOS	Incomplete - Defensive Event	Left Foot	Loose Ball
88	18 Argyrios ARGYRIOU	On Target - Saved	Right Foot	Pass
90	20 Sarafianos PAPASARAFIANOS	Incomplete - Blocked	Right Foot	Pass
94	20 Sarafianos PAPASARAFIANOS	On Target - Goal	Left Foot	Pass

Attempts at Goal

Panama

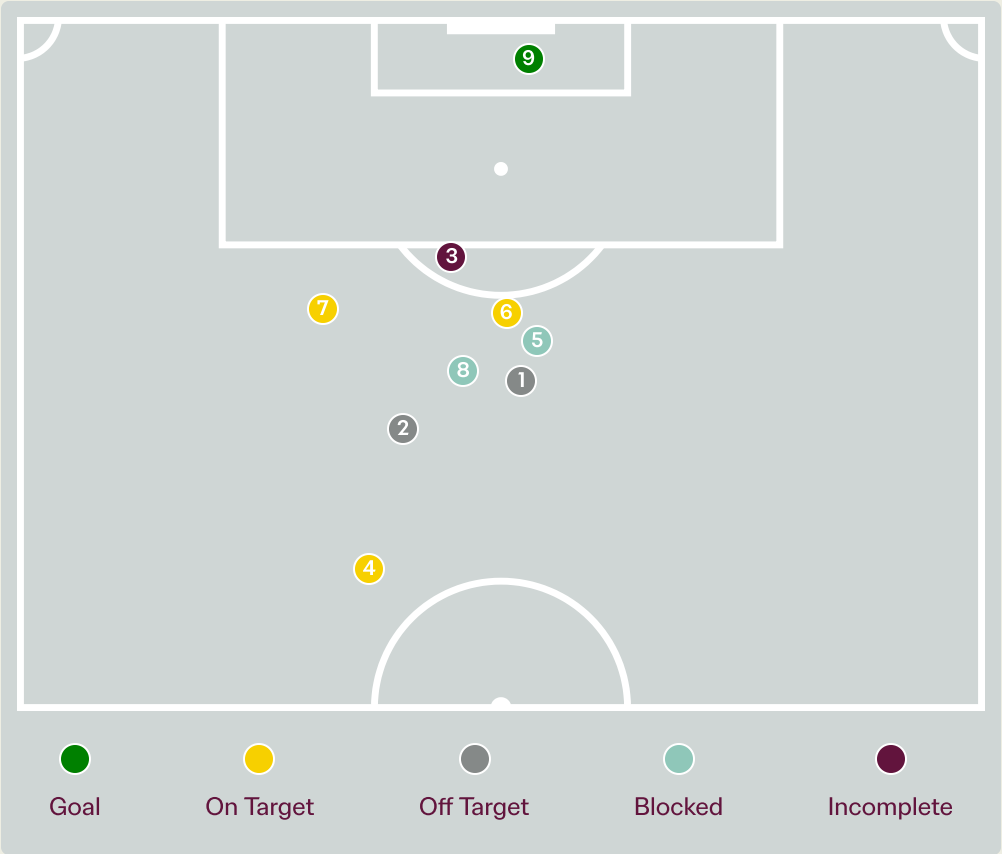

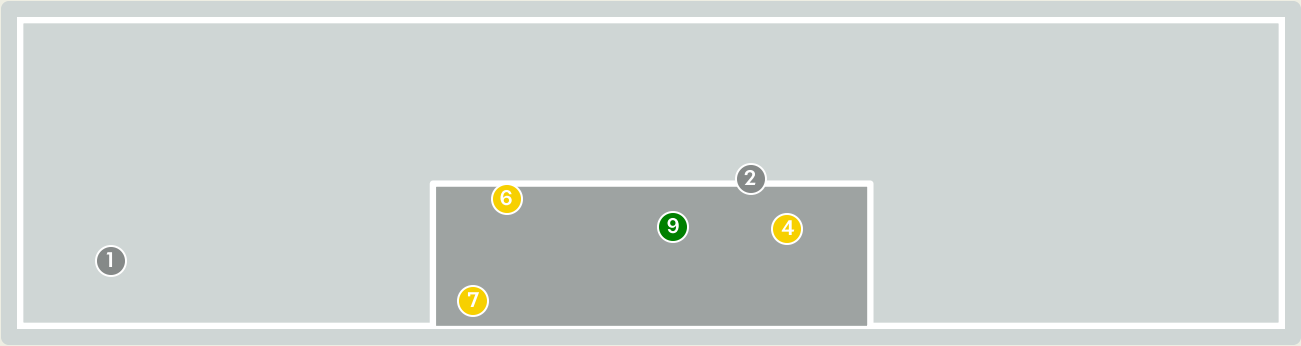

Key	Outcome	Shots
	Goals	1
	On Target	3
	Off Target	2
	Blocked	2
	Incomplete	1

Attempts at Goal

Panama

Time	Player	Outcome	Body Part	Delivery Type
36	6 Jossimar INSTURAIN	Off Target	Right Foot	Ball Progression
40	5 Lucas NORTE	Off Target	Right Foot	Loose Ball
47	10 Estevis LOPEZ	Incomplete - Defensive Event	Left Foot	Pass
60	5 Lucas NORTE	Deflected On Target - Saved	Right Foot	Pass
76	10 Estevis LOPEZ	Incomplete - Blocked	Left Foot	Freekick
76	10 Estevis LOPEZ	On Target - Saved	Left Foot	Other
82	11 Jorge GENERAL	On Target - Saved	Left Foot	Pass
83	11 Jorge GENERAL	Incomplete - Blocked	Left Foot	Loose Ball
83	10 Estevis LOPEZ	On Target - Goal	Head	Loose Ball

Crosses (Open Play)

Greece

Cross Locations

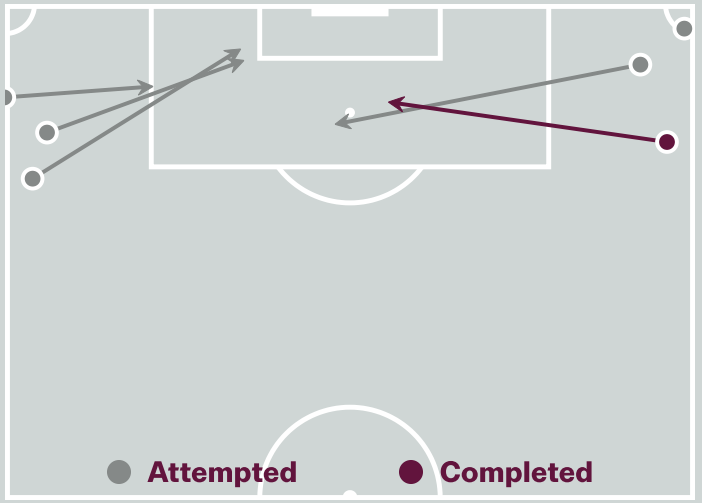

Delivery Type

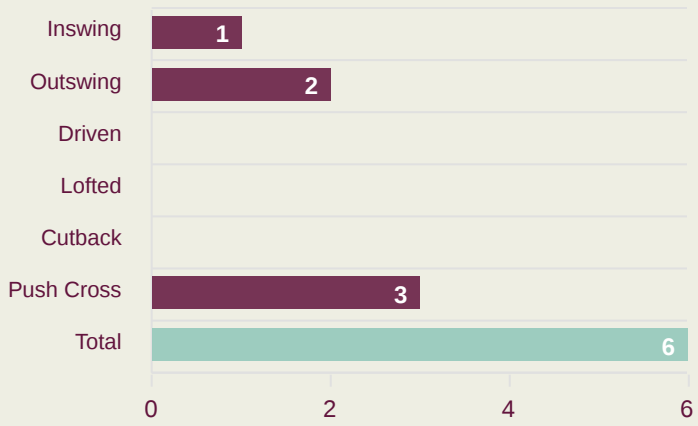

Cross Zones

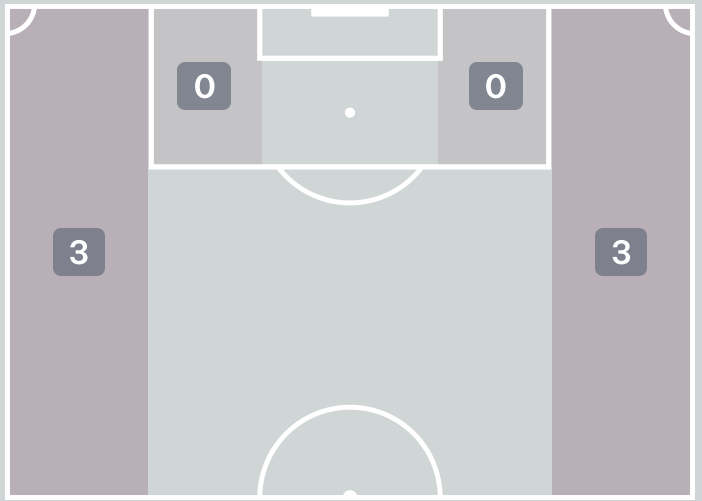

Attempted

6

Completed

1

Most Crosses Attempted

3

Konstantinos KARANGELIS

LEFT BACK

#	Player	Inswing	Outswing	Driven	Lofted	Cutback	Push Cross	Total Attempted
1	Christos GEITONAS	0	0	0	0	0	0	0
2	Georgios SIOZIOS	0	1	0	0	0	0	1
3	Konstantinos KARANGELIS	0	1	0	0	0	2	3
4	Vasileios LAVDAS	0	0	0	0	0	0	0
5	Athanasios FILIPPIADIS	0	0	0	0	0	0	0
6	Panagiotis BINIARIS	0	0	0	0	0	0	0
7	Iason NEMPIS	0	0	0	0	0	0	0
9	Konstantinos SOUVLATZIS	0	0	0	0	0	0	0
10	Ioannis KOSTOGLOU	1	0	0	0	0	0	1
14	Giannis NETO	0	0	0	0	0	0	0
17	Stefanos TSIGKAS	0	0	0	0	0	0	0
8	Konstantinos PAPADAKIS	0	0	0	0	0	0	0
11	Nikolaos CHALDEZOS	0	0	0	0	0	0	0
18	Argyrios ARGYRIOU	0	0	0	0	0	1	1
19	Ioannis PSYROUKIS	0	0	0	0	0	0	0
20	Sarafianos PAPASARAFIANOS	0	0	0	0	0	0	0

Crosses (Open Play)

Panama

Cross Locations

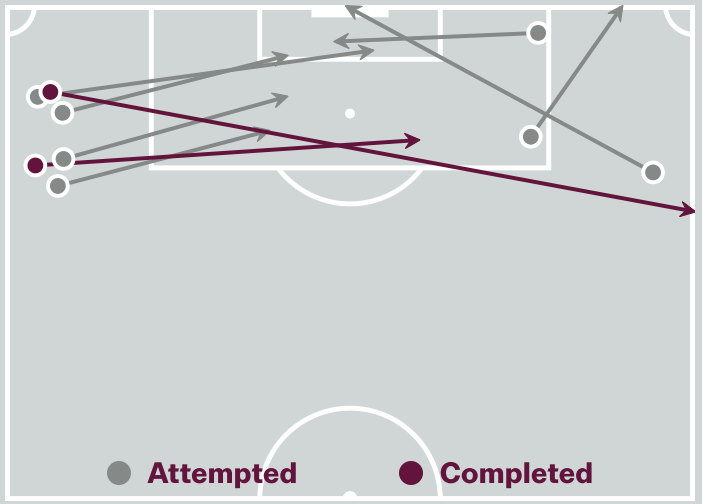

Delivery Type

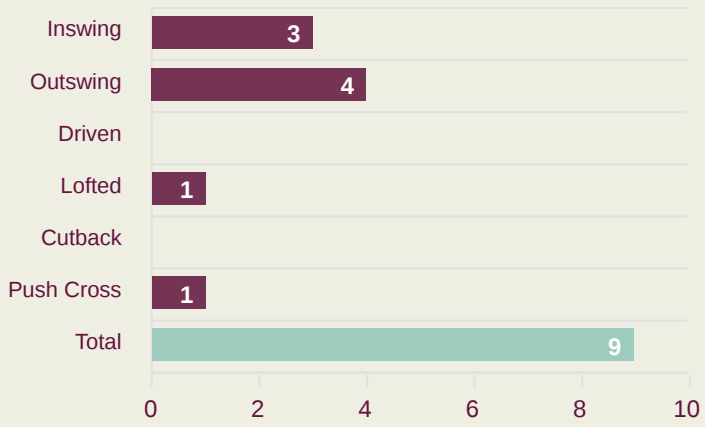

Cross Zones

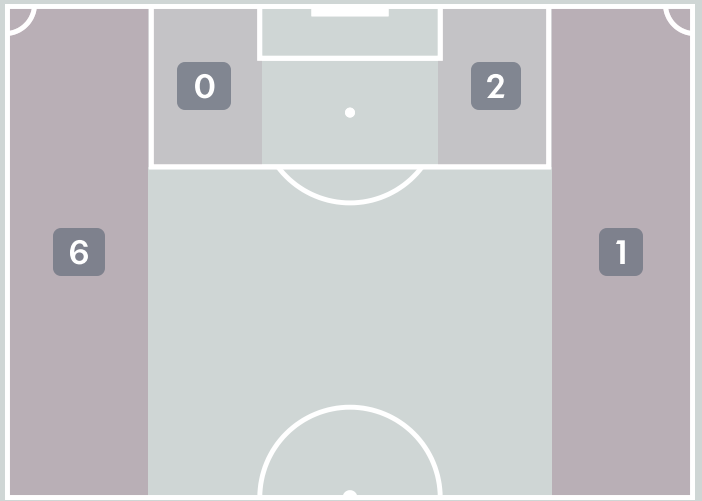

Attempted

9

Completed

2

Most Crosses Attempted

3

Alexander TULL

BENCH

#	Player	Inswing	Outswing	Driven	Lofted	Cutback	Push Cross	Total Attempted
1	Adamir APARICIO	0	0	0	0	0	0	0
3	Stephen DOMINGUEZ	0	0	0	0	0	0	0
4	Neir MARRUGO	0	0	0	0	0	0	0
5	Lucas NORTE	0	0	0	0	0	0	0
6	Jossimar INSTURAIN	0	0	0	0	0	0	0
8	Alfredo MADURO	0	0	0	0	0	0	0
9	Thiago CHALMERS	0	0	0	0	0	0	0
10	Estevis LOPEZ	1	1	0	0	0	0	2
13	Alberto ADAMS	0	0	0	0	0	0	0
16	Cristian MORAN	0	0	0	0	0	0	0
20	Gabriel QUIROZ	0	1	0	0	0	0	1
7	Alexander TULL	1	2	0	0	0	0	3
11	Jorge GENERAL	0	0	0	0	0	0	0
14	Ronaldo MATOS	0	0	0	0	0	0	0
17	Jose ASPRILLA	1	0	0	0	0	0	1
18	Joseph LOPEZ	0	0	0	1	0	1	2

Offering to Receive

Greece

171
Total Offers Made

56
Total Offers Received

Most Offers
36
Iason NEMPIS
LEFT WINGER

103
Offers Made in Final Third

58
Offers Made in Middle Third

10
Offers Made in Defensive Third

Offers Made Inside Shape

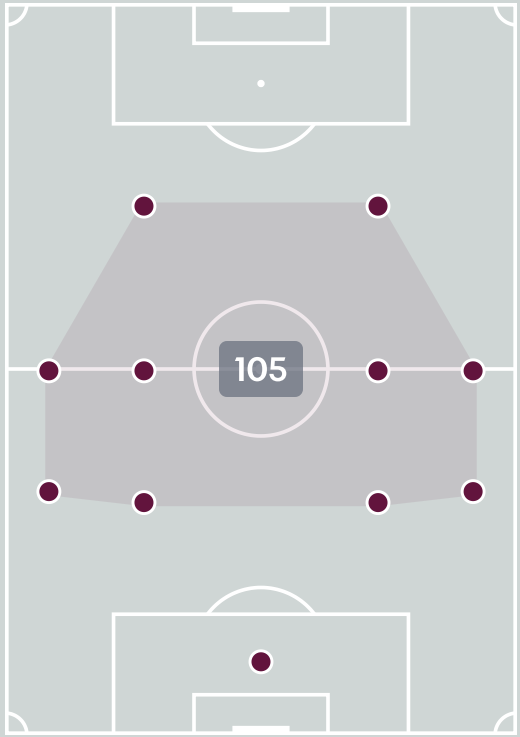

Offers Made Outside Shape

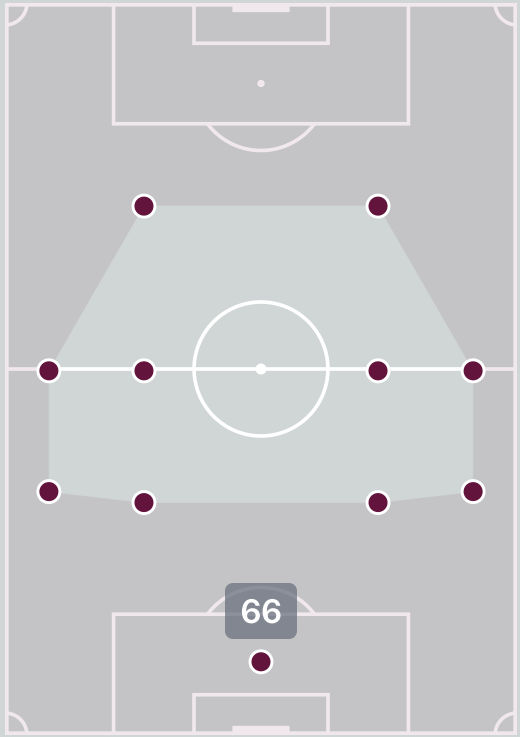

#	Player	Offers Made	Offers Received	% Made & Received
1	Christos GEITONAS	3	2	66.7%
2	Georgios SIOZIOS	20	7	35%
3	Konstantinos KARANGELIS	25	4	16%
4	Vasileios LAVDAS	2	2	100%
5	Athanasios FILIPPIADIS	6	2	33.3%
6	Panagiotis BINIARIS	12	6	50%
7	Iason NEMPIS	36	7	19.4%
9	Konstantinos SOUVLATZIS	20	10	50%
10	Ioannis KOSTOGLOU	22	6	27.3%
14	Giannis NETO	1	1	100%
17	Stefanos TSIGKAS	4	1	25%
8	Konstantinos PAPADAKIS	1	1	100%
11	Nikolaos CHALDEZOS	5	1	20%
18	Argyrios ARGYRIOU	11	5	45.5%
19	Ioannis PSYROUKIS	0	0	0%
20	Sarafianos PAPASARAFIANOS	3	1	33.3%

Offering to Receive

Panama

290
Total Offers Made

111
Total Offers Received

Most Offers
67
Lucas NORTE
DEFENSIVE MIDFIELD CENTRE LEFT

95
Offers Made in Final Third

144
Offers Made in Middle Third

51
Offers Made in Defensive Third

Offers Made Inside Shape

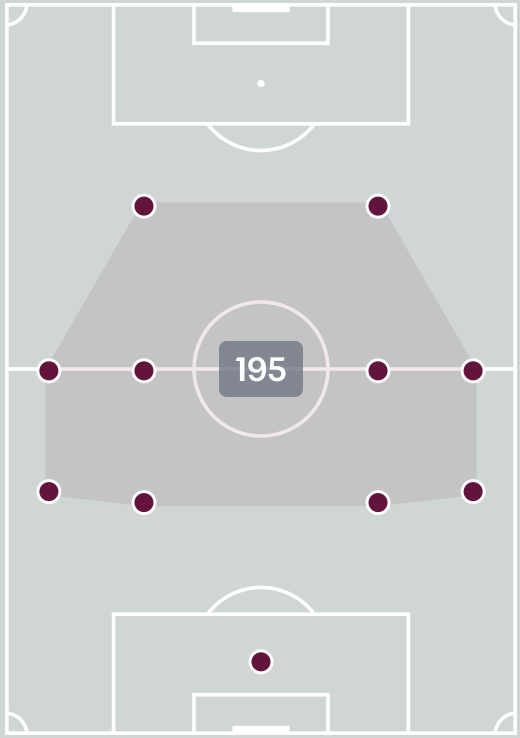

Offers Made Outside Shape

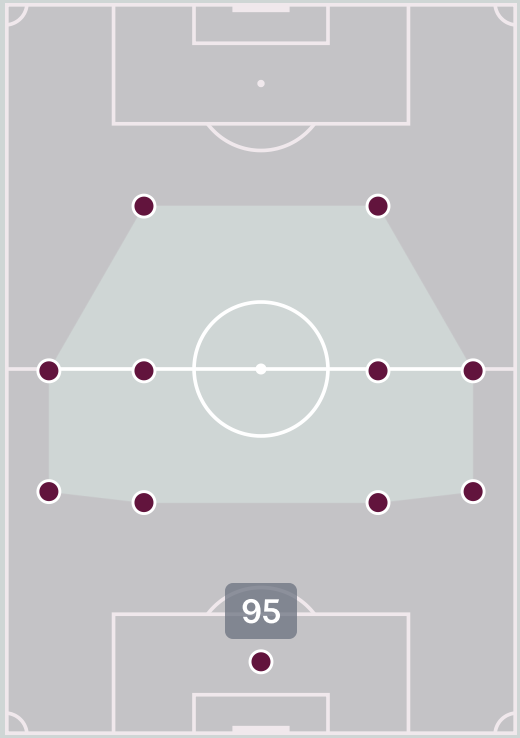

#	Player	Offers Made	Offers Received	% Made & Received
1	Adamir APARICIO	3	1	33.3%
3	Stephen DOMINGUEZ	3	2	66.7%
4	Neir MARRUGO	24	6	25%
5	Lucas NORTE	67	28	41.8%
6	Jossimar INSTURAIN	10	7	70%
8	Alfredo MADURO	23	4	17.4%
9	Thiago CHALMERS	32	7	21.9%
10	Estevis LOPEZ	39	27	69.2%
13	Alberto ADAMS	8	1	12.5%
16	Cristian MORAN	13	4	30.8%
20	Gabriel QUIROZ	27	13	48.1%
7	Alexander TULL	6	0	0%
11	Jorge GENERAL	2	1	50%
14	Ronaldo MATOS	16	2	12.5%
17	Jose ASPRILLA	14	5	35.7%
18	Joseph LOPEZ	3	3	100%

Movement to Receive

Greece

Movement Types by Phase

Final Third Phase

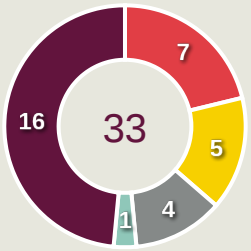

Progression Phase

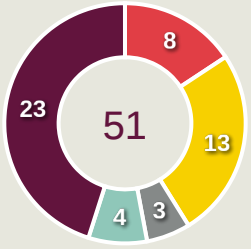

Build Up Phase

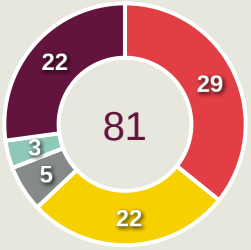

All Movement Types

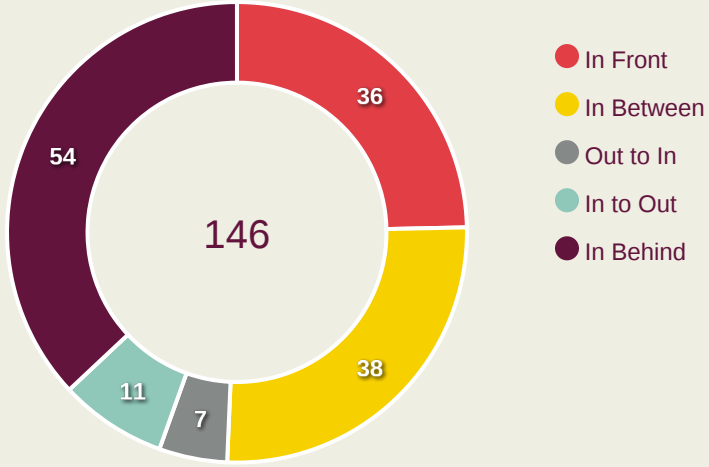

Top Ranked Players

Type	Player	Movements
In Front	6 Panagiotis BINIARIS	10
In Between	7 Iason NEMPIS	11
Out to In	2 Georgios SIOZIOS	3
In to Out	7 Iason NEMPIS	4
In Behind	3 Konstantinos KARANGELIS	13

Movement Types Pitch Third

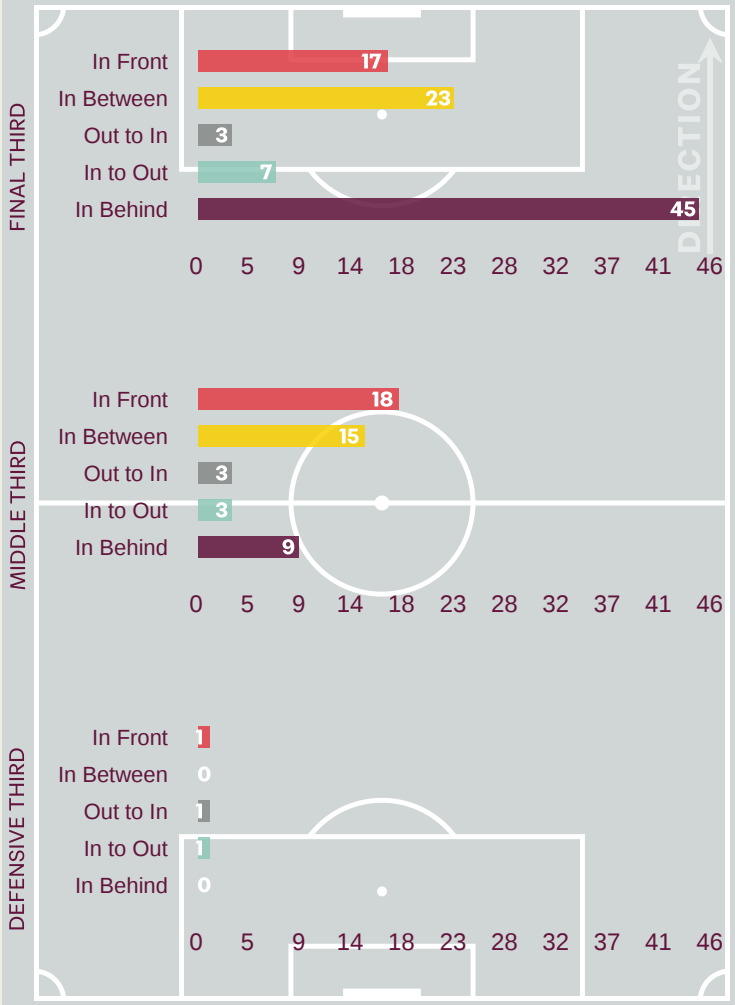

Movement to Receive

Panama

Movement Types by Phase

Final Third Phase

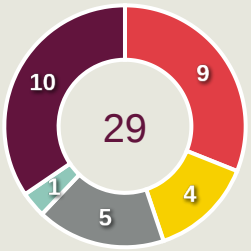

Progression Phase

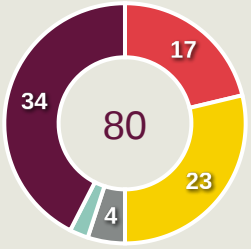

Build Up Phase

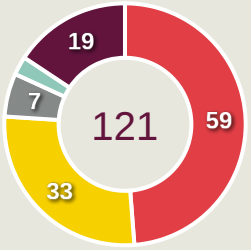

All Movement Types

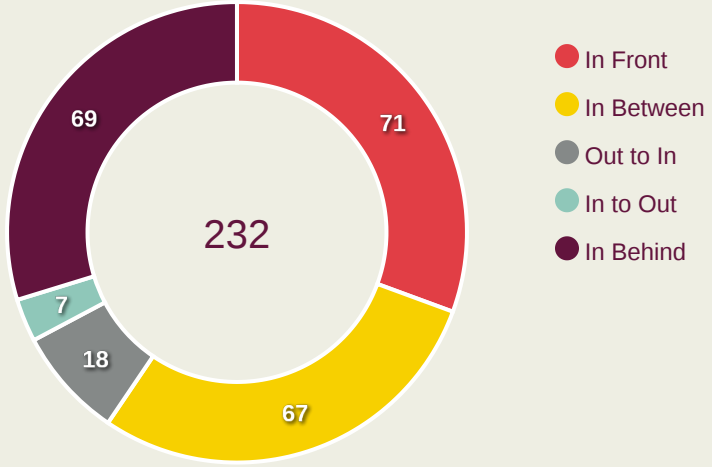

Top Ranked Players

Type	Player	Movements
In Front	5 Lucas NORTE	37
In Between	10 Estevis LOPEZ	21
Out to In	10 Estevis LOPEZ	6
In to Out	5 Lucas NORTE	2
In Behind	9 Thiago CHALMERS	18

Movement Types Pitch Third

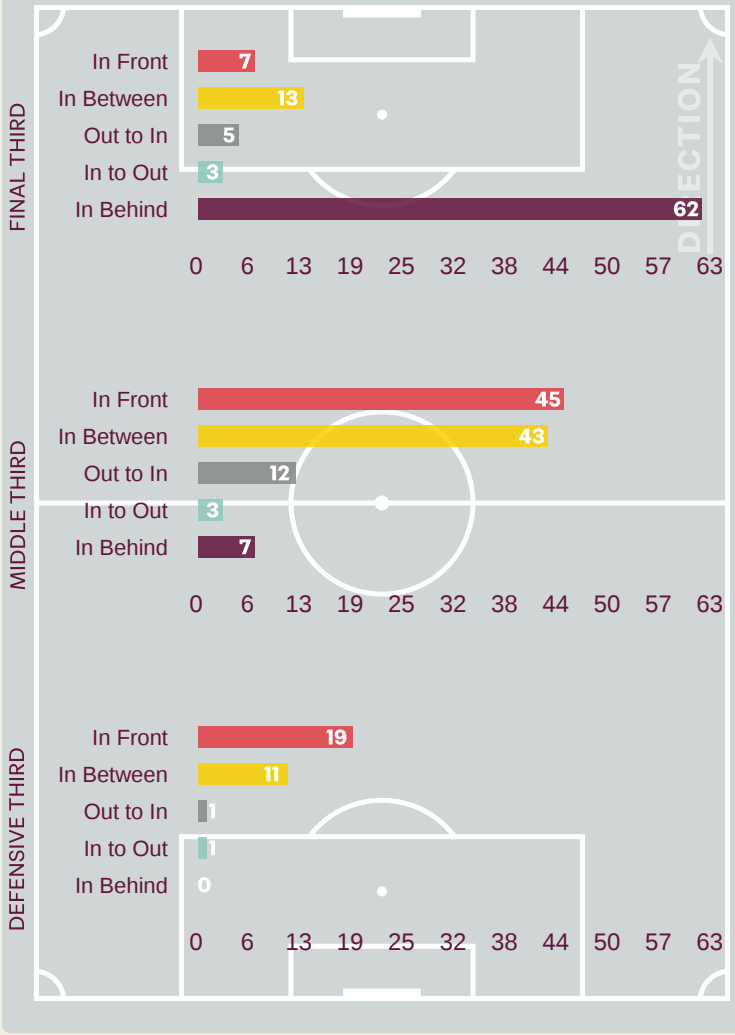

OUT OF POSSESSION




Greece v Panama

Defensive Actions

Greece

50	60	9	38	2.45
Forced Turnovers	Possession Regained	Interceptions	Tackles	Possession Actions / Defensive Action

Forced Turnovers

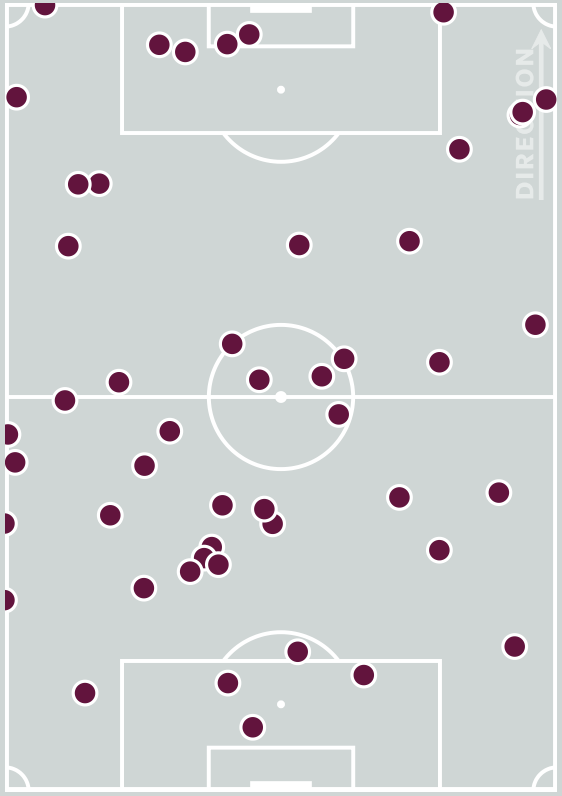

Possession Regain

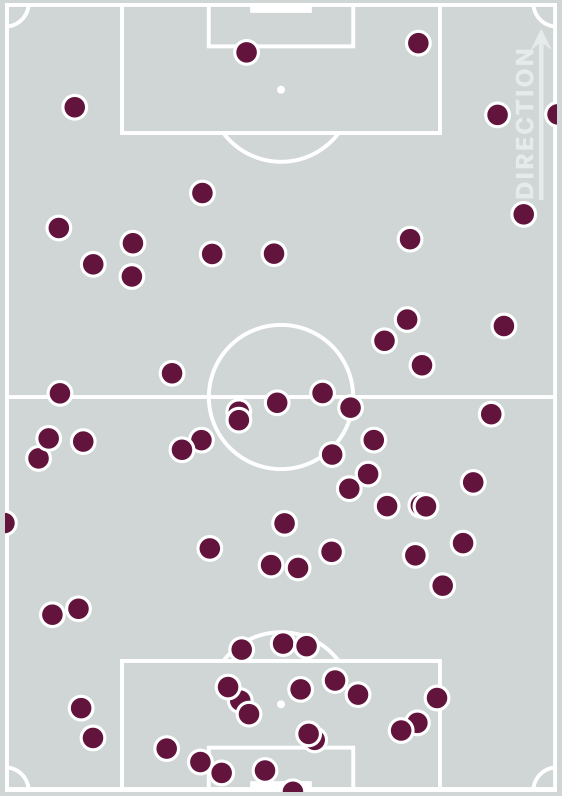

Blocks

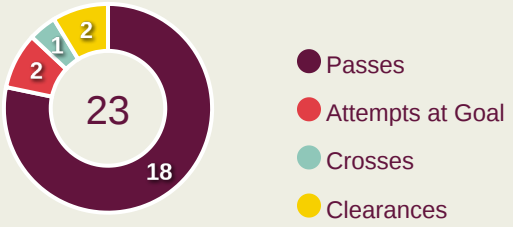

Possession Contests

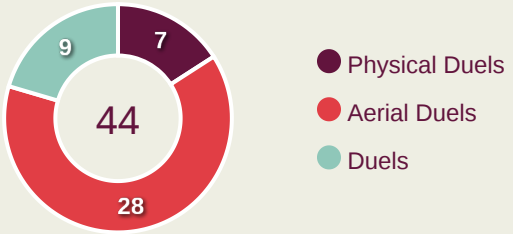

Most Possession Regains

10

Christos GEITONAS
GOALKEEPER

#	Player	Total Possession Regains
1	Christos GEITONAS	10
2	Georgios SIOZIOS	5
3	Konstantinos KARANGELIS	2
4	Vasileios LAVDAS	9
5	Athanasios FILIPPIADIS	3
6	Panagiotis BINIARIS	8
7	Iason NEMPIS	5
9	Konstantinos SOUVLATZIS	1
10	Ioannis KOSTOGLOU	1
14	Giannis NETO	3
17	Stefanos TSIGKAS	8
8	Konstantinos PAPADAKIS	3
11	Nikolaos CHALDEZOS	1
18	Argyrios ARGYRIOU	1
19	Ioannis PSYROUKIS	0
20	Sarafianos PAPASARAFIANOS	0

Defensive Actions

Panama

47	56	7	34	3.88
Forced Turnovers	Possession Regained	Interceptions	Tackles	Possession Actions / Defensive Action

Forced Turnovers

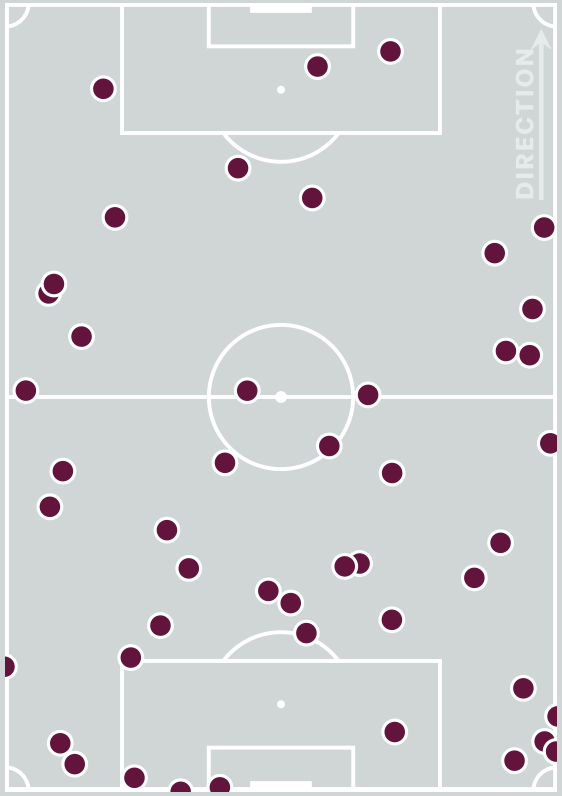

Possession Regain

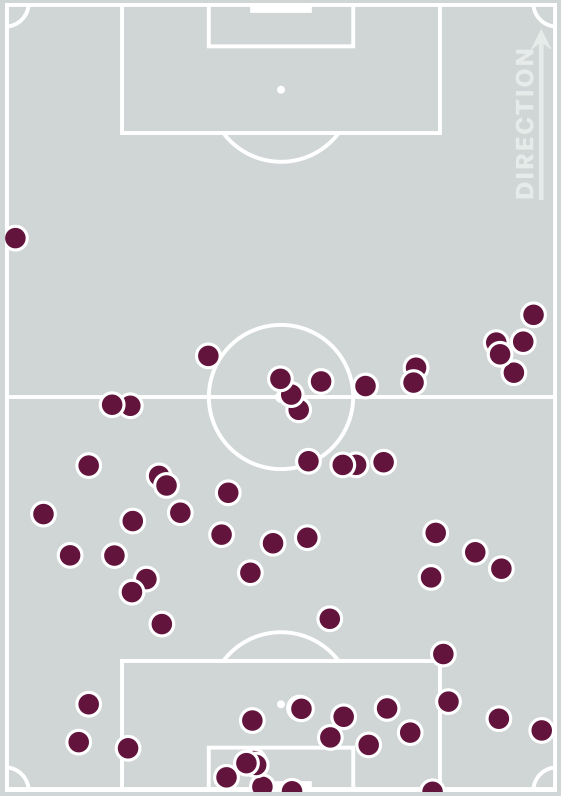

Blocks

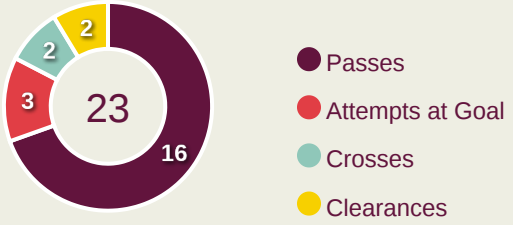

Possession Contests

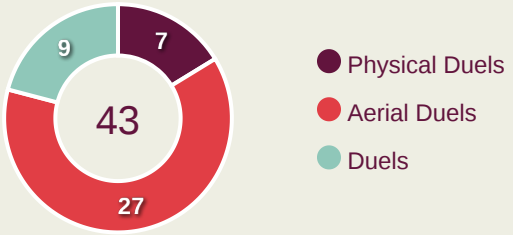

Most Possession Regains

14

Stephen DOMINGUEZ

LEFT CENTRE BACK

#	Player	Total Possession Regains
1	Adamir APARICIO	7
3	Stephen DOMINGUEZ	14
4	Neir MARRUGO	9
5	Lucas NORTE	5
6	Jossimar INSTURAIN	5
8	Alfredo MADURO	0
9	Thiago CHALMERS	1
10	Estevis LOPEZ	2
13	Alberto ADAMS	8
16	Cristian MORAN	0
20	Gabriel QUIROZ	2
7	Alexander TULL	0
11	Jorge GENERAL	1
14	Ronaldo MATOS	0
17	Jose ASPRILLA	2
18	Joseph LOPEZ	0

Defensive Line Height & Team Length

Greece

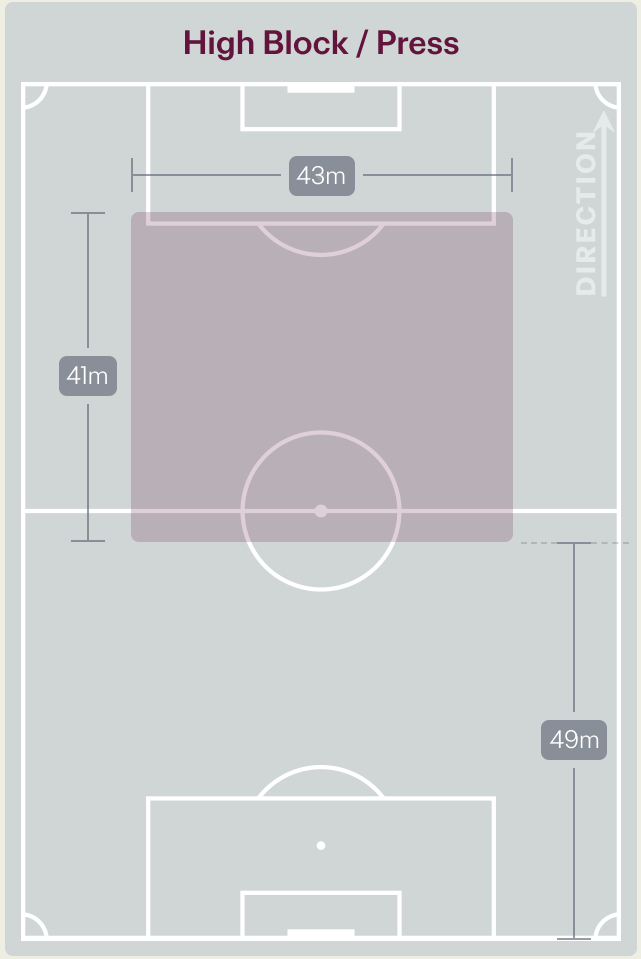

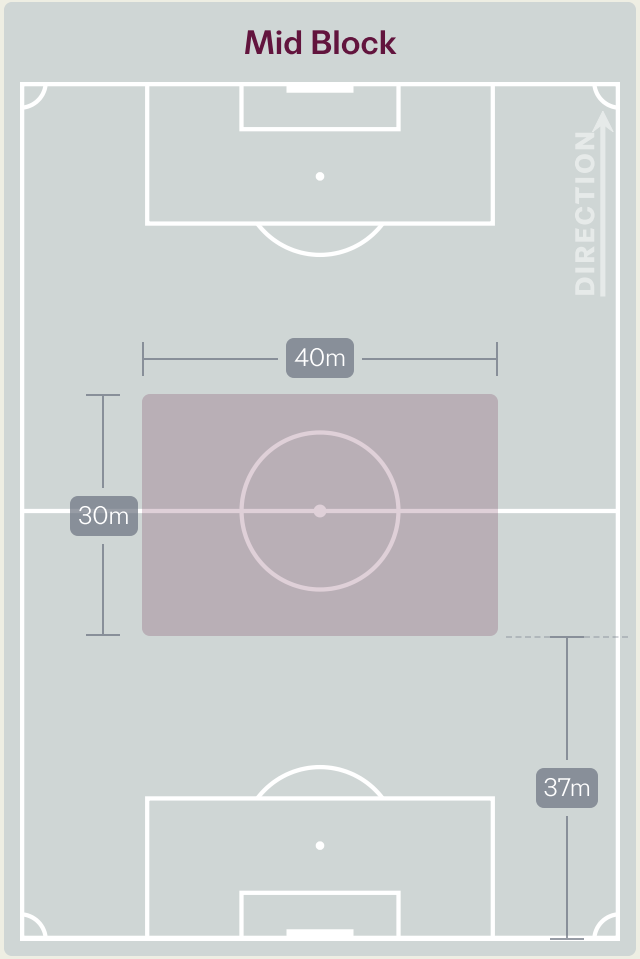

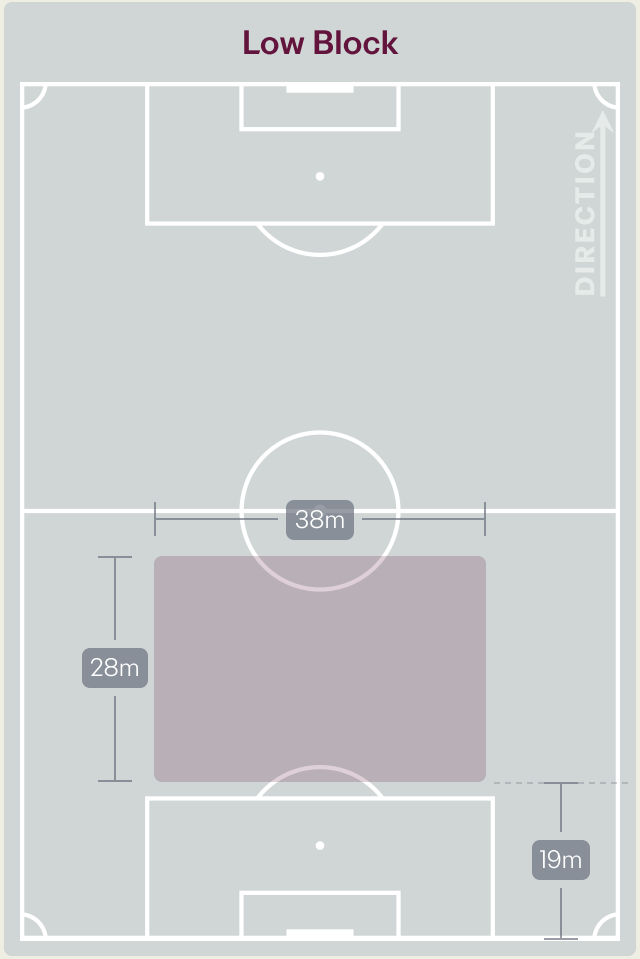

Defensive Line Height & Team Length

Panama

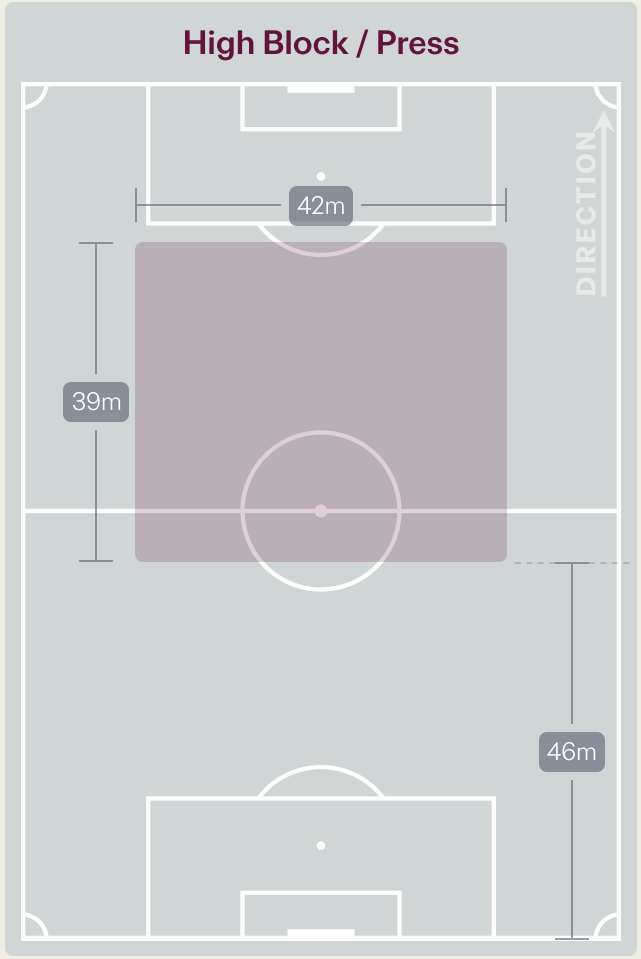

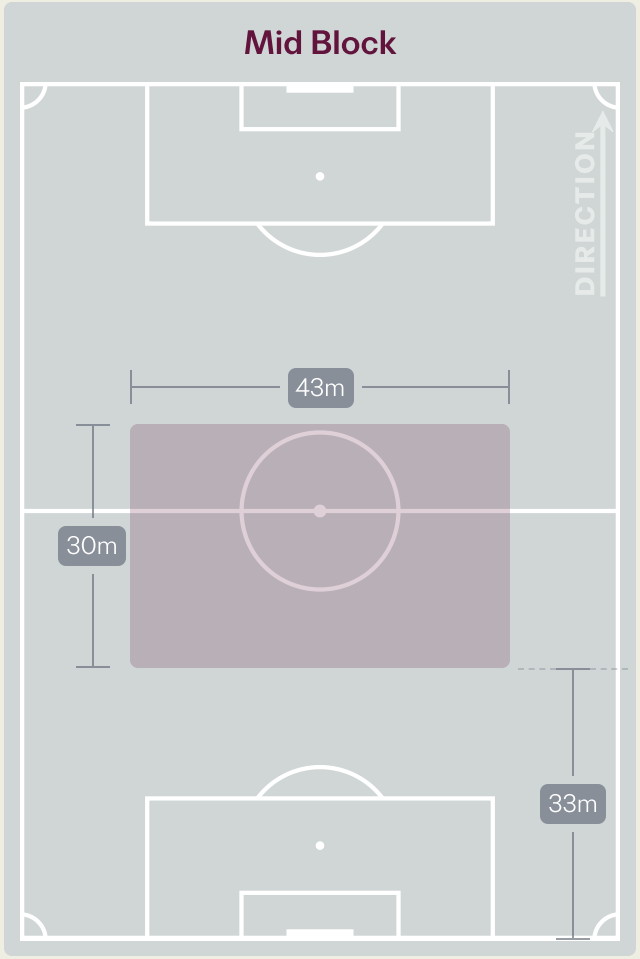

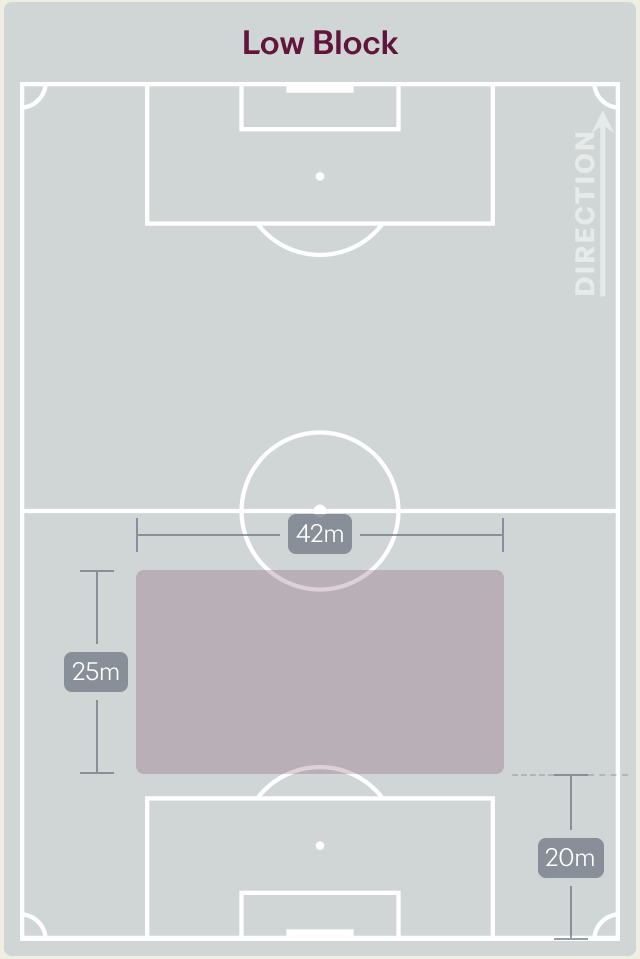

22 November 2026 - Aspire Zone - Pitch 9 - Adel Malalla - 15:30

Defensive Pressure

Greece

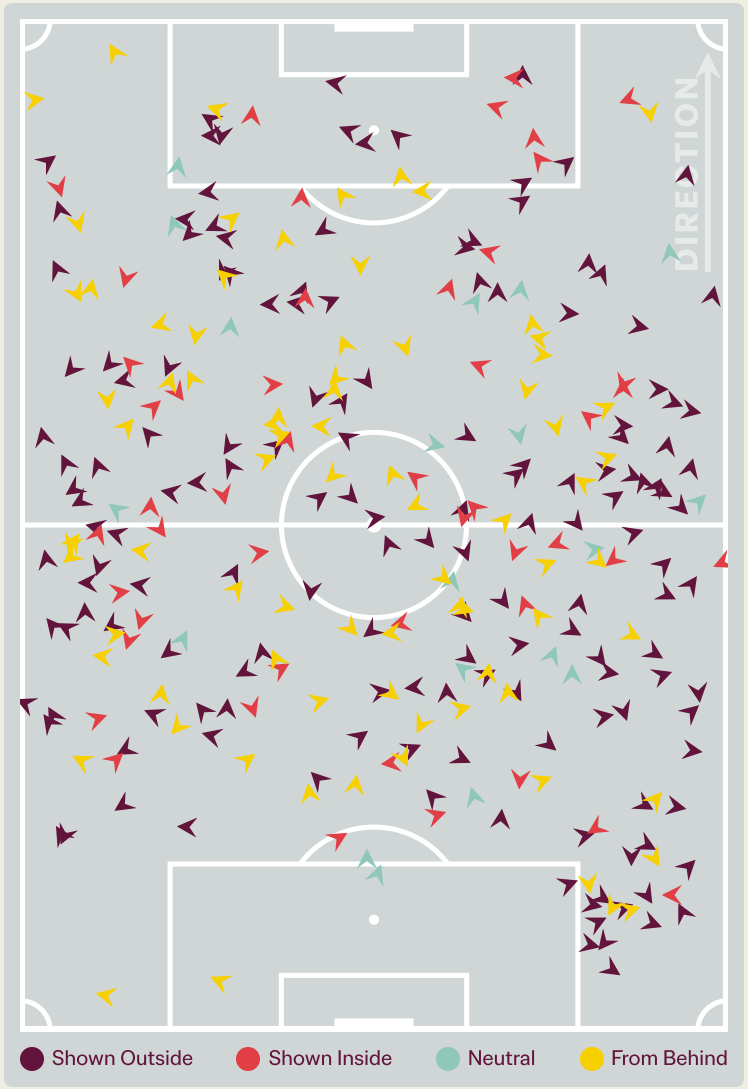

Greece		Panama
305	Total Pressures	189
59	Direct Pressures	47
1.53s	Avg Pressure Duration	1.63s
50	Forced Turnovers	47
14.15s	Ball Recovery Time	13.74s
137	Pushing on into Pressing	54
233	Pushing on	137
48	Pressing Direction Inside	30
158	Pressing Direction Outside	98

Most Direct Pressures

8

Athanasios FILIPPIADIS

LEFT CENTRE BACK

Most Direct Pressures

10

Alberto ADAMS

RIGHT CENTRE BACK

Panama



GOALKEEPING




Greece v Panama

Goalkeeping Involvement

Greece

Greece GK Involvement Timeline

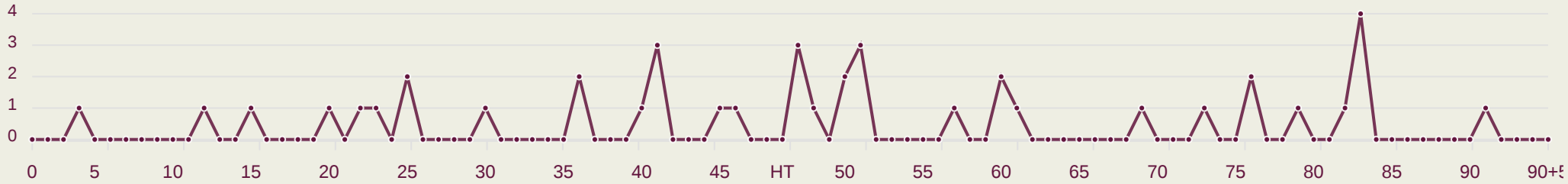

41

Total Involvements

Panama

Panama GK Involvement Timeline

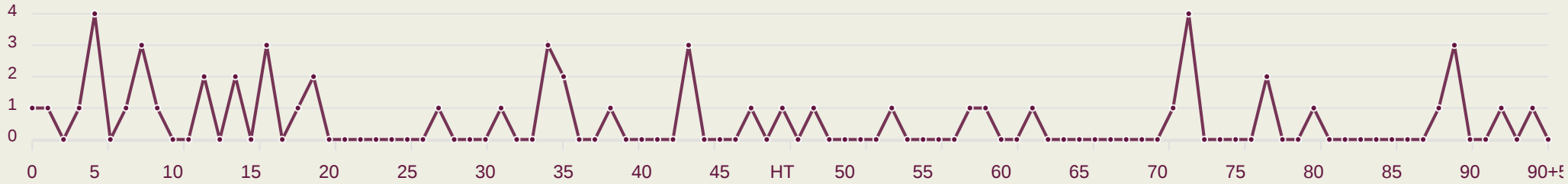

55

Total Involvements

Goalkeeping Distribution

Greece

Kick from Feet

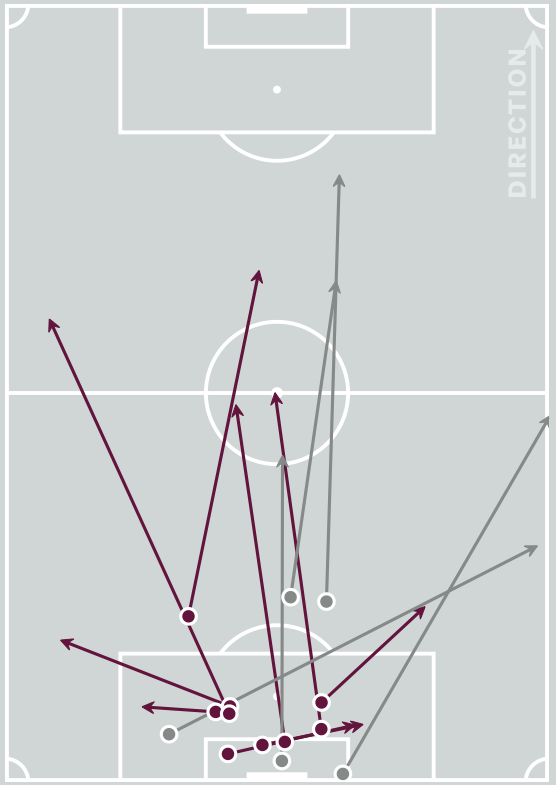

Complete Incomplete

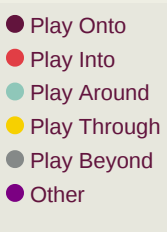

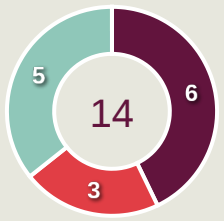

Kick from Hands

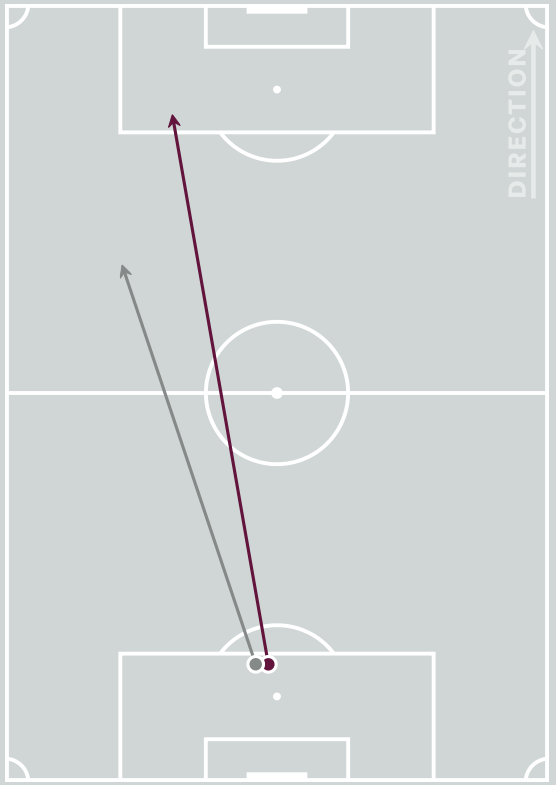

Complete Incomplete



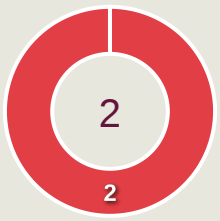

Throw Distribution

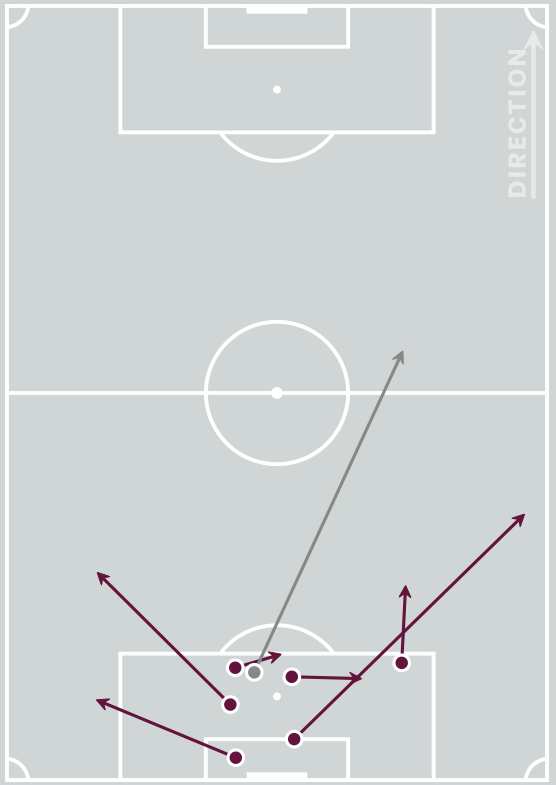

Complete Incomplete



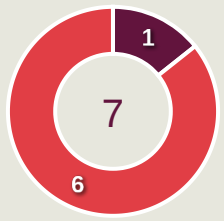

Total Distributions

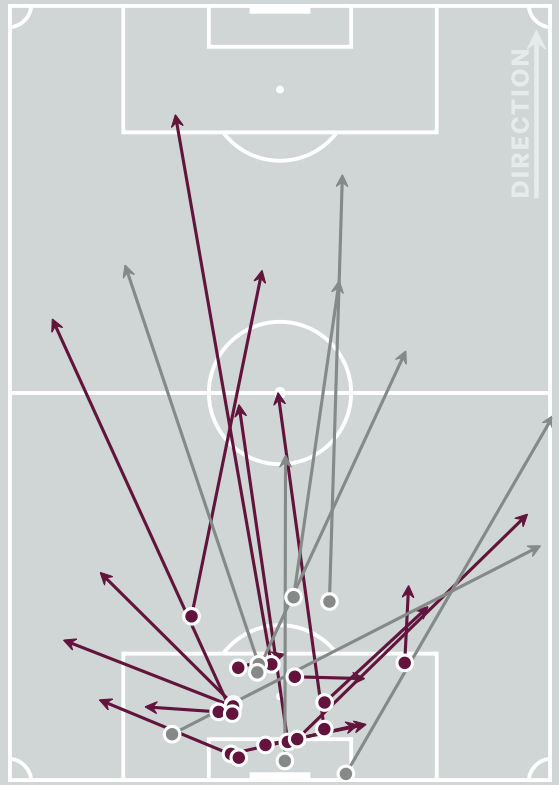

Complete Incomplete



Goalkeeper Line Breaks

Goalkeeping Distribution

Panama

Kick from Feet

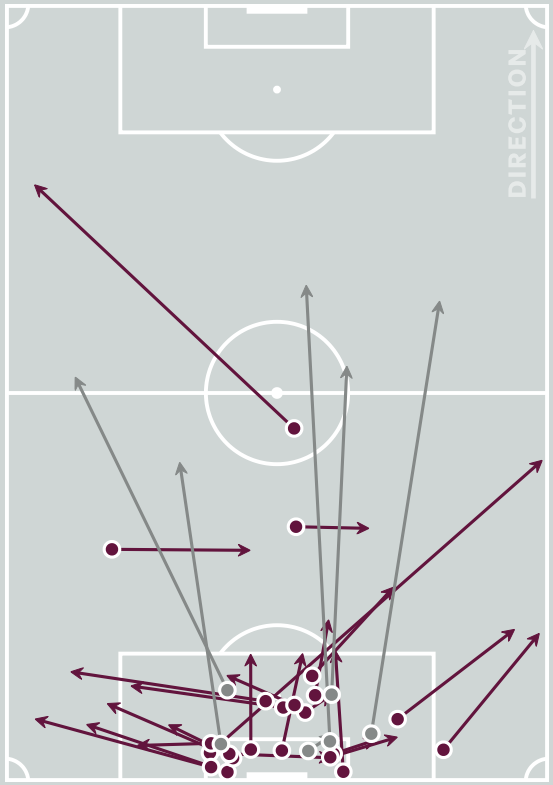

Complete Incomplete

- Play Onto
- Play Into
- Play Around
- Play Through
- Play Beyond
- Other

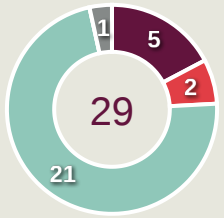

Kick from Hands

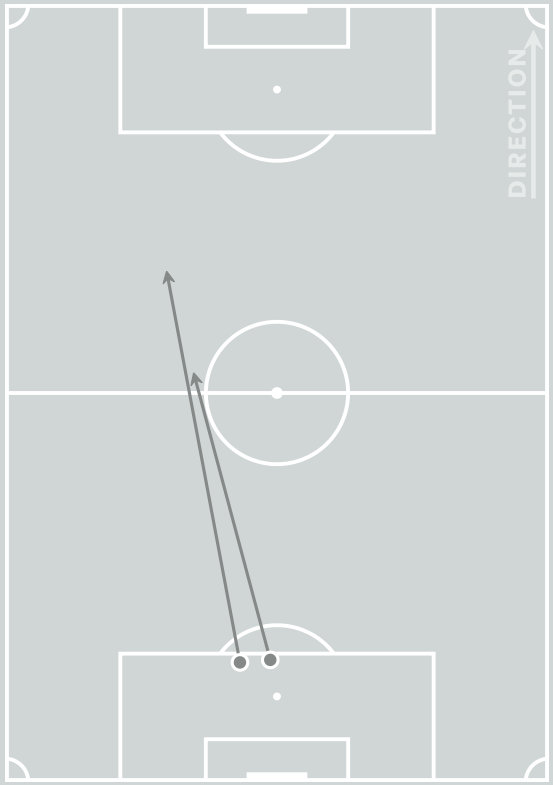

Complete Incomplete

- Side Kick
- From Hands
- Drop Kick

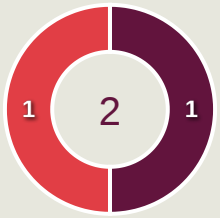

Throw Distribution

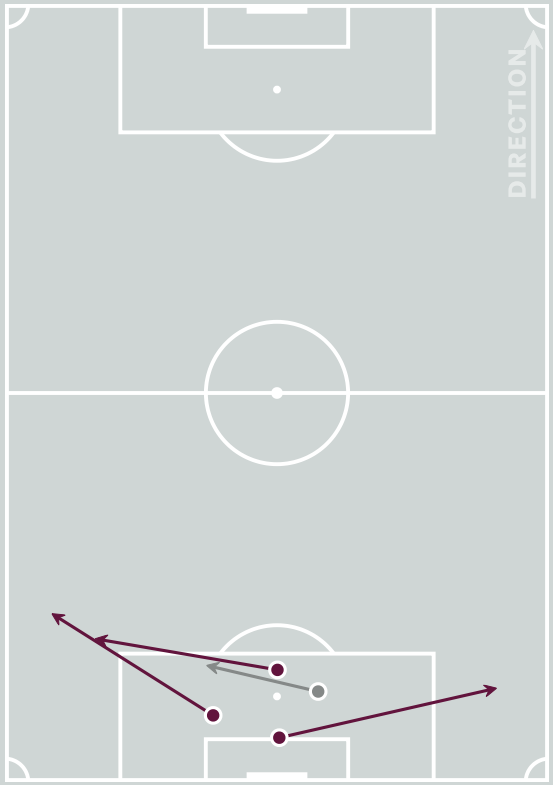

Complete Incomplete

- Over Arm
- Under Arm
- Side Arm
- Chest

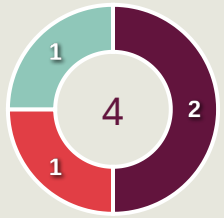

Total Distributions

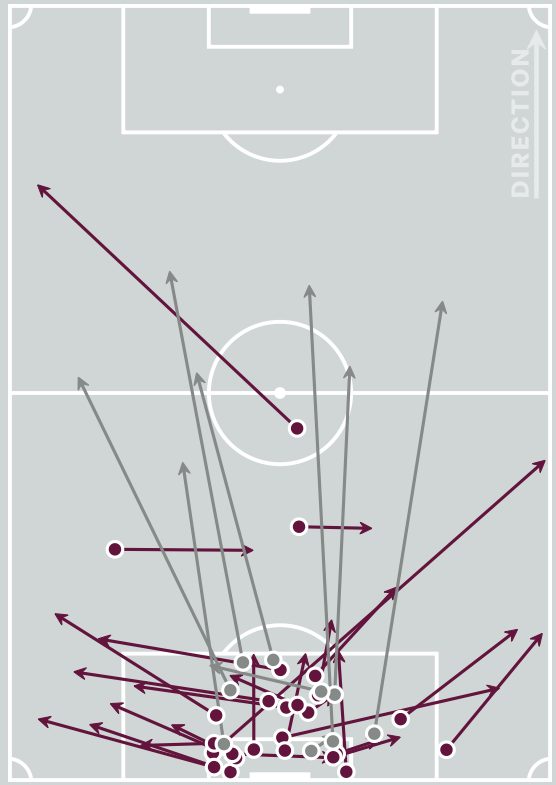

Complete Incomplete

10

Goalkeeper Line Breaks

Goal Prevention

Greece

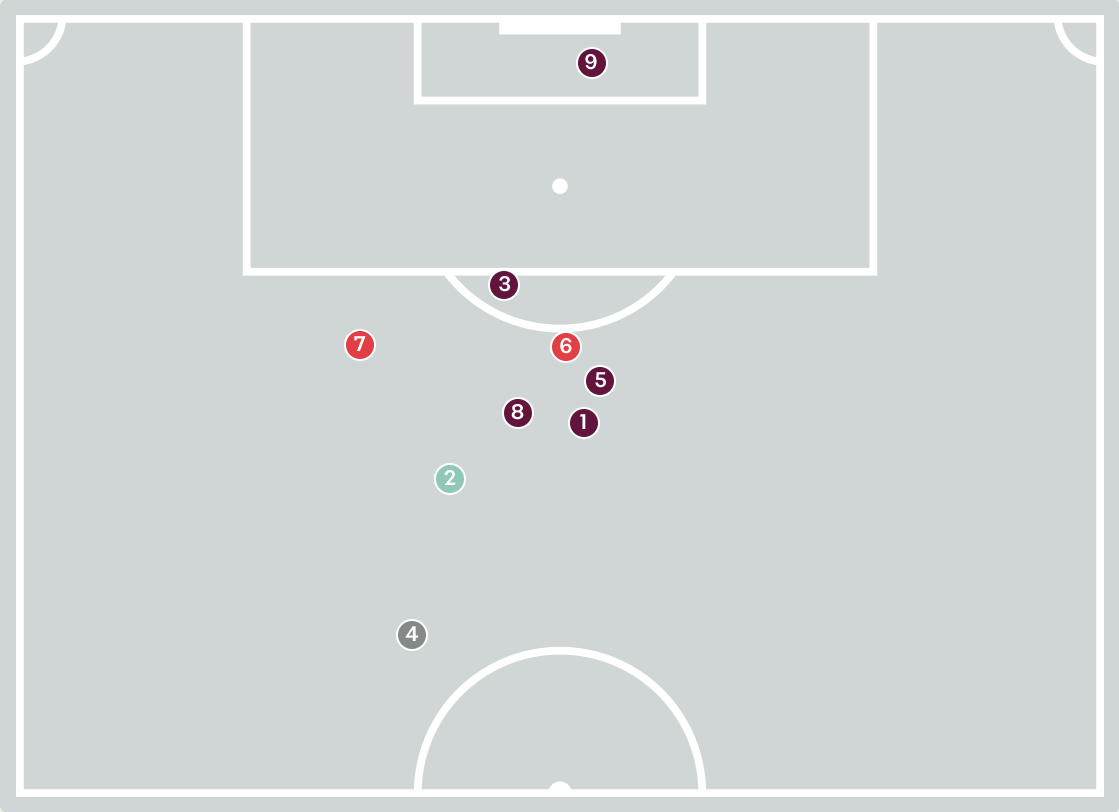

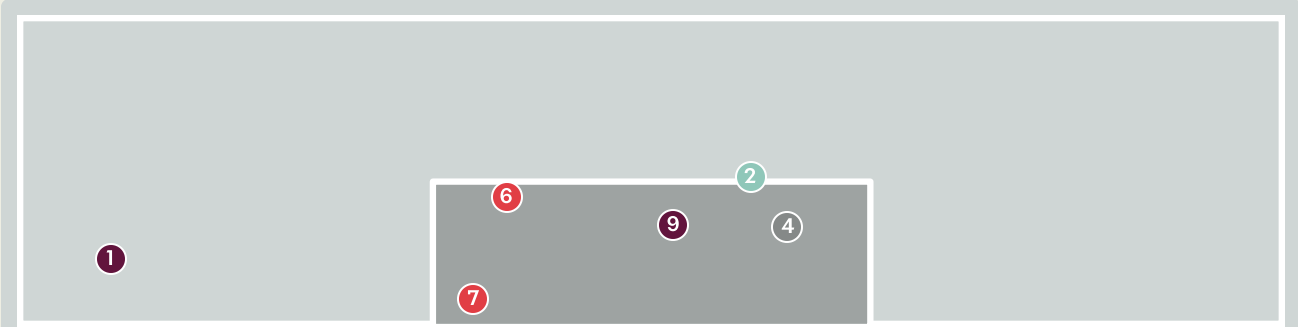

Deflect and Retain | Save and Deflect | Save and Retain | No Save Attempt | Save Attempt

Intervention Type



Deflect & Retain | Save & Deflect | Save & Retain | No Save Attempt | Save Attempt

Intervention Body Type



Head | Hands | Upper Body | Lower Body | Feet

9

Total Attempts on Goal Faced

75

Save %

Total Attempts on Goal Faced	Total Goal Interventions	Save & Retain	Deflect & Retain	Save & Deflect	Save Attempt	No Save Attempt
9	3	1	0	2	1	5

Goal Prevention

Panama

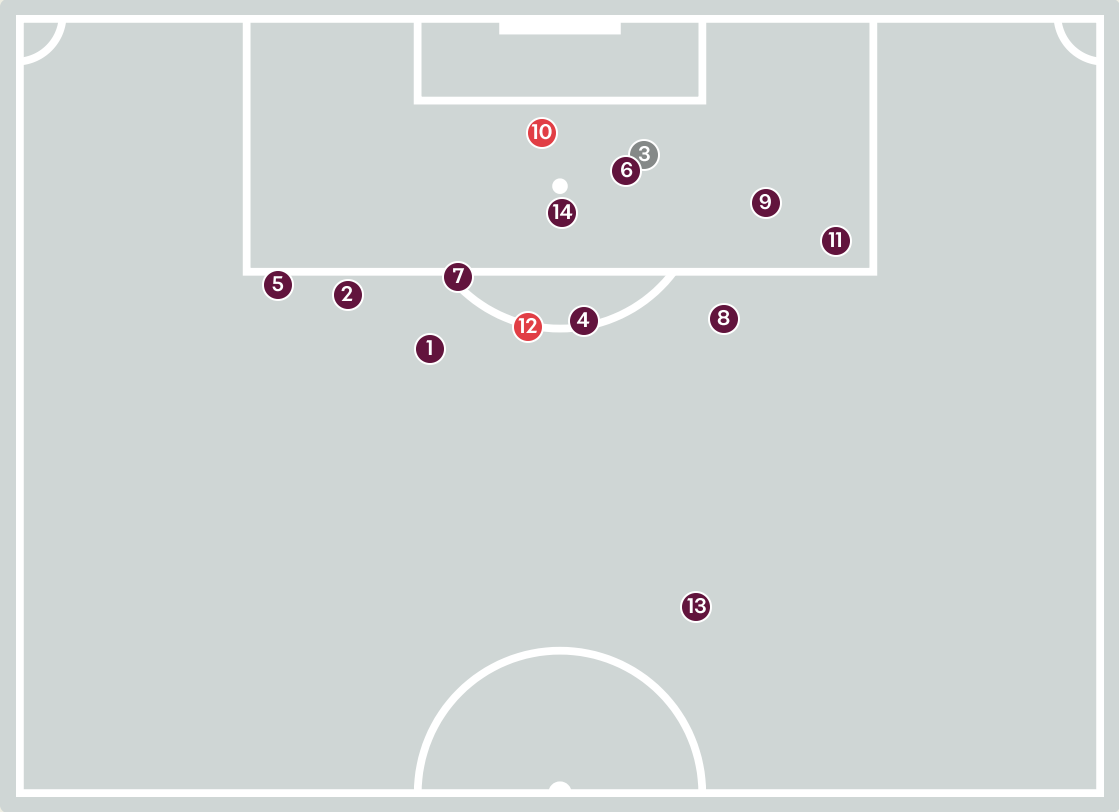

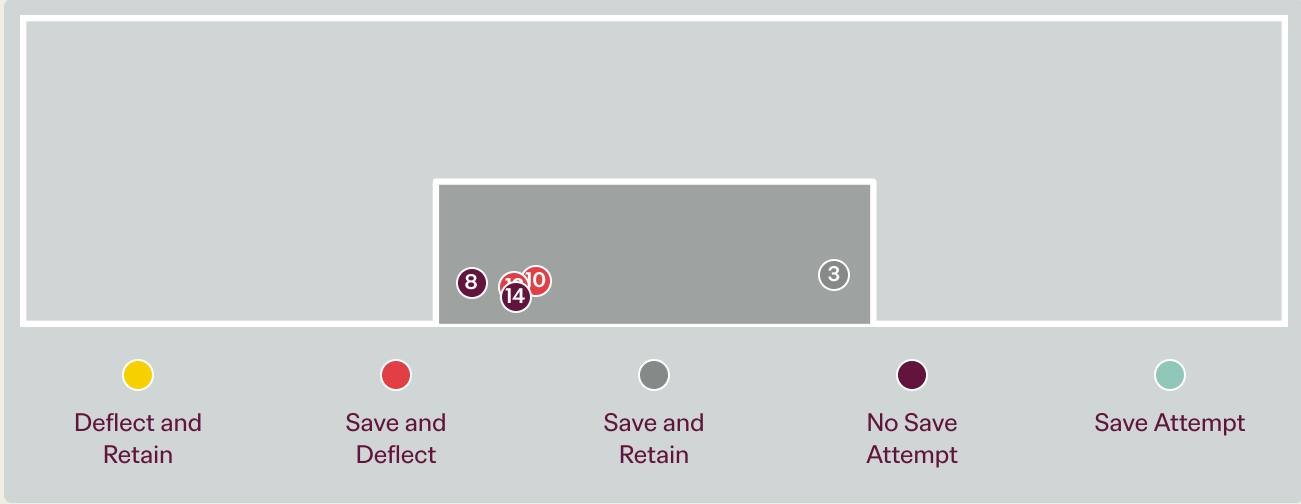

Intervention Type



Deflect & Retain · Save & Deflect · Save & Retain · No Save Attempt · Save Attempt

Intervention Body Type

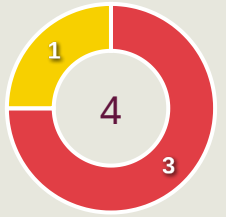

Head · Hands · Upper Body · Lower Body · Feet

14

Total Attempts on Goal Faced

60

Save %

Total Attempts on Goal Faced	Total Goal Interventions	Save & Retain	Deflect & Retain	Save & Deflect	Save Attempt	No Save Attempt
14	4	1	0	3	0	10

Aerial Control

Greece

3
Total Interventions

0	1	0
Complete	Punches	Incomplete

1	2	0
Complete	Claims	Incomplete

0	0	0
Complete	Tipped/Palmed	Incomplete

Crosses Faced

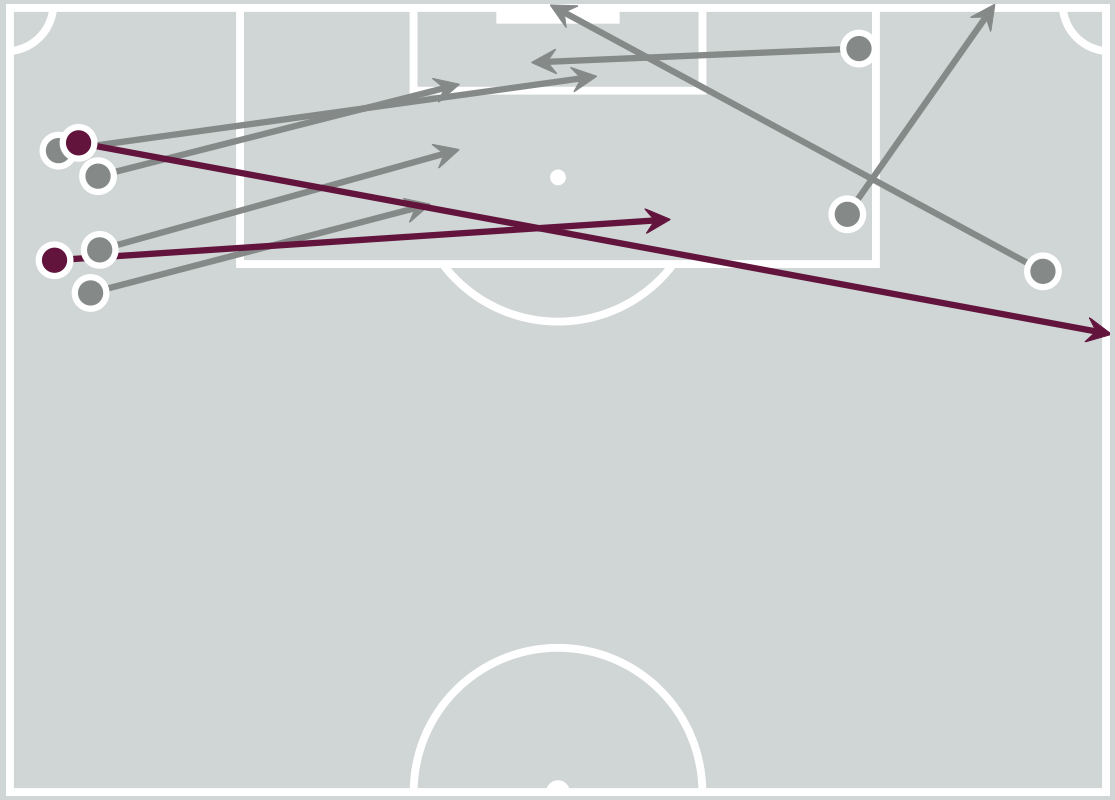

Delivery Types Faced

Total	In Swing	Out Swing	Driven	Lofted	Cutback	Push
12	5	5	0	1	0	1

Aerial Control

Panama

3
Total Interventions

1	1	0
Complete	Punches	Incomplete

1	1	0
Complete	Claims	Incomplete

0	1	0
Complete	Tipped/Palmed	Incomplete

Crosses Faced

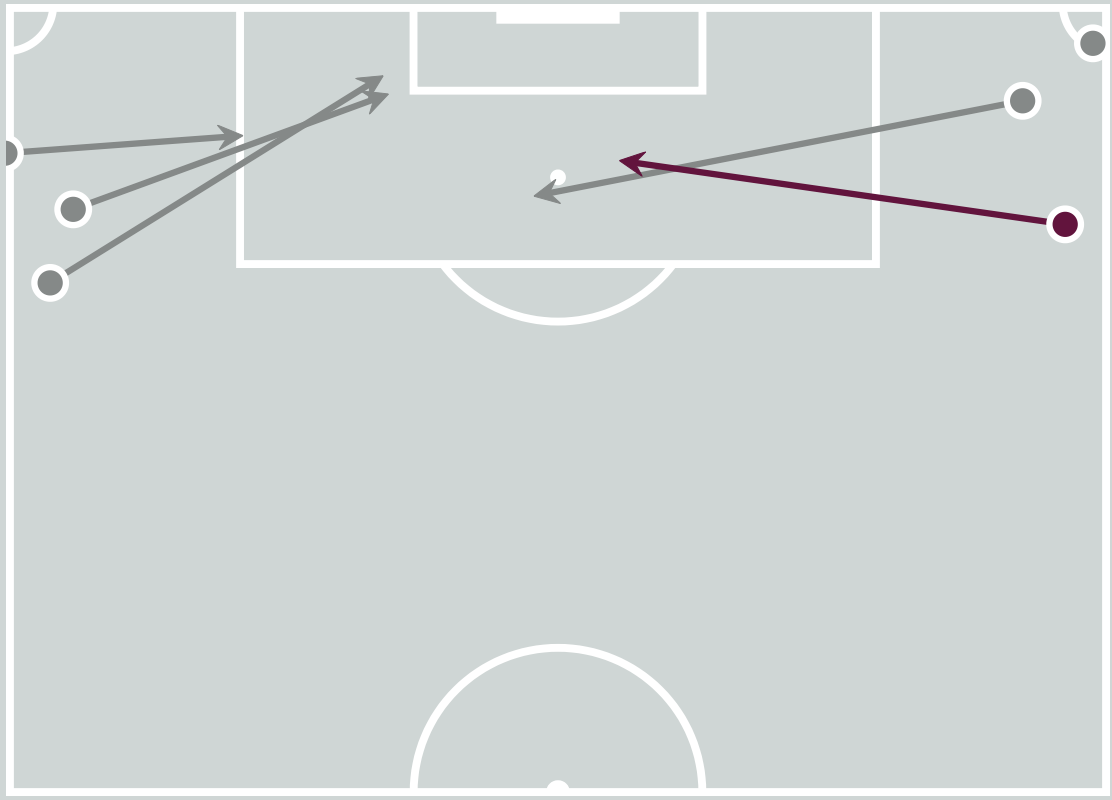

Delivery Types Faced

Total	In Swing	Out Swing	Driven	Lofted	Cutback	Push
13	7	3	0	0	0	3

FIFA U17 WORLD CUP QATAR 2026

SET PLAYS



Greece v Panama

Set Plays

Greece



36
Total Set Plays

16
Total Free Kicks

0
Total Penalties

5
Total Corners

15
Total Throw Ins

Free Kicks	
Type	**Total**
Direct	15
Direct (on target)	0
Direct (off target)	0
Indirect	1

Corners			
Delivery Type	**From Left Side**	**From Right Side**	**Total**
Direct to Area	1	4	5
Short	0	0	0
Edge of Penalty Area	0	0	0

Corners	
Delivery Style	**Total**
Inswing	5
Outswing	0
Driven	0
Lofted	0

Set Plays

Panama

44
Total Set Plays

15
Total Free Kicks

0
Total Penalties

6
Total Corners

23
Total Throw Ins

Free Kicks	
Type	**Total**
Direct	13
Direct (on target)	0
Direct (off target)	0
Indirect	2

Corners			
Delivery Type	**From Left Side**	**From Right Side**	**Total**
Direct to Area	2	1	3
Short	2	1	3
Edge of Penalty Area	0	0	0

Corners	
Delivery Style	**Total**
Inswing	2
Outswing	1
Driven	0
Lofted	0

INDIVIDUAL DATA IN POSSESSION




Greece v Panama

In Possession - Distributions

Greece

#	Player	Passes Attempted	Passes Completed	Pass Completion %	Switches of Play	Crosses Attempted	Crosses Completed	Line Breaks Attempted	Line Breaks Completed	Line Break Completion %	Ball Progressions	Take Ons	Step Ins	Attempts at Goal	Goals
1	Christos GEITONAS	23	16	70%	0	0	0	9	4	44%	0	0	0	0	0
2	Georgios SIOZIOS	35	28	80%	0	2	0	11	7	64%	3	3	0	3	1
3	Konstantinos KARANGELIS	19	17	89%	0	3	0	13	10	77%	4	4	0	0	0
4	Vasileios LAVDAS	33	27	82%	1	0	0	8	4	50%	5	3	2	0	0
5	Athanasios FILIPPIADIS	37	29	78%	1	0	0	10	8	80%	1	0	1	1	0
6	Panagiotis BINIARIS	57	48	84%	1	0	0	11	7	64%	1	1	0	1	0
7	Iason NEMPIS	16	10	62%	0	0	0	9	4	44%	5	4	1	3	0
9	Konstantinos SOUVLATZIS	13	8	62%	1	0	0	4	2	50%	2	2	0	1	0
10	Ioannis KOSTOGLOU	14	12	86%	0	3	2	3	2	67%	2	2	0	1	0
14	Giannis NETO	22	20	91%	0	0	0	3	2	67%	1	1	0	0	0
17	Stefanos TSIGKAS	39	36	92%	1	0	0	9	6	67%	1	1	0	0	0
8	Konstantinos PAPADAKIS	19	19	100%	2	0	0	2	2	100%	0	0	0	0	0
11	Nikolaos CHALDEZOS	5	3	60%	0	4	2	2	1	50%	3	2	1	1	0
18	Argyrios ARGYRIOU	10	6	60%	0	1	0	2	1	50%	0	0	0	1	0
19	Ioannis PSYROUKIS	1	1	100%	0	0	0	1	1	100%	0	0	0	0	0
20	Sarafianos PAPASARAFIANOS	2	0	0%	0	0	0	0	0	0%	0	0	0	2	1

In Possession - Offers & Receptions

Greece

			Offer movement types						
#	Player	Total Offers	In Front	In Between	Out to In	In to Out	In Behind	No Movement	Offers Received
1	Christos GEITONAS	3	0	0	0	0	0	3	2
2	Georgios SIOZIOS	20	3	2	3	0	6	6	7
3	Konstantinos KARANGELIS	25	3	4	0	2	13	3	4
4	Vasileios LAVDAS	2	2	0	0	0	0	0	2
5	Athanasios FILIPPIADIS	6	3	0	0	1	0	2	2
6	Panagiotis BINIARIS	12	10	0	1	0	0	1	6
7	Iason NEMPIS	36	6	11	2	4	9	4	7
9	Konstantinos SOUVLATZIS	20	1	7	0	1	10	1	10
10	Ioannis KOSTOGLOU	22	4	11	1	2	4	0	6
14	Giannis NETO	1	1	0	0	0	0	0	1
17	Stefanos TSIGKAS	4	0	0	0	0	0	4	1
8	Konstantinos PAPADAKIS	1	1	0	0	0	0	0	1
11	Nikolaos CHALDEZOS	5	0	0	0	0	4	1	1
18	Argyrios ARGYRIOU	11	2	3	0	1	5	0	5
19	Ioannis PSYROUKIS	0	0	0	0	0	0	0	0
20	Sarafianos PAPASARAFIANOS	3	0	0	0	0	3	0	1

In Possession - Distributions

Panama

#	Player	Passes Attempted	Passes Completed	Pass Completion %	Switches of Play	Crosses Attempted	Crosses Completed	Line Breaks Attempted	Line Breaks Completed	Line Break Completion %	Ball Progressions	Take Ons	Step Ins	Attempts at Goal	Goals
1	Adamir APARICIO	35	26	74%	0	0	0	10	3	30%	0	0	0	0	0
3	Stephen DOMINGUEZ	76	64	84%	0	0	0	28	20	71%	7	4	3	0	0
4	Neir MARRUGO	37	32	86%	0	0	0	6	5	83%	1	1	0	0	0
5	Lucas NORTE	60	51	85%	0	0	0	11	8	73%	1	1	0	2	0
6	Jossimar INSTURAIN	30	25	83%	0	1	0	11	9	82%	4	4	0	1	0
8	Alfredo MADURO	20	17	85%	0	0	0	2	1	50%	1	1	0	0	0
9	Thiago CHALMERS	12	7	58%	0	0	0	4	0	0%	4	4	0	0	0
10	Estevis LOPEZ	45	32	71%	1	4	1	13	6	46%	5	3	2	4	1
13	Alberto ADAMS	45	42	93%	2	0	0	9	7	78%	1	0	1	0	0
16	Cristian MORAN	8	6	75%	0	0	0	2	1	50%	3	3	0	0	0
20	Gabriel QUIROZ	59	45	76%	1	1	1	20	11	55%	0	0	0	0	0
7	Alexander TULL	4	3	75%	1	3	1	2	0	0%	1	1	0	0	0
11	Jorge GENERAL	5	5	100%	1	0	0	0	0	0%	0	0	0	2	0
14	Ronaldo MATOS	2	2	100%	0	0	0	0	0	0%	1	1	0	0	0
17	Jose ASPRILLA	25	20	80%	0	1	0	3	2	67%	0	0	0	0	0
18	Joseph LOPEZ	9	7	78%	0	2	0	4	3	75%	4	4	0	0	0

In Possession - Offers & Receptions

Panama

			Offer movement types						
#	Player	Total Offers	In Front	In Between	Out to In	In to Out	In Behind	No Movement	Offers Received
1	Adamir APARICIO	3	0	0	0	0	0	3	1
3	Stephen DOMINGUEZ	3	1	0	0	0	0	2	2
4	Neir MARRUGO	24	5	2	1	0	6	10	6
5	Lucas NORTE	67	37	17	3	2	0	8	28
6	Jossimar INSTURAIN	10	6	1	1	1	0	1	7
8	Alfredo MADURO	23	1	1	3	0	13	5	4
9	Thiago CHALMERS	32	1	11	1	0	18	1	7
10	Estevis LOPEZ	39	7	21	6	0	2	3	27
13	Alberto ADAMS	8	1	0	1	0	0	6	1
16	Cristian MORAN	13	1	1	0	1	9	1	4
20	Gabriel QUIROZ	27	6	4	1	0	4	12	13
7	Alexander TULL	6	0	0	0	0	4	2	0
11	Jorge GENERAL	2	1	0	0	1	0	0	1
14	Ronaldo MATOS	16	0	5	1	0	9	1	2
17	Jose ASPRILLA	14	4	4	0	1	3	2	5
18	Joseph LOPEZ	3	0	0	0	1	1	1	3

INDIVIDUAL DATA
OUT OF POSSESSION




Greece v Panama

Out of Possession

Greece



#	Player	Tackles Made / Won	Blocks	Interceptions	Pressing Direct	Pressing Indirect	Duels Won - Aerial	Duels Won - Physical	Possession Contests won	Clearances	Loose Ball Receptions	Pushing On	Pushing On into Pressing	Possession Regains	Possession Interrupted
1	Christos GEITONAS	0 / 0	0	0	0	0	0	0	0	0	3	0	0	10	0
2	Georgios SIOZIOS	1 / 0	4	0	4	16	1	0	2	4	8	20	11	5	4
3	Konstantinos KARANGELIS	5 / 0	4	2	5	34	0	0	0	3	5	24	15	2	7
4	Vasileios LAVDAS	7 / 1	0	3	3	4	4	0	6	13	4	14	5	9	11
5	Athanasios FILIPPIADIS	1 / 0	2	0	8	8	1	0	1	8	6	32	13	3	6
6	Panagiotis BINIARIS	11 / 5	3	1	7	31	0	0	0	1	5	26	11	8	3
7	Iason NEMPIS	1 / 1	1	0	2	18	2	1	4	1	4	15	8	5	1
9	Konstantinos SOUVLATZIS	2 / 0	1	0	4	38	0	4	4	1	5	26	17	1	0
10	Ioannis KOSTOGLOU	1 / 0	2	0	4	33	0	0	0	0	3	12	8	1	2
14	Giannis NETO	1 / 0	2	1	7	21	1	0	1	0	4	21	19	3	2
17	Stefanos TSIGKAS	5 / 2	3	1	5	5	5	0	5	11	3	14	4	8	7
8	Konstantinos PAPADAKIS	0 / 0	0	1	4	13	0	0	0	3	4	14	14	3	1
11	Nikolaos CHALDEZOS	1 / 1	2	0	4	5	0	0	0	1	2	6	4	1	3
18	Argyrios ARGYRIOU	1 / 0	1	0	1	14	1	0	1	0	3	4	4	1	0
19	Ioannis PSYROUKIS	0 / 0	0	0	0	1	0	0	0	0	1	0	0	0	0
20	Sarafianos PAPASARAFIANOS	1 / 0	0	0	1	5	0	0	0	0	2	5	4	0	0

Out of Possession

Panama

#	Player	Tackles Made / Won	Blocks	Interceptions	Pressing Direct	Pressing Indirect	Duels Won - Aerial	Duels Won - Physical	Possession Contests won	Clearances	Loose Ball Receptions	Pushing On	Pushing On into Pressing	Possession Regains	Possession Interrupted
1	Adamir APARICIO	0 / 0	0	0	0	0	0	0	0	0	4	0	0	7	0
3	Stephen DOMINGUEZ	5 / 5	4	1	5	4	4	1	6	8	11	13	3	14	4
4	Neir MARRUGO	4 / 1	3	1	7	12	2	0	3	7	5	20	7	9	7
5	Lucas NORTE	4 / 2	3	1	2	18	0	0	0	0	11	17	5	5	2
6	Jossimar INSTURAIN	2 / 2	2	2	1	4	2	0	2	2	4	9	1	5	3
8	Alfredo MADURO	2 / 0	0	0	1	6	0	0	0	0	3	5	1	0	0
9	Thiago CHALMERS	1 / 0	0	0	1	31	1	0	1	1	1	19	9	1	2
10	Estevis LOPEZ	2 / 1	1	1	4	7	0	0	1	0	5	5	2	2	2
13	Alberto ADAMS	4 / 2	2	0	10	4	1	1	2	7	5	9	1	8	4
16	Cristian MORAN	2 / 0	2	0	3	18	0	0	1	0	2	14	10	0	3
20	Gabriel QUIROZ	4 / 1	3	0	7	20	1	0	1	1	9	14	8	2	3
7	Alexander TULL	2 / 0	0	0	1	7	0	0	0	0	0	2	1	0	1
11	Jorge GENERAL	1 / 0	1	0	1	0	0	0	0	0	2	0	0	1	0
14	Ronaldo MATOS	0 / 0	0	0	0	3	0	0	0	0	0	2	2	0	0
17	Jose ASPRILLA	0 / 0	3	1	3	5	0	0	1	1	2	6	2	2	3
18	Joseph LOPEZ	1 / 0	0	0	1	3	0	0	0	0	2	2	2	0	0

INDIVIDUAL DATA
PHYSICAL




Greece v Panama

Physical Data

Greece



#	Player	Total Distance (m)	Zone 1: 0-7 km/h (m)	Zone 2: 7-15 km/h (m)	Zone 3: 15-20 km/h (m)	Zone 4: 20-25 km/h (m)	Zone 5: 25+ km/h (m)	High Speed Runs (Zone 3)	Sprints (Zone 4 & 5)	Top Speed (km/h)
1	Christos GEITONAS	4970.3	3642.6	1124.1	139.4	48.3	15.9	15.0	7.0	26.6
2	Georgios SIOZIOS	10176.2	3891.9	4341.2	1135.9	511.7	295.7	100.0	43.0	32.5
3	Konstantinos KARANGELIS	10576.5	4279.1	3887.9	1459.3	669.1	281.1	131.0	54.0	32.6
4	Vasileios LAVDAS	8495.8	4577.4	2712.3	717.2	315.2	173.7	68.0	28.0	33.6
5	Athanasios FILIPPIADIS	9824.5	3953.3	4124.2	1041.7	429.2	276.1	106.0	30.0	32.6
6	Panagiotis BINIARIS	12003.6	4023.4	5945.3	1545.5	403.5	86.0	143.0	34.0	29.2
7	Iason NEMPIS	7907.2	3409.1	3341.9	863.7	279.1	13.4	70.0	21.0	26.9
9	Konstantinos SOUVLATZIS	6179.2	2766.4	2426.2	672.6	193.9	120.1	61.0	15.0	30.8
10	Ioannis KOSTOGLOU	7780.4	2535.1	3658.8	990.9	415.5	180.0	95.0	32.0	29.5
14	Giannis NETO	5592.1	1802.0	2828.2	717.3	215.6	29.1	66.0	16.0	27.8
17	Stefanos TSIGKAS	9202.5	4385.6	3462.2	847.8	319.3	187.5	87.0	25.0	33.0
8	Konstantinos PAPADAKIS	5439.6	2212.9	2254.0	600.3	268.9	103.6	53.0	23.0	34.0
11	Nikolaos CHALDEZOS	3224.7	1274.4	999.4	483.4	304.4	163.1	39.0	22.0	29.7
18	Argyrios ARGYRIOU	3107.3	1228.2	1313.1	416.3	73.7	76.0	35.0	6.0	29.2
19	Ioannis PSYROUKIS	722.8	276.9	166.9	96.7	91.3	91.0	13.0	7.0	33.5
20	Sarafianos PAPASARAFIANOS	1760.5	607.5	660.5	288.4	114.9	89.1	22.0	12.0	31.6

Physical Data

Panama

#	Player	Total Distance (m)	Zone 1: 0-7 km/h (m)	Zone 2: 7-15 km/h (m)	Zone 3: 15-20 km/h (m)	Zone 4: 20-25 km/h (m)	Zone 5: 25+ km/h (m)	High Speed Runs (Zone 3)	Sprints (Zone 4 & 5)	Top Speed (km/h)
1	Adamir APARICIO	4762.3	3567.8	992.4	125.1	70.3	6.7	10.0	6.0	26.4
3	Stephen DOMINGUEZ	9915.6	4003.9	4458.3	954.8	332.2	166.4	92.0	24.0	33.3
4	Neir MARRUGO	9440.2	4009.0	3664.1	957.8	431.9	377.4	82.0	37.0	33.8
5	Lucas NORTE	9114.0	2963.2	4372.1	1312.7	394.5	71.5	119.0	30.0	28.0
6	Jossimar INSTURAIN	5377.4	1807.2	2572.5	825.0	141.8	30.8	61.0	13.0	30.5
8	Alfredo MADURO	7653.3	2578.1	3340.1	993.4	484.1	257.5	90.0	34.0	32.0
9	Thiago CHALMERS	8767.0	3449.1	3638.1	1001.0	456.1	222.7	93.0	37.0	33.7
10	Estevis LOPEZ	8742.8	4209.1	3207.6	926.3	353.4	46.4	85.0	29.0	28.9
13	Alberto ADAMS	9194.8	3926.1	4087.1	764.3	247.2	170.0	64.0	21.0	31.7
16	Cristian MORAN	7529.2	2631.6	3363.4	850.5	455.2	228.4	83.0	35.0	30.7
20	Gabriel QUIROZ	10591.0	3743.2	4588.0	1425.1	624.8	210.0	126.0	44.0	31.3
7	Alexander TULL	3003.9	1096.9	1166.6	342.1	231.8	166.4	30.0	17.0	34.1
11	Jorge GENERAL	1767.3	707.3	698.4	244.0	89.5	28.1	22.0	7.0	33.2
14	Ronaldo MATOS	1775.4	585.6	751.5	293.1	94.5	50.8	25.0	7.0	29.7
17	Jose ASPRILLA	5526.3	1825.5	2816.9	651.2	213.8	18.9	63.0	18.0	26.7
18	Joseph LOPEZ	3055.2	1155.2	1124.8	420.0	199.8	155.6	34.0	16.0	34.0


FIFA
U17
WORLD CUP
QATAR 2026