FIFA U17 WORLD CUP QATAR 2026

POST MATCH SUMMARY REPORT

Qatar 0 - 2 Egypt

Group A - Match 25
22 November 2026
18:00 Kick Off
Aspire Zone - Pitch 2 - Ibrahim Khalfan

22 November 2026 - Aspire Zone - Pitch 2 - Ibrahim Khalfan - 18:00

Match Summary - Teams

Qatar

0 – 2

Egypt

STARTING

1	GK	BAKRI MOHAMED		
2	DF	MATEO ESPARZAARIZA		
3	DF	ADHAM ADNAN	90'	
4	DF	SAMI DARANI		
5	DF	TAHA NASSIR		
6	MF	HADI KHALIL	61'	↓ 76'
7	FW	DHIAEDDINE BENYATLA		↓ 60'
8	MF	MOHAMED FADL	25'	↓ 87'
11	FW	KUNLE TOKODE	46'	
18	MF	SHAHER ROUSTOM		↓ 45'
19	FW	AMR EZZAT		↓ 59'

SUBSTITUTES

12	GK	HUSAM HAIDER		
21	GK	MOHAMED FADIL		
9	FW	MOHSAIN ALHAJRI	↑ 59'	80'
10	MF	AHMED ABOUELKOMSAN	↑ 87'	
13	DF	GHASSAN ELTOUM		
14	MF	OMAR AYMAN	↑ 45'	
15	DF	ALI ELNOURY		
16	DF	AHMED FATHY		
17	FW	CRISTIANO SORIACABRERA	↑ 76'	
20	FW	ABDOULAYE NDIAYE	↑ 60'	

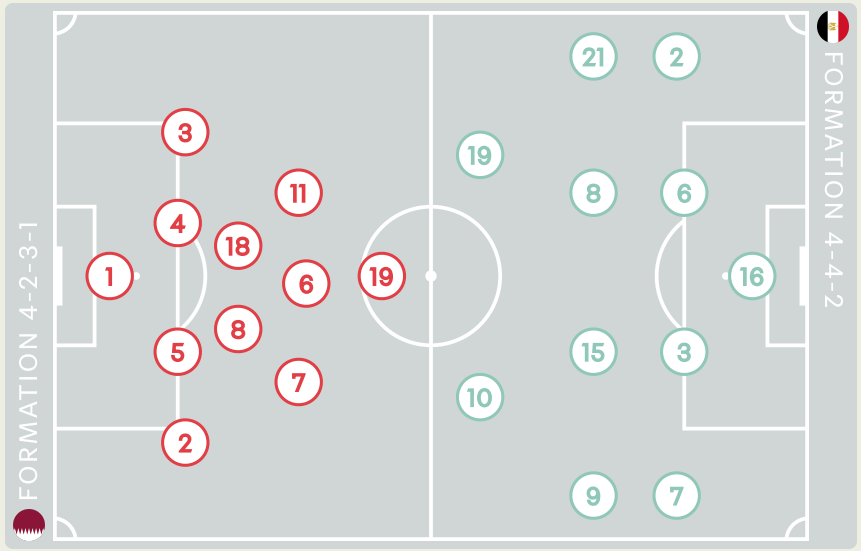

STARTING

MALEK AMR	GK	16		
MOHAMED DEIZL	DF	2		
ADAM YOUSSEF	DF	3		
ADEL ALAA	DF	6		
76'	MOHAMED GAMAL	FW	7	
AHMED BESHIR	MF	8		
↓ 45'	ADHAM HASSEIB	FW	9	
↓ 87'	⚽ 2'	AHMED SAFWAT	FW	10
↓ 76'	OMAR ABDELRAHIM	MF	15	
↓ 45'	⚽ 33'	22'	KHALED MOKHTAR	FW 19
↓ 81'	YOUSEF ABDULLAH	MF	21	

SUBSTITUTES

MOHAMED EBIED	GK	1		
ABDELAZIZ MAHMOUD	GK	4		
EZZAT MOHAMED	FW	5		
↑ 87'	AMIER HASSAN	DF	12	
ABDELAZIZ EVONA	FW	13		
↑ 45'	ZIAD SOUIDI	FW	14	
↑ 81'	KHALED ABOUELROKAB	FW	17	
↑ 76'	SAIF KARIM	FW	18	
↑ 45'	AMIR ABOUELEZZ	FW	20	

Distribution in the Final Third



22 November 2026 - Aspire Zone - Pitch 2 - Ibrahim Khalfan - 18:00

Match Summary - Key Statistics



Qatar

0 — 2

Egypt



Possession

Total	49.4%	10.6%	40%	Total
0	Goals			2
0.31	xG (Expected Goals)			1.32
8 (2)	Attempts at Goal (On Target)			10 (3)
362 (303)	Total Passes (Complete)			352 (288)
84 %	Pass Completion %			82 %
70	Completed Line Breaks			65
4	Defensive Line Breaks			11
52	Receptions in the Final Third			80
12	Crosses			14
40	Ball Progressions			32
157 (40)	Defensive Pressures Applied (Direct Pressures)			197 (52)
31	Forced Turnovers			37
58	Second Balls			70
115.4 km	Total Distance Covered			108.9 km
5.3 km	Zone 4 – Low Speed Sprinting: 20-25 km/h			4.3 km

22 November 2026 - Aspire Zone - Pitch 2 - Ibrahim Khalfan - 18:00

Qatar

Phases of Play

Egypt

IN POSSESSION

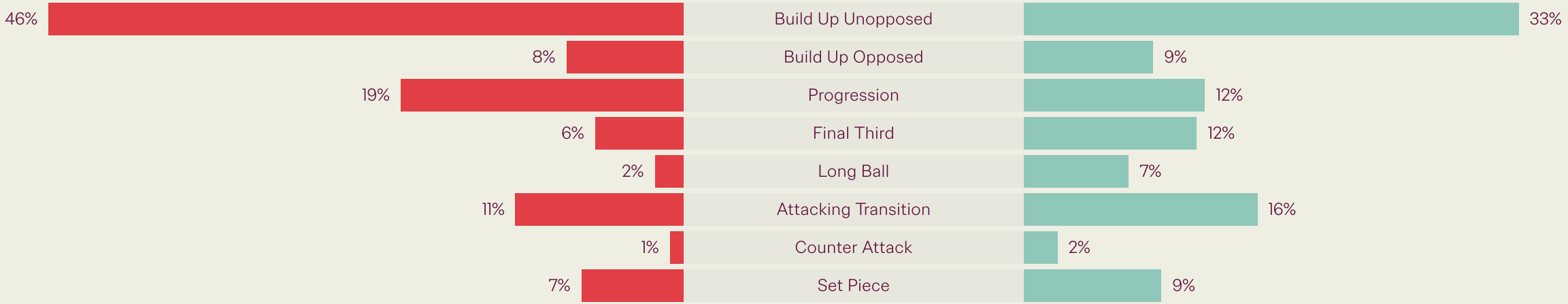

OUT OF POSSESSION

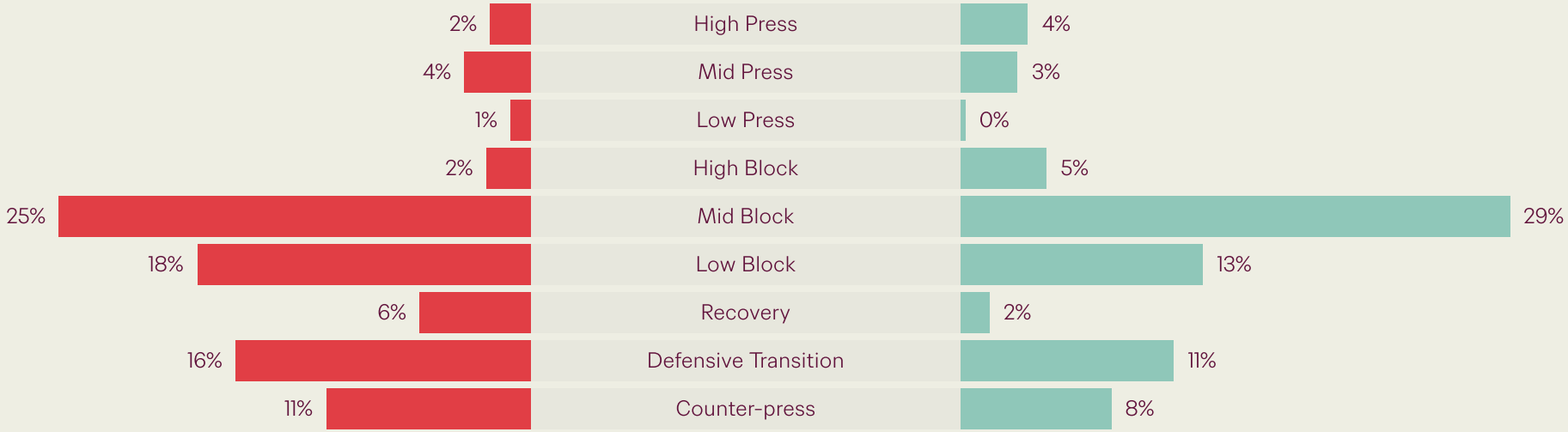

IN POSSESSION



Qatar v Egypt

In Possession Line Height & Team Length

Qatar

Build Up Low

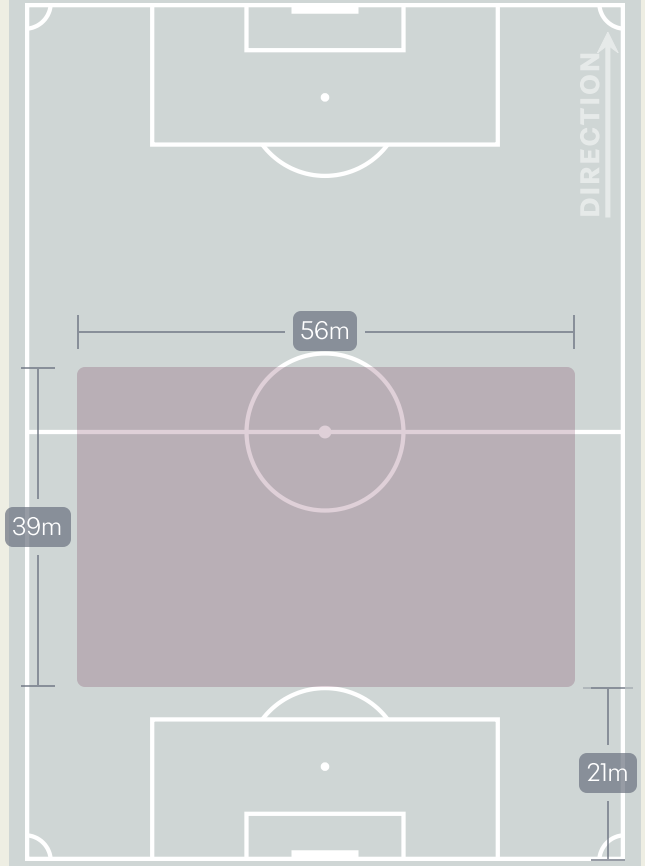

Build Up Mid

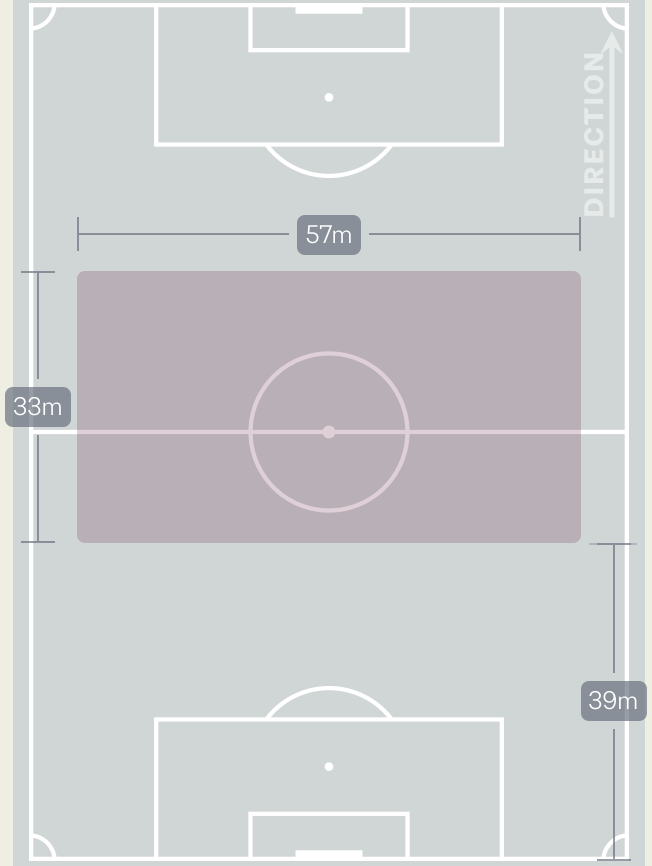

Final Third Phase

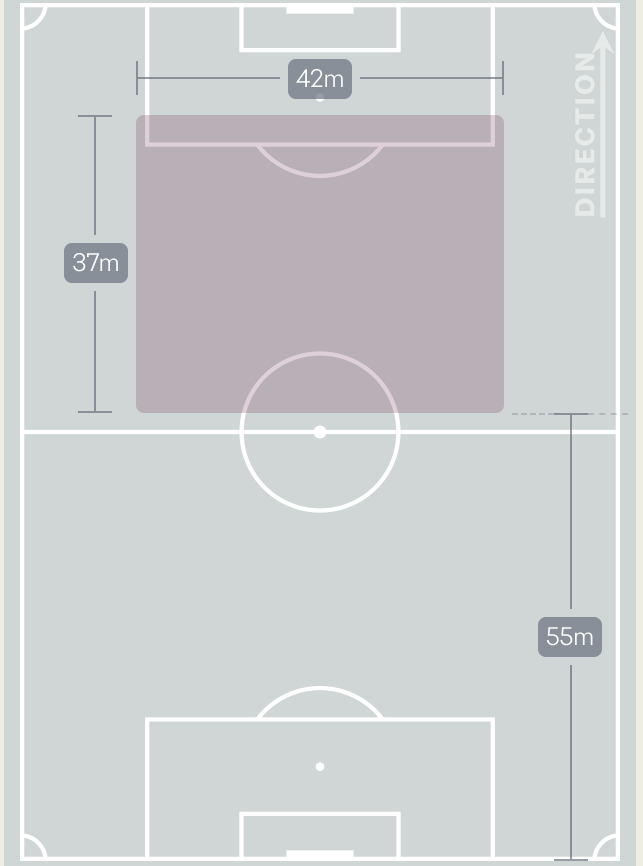

In Possession Line Height & Team Length

Egypt

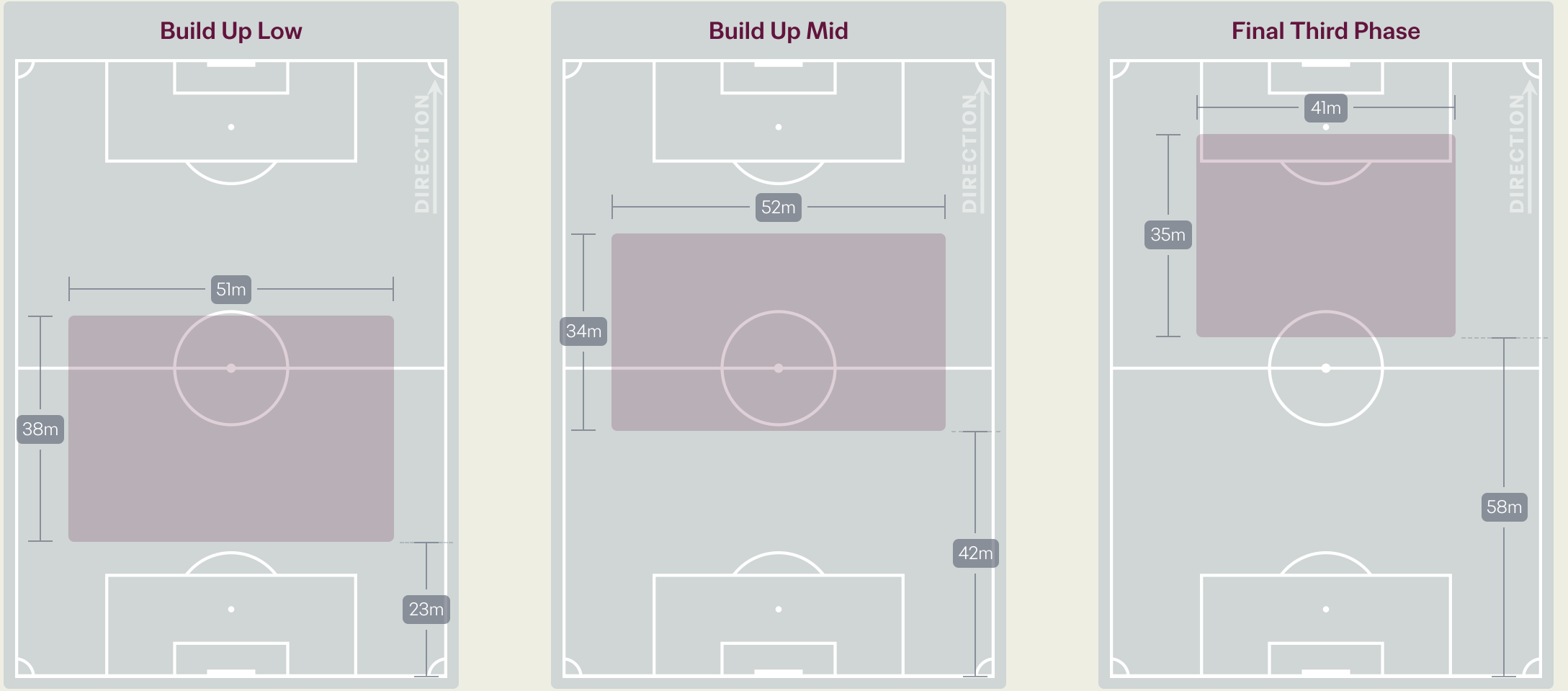

Line Breaks

Qatar

Attempted Line Breaks
109

23	17
Attempted	Complete

42	36
Attempted	Complete

44	17
Attempted	Complete

4 Units

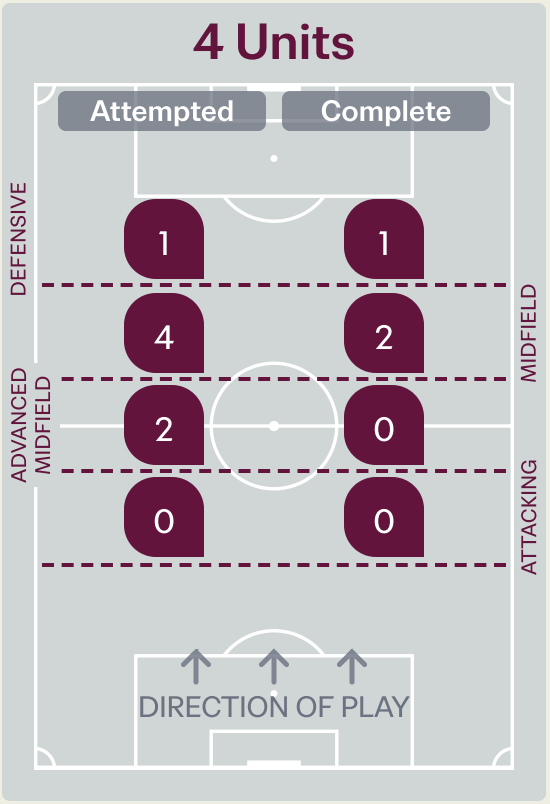

Attempted Line Breaks	7
Inside Shape	5
Outside Shape	2

3 Units

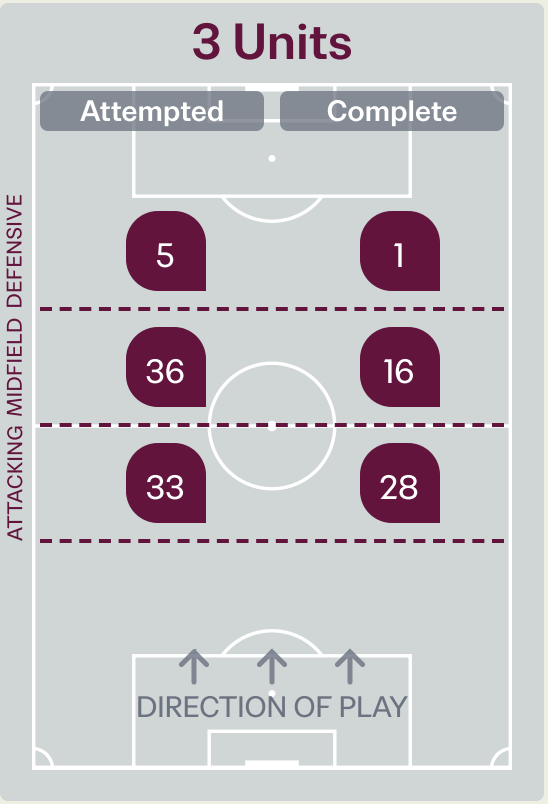

Attempted Line Breaks	74
Inside Shape	48
Outside Shape	26

2 Units

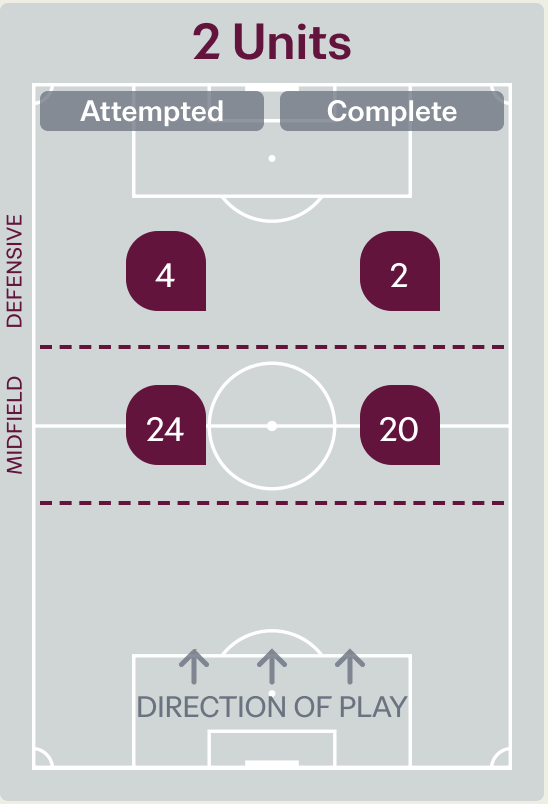

Attempted Line Breaks	28
Inside Shape	13
Outside Shape	15

Line Breaks

Egypt

Attempted Line Breaks
108

Attempted	Complete
14	12
28	24
66	29

4 Units

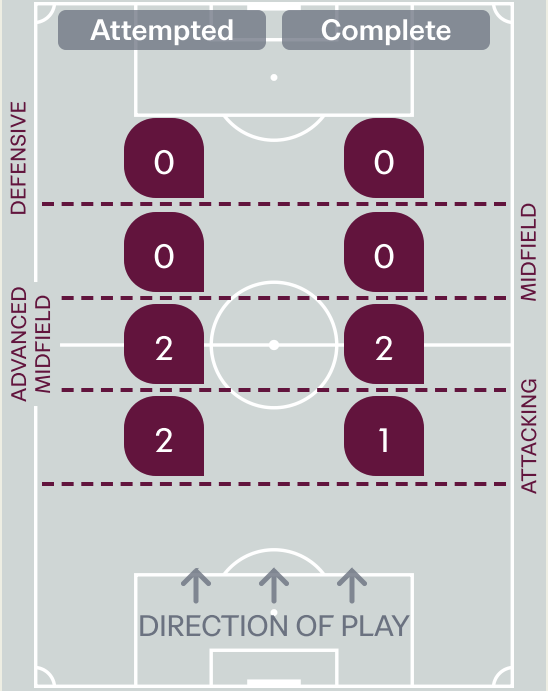

Attempted Line Breaks	4
Inside Shape	2
Outside Shape	2

3 Units

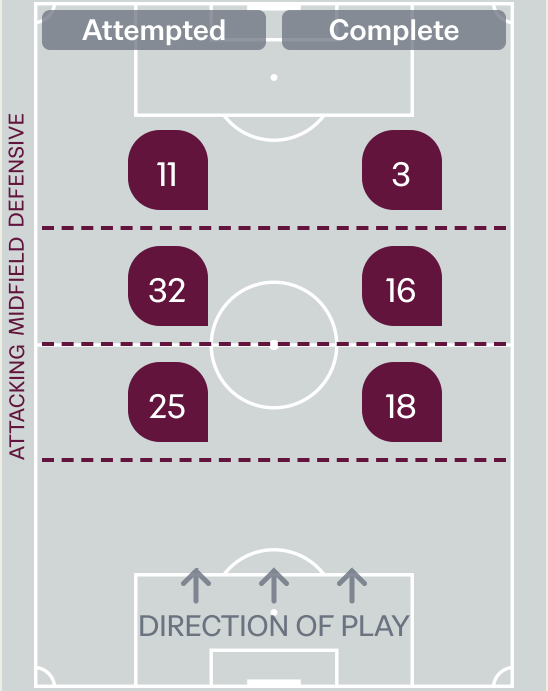

Attempted Line Breaks	68
Inside Shape	44
Outside Shape	24

2 Units

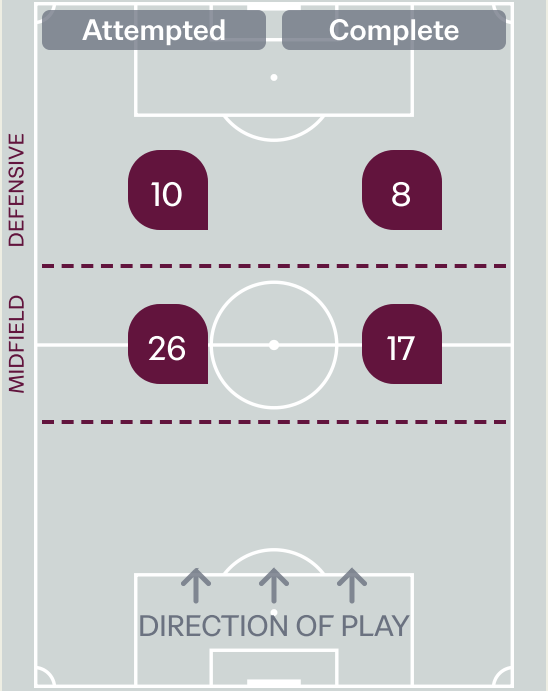

Attempted Line Breaks	36
Inside Shape	24
Outside Shape	12

Line Breaks

Qatar

					4 Units				3 Units			2 Units		Direction			Distribution Type		
#	Player	Line Breaks Attempted	Line Breaks Completed	Line Break Completion %	Attacking Line	Attacking Midfield Line	Midfield Line	Defensive Line	Attacking Line	Midfield Line	Defensive Line	Midfield Line	Defensive Line	Through	Around	Over	Pass	Cross	Ball Progression
1	BAKRI MOHAMED	6	4	67%	0	0	1	0	4	1	0	0	0	0	3	3	6	0	0
2	MATEO ESPARZAARIZA	12	5	42%	0	1	0	0	4	6	0	1	0	0	1	11	12	0	0
3	ADHAM ADNAN	5	3	60%	0	0	0	0	0	2	1	2	0	0	2	3	3	0	2
4	SAMI DARANI	11	8	73%	0	0	2	0	4	2	0	3	0	2	5	4	11	0	0
5	TAHA NASSIR	20	14	70%	0	0	1	0	8	6	0	5	0	4	10	6	20	0	0
6	HADI KHALIL	13	10	77%	0	0	0	1	1	6	1	3	1	7	4	2	7	1	5
7	DHIAEDDINE BENYATLA	2	1	50%	0	0	0	0	1	0	0	1	0	1	1	0	1	0	1
8	MOHAMED FADL	8	6	75%	0	0	0	0	6	1	0	1	0	1	4	3	8	0	0
11	KUNLE TOKODE	10	8	80%	0	0	0	0	0	5	0	4	1	5	4	1	6	0	4
18	SHAHER ROUSTOM	4	1	25%	0	0	0	0	1	2	1	0	0	1	0	3	4	0	0
19	AMR EZZAT	4	2	50%	0	0	0	0	0	3	0	1	0	0	1	3	4	0	0
9	MOHSAIN ALHAJRI	2	1	50%	0	0	0	0	0	2	0	0	0	0	2	0	2	0	0
10	AHMED ABOUELKOMSAN	1	0	0%	0	0	0	0	0	0	0	0	1	0	0	1	0	1	0
14	OMAR AYMAN	9	6	67%	0	1	0	0	4	0	1	3	0	2	3	4	9	0	0
17	CRISTIANO SORIACABRERA	0	0	0%	0	0	0	0	0	0	0	0	0	0	0	0	0	0	0
20	ABDOULAYE NDIAYE	2	1	50%	0	0	0	0	0	0	1	0	1	0	2	0	0	0	2

Line Breaks

Egypt



					4 Units				3 Units			2 Units		Direction			Distribution Type		
#	Player	Line Breaks Attempted	Line Breaks Completed	Line Break Completion %	Attacking Line	Attacking Midfield Line	Midfield Line	Defensive Line	Attacking Line	Midfield Line	Defensive Line	Midfield Line	Defensive Line	Through	Around	Over	Pass	Cross	Ball Progression
16	MALEK AMR	25	5	20%	1	0	0	0	8	9	5	2	0	0	0	25	25	0	0
2	MOHAMED DEIZL	15	9	60%	0	1	0	0	0	5	2	4	3	1	2	12	14	1	0
3	ADAM YOUSSEF	14	10	71%	1	0	0	0	2	3	1	6	1	3	2	9	14	0	0
6	ADEL ALAA	6	5	83%	0	0	0	0	3	2	0	1	0	1	3	2	6	0	0
7	MOHAMED GAMAL	19	15	79%	0	0	0	0	5	5	2	4	3	1	9	9	15	1	3
8	AHMED BESHIR	5	5	100%	0	0	0	0	3	1	0	0	1	1	2	2	5	0	0
9	ADHAM HASSEIB	3	3	100%	0	0	0	0	1	0	0	1	1	2	0	1	3	0	0
10	AHMED SAFWAT	7	5	71%	0	1	0	0	0	2	1	3	0	1	4	2	5	1	1
15	OMAR ABDELRAHIM	5	3	60%	0	0	0	0	2	1	0	2	0	2	2	1	3	0	2
19	KHALED MOKHTAR	0	0	0%	0	0	0	0	0	0	0	0	0	0	0	0	0	0	0
21	YOUSEF ABDULLAH	2	2	100%	0	0	0	0	0	0	0	1	1	0	1	1	1	0	1
12	AMIER HASSAN	0	0	0%	0	0	0	0	0	0	0	0	0	0	0	0	0	0	0
14	ZIAD SOUIDI	5	3	60%	0	0	0	0	1	2	0	2	0	2	3	0	3	0	2
17	KHALED ABOUELROKAB	0	0	0%	0	0	0	0	0	0	0	0	0	0	0	0	0	0	0
18	SAIF KARIM	1	0	0%	0	0	0	0	0	1	0	0	0	0	0	1	1	0	0
20	AMIR ABOUELEZZ	1	0	0%	0	0	0	0	0	1	0	0	0	0	0	1	1	0	0

Passing Networks

Qatar

#	Passes From ↓ to →	BAKRI MOHAMED	MATEO ESPARZAARIZA	ADHAM ADNAN	SAMI DARANI	TAHA NASSIR	HADI KHALIL	DHIAEDDINE BENYATLA	MOHAMED FADL	KUNLE TOKODE	SHAHER ROUSTOM	AMR EZZAT	MOHSAIN ALHAJRI	AHMED ABOUELKOMSAN	OMAR AYMAN	CRISTIANO SORIACABRERA	ABDOULAYE NDIAYE
1	BAKRI MOHAMED		0	0	6	21	0	0	11	0	2	1	0	0	6	0	0
2	MATEO ESPARZAARIZA	0		1	0	4	1	1	0	0	0	0	0	0	0	0	1
3	ADHAM ADNAN	1	0		2	1	1	0	0	4	0	0	0	0	0	0	0
4	SAMI DARANI	7	1	1		6	4	0	5	6	1	0	0	0	4	0	0
5	TAHA NASSIR	16	0	1	3		6	3	10	4	3	0	0	3	10	0	4
6	HADI KHALIL	0	0	2	1	4		3	4	2	0	2	0	0	0	0	0
7	DHIAEDDINE BENYATLA	1	0	0	0	0	1		1	0	1	0	0	0	0	0	0
8	MOHAMED FADL	11	0	0	6	10	3	1		1	2	1	0	0	0	0	0
11	KUNLE TOKODE	0	1	1	1	0	0	0	0		0	1	0	0	1	1	2
18	SHAHER ROUSTOM	2	0	1	4	3	0	0	0	0		0	0	0	0	0	0
19	AMR EZZAT	0	0	0	0	0	1	2	0	0	0		0	0	1	0	0
9	MOHSAIN ALHAJRI	0	2	1	0	0	0	0	0	0	0	0		0	1	0	2
10	AHMED ABOUELKOMSAN	0	0	0	0	1	0	0	0	1	0	0	1		1	0	0
14	OMAR AYMAN	3	2	1	6	4	1	0	3	1	0	0	0	2		0	3
17	CRISTIANO SORIACABRERA	0	0	0	0	1	0	0	0	0	0	0	1	0	1		0
20	ABDOULAYE NDIAYE	0	0	0	0	2	0	0	0	0	0	0	3	0	2	1	

Top 5 Player to Player Passers		
Player	Passed To	% of Total Team Passes
BAKRI MOHAMED	TAHA NASSIR	7.3%
TAHA NASSIR	BAKRI MOHAMED	5.6%
BAKRI MOHAMED	MOHAMED FADL	3.8%
MOHAMED FADL	BAKRI MOHAMED	3.8%
TAHA NASSIR	MOHAMED FADL	3.5%

Passing Networks

Egypt



#	Passes From ↓ to →	MALEK AMR	MOHAMED DEIZL	ADAM YOUSSEF	ADEL ALAA	MOHAMED GAMAL	AHMED BESHIR	ADHAM HASSEIB	AHMED SAFWAT	OMAR ABDELRAHIM	KHALED MOKHTAR	YOUSEF ABDULLAH	AMIER HASSAN	ZIAD SOUIDI	KHALED ABOUELROKAB	SAIF KARIM	AMIR ABOUELEZZ
16	MALEK AMR		0	5	3	1	0	0	0	0	0	0	0	2	0	0	1
2	MOHAMED DEIZL	4		9	4	2	0	0	3	1	0	5	0	0	0	0	1
3	ADAM YOUSSEF	7	7		17	7	2	0	6	6	0	0	0	4	0	0	0
6	ADEL ALAA	1	6	14		7	3	0	2	2	0	1	0	0	1	0	1
7	MOHAMED GAMAL	0	0	6	7		3	2	5	1	3	0	0	4	0	0	0
8	AHMED BESHIR	1	1	3	1	4		0	2	2	1	3	0	1	0	0	0
9	ADHAM HASSEIB	0	0	0	1	0	0		2	1	1	0	0	0	0	0	0
10	AHMED SAFWAT	1	2	3	2	6	1	3		2	1	4	0	1	1	0	0
15	OMAR ABDELRAHIM	0	3	4	1	0	3	0	3		0	1	0	0	0	0	0
19	KHALED MOKHTAR	0	0	0	1	0	1	1	0	0		0	0	0	0	0	0
21	YOUSEF ABDULLAH	2	7	0	1	0	0	0	4	0	0		0	0	0	0	0
12	AMIER HASSAN	0	0	0	0	0	0	0	0	0	0	0		0	0	0	0
14	ZIAD SOUIDI	1	0	3	0	3	1	0	4	0	0	0	0		0	1	0
17	KHALED ABOUELROKAB	0	0	0	0	0	0	0	0	0	0	0	0	0		0	1
18	SAIF KARIM	0	1	0	0	0	0	0	0	0	0	0	0	0	0		1
20	AMIR ABOUELEZZ	0	1	1	0	0	0	0	0	0	0	2	0	0	0	0	

Top 5 Player to Player Passers		
Player	Passed To	% of Total Team Passes
ADAM YOUSSEF	ADEL ALAA	6.3%
ADEL ALAA	ADAM YOUSSEF	5.2%
MOHAMED DEIZL	ADAM YOUSSEF	3.3%
ADAM YOUSSEF	MOHAMED GAMAL	2.6%
ADAM YOUSSEF	MOHAMED DEIZL	2.6%

Attempts at Goal

Qatar

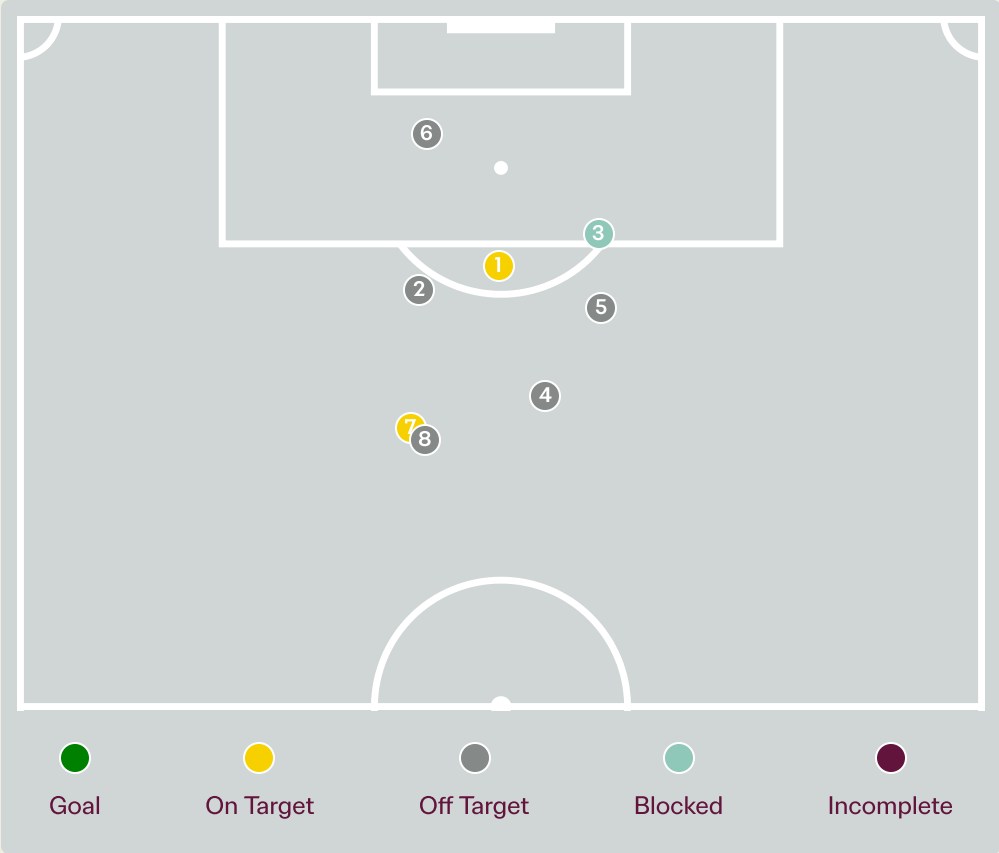

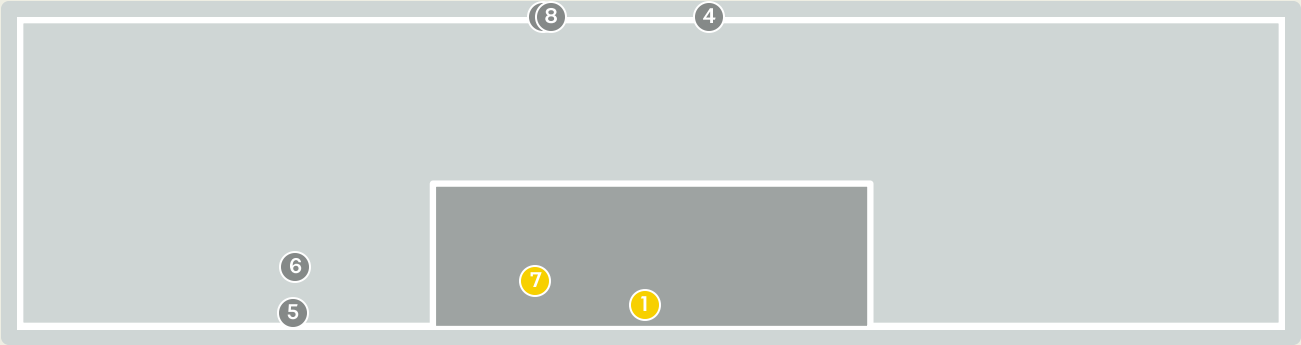

Key	Outcome	Shots
	Goals	0
	On Target	2
	Off Target	5
	Blocked	1
	Incomplete	0

Attempts at Goal

Qatar

Time	Player	Outcome	Body Part	Delivery Type
23	19 AMR EZZAT	On Target - Saved	Left Foot	Loose Ball
48	3 ADHAM ADNAN	Off Target	Left Foot	Pass
49	6 HADI KHALIL	Incomplete - Blocked	Left Foot	Ball Progression
49	8 MOHAMED FADL	Off Target	Right Foot	Loose Ball
58	11 KUNLE TOKODE	Off Target	Right Foot	Ball Progression
85	9 MOHSAIN ALHAJRI	Off Target	Left Foot	Corner
89	10 AHMED ABOUELKOMSAN	On Target - Saved	Right Foot	Pass
90	14 OMAR AYMAN	Off Target	Right Foot	Pass

Attempts at Goal

Egypt

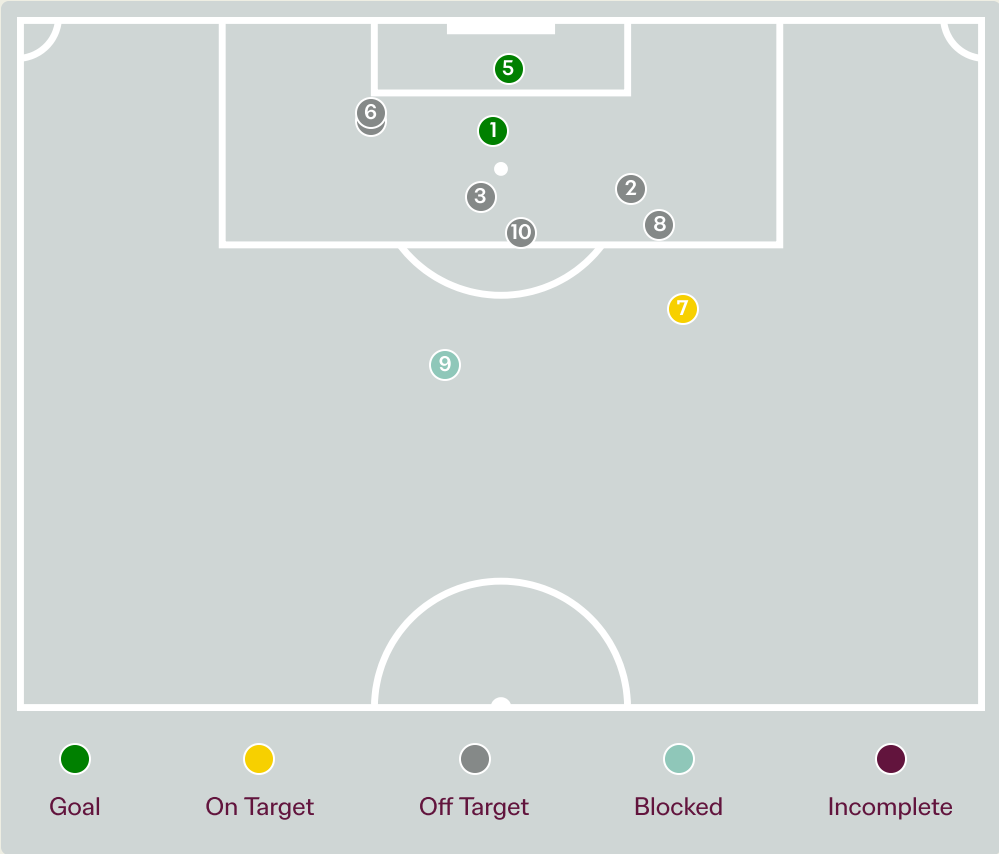



Key	Outcome	Shots
	Goals	2
	On Target	1
	Off Target	6
	Blocked	1
	Incomplete	0

Attempts at Goal

Egypt



Time	Player	Outcome	Body Part	Delivery Type
1	10 AHMED SAFWAT	On Target - Goal	Right Foot	Pass
4	21 YOUSEF ABDULLAH	Off Target	Right Foot	Ball Progression
6	9 ADHAM HASSEIB	Off Target	Head	Cross
19	15 OMAR ABDELRAHIM	Off Target	Head	Pass
32	19 KHALED MOKHTAR	On Target - Goal	Right Foot	Pass
42	8 AHMED BESHIR	Off Target	Right Foot	Cross
62	21 YOUSEF ABDULLAH	On Target - Saved	Right Foot	Loose Ball
65	8 AHMED BESHIR	Off Target	Right Foot	Pass
67	14 ZIAD SOUIDI	Incomplete - Blocked	Right Foot	Ball Progression
82	20 AMIR ABOUELEZZ	Off Target	Left Foot	Loose Ball

Crosses (Open Play)

Qatar

Cross Locations

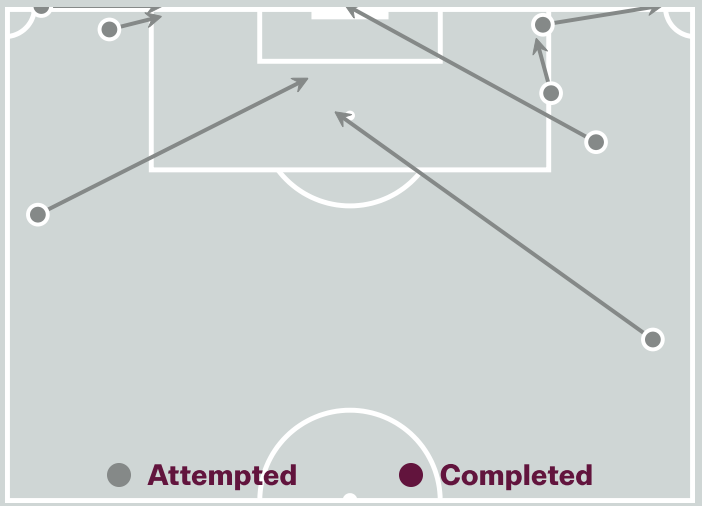

Delivery Type

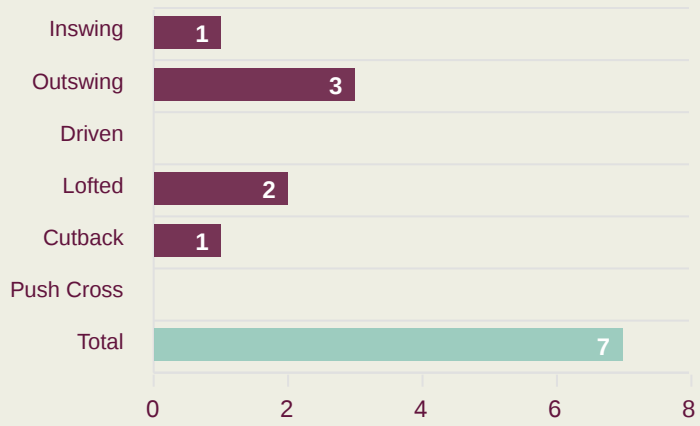

Cross Zones

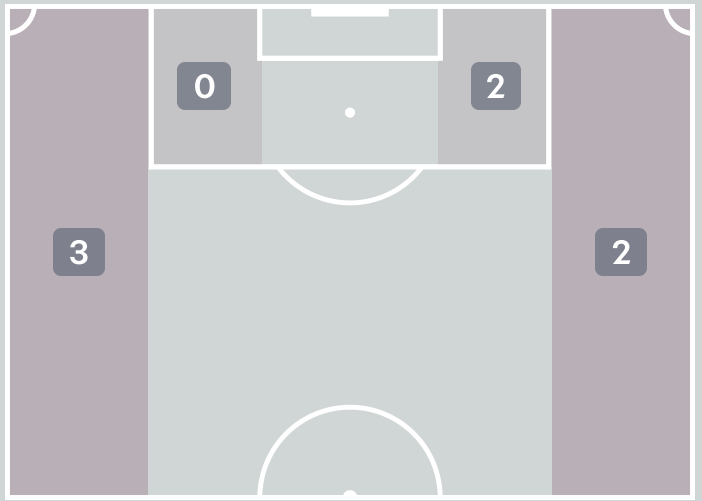

Attempted

7

Completed

0

Most Crosses Attempted

3

ABDOULAYE NDIAYE

BENCH

#	Player	Inswing	Outswing	Driven	Lofted	Cutback	Push Cross	Total Attempted
1	BAKRI MOHAMED	0	0	0	0	0	0	0
2	MATEO ESPARZAARIZA	0	0	0	0	0	0	0
3	ADHAM ADNAN	0	1	0	0	0	0	1
4	SAMI DARANI	0	0	0	0	0	0	0
5	TAHA NASSIR	0	0	0	0	0	0	0
6	HADI KHALIL	1	0	0	0	0	0	1
7	DHIAEDDINE BENYATLA	0	1	0	0	0	0	1
8	MOHAMED FADL	0	0	0	0	0	0	0
11	KUNLE TOKODE	0	0	0	0	1	0	1
18	SHAHER ROUSTOM	0	0	0	0	0	0	0
19	AMR EZZAT	0	0	0	0	0	0	0
9	MOHSAIN ALHAJRI	0	0	0	0	0	0	0
10	AHMED ABOUELKOMSAN	0	0	0	0	0	0	0
14	OMAR AYMAN	0	0	0	0	0	0	0
17	CRISTIANO SORIACABRERA	0	0	0	0	0	0	0
20	ABDOULAYE NDIAYE	0	1	0	2	0	0	3

Crosses (Open Play)

Egypt

Cross Locations

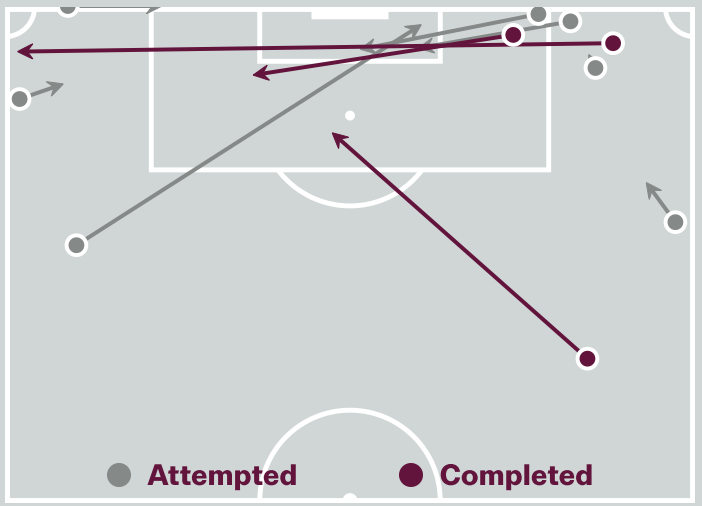

Delivery Type

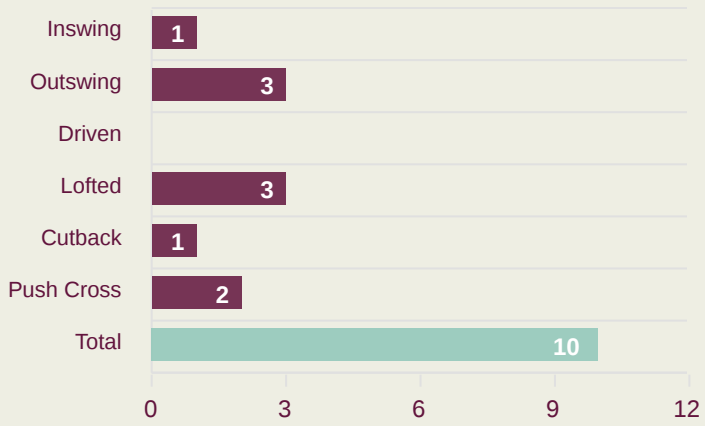

Cross Zones

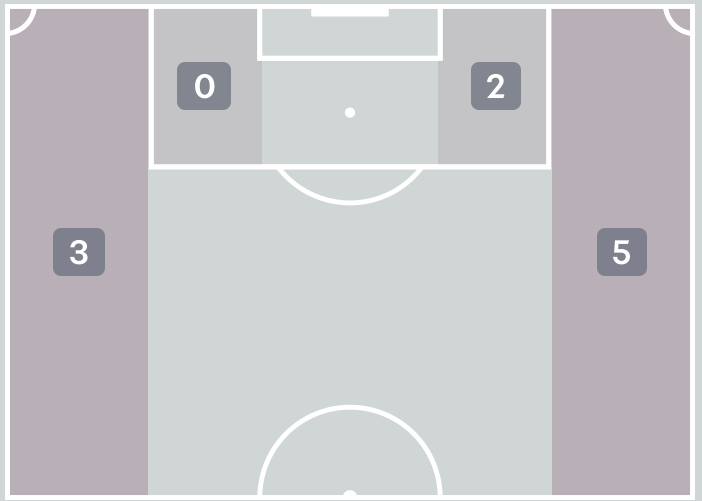

Attempted

10

Completed

3

Most Crosses Attempted

3

YOUSEF ABDULLAH

RIGHT MIDFIELD

#	Player	Inswing	Outswing	Driven	Lofted	Cutback	Push Cross	Total Attempted
16	MALEK AMR	0	0	0	0	0	0	0
2	MOHAMED DEIZL	0	2	0	0	0	0	2
3	ADAM YOUSSEF	0	0	0	0	0	0	0
6	ADEL ALAA	0	0	0	0	0	0	0
7	MOHAMED GAMAL	1	1	0	0	0	1	3
8	AHMED BESHIR	0	0	0	0	0	0	0
9	ADHAM HASSEIB	0	0	0	0	0	0	0
10	AHMED SAFWAT	0	0	0	2	0	0	2
15	OMAR ABDELRAHIM	0	0	0	0	0	0	0
19	KHALED MOKHTAR	0	0	0	0	0	0	0
21	YOUSEF ABDULLAH	0	0	0	1	1	1	3
12	AMIER HASSAN	0	0	0	0	0	0	0
14	ZIAD SOUIDI	0	0	0	0	0	0	0
17	KHALED ABOUELROKAB	0	0	0	0	0	0	0
18	SAIF KARIM	0	0	0	0	0	0	0
20	AMIR ABOUELEZZ	0	0	0	0	0	0	0

Offering to Receive

Qatar

252
Total Offers Made

64
Total Offers Received

Most Offers
52
KUNLE TOKODE
ATTACKING MIDFIELD LEFT

89
Offers Made in Final Third

130
Offers Made in Middle Third

33
Offers Made in Defensive Third

Offers Made Inside Shape

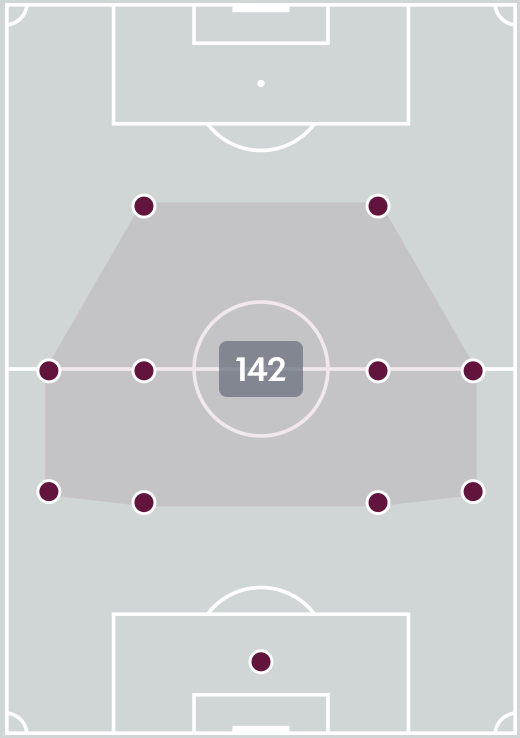

Offers Made Outside Shape

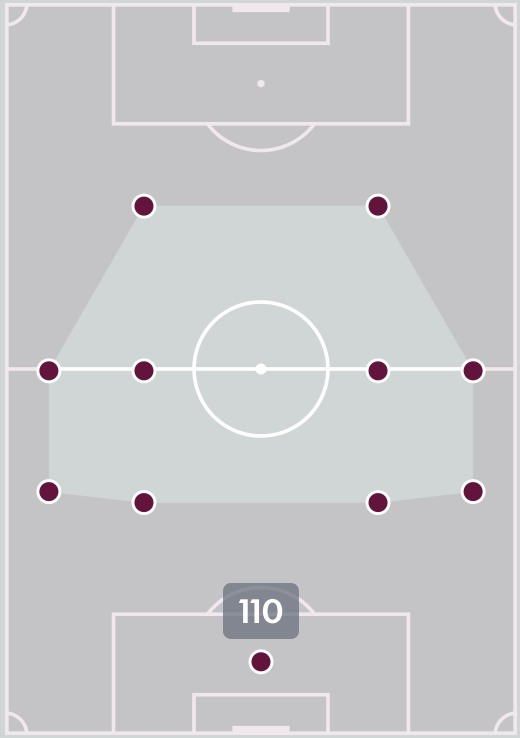

#	Player	Offers Made	Offers Received	% Made & Received
1	BAKRI MOHAMED	3	3	100%
2	MATEO ESPARZAARIZA	35	2	5.7%
3	ADHAM ADNAN	21	3	14.3%
4	SAMI DARANI	8	2	25%
5	TAHA NASSIR	1	0	0%
6	HADI KHALIL	24	7	29.2%
7	DHIAEDDINE BENYATLA	14	2	14.3%
8	MOHAMED FADL	31	15	48.4%
11	KUNLE TOKODE	52	12	23.1%
18	SHAHER ROUSTOM	4	3	75%
19	AMR EZZAT	22	2	9.1%
9	MOHSAIN ALHAJRI	4	0	0%
10	AHMED ABOUELKOMSAN	7	2	28.6%
14	OMAR AYMAN	10	7	70%
17	CRISTIANO SORIACABRERA	7	0	0%
20	ABDOULAYE NDIAYE	9	4	44.4%

Offering to Receive

Egypt

184
Total Offers Made

73
Total Offers Received

Most Offers
41
AHMED SAFWAT
CENTRE FORWARD LEFT

70
Offers Made in Final Third

96
Offers Made in Middle Third

18
Offers Made in Defensive Third

Offers Made Inside Shape

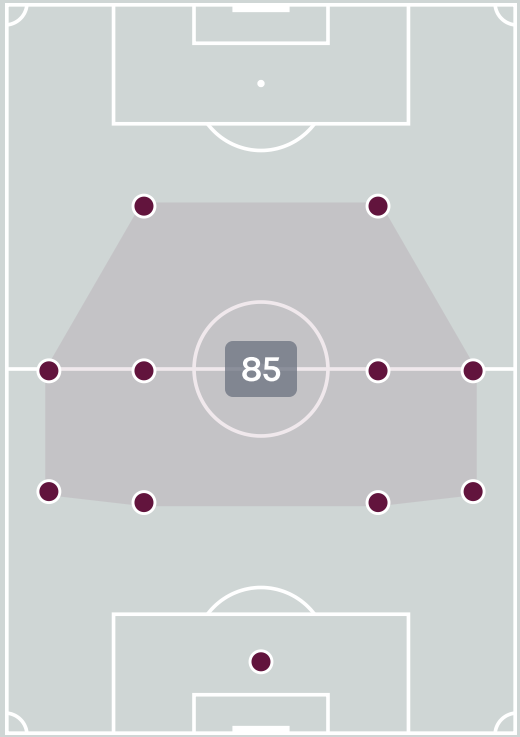

Offers Made Outside Shape

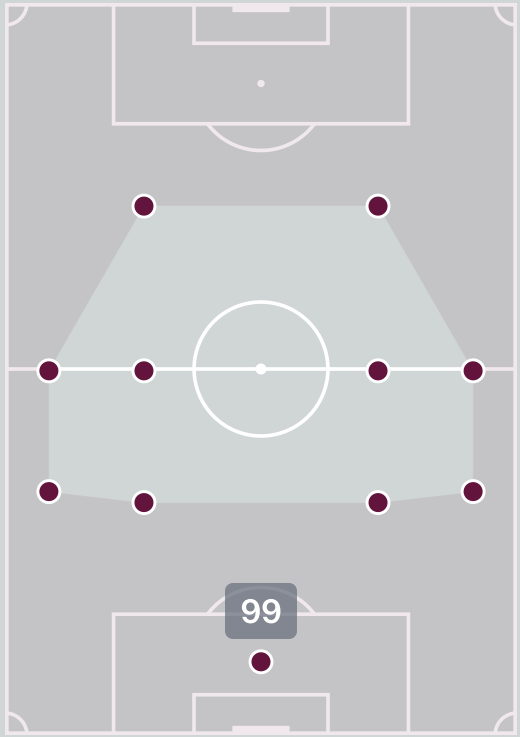

#	Player	Offers Made	Offers Received	% Made & Received
16	MALEK AMR	0	0	0%
2	MOHAMED DEIZL	7	4	57.1%
3	ADAM YOUSSEF	3	3	100%
6	ADEL ALAA	31	18	58.1%
7	MOHAMED GAMAL	32	10	31.2%
8	AHMED BESHIR	23	10	43.5%
9	ADHAM HASSEIB	0	0	0%
10	AHMED SAFWAT	41	15	36.6%
15	OMAR ABDELRAHIM	18	5	27.8%
19	KHALED MOKHTAR	13	4	30.8%
21	YOUSEF ABDULLAH	3	3	100%
12	AMIER HASSAN	0	0	0%
14	ZIAD SOUIDI	2	1	50%
17	KHALED ABOUELROKAB	1	0	0%
18	SAIF KARIM	1	0	0%
20	AMIR ABOUELEZZ	9	0	0%

Movement to Receive

Qatar

Movement Types by Phase

Final Third Phase

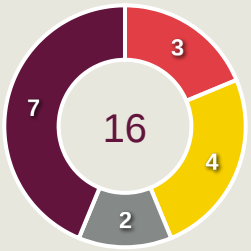

Progression Phase

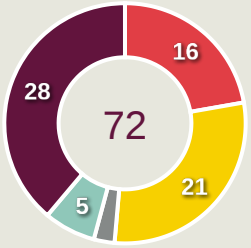

Build Up Phase

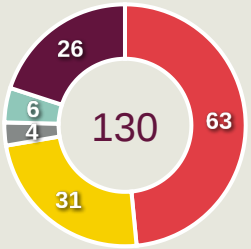

All Movement Types

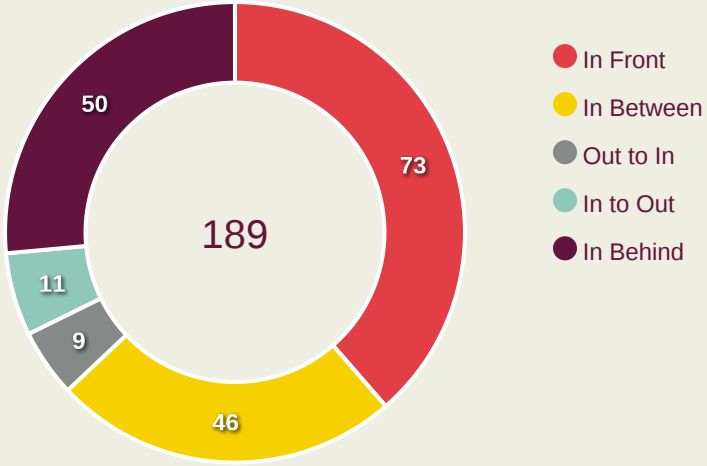

Top Ranked Players

Type	Player	Movements
In Front	8 MOHAMED FADL	19
In Between	19 AMR EZZAT	12
Out to In	11 KUNLE TOKODE	4
In to Out	2 MATEO ESPARZAARIZA	4
In Behind	11 KUNLE TOKODE	12

Movement Types Pitch Third

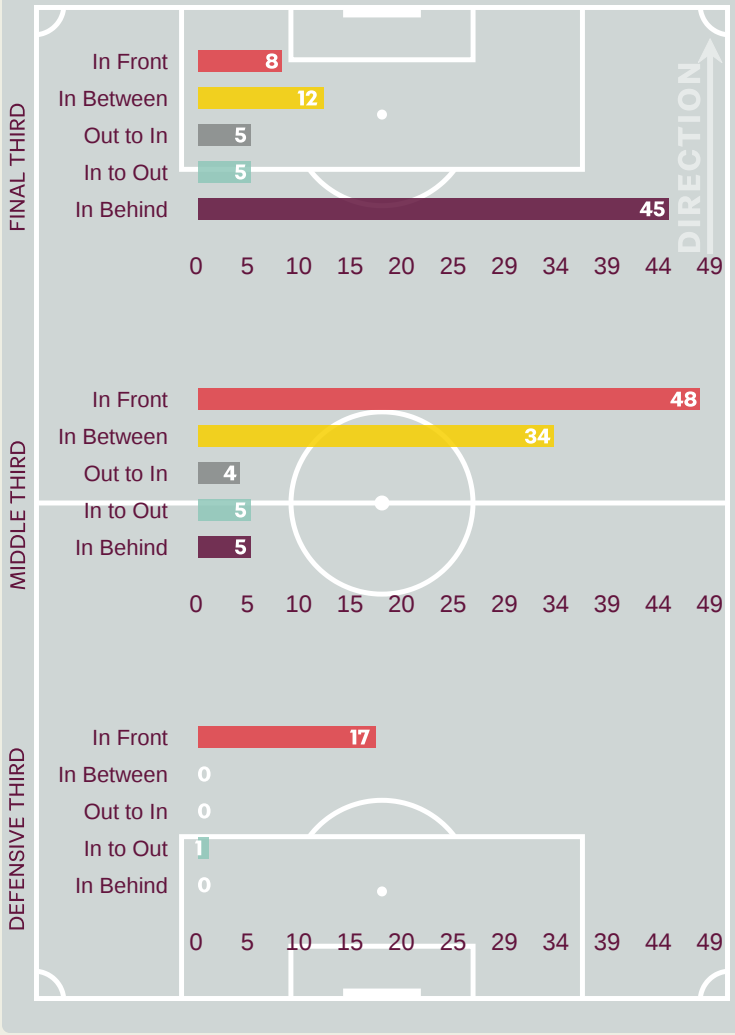

Movement to Receive

Egypt

Movement Types by Phase

Final Third Phase

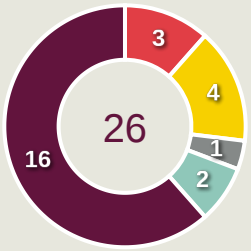

Progression Phase

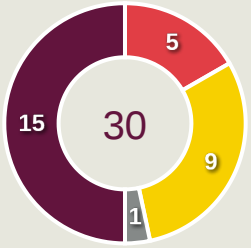

Build Up Phase

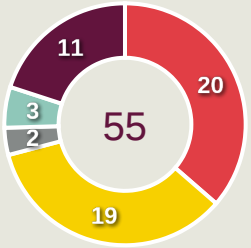

All Movement Types

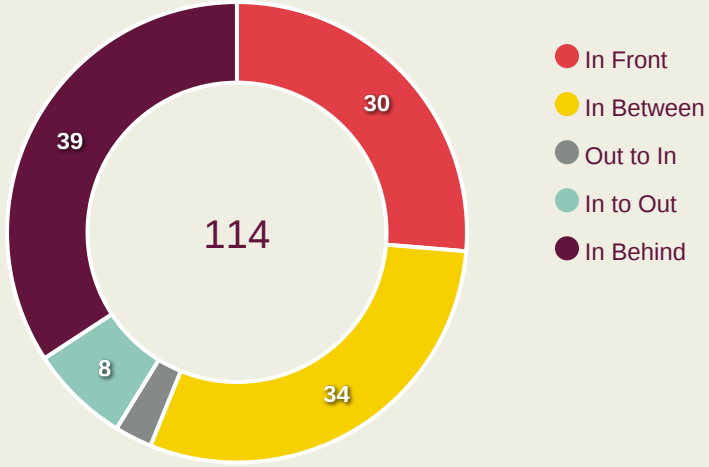

Top Ranked Players

Type	Player	Movements
In Front	10 AHMED SAFWAT	9
In Between	8 AHMED BESHIR	9
Out to In	2 MOHAMED DEIZL	1
In to Out	10 AHMED SAFWAT	3
In Behind	10 AHMED SAFWAT	14

Movement Types Pitch Third

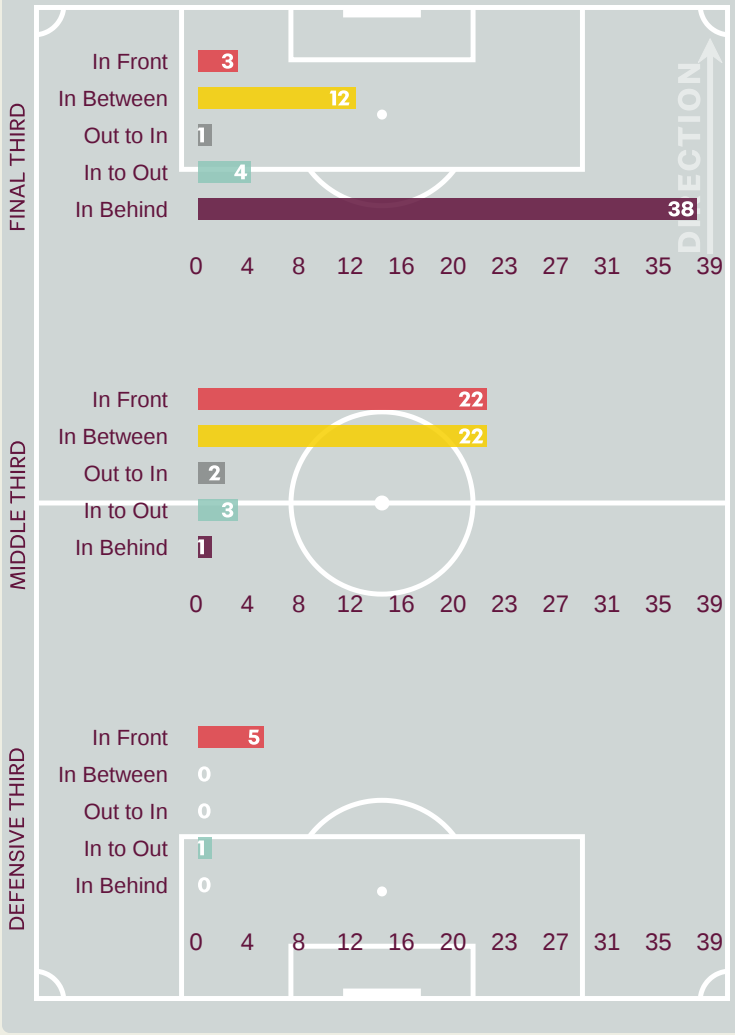

OUT OF POSSESSION



Qatar v Egypt

Defensive Actions

Qatar

31	59	5	33	3
Forced Turnovers	Possession Regained	Interceptions	Tackles	Possession Actions / Defensive Action

Forced Turnovers

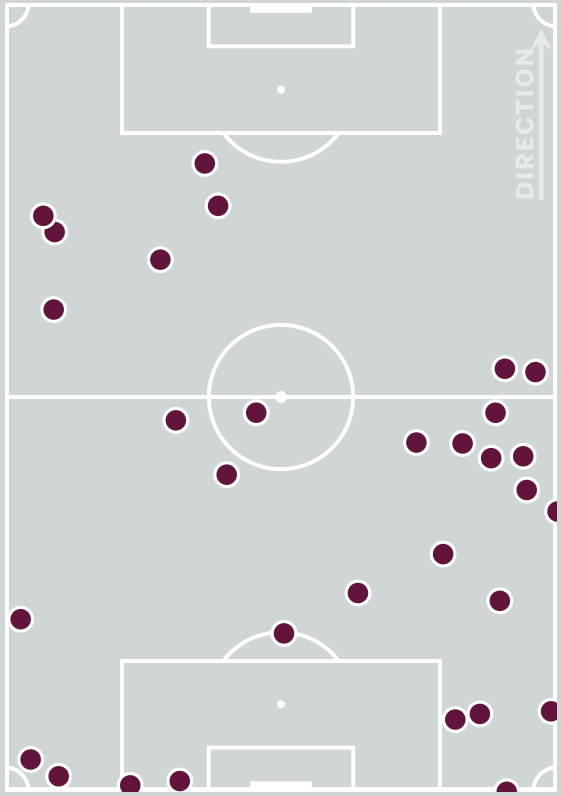

Possession Regain

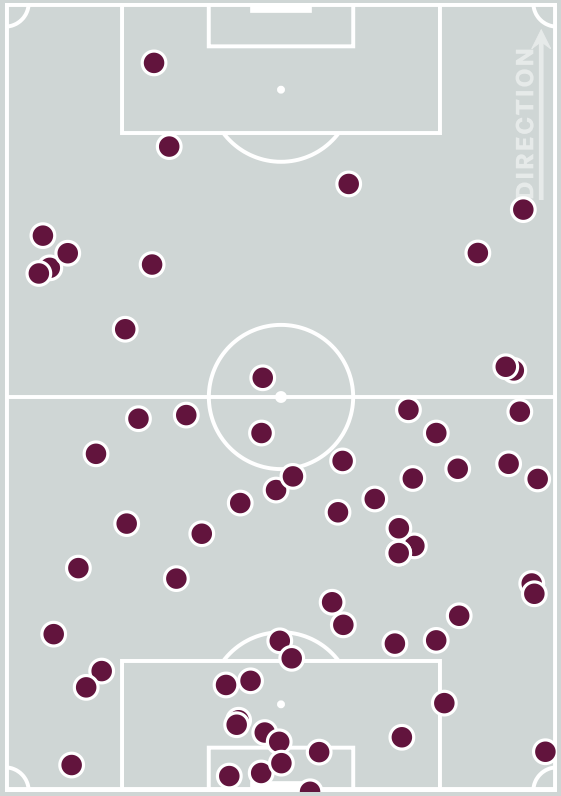

Blocks

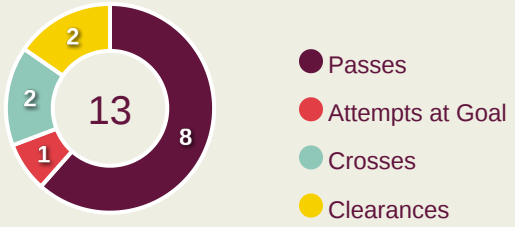

Possession Contests

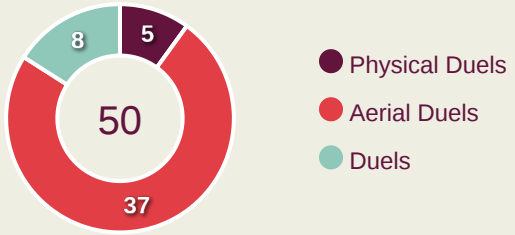

Most Possession Regains

10

SAMI DARANI

LEFT CENTRE BACK

#	Player	Total Possession Regains
1	BAKRI MOHAMED	7
2	MATEO ESPARZAARIZA	8
3	ADHAM ADNAN	5
4	SAMI DARANI	10
5	TAHA NASSIR	5
6	HADI KHALIL	2
7	DHIAEDDINE BENYATLA	2
8	MOHAMED FADL	5
11	KUNLE TOKODE	4
18	SHAHER ROUSTOM	3
19	AMR EZZAT	1
9	MOHSAIN ALHAJRI	0
10	AHMED ABOUELKOMSAN	1
14	OMAR AYMAN	3
17	CRISTIANO SORIACABRERA	1
20	ABDOULAYE NDIAYE	2

Defensive Actions

Egypt

37	38	6	31	3.43
Forced Turnovers	Possession Regained	Interceptions	Tackles	Possession Actions / Defensive Action

Forced Turnovers

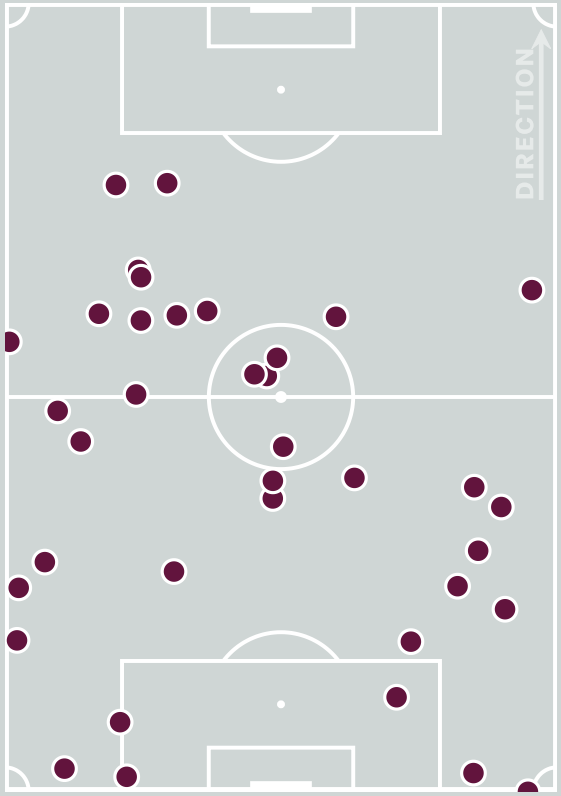

Possession Regain

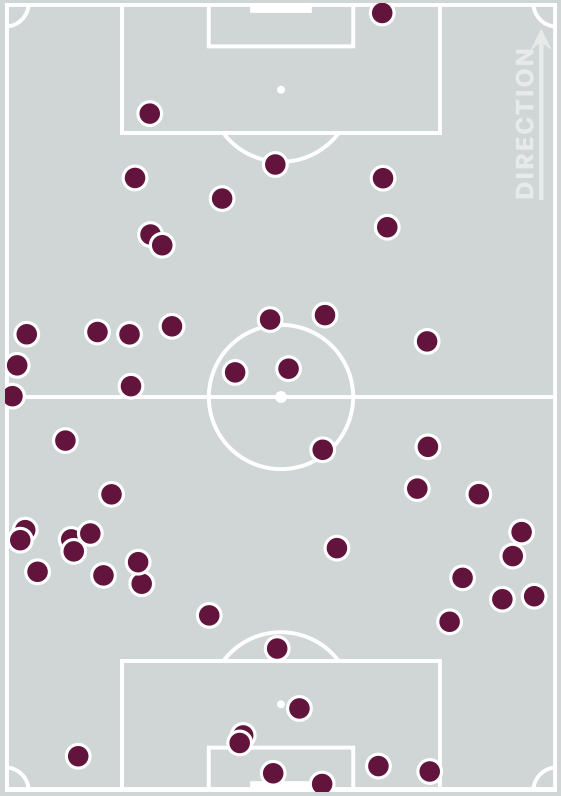

Blocks

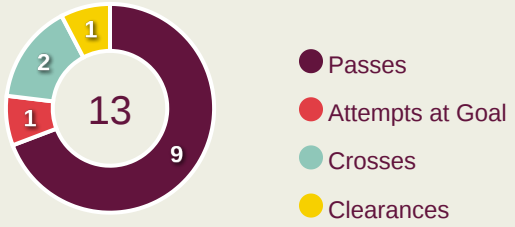

Possession Contests

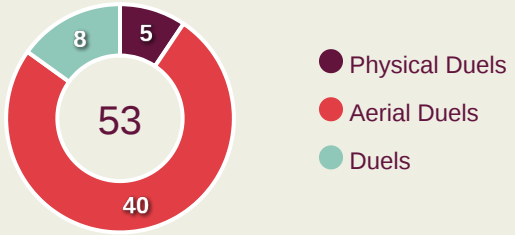

Most Possession Regains

7

MOHAMED DEIZL

RIGHT BACK

#	Player	Total Possession Regains
16	MALEK AMR	2
2	MOHAMED DEIZL	7
3	ADAM YOUSSEF	0
6	ADEL ALAA	6
7	MOHAMED GAMAL	5
8	AHMED BESHIR	1
9	ADHAM HASSEIB	1
10	AHMED SAFWAT	4
15	OMAR ABDELRAHIM	3
19	KHALED MOKHTAR	2
21	YOUSEF ABDULLAH	3
12	AMIER HASSAN	0
14	ZIAD SOUIDI	2
17	KHALED ABOUELROKAB	0
18	SAIF KARIM	1
20	AMIR ABOUELEZZ	1

Defensive Line Height & Team Length

Qatar

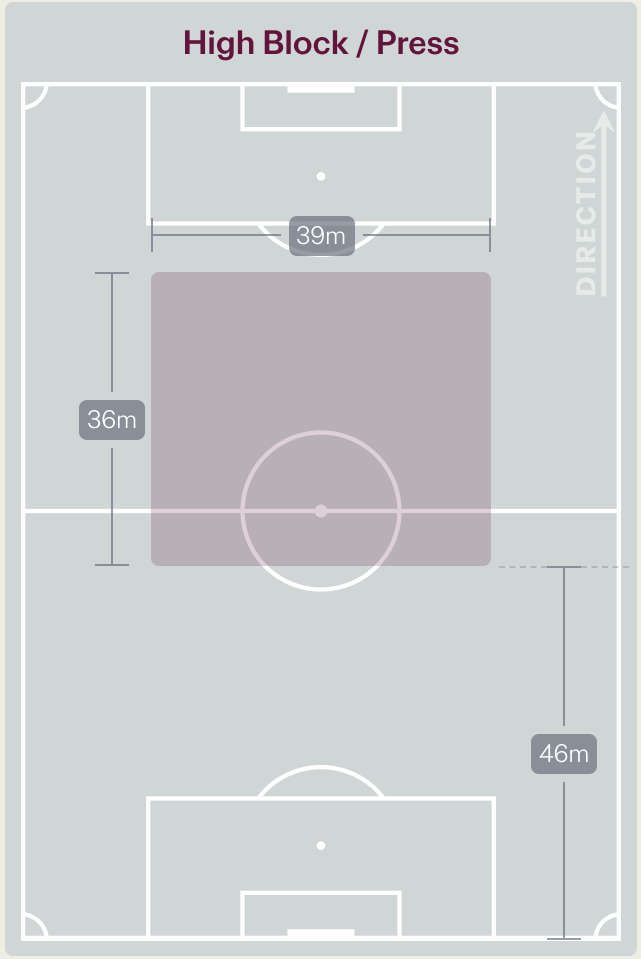

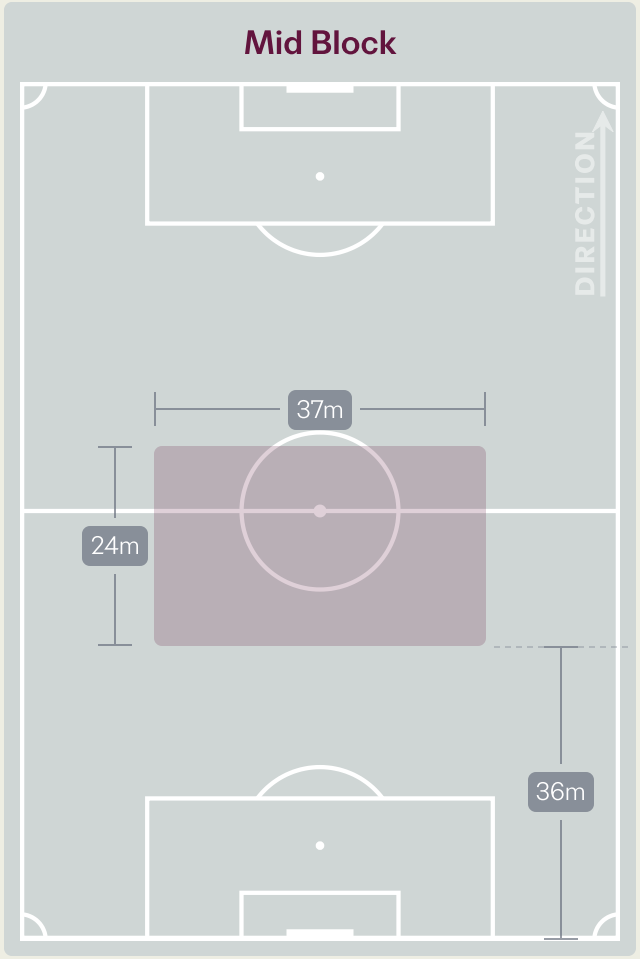

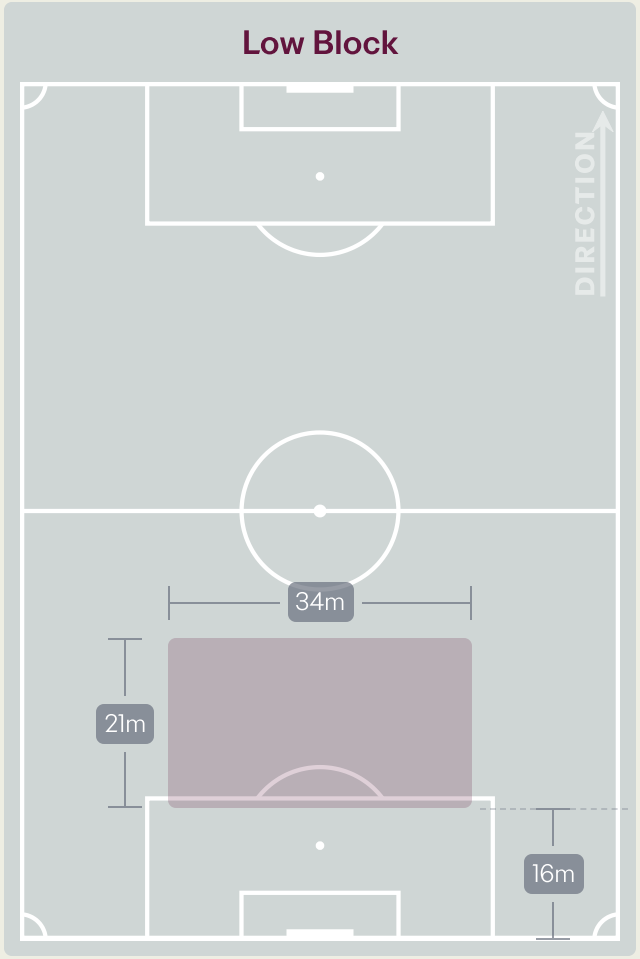

Defensive Line Height & Team Length

Egypt

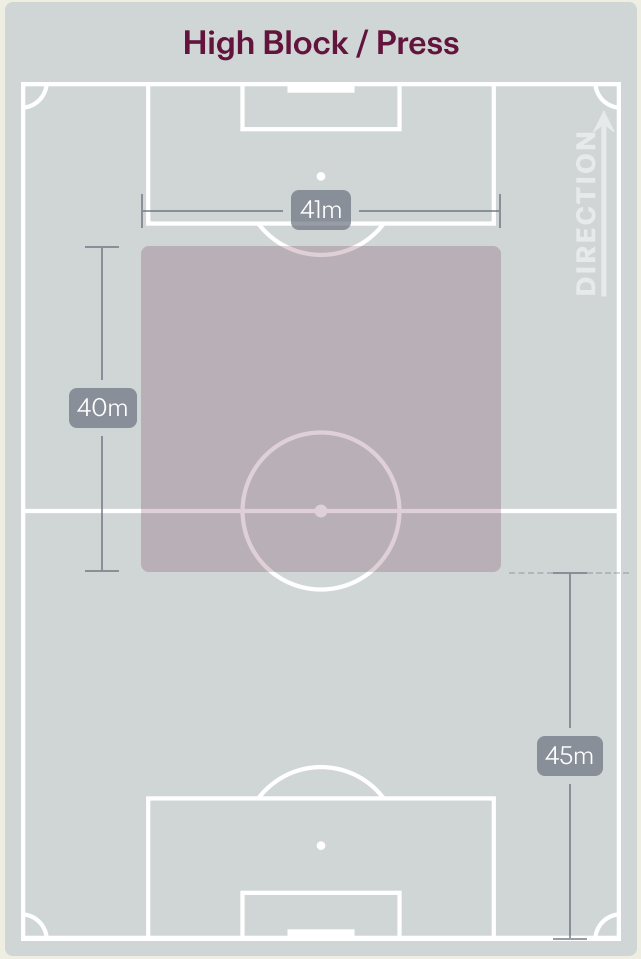

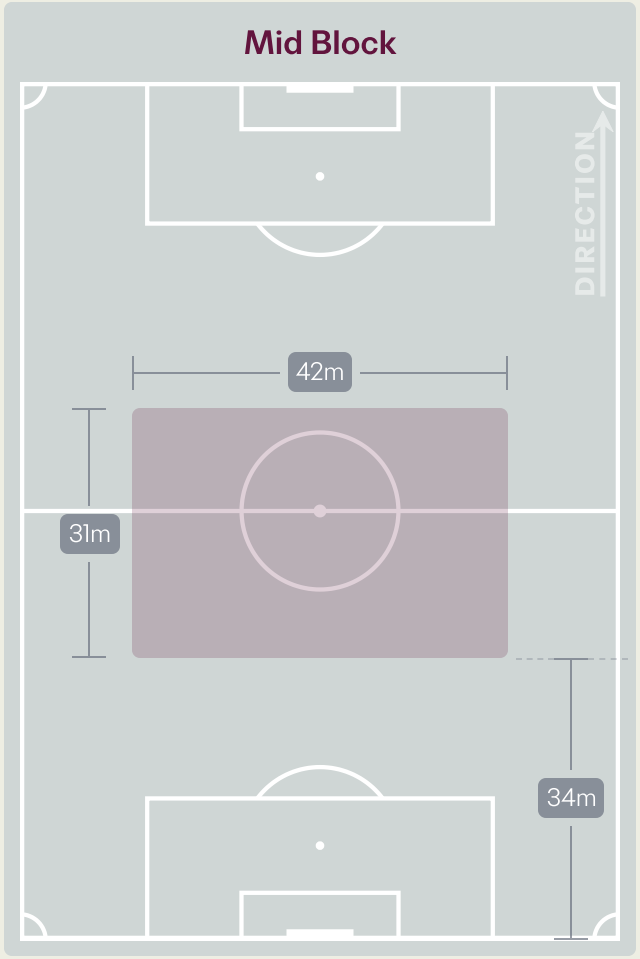

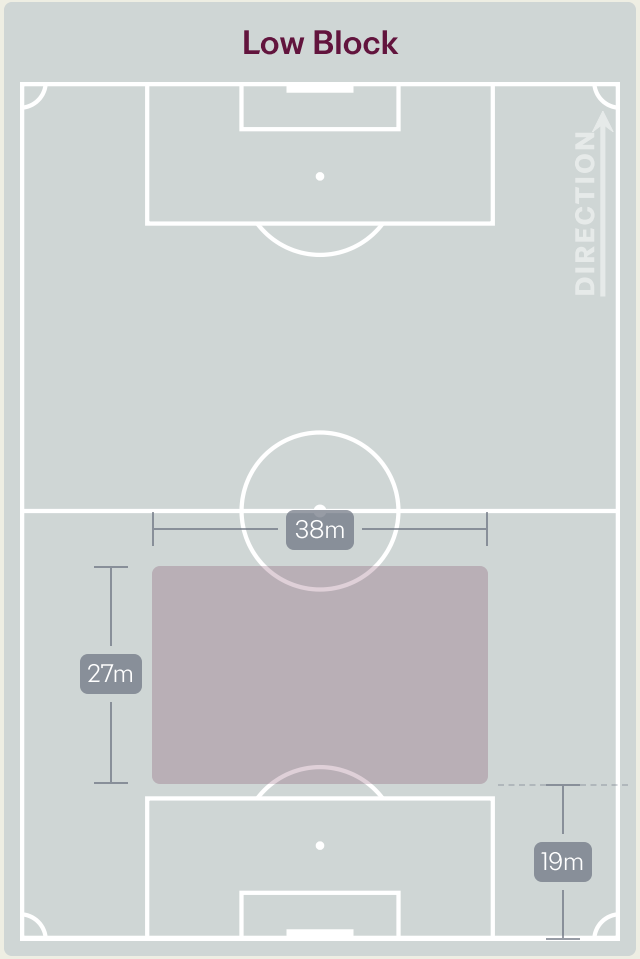

22 November 2026 - Aspire Zone - Pitch 2 - Ibrahim Khalfan - 18:00

Defensive Pressure

Qatar

Egypt

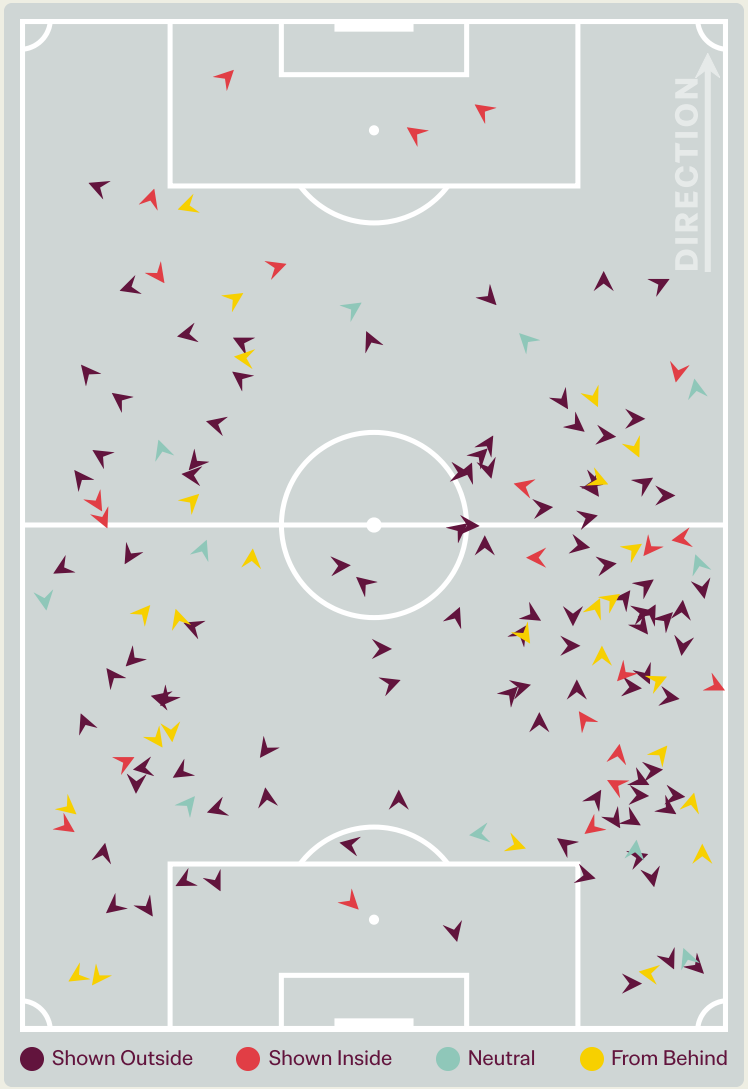

157	Total Pressures	197
40	Direct Pressures	52
1.82s	Avg Pressure Duration	1.99s
31	Forced Turnovers	37
11.8s	Ball Recovery Time	16.61s
72	Pushing on into Pressing	80
139	Pushing on	206
22	Pressing Direction Inside	28
98	Pressing Direction Outside	120

Most Direct Pressures

8

DHIAEDDINE BENYATLA

ATTACKING MIDFIELD RIGHT

Most Direct Pressures

12

MOHAMED DEIZL

RIGHT BACK



FIFA U17 WORLD CUP QATAR 2026

GOALKEEPING



Qatar v Egypt

Goalkeeping Involvement

Qatar

Qatar GK Involvement Timeline

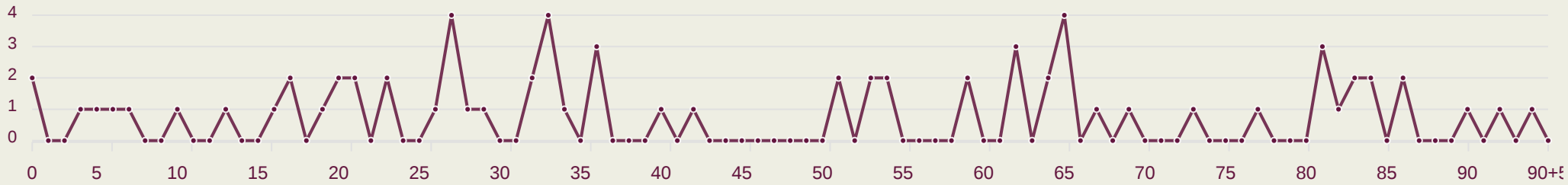

71

Total Involvements

Egypt

Egypt GK Involvement Timeline

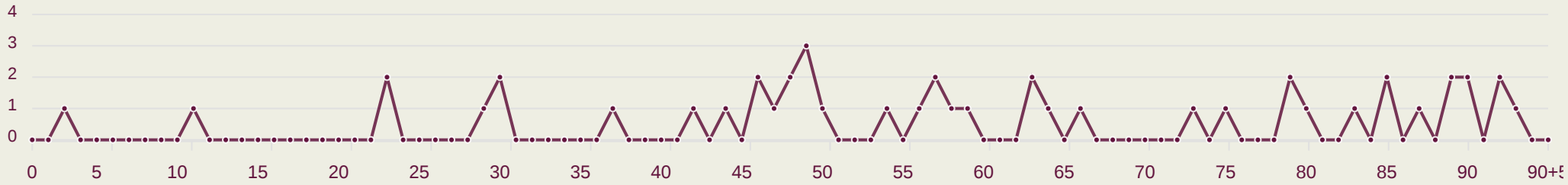

47

Total Involvements

Goalkeeping Distribution

Qatar

Kick from Feet

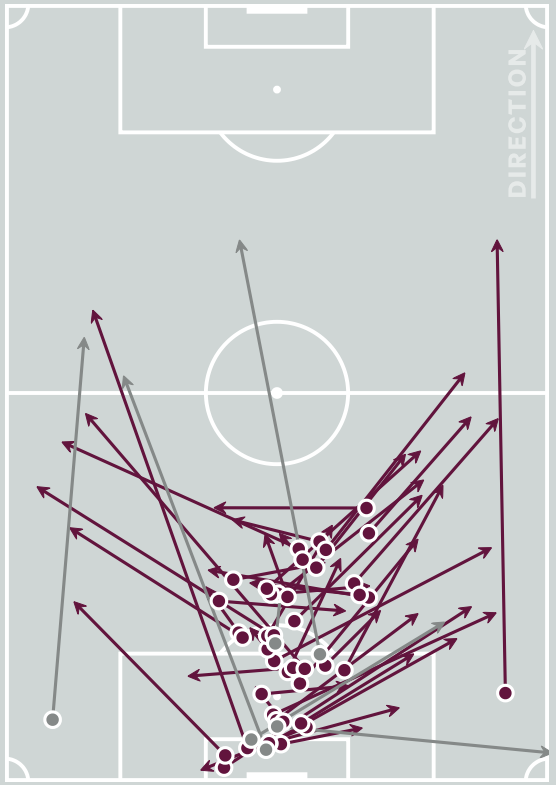

Complete Incomplete

- Play Onto
- Play Into
- Play Around
- Play Through
- Play Beyond
- Other

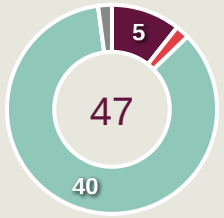

Kick from Hands

Complete Incomplete

- Side Kick
- From Hands
- Drop Kick

0

Throw Distribution

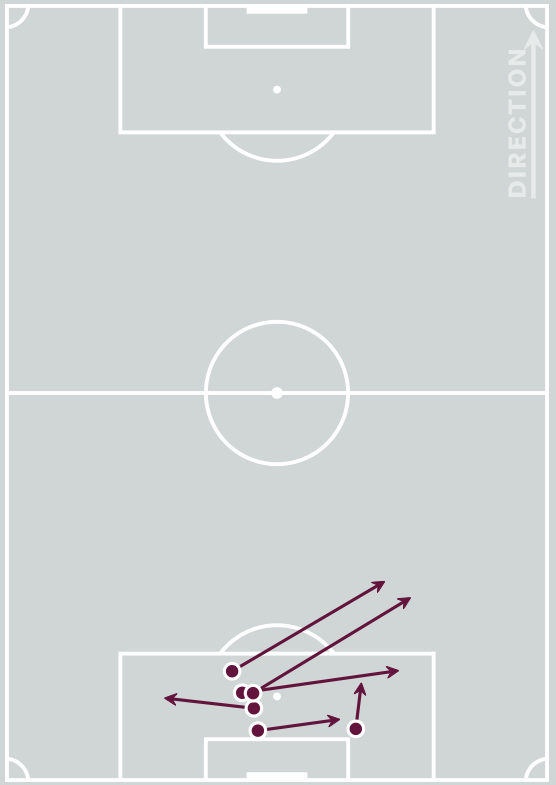

Complete Incomplete

- Over Arm
- Under Arm
- Side Arm
- Chest



Total Distributions

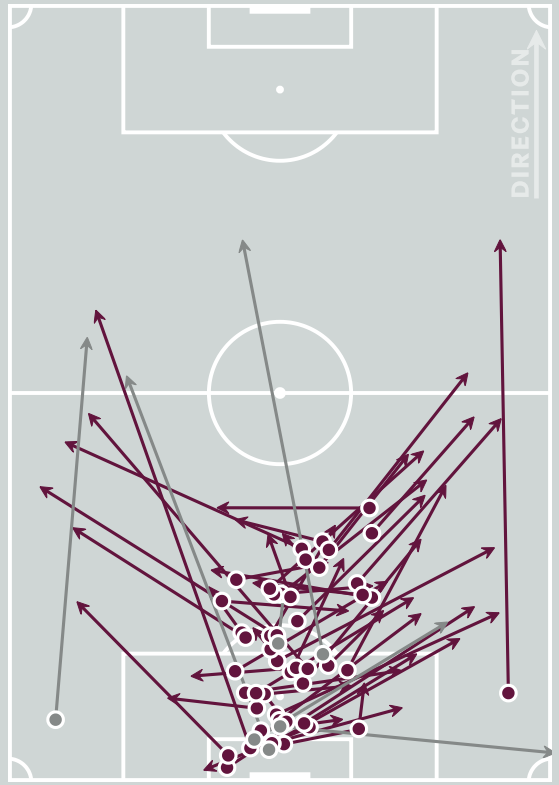

Complete Incomplete

6

Goalkeeper Line Breaks

Goalkeeping Distribution

Egypt

Kick from Feet

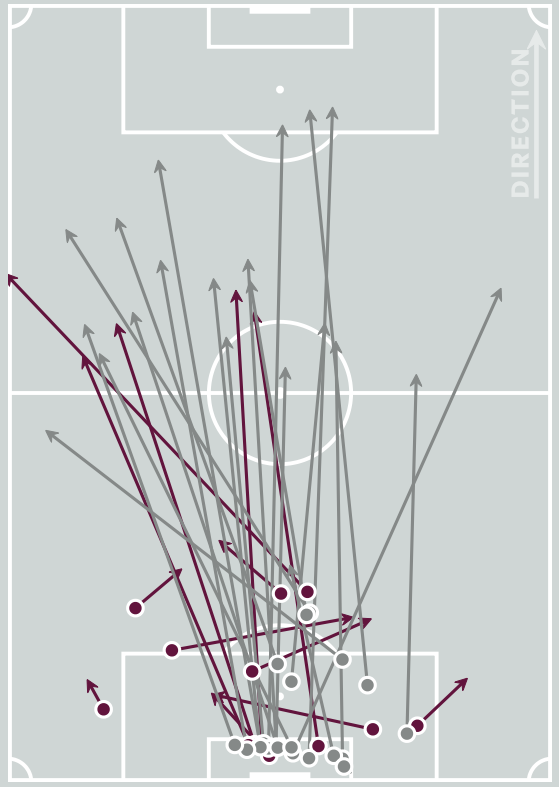

Complete Incomplete

- Play Onto
- Play Into
- Play Around
- Play Through
- Play Beyond
- Other

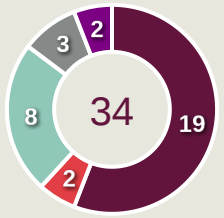

Kick from Hands

Complete Incomplete

- Side Kick
- From Hands
- Drop Kick

0

Throw Distribution

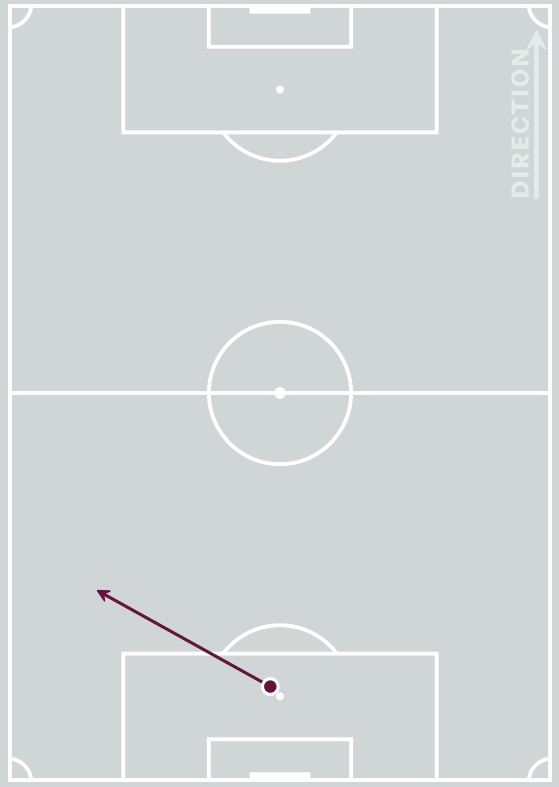

Complete Incomplete

- Over Arm
- Under Arm
- Side Arm
- Chest

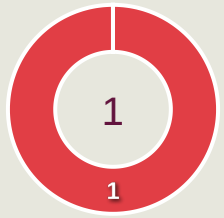

Total Distributions

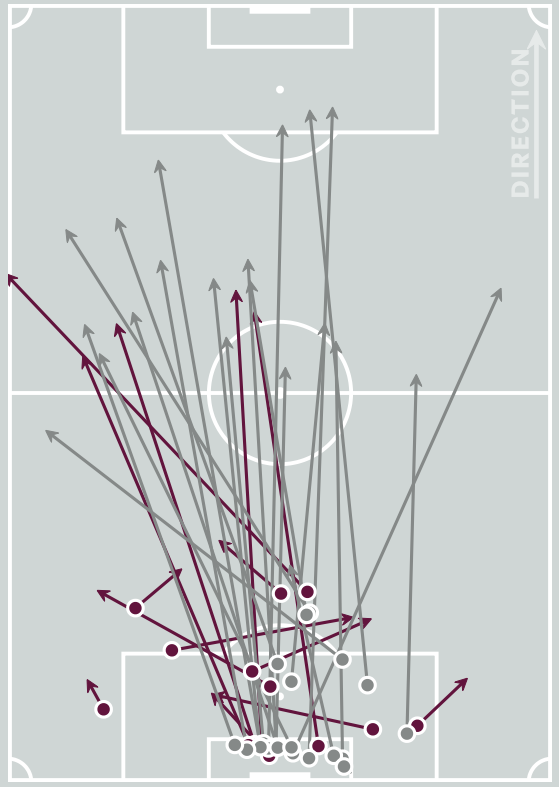

Complete Incomplete

25

Goalkeeper Line Breaks

Goal Prevention

Qatar

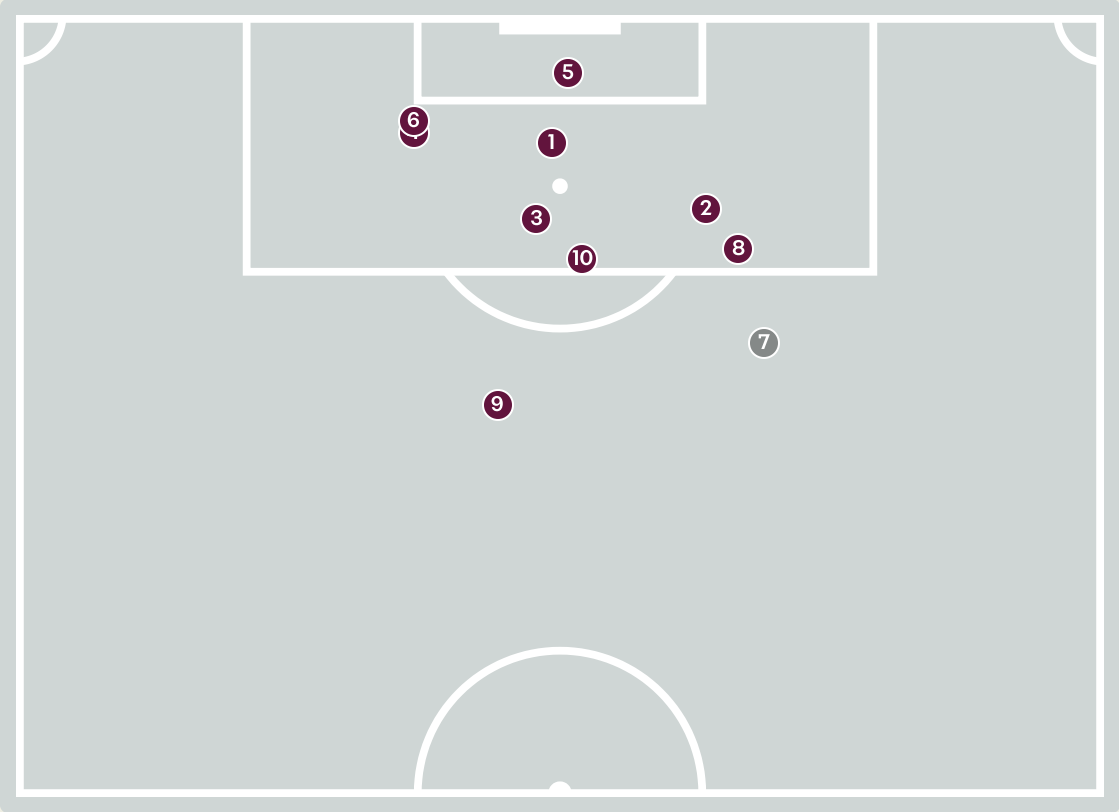

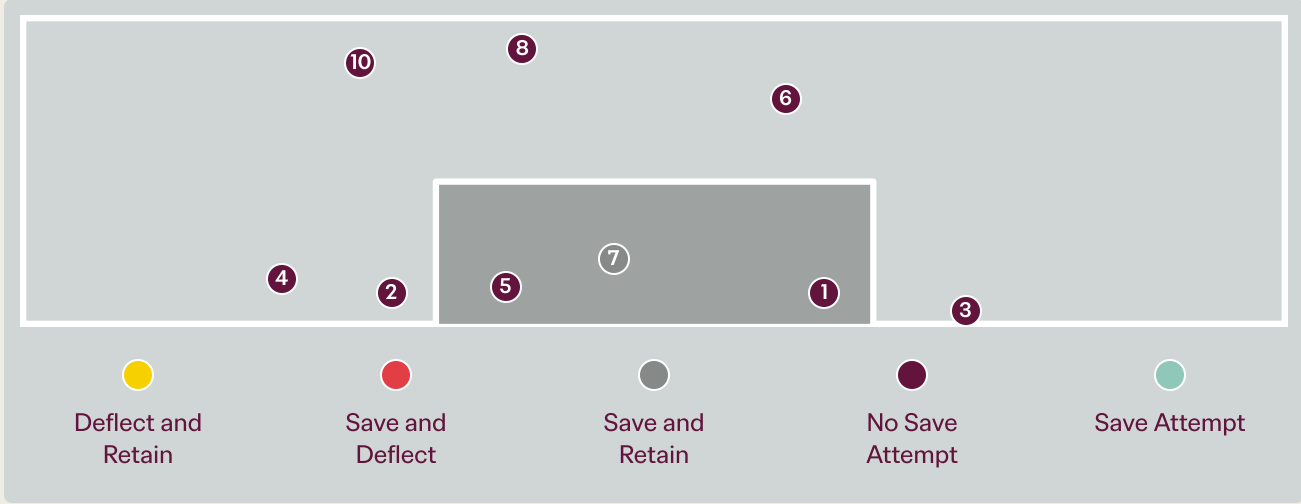

10

Total Attempts on Goal Faced

33

Save %

Intervention Type



Intervention Body Type

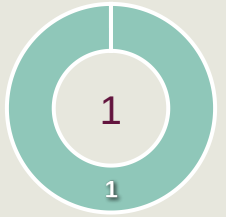

Total Attempts on Goal Faced	Total Goal Interventions	Save & Retain	Deflect & Retain	Save & Deflect	Save Attempt	No Save Attempt
10	1	1	0	0	0	9

Goal Prevention

Egypt

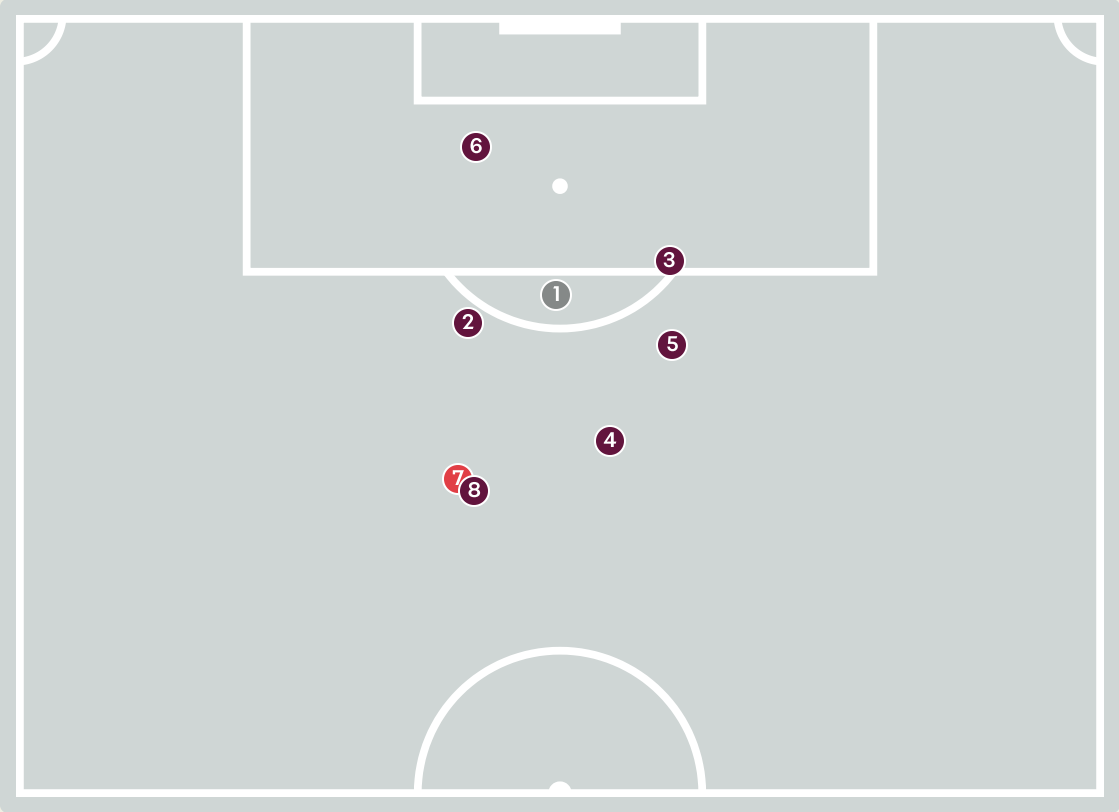

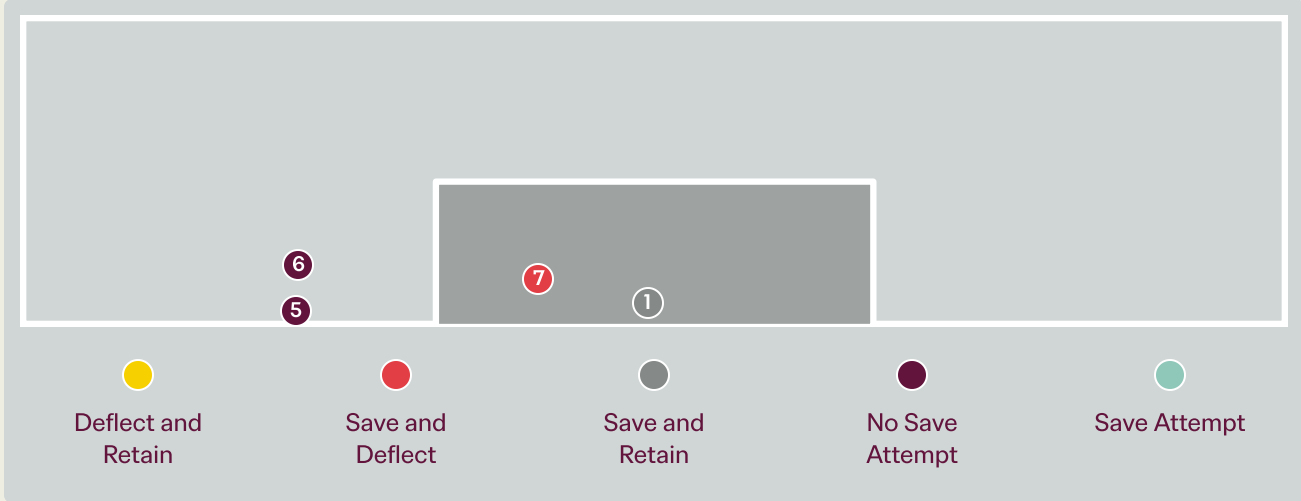

Intervention Type



Intervention Body Type

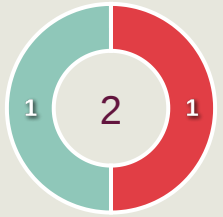

8

Total Attempts on Goal Faced

100

Save %

Total Attempts on Goal Faced	Total Goal Interventions	Save & Retain	Deflect & Retain	Save & Deflect	Save Attempt	No Save Attempt
8	2	1	0	1	0	6

Aerial Control

Qatar

2
Total Interventions

1	1	0
Complete	Punches	Incomplete

0	0	0
Complete	Claims	Incomplete

0	1	0
Complete	Tipped/Palmed	Incomplete

Crosses Faced

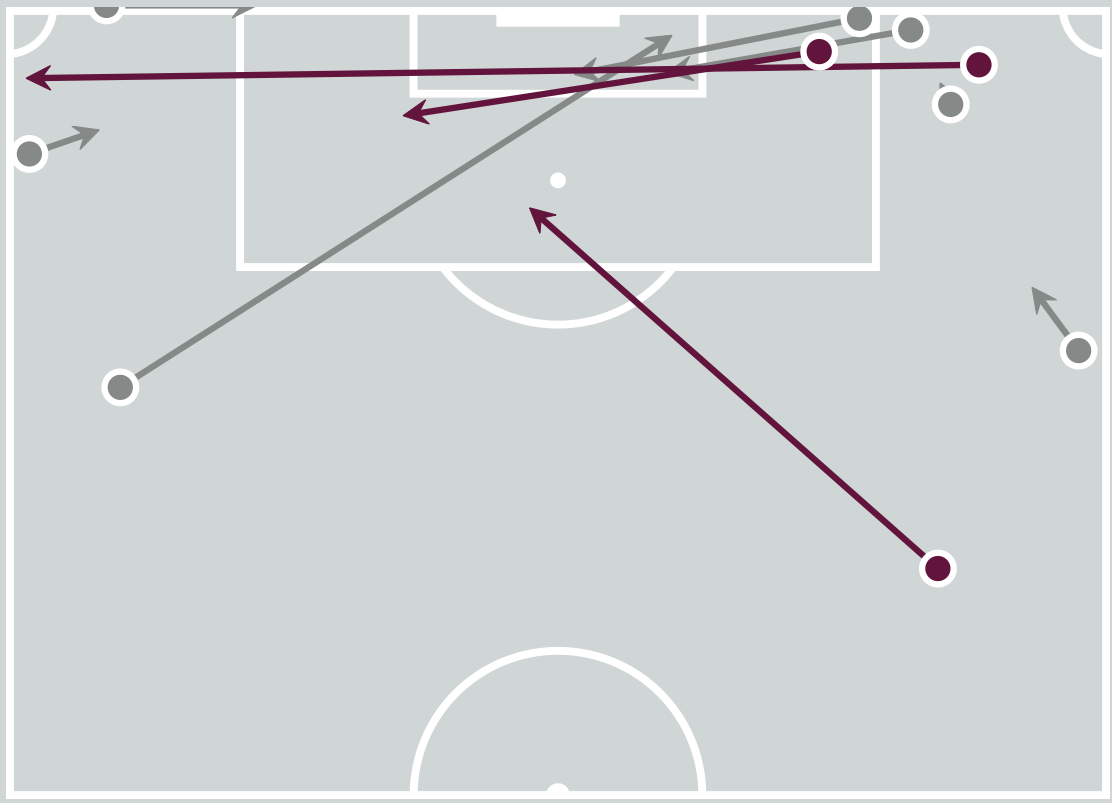

Delivery Types Faced

Total	In Swing	Out Swing	Driven	Lofted	Cutback	Push
14	5	3	0	3	1	2

Aerial Control

Egypt

2
Total Interventions

2	2	0
Complete	Punches	Incomplete

0	0	0
Complete	Claims	Incomplete

0	0	0
Complete	Tipped/Palmed	Incomplete

Crosses Faced

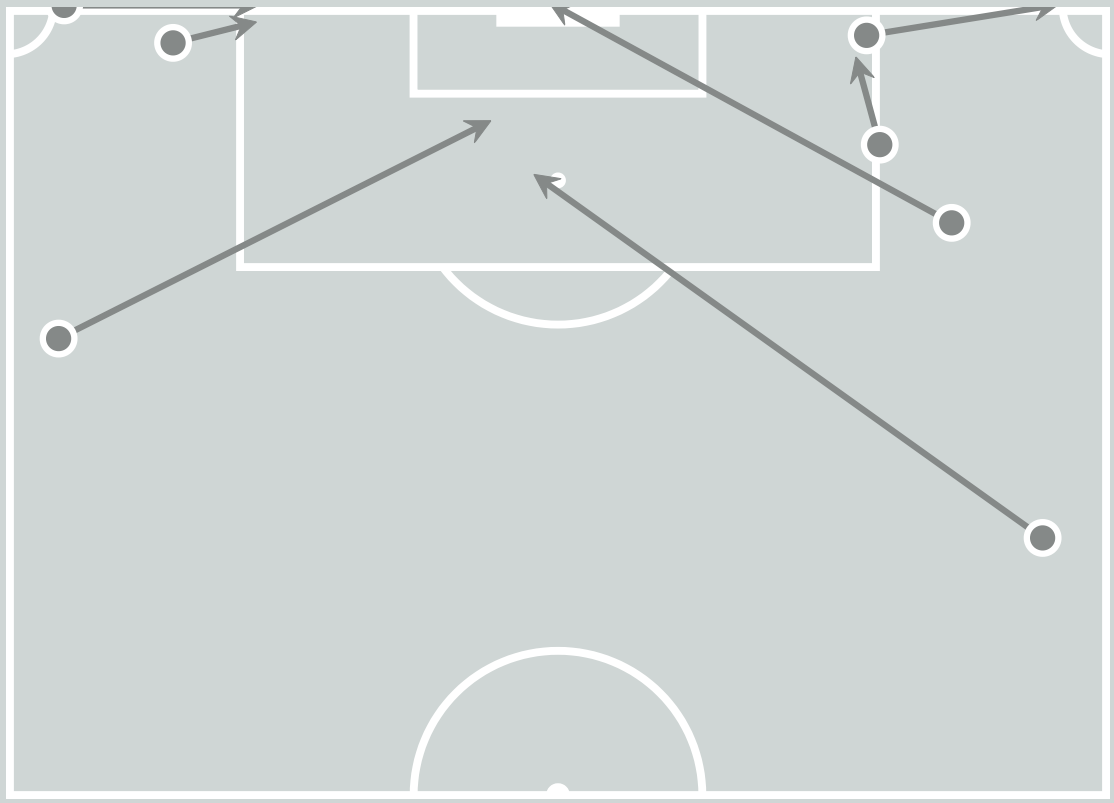

Delivery Types Faced

Total	In Swing	Out Swing	Driven	Lofted	Cutback	Push
12	4	4	0	3	1	0

FIFA U17 WORLD CUP QATAR 2026

SET PLAYS



Qatar v Egypt

Set Plays

Qatar

41
Total Set Plays

17
Total Free Kicks

0
Total Penalties

3
Total Corners

21
Total Throw Ins

Free Kicks	
Type	**Total**
Direct	16
Direct (on target)	0
Direct (off target)	0
Indirect	1

Corners			
Delivery Type	**From Left Side**	**From Right Side**	**Total**
Direct to Area	3	0	3
Short	0	0	0
Edge of Penalty Area	0	0	0

Corners	
Delivery Style	**Total**
Inswing	2
Outswing	0
Driven	0
Lofted	1

Set Plays

Egypt



36
Total Set Plays

14
Total Free Kicks

0
Total Penalties

2
Total Corners

20
Total Throw Ins

Free Kicks	
Type	**Total**
Direct	13
Direct (on target)	0
Direct (off target)	0
Indirect	1

Corners			
Delivery Type	**From Left Side**	**From Right Side**	**Total**
Direct to Area	1	1	2
Short	0	0	0
Edge of Penalty Area	0	0	0

Corners	
Delivery Style	**Total**
Inswing	2
Outswing	0
Driven	0
Lofted	0

INDIVIDUAL DATA IN POSSESSION



Qatar v Egypt

In Possession - Distributions

Qatar

#	Player	Passes Attempted	Passes Completed	Pass Completion %	Switches of Play	Crosses Attempted	Crosses Completed	Line Breaks Attempted	Line Breaks Completed	Line Break Completion %	Ball Progressions	Take Ons	Step Ins	Attempts at Goal	Goals
1	BAKRI MOHAMED	54	48	89%	0	0	0	6	4	67%	0	0	0	0	0
2	MATEO ESPARZAARIZA	22	15	68%	0	0	0	12	5	42%	1	1	0	0	0
3	ADHAM ADNAN	20	15	75%	0	1	0	5	3	60%	7	4	3	1	0
4	SAMI DARANI	38	35	92%	1	0	0	11	8	73%	2	0	2	0	0
5	TAHA NASSIR	69	63	91%	2	0	0	20	14	70%	1	0	1	0	0
6	HADI KHALIL	23	18	78%	1	1	0	13	10	77%	10	5	5	1	0
7	DHIAEDDINE BENYATLA	6	4	67%	0	2	0	2	1	50%	7	7	0	0	0
8	MOHAMED FADL	38	35	92%	0	0	0	8	6	75%	1	1	0	1	0
11	KUNLE TOKODE	13	8	62%	1	3	1	10	8	80%	7	4	3	1	0
18	SHAHER ROUSTOM	14	10	71%	1	1	0	4	1	25%	0	0	0	0	0
19	AMR EZZAT	7	4	57%	0	0	0	4	2	50%	0	0	0	1	0
9	MOHSAIN ALHAJRI	7	6	86%	0	0	0	2	1	50%	1	1	0	1	0
10	AHMED ABOUELKOMSAN	4	4	100%	0	1	0	1	0	0%	0	0	0	1	0
14	OMAR AYMAN	32	27	84%	2	0	0	9	6	67%	0	0	0	1	0
17	CRISTIANO SORIACABRERA	5	3	60%	0	0	0	0	0	0%	1	1	0	0	0
20	ABDOULAYE NDIAYE	10	8	80%	0	3	0	2	1	50%	2	2	0	0	0

In Possession - Offers & Receptions

Qatar

			Offer movement types						
#	Player	Total Offers	In Front	In Between	Out to In	In to Out	In Behind	No Movement	Offers Received
1	BAKRI MOHAMED	3	0	0	0	0	0	3	3
2	MATEO ESPARZAARIZA	35	10	7	1	4	11	2	2
3	ADHAM ADNAN	21	1	6	1	1	10	2	3
4	SAMI DARANI	8	6	0	0	0	0	2	2
5	TAHA NASSIR	1	1	0	0	0	0	0	0
6	HADI KHALIL	24	14	0	1	2	1	6	7
7	DHIAEDDINE BENYATLA	14	1	3	0	0	7	3	2
8	MOHAMED FADL	31	19	3	0	0	1	8	15
11	KUNLE TOKODE	52	6	5	4	2	12	23	12
18	SHAHER ROUSTOM	4	0	2	0	0	0	2	3
19	AMR EZZAT	22	2	12	0	2	5	1	2
9	MOHSAIN ALHAJRI	4	2	0	0	0	1	1	0
10	AHMED ABOUELKOMSAN	7	4	0	0	0	0	3	2
14	OMAR AYMAN	10	6	1	0	0	0	3	7
17	CRISTIANO SORIACABRERA	7	0	5	1	0	1	0	0
20	ABDOULAYE NDIAYE	9	1	2	1	0	1	4	4

In Possession - Distributions

Egypt



#	Player	Passes Attempted	Passes Completed	Pass Completion %	Switches of Play	Crosses Attempted	Crosses Completed	Line Breaks Attempted	Line Breaks Completed	Line Break Completion %	Ball Progressions	Take Ons	Step Ins	Attempts at Goal	Goals
16	MALEK AMR	36	14	39%	0	0	0	25	5	20%	0	0	0	0	0
2	MOHAMED DEIZL	40	32	80%	2	2	1	15	9	60%	3	3	0	0	0
3	ADAM YOUSSEF	64	59	92%	1	0	0	14	10	71%	1	1	0	0	0
6	ADEL ALAA	41	38	93%	0	0	0	6	5	83%	0	0	0	0	0
7	MOHAMED GAMAL	43	40	93%	0	5	0	19	15	79%	7	5	2	0	0
8	AHMED BESHIR	20	19	95%	1	0	0	5	5	100%	0	0	0	2	0
9	ADHAM HASSEIB	7	6	86%	0	0	0	3	3	100%	1	1	0	1	0
10	AHMED SAFWAT	34	28	82%	1	4	1	7	5	71%	5	4	1	1	1
15	OMAR ABDELRAHIM	19	15	79%	0	0	0	5	3	60%	2	1	1	1	0
19	KHALED MOKHTAR	4	3	75%	0	0	0	0	0	0%	0	0	0	1	1
21	YOUSEF ABDULLAH	16	14	88%	0	3	1	2	2	100%	6	6	0	2	0
12	AMIER HASSAN	0	0	0%	0	0	0	0	0	0%	0	0	0	0	0
14	ZIAD SOUIDI	18	13	72%	0	0	0	5	3	60%	5	4	1	1	0
17	KHALED ABOUELROKAB	1	1	100%	0	0	0	0	0	0%	0	0	0	0	0
18	SAIF KARIM	3	2	67%	0	0	0	1	0	0%	0	0	0	0	0
20	AMIR ABOUELEZZ	6	4	67%	1	0	0	1	0	0%	2	2	0	1	0

In Possession - Offers & Receptions

Egypt

			Offer movement types						
#	Player	Total Offers	In Front	In Between	Out to In	In to Out	In Behind	No Movement	Offers Received
16	MALEK AMR	0	0	0	0	0	0	0	0
2	MOHAMED DEIZL	7	0	0	1	0	3	3	4
3	ADAM YOUSSEF	3	0	0	0	0	0	3	3
6	ADEL ALAA	31	2	0	0	0	1	28	18
7	MOHAMED GAMAL	32	7	4	0	1	4	16	10
8	AHMED BESHIR	23	2	9	0	1	4	7	10
9	ADHAM HASSEIB	0	0	0	0	0	0	0	0
10	AHMED SAFWAT	41	9	6	1	3	14	8	15
15	OMAR ABDELRAHIM	18	7	7	1	1	0	2	5
19	KHALED MOKHTAR	13	1	2	0	2	7	1	4
21	YOUSEF ABDULLAH	3	1	0	0	0	1	1	3
12	AMIER HASSAN	0	0	0	0	0	0	0	0
14	ZIAD SOUIDI	2	1	0	0	0	1	0	1
17	KHALED ABOUELROKAB	1	0	0	0	0	1	0	0
18	SAIF KARIM	1	0	1	0	0	0	0	0
20	AMIR ABOUELEZZ	9	0	5	0	0	3	1	0

INDIVIDUAL DATA
OUT OF POSSESSION



Qatar v Egypt

Out of Possession

Qatar

#	Player	Tackles Made / Won	Blocks	Interceptions	Pressing Direct	Pressing Indirect	Duels Won - Aerial	Duels Won - Physical	Possession Contests won	Clearances	Loose Ball Receptions	Pushing On	Pushing On into Pressing	Possession Regains	Possession Interrupted
1	BAKRI MOHAMED	0 / 0	0	0	0	0	0	0	0	0	1	0	0	7	0
2	MATEO ESPARZAARIZA	5 / 1	2	0	6	11	1	0	1	9	3	27	12	8	5
3	ADHAM ADNAN	5 / 2	2	2	1	11	1	0	1	1	5	17	7	5	1
4	SAMI DARANI	5 / 2	0	0	1	1	4	3	7	10	1	6	2	10	5
5	TAHA NASSIR	1 / 0	0	0	1	1	2	1	3	12	6	2	1	5	7
6	HADI KHALIL	2 / 1	1	1	5	22	0	0	0	1	8	22	13	2	2
7	DHIAEDDINE BENYATLA	1 / 1	1	1	8	23	0	0	0	0	2	16	15	2	0
8	MOHAMED FADL	4 / 1	3	0	4	10	1	0	2	5	5	7	1	5	6
11	KUNLE TOKODE	4 / 1	1	0	6	13	2	0	3	0	4	14	8	4	1
18	SHAHER ROUSTOM	1 / 0	0	0	1	1	1	0	1	3	3	1	1	3	3
19	AMR EZZAT	3 / 0	1	0	1	11	1	0	1	1	4	9	4	1	1
9	MOHSAIN ALHAJRI	0 / 0	1	0	0	6	0	0	0	1	0	6	4	0	2
10	AHMED ABOUELKOMSAN	0 / 0	1	0	0	1	0	0	0	0	0	2	0	1	0
14	OMAR AYMAN	2 / 2	0	1	3	2	2	0	2	1	2	2	0	3	0
17	CRISTIANO SORIACABRERA	0 / 0	0	0	1	0	0	0	1	0	1	4	0	1	0
20	ABDOULAYE NDIAYE	0 / 0	0	0	2	4	2	0	2	2	2	4	4	2	1

Out of Possession

Egypt



#	Player	Tackles Made / Won	Blocks	Interceptions	Pressing Direct	Pressing Indirect	Duels Won - Aerial	Duels Won - Physical	Possession Contests won	Clearances	Loose Ball Receptions	Pushing On	Pushing On into Pressing	Possession Regains	Possession Interrupted
16	MALEK AMR	0 / 0	0	0	0	0	0	0	0	0	1	0	0	2	0
2	MOHAMED DEIZL	6 / 1	2	0	12	8	1	0	2	8	8	20	10	7	5
3	ADAM YOUSSEF	0 / 0	1	0	2	6	0	0	0	3	8	1	1	0	2
6	ADEL ALAA	4 / 2	2	1	6	7	4	0	4	4	1	54	3	6	3
7	MOHAMED GAMAL	6 / 2	1	1	4	14	3	0	4	4	5	22	8	5	6
8	AHMED BESHIR	4 / 0	2	0	5	16	1	0	1	2	6	23	7	1	2
9	ADHAM HASSEIB	0 / 0	0	1	0	0	4	0	5	2	4	7	0	1	2
10	AHMED SAFWAT	2 / 1	0	1	10	43	1	0	1	0	5	39	32	4	1
15	OMAR ABDELRAHIM	3 / 1	1	0	4	17	2	0	2	2	4	13	5	3	2
19	KHALED MOKHTAR	1 / 1	0	0	2	10	0	1	2	0	2	9	4	2	0
21	YOUSEF ABDULLAH	2 / 1	1	1	4	3	0	0	1	2	7	3	2	3	2
12	AMIER HASSAN	0 / 0	0	0	0	0	0	0	0	0	0	0	0	0	0
14	ZIAD SOUIDI	1 / 1	1	1	2	0	0	0	0	0	3	2	1	2	0
17	KHALED ABOUELROKAB	0 / 0	0	0	0	5	0	0	0	0	0	1	1	0	0
18	SAIF KARIM	1 / 0	1	0	1	3	0	0	0	2	1	3	0	1	2
20	AMIR ABOUELEZZ	1 / 0	1	0	0	13	2	0	2	3	4	9	6	1	2

INDIVIDUAL DATA
PHYSICAL



Qatar v Egypt

Physical Data

Qatar

#	Player	Total Distance (m)	Zone 1: 0-7 km/h (m)	Zone 2: 7-15 km/h (m)	Zone 3: 15-20 km/h (m)	Zone 4: 20-25 km/h (m)	Zone 5: 25+ km/h (m)	High Speed Runs (Zone 3)	Sprints (Zone 4 & 5)	Top Speed (km/h)
1	BAKRI MOHAMED	4720.5	3844.6	803.5	54.3	18.1	0	4.0	2.0	23.8
2	MATEO ESPARZAARIZA	10416.7	4019.4	4698.5	1012.5	505.5	180.8	95.0	44.0	29.3
3	ADHAM ADNAN	11633.8	3449.7	5780.8	1541.0	709.0	153.2	132.0	42.0	32.5
4	SAMI DARANI	9900.4	3895.1	4424.4	1062.5	400.4	118.1	101.0	33.0	30.2
5	TAHA NASSIR	10041.3	3948.7	4799.9	944.2	254.2	94.3	86.0	19.0	30.2
6	HADI KHALIL	8824.8	3211.9	3955.9	1137.1	372.7	147.3	92.0	27.0	33.7
7	DHIAEDDINE BENYATLA	6747.6	2474.8	2956.1	843.3	336.8	136.6	83.0	28.0	33.1
8	MOHAMED FADL	10309.7	3387.3	5106.4	1365.8	348.9	101.3	130.0	30.0	30.9
11	KUNLE TOKODE	10637.4	4483.0	3825.5	1276.3	636.2	416.4	108.0	47.0	32.8
18	SHAHER ROUSTOM	6067.1	1659.4	3239.8	859.4	235.3	73.3	79.0	18.0	28.4
19	AMR EZZAT	7633.4	2301.2	3378.7	1191.0	558.7	203.8	118.0	40.0	32.7
9	MOHSAIN ALHAJRI	4409.1	1283.8	2046.7	795.6	239.9	43.1	68.0	15.0	28.7
10	AHMED ABOUELKOMSAN	1104.7	304.4	620.9	135.9	30.3	13.2	13.0	4.0	28.9
14	OMAR AYMAN	6067.6	1865.2	3014.0	859.3	243.0	86.0	75.0	19.0	31.5
17	CRISTIANO SORIACABRERA	2516.9	778.5	1137.5	335.1	152.1	113.7	31.0	13.0	30.7
20	ABDOULAYE NDIAYE	4386.6	1319.9	2161.9	648.3	215.5	41.0	53.0	13.0	33.5

Physical Data

Egypt



#	Player	Total Distance (m)	Zone 1: 0-7 km/h (m)	Zone 2: 7-15 km/h (m)	Zone 3: 15-20 km/h (m)	Zone 4: 20-25 km/h (m)	Zone 5: 25+ km/h (m)	High Speed Runs (Zone 3)	Sprints (Zone 4 & 5)	Top Speed (km/h)
16	MALEK AMR	4096.6	3102.1	940.2	31.5	8.9	13.9	4.0	1.0	28.9
2	MOHAMED DEIZL	10444.0	4233.2	4668.9	939.6	344.0	258.4	78.0	33.0	33.7
3	ADAM YOUSSEF	9265.8	4113.6	4199.3	729.4	209.6	13.9	62.0	15.0	25.9
6	ADEL ALAA	10151.4	4281.3	4250.1	1225.7	369.3	25.0	102.0	28.0	28.3
7	MOHAMED GAMAL	10051.0	4023.3	4414.2	1046.1	438.2	129.1	93.0	30.0	28.0
8	AHMED BESHIR	10787.4	4302.0	4587.4	1284.9	360.8	252.2	101.0	32.0	32.8
9	ADHAM HASSEIB	5146.2	2149.1	2048.0	593.2	224.9	131.1	51.0	20.0	31.2
10	AHMED SAFWAT	9960.9	3957.6	3679.2	1284.3	652.0	387.8	129.0	53.0	31.3
15	OMAR ABDELRAHIM	9552.7	2806.2	4669.5	1659.7	376.9	40.4	134.0	28.0	27.3
19	KHALED MOKHTAR	4913.6	2119.9	2044.3	492.8	198.5	58.2	44.0	17.0	29.3
21	YOUSEF ABDULLAH	8886.9	3457.1	3736.9	908.7	521.5	262.7	81.0	37.0	31.4
12	AMIER HASSAN	1005.2	351.0	561.6	85.3	7.3	0	11.0	1.0	20.9
14	ZIAD SOUIDI	5050.0	2125.8	2145.9	419.5	174.7	184.2	36.0	16.0	34.0
17	KHALED ABOUELROKAB	2001.4	595.9	910.4	316.8	133.6	44.7	29.0	11.0	30.1
18	SAIF KARIM	2473.0	801.1	1234.3	338.6	98.9	0	27.0	7.0	24.2
20	AMIR ABOUELEZZ	5073.9	2030.9	2411.0	440.1	161.9	29.9	37.0	13.0	28.9


FIFA
U17
WORLD CUP
QATAR 2026