FIFA U17 WORLD CUP QATAR 2026

POST MATCH SUMMARY REPORT

Mexico 1 - 0 Romania

Group K - Match 21
21 November 2026
18:30 Kick Off
Aspire Zone - Pitch 8 - Mahmoud Soufi

21 November 2026 - Aspire Zone - Pitch 8 - Mahmoud Soufi - 18:30

Match Summary - Teams

Mexico

1 – 0

Romania

STARTING

1	GK	Jose CORONA		
2	DF	Alan HERNANDEZ	↓ 70'	
3	DF	Dylan MARTINEZ		
4	DF	Andre GODINEZ		
6	MF	Jonathan DE LA FUENTE		
9	FW	Adan SANCHEZ	40'	⚽ 55' ↓ 56'
13	FW	Matthew ARANA	↓ 64'	
14	FW	Davian KIMBROUGH	↓ 71'	
17	DF	Gerson GUTIERREZ	↓ 65'	
18	MF	Angel REYES		
20	DF	Alvaro VELAZQUEZ		

SUBSTITUTES

12	GK	Marcelo AVALOS	
21	GK	Johan CUENCA	
5	DF	Adonai VALDEZ	
7	MF	Juan MARTINEZ JR	↑ 56'
8	FW	Fernando RUIZ	
10	MF	Edy LUGO	↑ 70'
11	MF	Alberto CISNEROS	↑ 71'
15	DF	Miguel RIVERA	↑ 65'
16	FW	Saulo TEJEDA	
19	MF	Jesus ORDUNO	↑ 64'

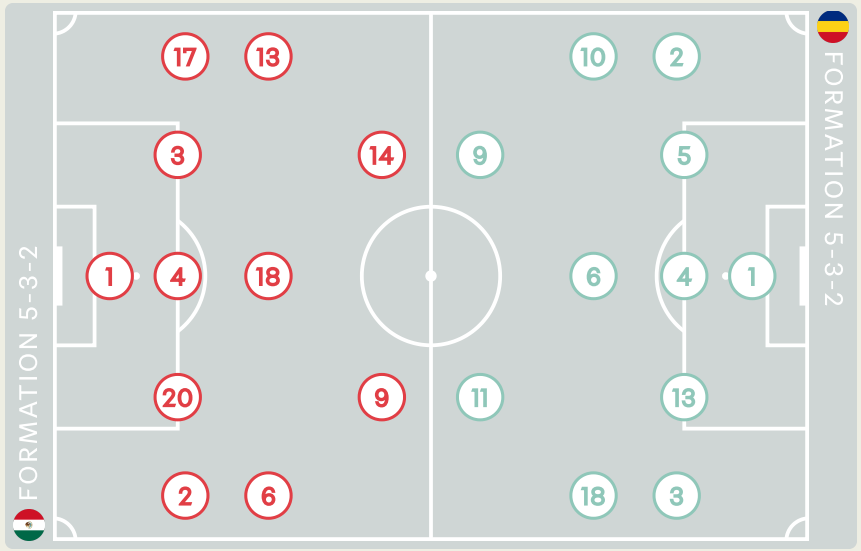

STARTING

Tudor COSA	GK	1	
↓ 19' Cosmin MATEI	DF	2	
Lorand BENCZE	DF	3	
Daniele PAUL	DF	4	
Eduardo CORLAT	DF	5	
88' Ioan PRECUP	MF	6	
Rares SILITRA	FW	9	
↓ 67' Alexandru GONCEAR	MF	10	
↓ 61' Eduardo BODNAR	FW	11	
Robert CORDUNEANU	DF	13	
↓ 61' Darius TRIPON	MF	18	

SUBSTITUTES

Yanis CROITOR	GK	12	
Victor KROES	GK	16	
↑ 67' Denis AEVOAEI	MF	7	
Matei PADURE	MF	8	
↑ 19' Erik MANAILA	DF	14	
David LOGHIN	DF	15	
↑ 61' Darius BOTA	FW	17	
Claudiu STANCU	DF	19	
↑ 61' Andrei NICULCEA	MF	20	
Denys MUNTEAN	MF	21	

Distribution in the Final Third

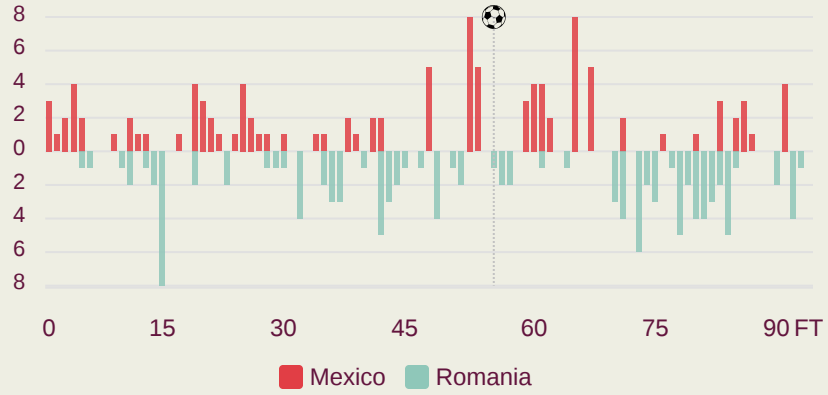

21 November 2026 - Aspire Zone - Pitch 8 - Mahmoud Soufi - 18:30

Match Summary - Key Statistics



Mexico

1 — 0

Romania



Possession

Total	40.1% / 14% / 45.9%	Total
1	Goals	0
0.77	xG (Expected Goals)	0.18
11 (1)	Attempts at Goal (On Target)	9 (0)
331 (248)	Total Passes (Complete)	398 (288)
75 %	Pass Completion %	72 %
82	Completed Line Breaks	78
18	Defensive Line Breaks	11
96	Receptions in the Final Third	95
24	Crosses	19
38	Ball Progressions	33
228 (52)	Defensive Pressures Applied (Direct Pressures)	194 (56)
55	Forced Turnovers	55
85	Second Balls	103
114.1 km	Total Distance Covered	111.6 km
6 km	Zone 4 – Low Speed Sprinting: 20-25 km/h	4.8 km

21 November 2026 - Aspire Zone - Pitch 8 - Mahmoud Soufi - 18:30

Mexico

Phases of Play

Romania

IN POSSESSION



OUT OF POSSESSION

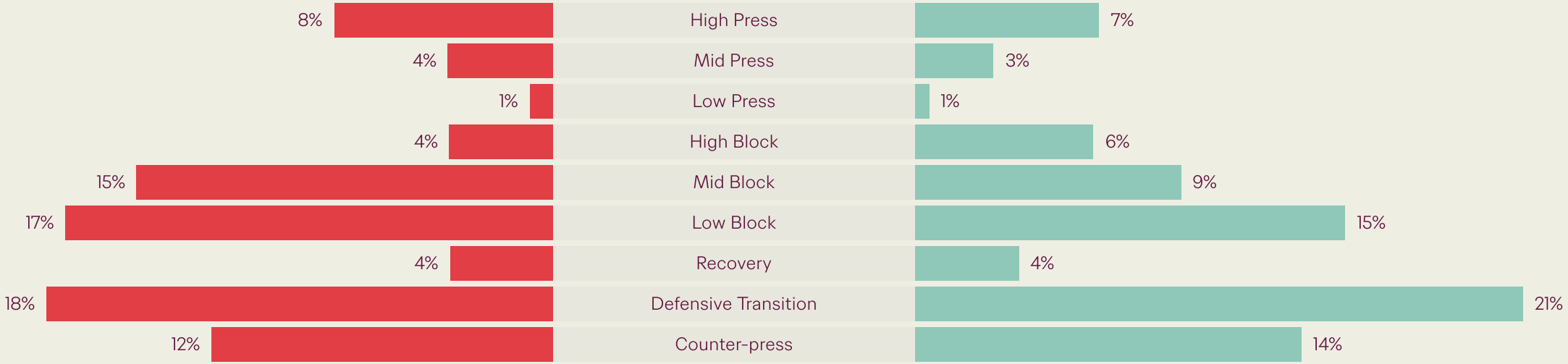

FIFA U17 WORLD CUP QATAR 2026

IN POSSESSION



Mexico v Romania

In Possession Line Height & Team Length

Mexico

Build Up Low

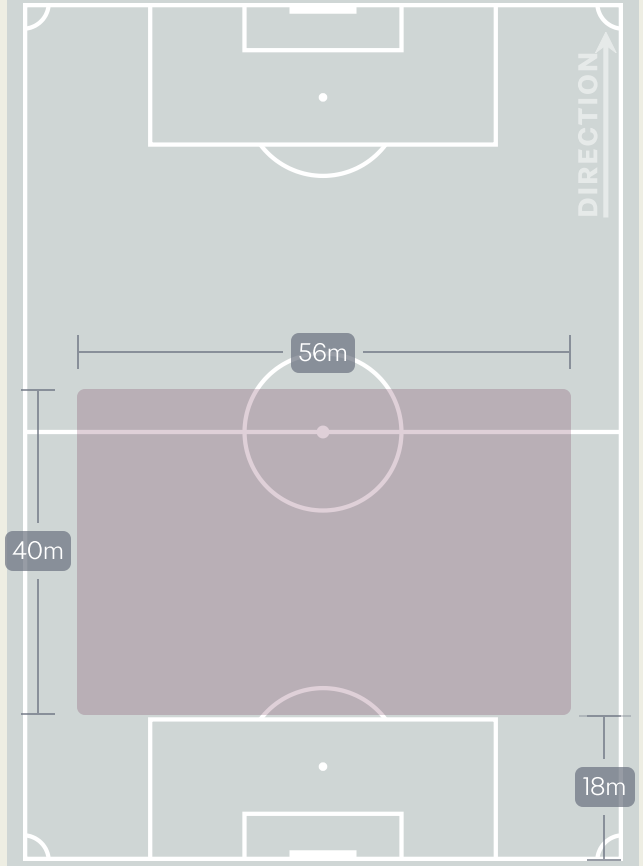

Build Up Mid

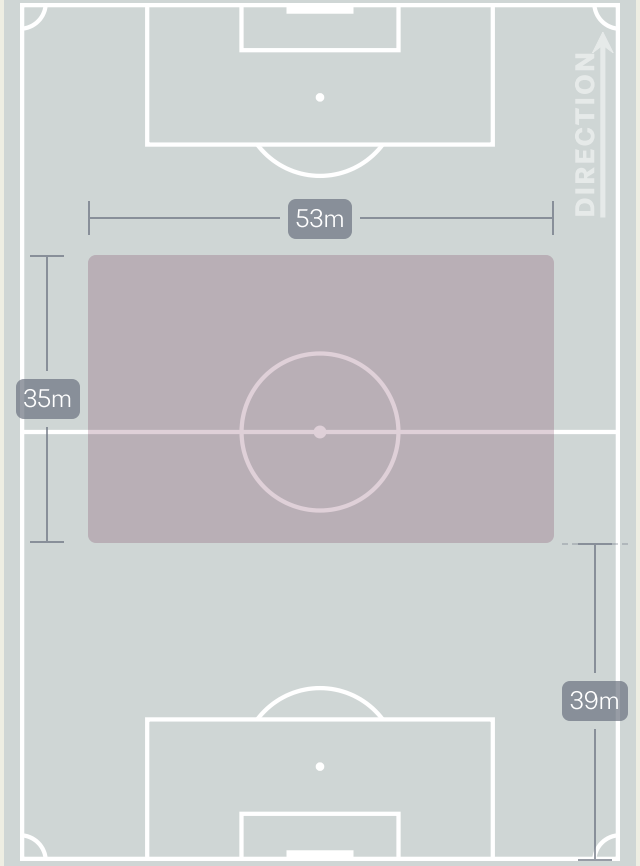

Final Third Phase

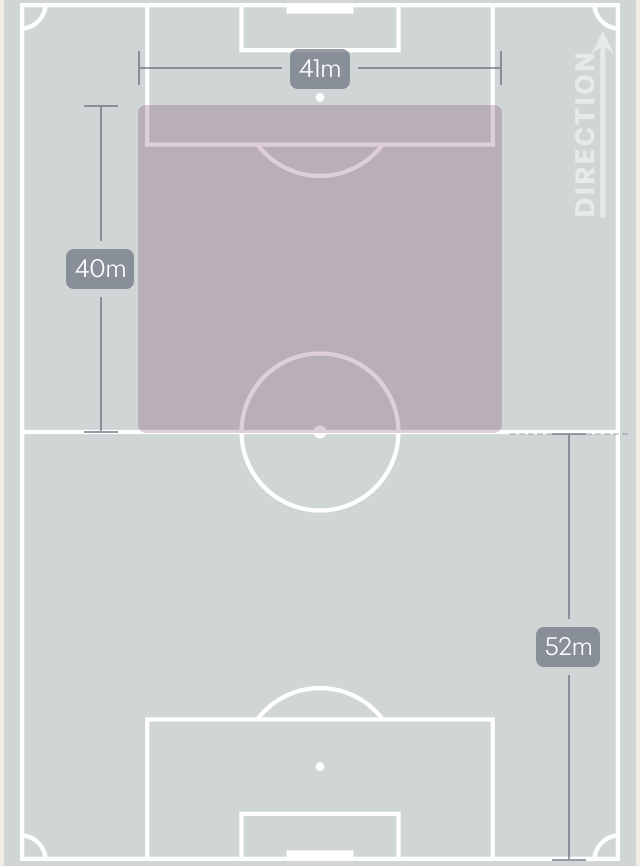

In Possession Line Height & Team Length

Romania

Build Up Low

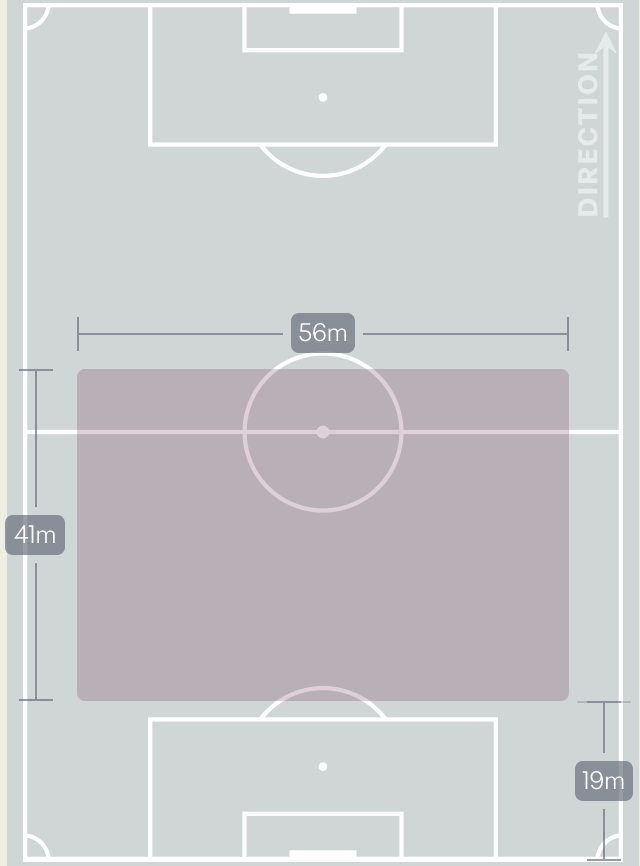

Build Up Mid

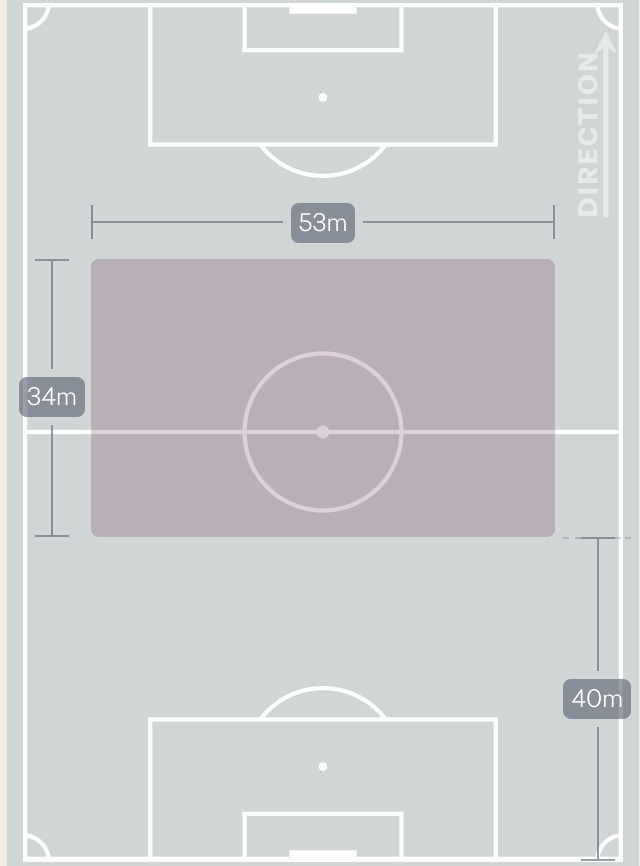

Final Third Phase

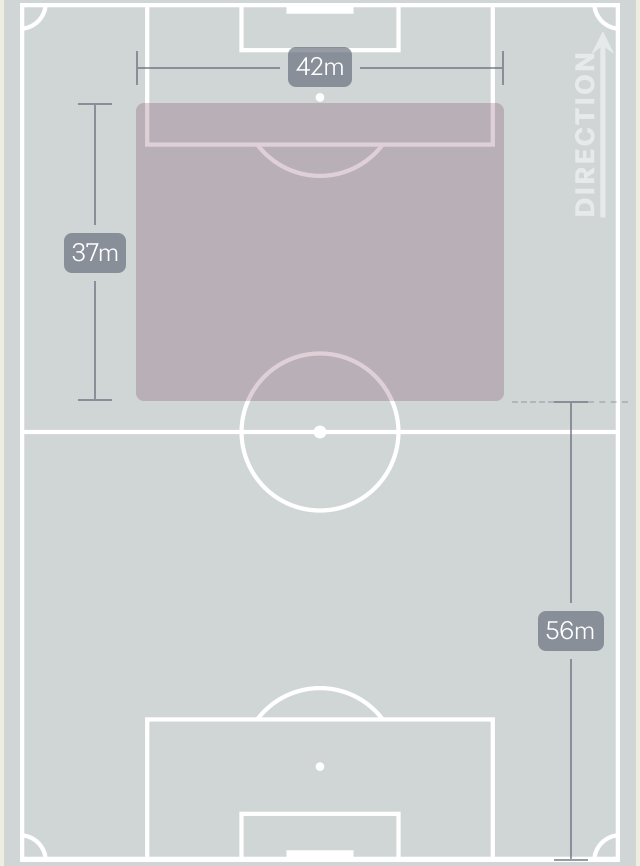

Line Breaks

Mexico

Attempted Line Breaks
133

19	10
Attempted	Complete

44	41
Attempted	Complete

70	31
Attempted	Complete

4 Units

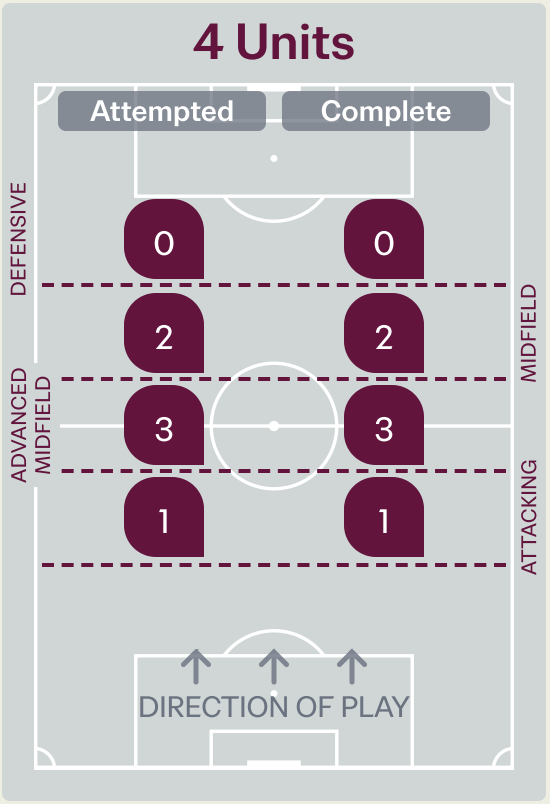

Attempted Line Breaks	6
Inside Shape	3
Outside Shape	3

3 Units

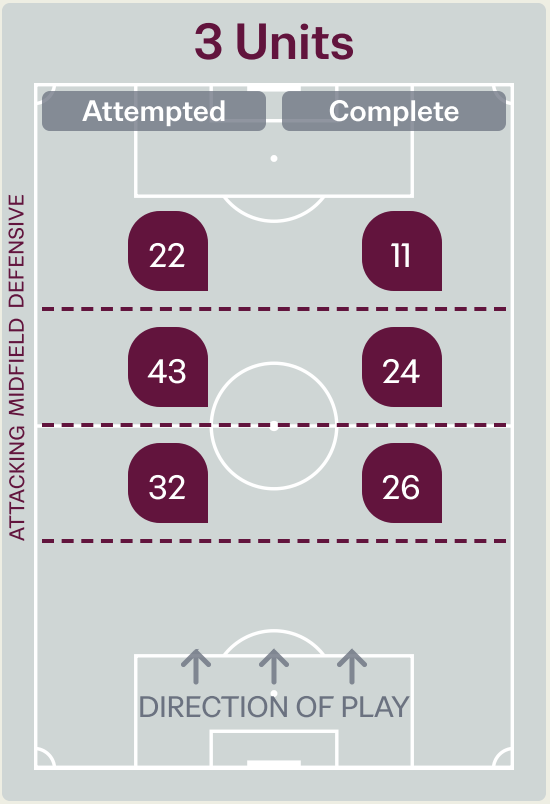

Attempted Line Breaks	97
Inside Shape	61
Outside Shape	36

2 Units

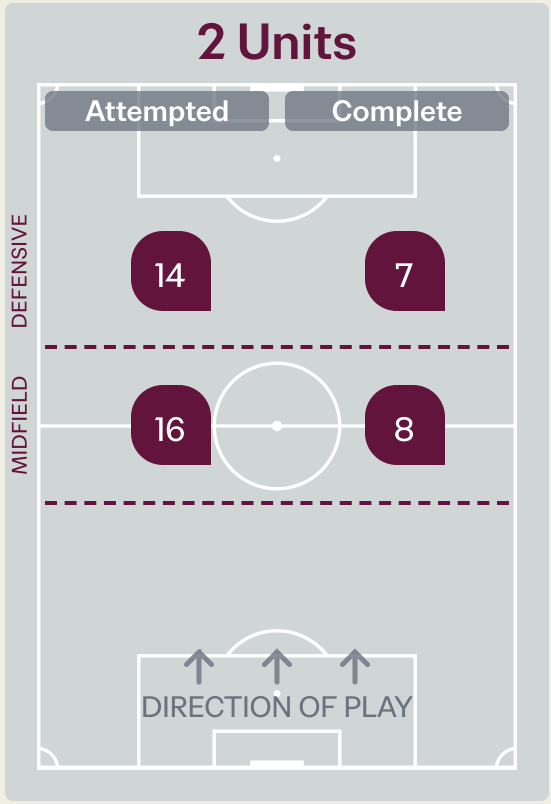

Attempted Line Breaks	30
Inside Shape	24
Outside Shape	6

Line Breaks

Romania

Attempted Line Breaks
148

16	13
Attempted	Complete

51	39
Attempted	Complete

81	26
Attempted	Complete

4 Units

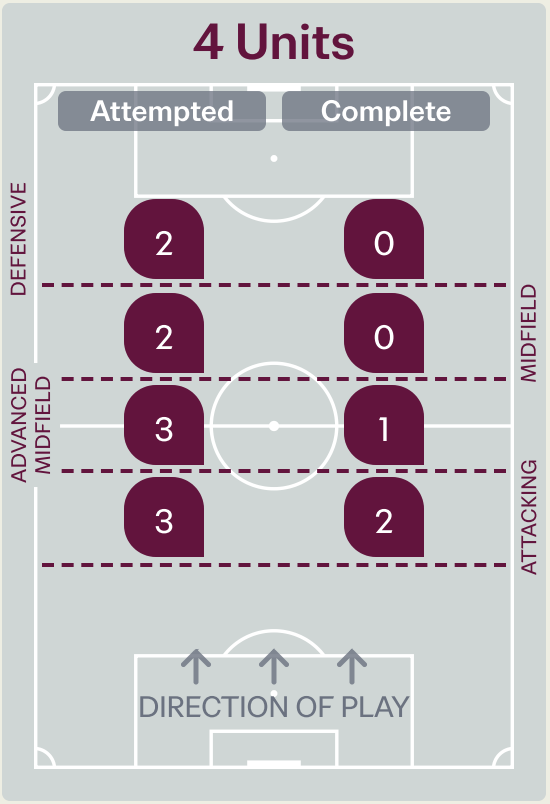

Attempted Line Breaks	10
Inside Shape	6
Outside Shape	4

3 Units

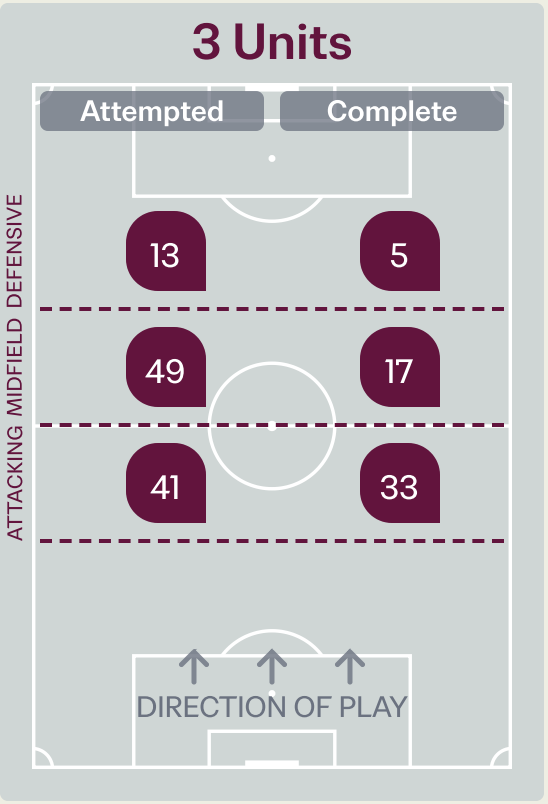

Attempted Line Breaks	103
Inside Shape	64
Outside Shape	39

2 Units

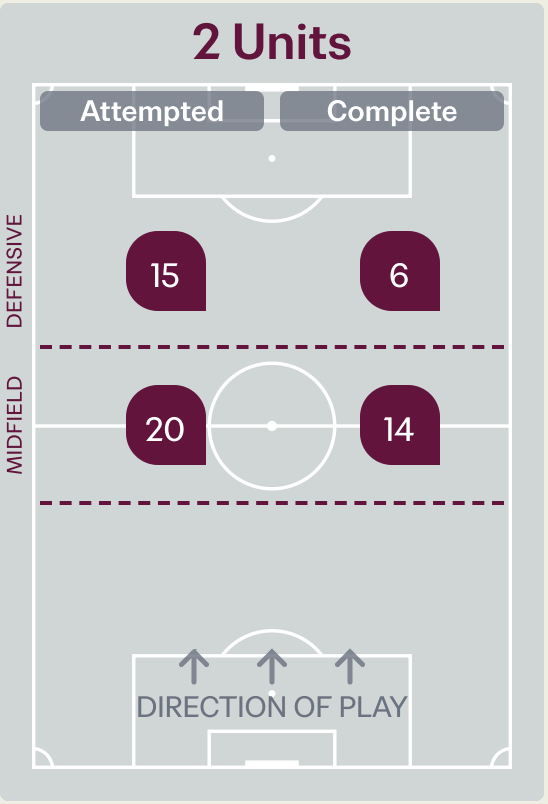

Attempted Line Breaks	35
Inside Shape	20
Outside Shape	15

Line Breaks

Mexico



					4 Units				3 Units			2 Units		Direction			Distribution Type		
#	Player	Line Breaks Attempted	Line Breaks Completed	Line Break Completion %	Attacking Line	Attacking Midfield Line	Midfield Line	Defensive Line	Attacking Line	Midfield Line	Defensive Line	Midfield Line	Defensive Line	Through	Around	Over	Pass	Cross	Ball Progression
1	Jose CORONA	15	10	67%	0	1	0	0	6	5	2	1	0	0	5	10	15	0	0
2	Alan HERNANDEZ	16	11	69%	0	0	0	0	1	5	6	1	3	4	7	5	13	1	2
3	Dylan MARTINEZ	20	10	50%	0	0	1	0	4	7	4	3	1	1	3	16	20	0	0
4	Andre GODINEZ	6	4	67%	0	0	0	0	3	3	0	0	0	1	1	4	6	0	0
6	Jonathan DE LA FUENTE	3	2	67%	0	0	0	0	0	1	0	1	1	0	2	1	3	0	0
9	Adan SANCHEZ	8	6	75%	0	0	0	0	2	1	3	1	1	2	0	6	6	2	0
13	Matthew ARANA	7	4	57%	0	0	0	0	0	3	1	1	2	1	3	3	2	3	2
14	Davian KIMBROUGH	0	0	0%	0	0	0	0	0	0	0	0	0	0	0	0	0	0	0
17	Gerson GUTIERREZ	5	1	20%	0	0	0	0	1	1	1	1	1	1	0	4	5	0	0
18	Angel REYES	13	10	77%	0	0	0	0	3	8	1	0	1	5	5	3	13	0	0
20	Alvaro VELAZQUEZ	28	19	68%	1	2	1	0	11	5	2	4	2	1	13	14	27	0	1
7	Juan MARTINEZ JR	2	0	0%	0	0	0	0	0	1	0	0	1	2	0	0	2	0	0
10	Edy LUGO	3	0	0%	0	0	0	0	0	0	1	1	1	0	1	2	2	0	1
11	Alberto CISNEROS	0	0	0%	0	0	0	0	0	0	0	0	0	0	0	0	0	0	0
15	Miguel RIVERA	4	4	100%	0	0	0	0	0	1	1	2	0	0	4	0	2	0	2
19	Jesus ORDUNO	3	1	33%	0	0	0	0	1	2	0	0	0	1	0	2	3	0	0

Line Breaks

Romania



					4 Units				3 Units			2 Units		Direction			Distribution Type		
#	Player	Line Breaks Attempted	Line Breaks Completed	Line Break Completion %	Attacking Line	Attacking Midfield Line	Midfield Line	Defensive Line	Attacking Line	Midfield Line	Defensive Line	Midfield Line	Defensive Line	Through	Around	Over	Pass	Cross	Ball Progression
1	Tudor COSA	23	5	22%	1	3	2	0	5	8	2	2	0	0	1	22	23	0	0
2	Cosmin MATEI	3	1	33%	1	0	0	0	1	1	0	0	0	0	2	1	3	0	0
3	Lorand BENCZE	20	13	65%	0	0	0	0	7	7	2	4	0	1	9	10	19	0	1
4	Daniele PAUL	16	13	81%	0	0	0	0	9	3	1	2	1	2	7	7	14	0	2
5	Eduardo CORLAT	24	13	54%	0	0	0	1	6	6	1	6	4	3	10	11	21	1	2
6	Ioan PRECUP	11	10	91%	0	0	0	1	3	3	0	2	2	6	2	3	8	1	2
9	Rares SILITRA	1	1	100%	0	0	0	0	0	0	0	0	1	0	1	0	1	0	0
10	Alexandru GONCEAR	7	3	43%	0	0	0	0	0	3	1	1	2	0	3	4	7	0	0
11	Eduardo BODNAR	4	0	0%	0	0	0	0	0	2	1	0	1	1	0	3	2	1	1
13	Robert CORDUNEANU	20	9	45%	1	0	0	0	7	8	1	2	1	2	6	12	20	0	0
18	Darius TRIPON	7	5	71%	0	0	0	0	3	2	0	0	2	0	6	1	5	0	2
7	Denis AEVOAEI	0	0	0%	0	0	0	0	0	0	0	0	0	0	0	0	0	0	0
14	Erik MANAILA	11	4	36%	0	0	0	0	0	6	3	1	1	1	4	6	8	1	2
17	Darius BOTA	0	0	0%	0	0	0	0	0	0	0	0	0	0	0	0	0	0	0
20	Andrei NICULCEA	1	1	100%	0	0	0	0	0	0	1	0	0	0	0	1	1	0	0

Passing Networks

Mexico



#	Passes From ↓ to →	Jose CORONA	Alan HERNANDEZ	Dylan MARTINEZ	Andre GODINEZ	Jonathan DE LA FUENTE	Adan SANCHEZ	Matthew ARANA	Davian KIMBROUGH	Gerson GUTIERREZ	Angel REYES	Alvaro VELAZQUEZ	Juan MARTINEZ JR	Edy LUGO	Alberto CISNEROS	Miguel RIVERA	Jesus ORDUNO
1	Jose CORONA		3	5	1	1	0	0	0	0	0	12	0	3	0	0	1
2	Alan HERNANDEZ	2		0	0	4	6	1	2	1	1	3	0	0	0	0	0
3	Dylan MARTINEZ	5	0		3	0	0	1	2	2	0	0	0	0	0	0	0
4	Andre GODINEZ	10	0	3		0	2	0	0	0	1	5	0	0	0	0	0
6	Jonathan DE LA FUENTE	1	4	0	1		1	1	0	0	1	5	2	2	0	0	0
9	Adan SANCHEZ	0	3	1	0	2		0	1	1	1	3	0	0	0	0	0
13	Matthew ARANA	0	0	3	0	1	0		2	6	3	0	0	0	0	0	0
14	Davian KIMBROUGH	0	2	0	0	2	1	2		1	1	0	0	0	0	0	0
17	Gerson GUTIERREZ	0	0	2	0	0	0	2	1		0	0	0	0	0	0	0
18	Angel REYES	1	9	1	2	2	2	2	0	0		5	2	2	0	0	0
20	Alvaro VELAZQUEZ	4	9	1	4	4	4	0	3	0	5		1	1	0	0	0
7	Juan MARTINEZ JR	0	0	0	0	1	0	1	0	0	0	1		2	0	1	3
10	Edy LUGO	0	0	0	0	1	0	0	0	0	2	1	0		0	0	0
11	Alberto CISNEROS	0	0	0	0	0	0	0	0	0	0	0	0	0		1	0
15	Miguel RIVERA	1	0	1	0	0	0	0	0	0	1	0	0	0	1		1
19	Jesus ORDUNO	0	0	0	0	0	0	0	0	0	0	0	1	0	0	3	

Top 5 Player to Player Passers		
Player	Passed To	% of Total Team Passes
Jose CORONA	Alvaro VELAZQUEZ	5.3%
Andre GODINEZ	Jose CORONA	4.4%
Angel REYES	Alan HERNANDEZ	4%
Alvaro VELAZQUEZ	Alan HERNANDEZ	4%
Alan HERNANDEZ	Adan SANCHEZ	2.7%

Passing Networks

Romania



#	Passes From ↓ to →	Tudor COSA	Cosmin MATEI	Lorand BENCZE	Daniele PAUL	Eduardo CORLAT	Ioan PRECUP	Rares SILITRA	Alexandru GONCEAR	Eduardo BODNAR	Robert CORDUNEANU	Darius TRIPON	Denis AEVOAEI	Erik MANAILA	Darius BOTA	Andrei NICULCEA
1	Tudor COSA		0	2	9	1	0	0	0	0	9	1	0	1	0	0
2	Cosmin MATEI	1		0	1	2	0	0	1	0	0	0	0	0	0	0
3	Lorand BENCZE	1	0		1	1	4	1	0	4	6	4	1	0	2	0
4	Daniele PAUL	14	3	3		12	2	0	2	0	7	1	0	6	0	0
5	Eduardo CORLAT	1	0	0	9		5	0	1	0	0	1	2	6	0	2
6	Ioan PRECUP	0	0	3	2	5		1	1	3	7	2	1	4	0	0
9	Rares SILITRA	0	0	0	0	1	4		0	0	0	1	0	0	0	0
10	Alexandru GONCEAR	0	1	0	0	1	1	1		1	0	0	0	2	0	0
11	Eduardo BODNAR	0	0	2	0	0	0	1	2		1	0	0	0	0	0
13	Robert CORDUNEANU	3	0	14	11	3	3	0	0	0		3	2	1	0	1
18	Darius TRIPON	1	0	7	1	0	1	0	0	1	1		0	1	0	0
7	Denis AEVOAEI	0	0	4	1	1	0	0	0	0	2	0		0	0	0
14	Erik MANAILA	1	0	1	1	5	0	1	3	0	1	2	2		0	2
17	Darius BOTA	0	0	0	0	0	1	0	0	0	0	0	0	0		0
20	Andrei NICULCEA	0	0	0	0	3	0	1	0	0	0	0	0	1	0	

Top 5 Player to Player Passers		
Player	Passed To	% of Total Team Passes
Daniele PAUL	Tudor COSA	5.3%
Robert CORDUNEANU	Lorand BENCZE	5.3%
Daniele PAUL	Eduardo CORLAT	4.5%
Robert CORDUNEANU	Daniele PAUL	4.2%
Tudor COSA	Daniele PAUL	3.4%

Attempts at Goal

Mexico

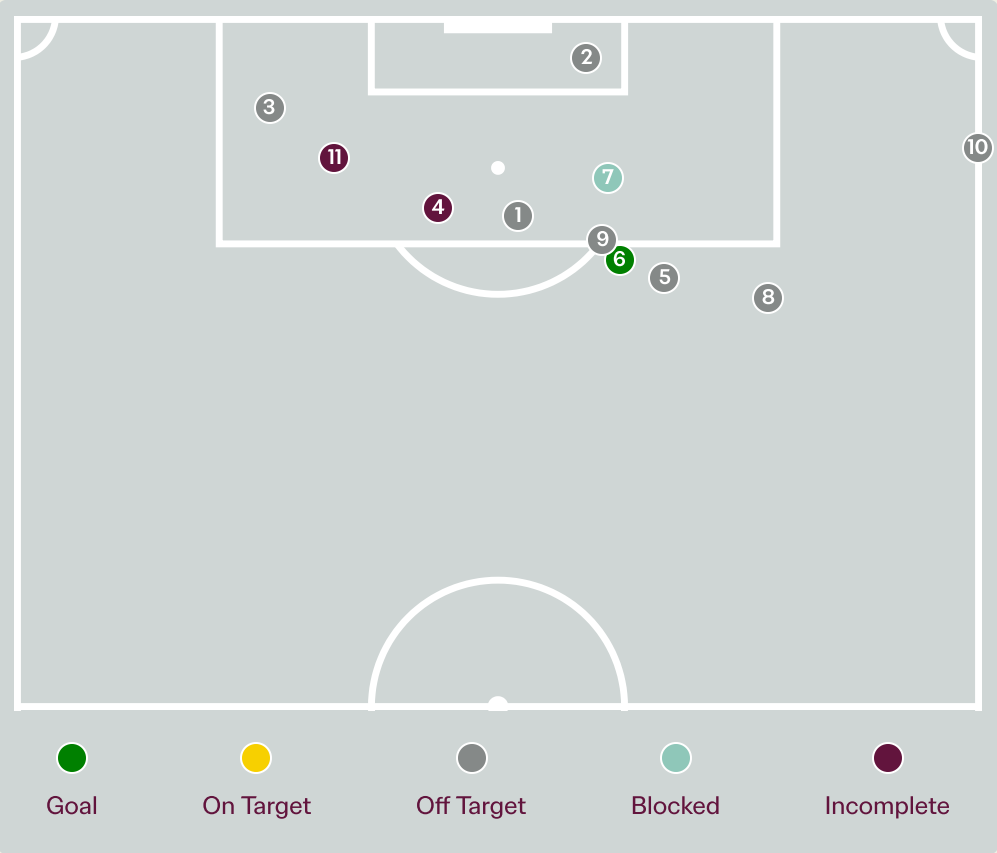



Key	Outcome	Shots
	Goals	1
	On Target	0
	Off Target	7
	Blocked	1
	Incomplete	2

Attempts at Goal

Mexico



Time	Player	Outcome	Body Part	Delivery Type
0	9 Adan SANCHEZ	Off Target - Defensive Event	Left Foot	Loose Ball
21	4 Andre GODINEZ	Off Target	Head	Cross
28	9 Adan SANCHEZ	Off Target	Left Foot	Loose Ball
47	17 Gerson GUTIERREZ	Incomplete - Referee Event	Right Foot	Pass
53	18 Angel REYES	Off Target	Right Foot	Loose Ball
54	9 Adan SANCHEZ	On Target - Goal	Left Foot	Pass
67	7 Juan MARTINEZ JR	Incomplete - Blocked	Right Foot	Cross
72	10 Edy LUGO	Off Target	Left Foot	Freekick
83	10 Edy LUGO	Off Target	Left Foot	Pass
89	10 Edy LUGO	Off Target	Left Foot	Freekick
91	19 Jesus ORDUNO	Incomplete - Player On Ball Error	Right Foot	Cross

Attempts at Goal

Romania

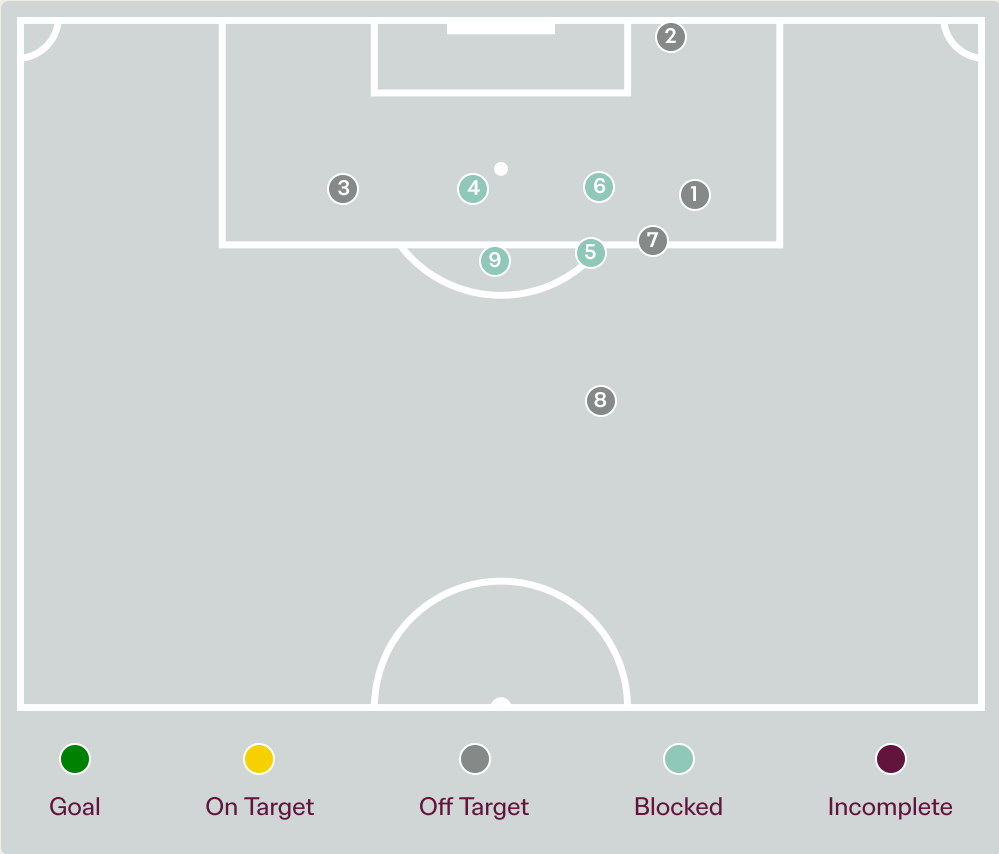



Key	Outcome	Shots
	Goals	0
	On Target	0
	Off Target	5
	Blocked	4
	Incomplete	0

Attempts at Goal

Romania

Time	Player	Outcome	Body Part	Delivery Type
29	10 Alexandru GONCEAR	Off Target	Left Foot	Pass
32	13 Robert CORDUNEANU	Off Target	Right Foot	Corner
35	10 Alexandru GONCEAR	Off Target	Left Foot	Ball Progression
36	10 Alexandru GONCEAR	Incomplete - Blocked	Left Foot	Cross
50	9 Rares SILITRA	Incomplete - Blocked	Left Foot	Other
70	9 Rares SILITRA	Incomplete - Blocked	Head	Freekick
74	5 Eduardo CORLAT	Off Target	Left Foot	Loose Ball
75	5 Eduardo CORLAT	Off Target	Right Foot	Ball Progression
81	7 Denis AEVOAEI	Incomplete - Blocked	Right Foot	Loose Ball

Crosses (Open Play)

Mexico

Cross Locations

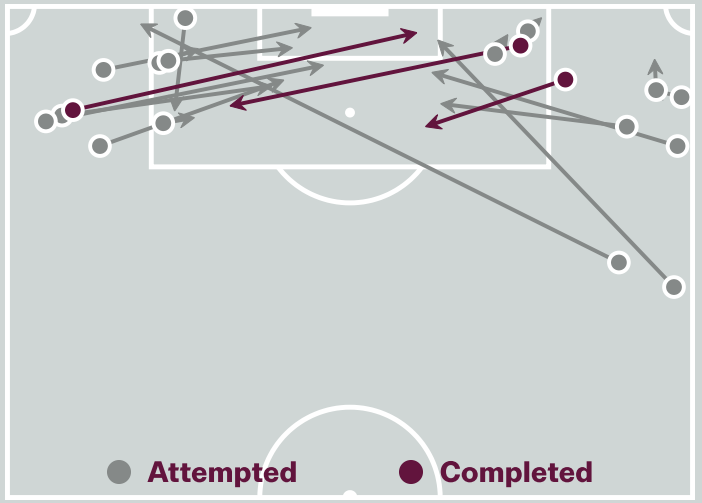

Delivery Type

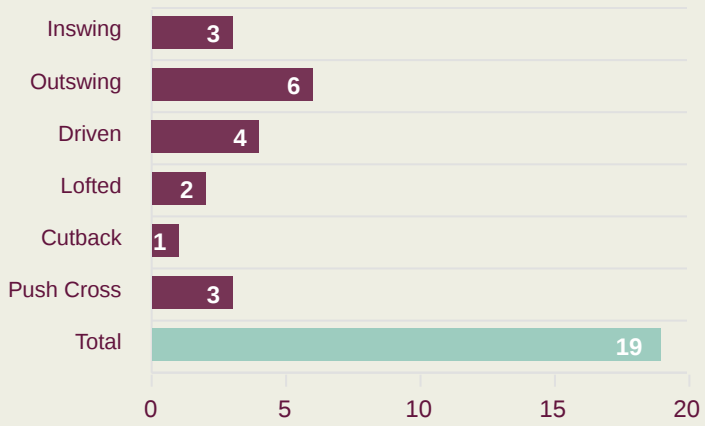

Cross Zones

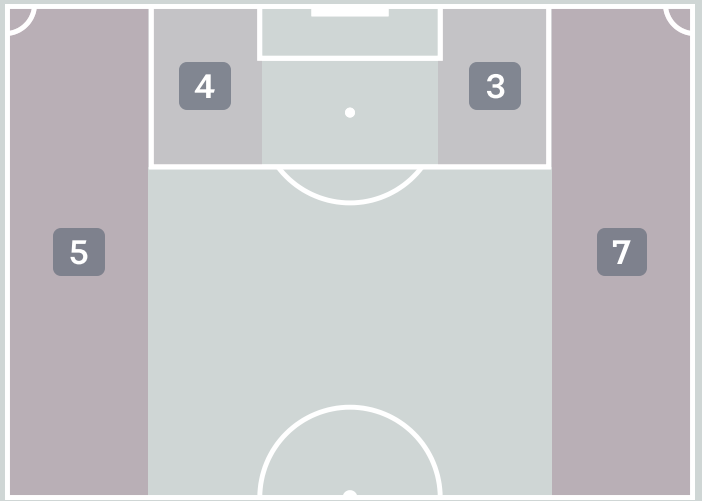

Attempted

19

Completed

3

Most Crosses Attempted

5

Jonathan DE LA FUENTE
RIGHT MIDFIELD

#	Player	Inswing	Outswing	Driven	Lofted	Cutback	Push Cross	Total Attempted
1	Jose CORONA	0	0	0	0	0	0	0
2	Alan HERNANDEZ	1	0	1	0	0	0	2
3	Dylan MARTINEZ	0	0	0	0	0	0	0
4	Andre GODINEZ	0	0	0	0	0	0	0
6	Jonathan DE LA FUENTE	0	2	0	2	1	0	5
9	Adan SANCHEZ	1	1	1	0	0	0	3
13	Matthew ARANA	1	0	1	0	0	0	2
14	Davian KIMBROUGH	0	0	0	0	0	0	0
17	Gerson GUTIERREZ	0	2	0	0	0	1	3
18	Angel REYES	0	0	0	0	0	0	0
20	Alvaro VELAZQUEZ	0	0	0	0	0	0	0
7	Juan MARTINEZ JR	0	0	0	0	0	1	1
10	Edy LUGO	0	0	0	0	0	0	0
11	Alberto CISNEROS	0	0	0	0	0	1	1
15	Miguel RIVERA	0	1	1	0	0	0	2
19	Jesus ORDUNO	0	0	0	0	0	0	0

Crosses (Open Play)

Romania

Cross Locations

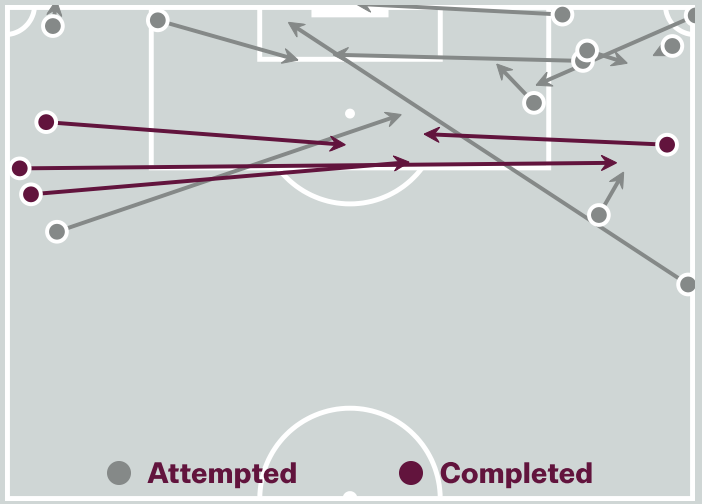

Delivery Type

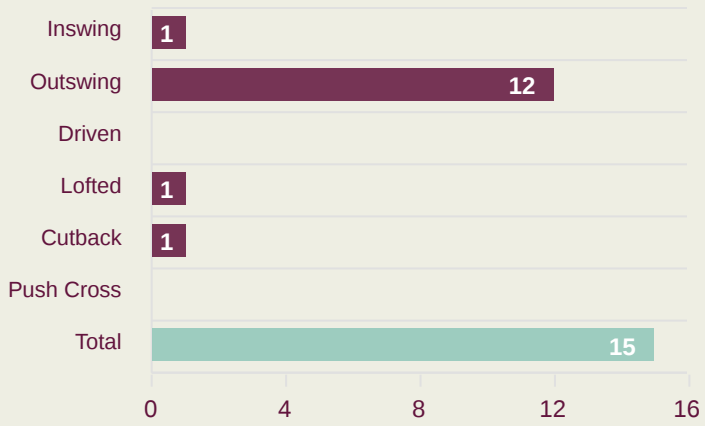

Cross Zones

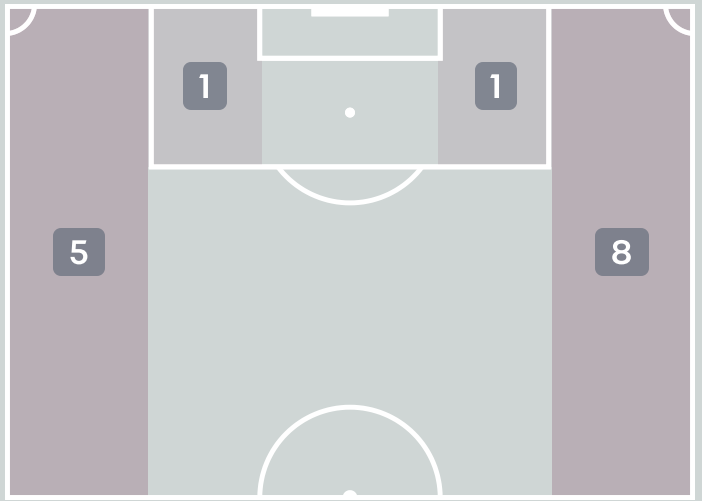

Attempted

15

Completed

4

Most Crosses Attempted

4

Lorand BENCZE
LEFT BACK

#	Player	Inswing	Outswing	Driven	Lofted	Cutback	Push Cross	Total Attempted
1	Tudor COSA	0	0	0	0	0	0	0
2	Cosmin MATEI	0	0	0	0	0	0	0
3	Lorand BENCZE	0	4	0	0	0	0	4
4	Daniele PAUL	0	1	0	0	0	0	1
5	Eduardo CORLAT	0	2	0	0	0	0	2
6	Ioan PRECUP	0	1	0	0	0	0	1
9	Rares SILITRA	0	0	0	0	0	0	0
10	Alexandru GONCEAR	0	1	0	0	0	0	1
11	Eduardo BODNAR	1	0	0	0	0	0	1
13	Robert CORDUNEANU	0	0	0	0	0	0	0
18	Darius TRIPON	0	0	0	0	1	0	1
7	Denis AEVOAEI	0	0	0	0	0	0	0
14	Erik MANAILA	0	2	0	0	0	0	2
17	Darius BOTA	0	0	0	0	0	0	0
20	Andrei NICULCEA	0	1	0	1	0	0	2

Offering to Receive

Mexico

134
Total Offers Made

52
Total Offers Received

Most Offers
27
Adan SANCHEZ
CENTRE FORWARD RIGHT

72
Offers Made in Final Third

45
Offers Made in Middle Third

17
Offers Made in Defensive Third

Offers Made Inside Shape

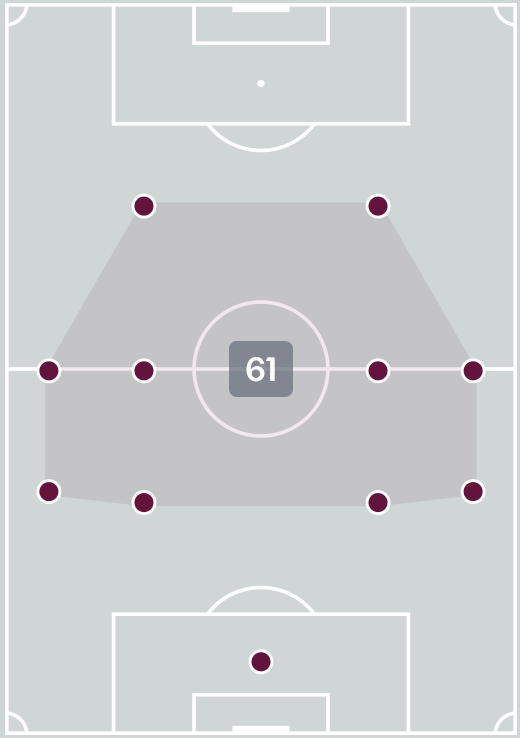

Offers Made Outside Shape

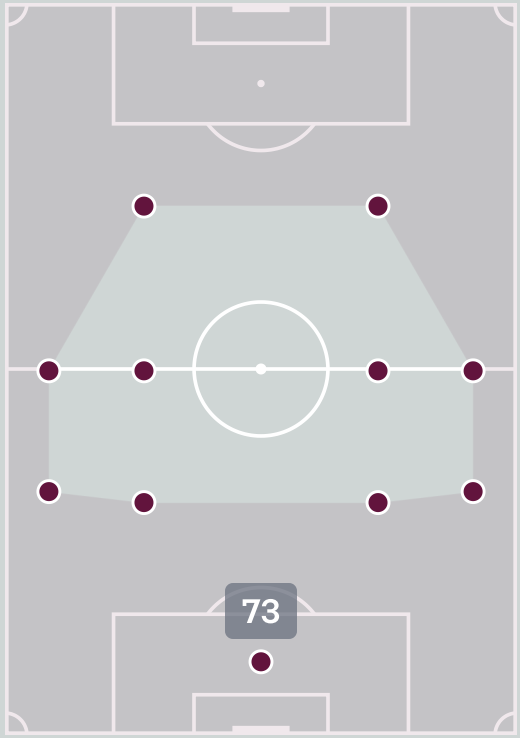

#	Player	Offers Made	Offers Received	% Made & Received
1	Jose CORONA	6	4	66.7%
2	Alan HERNANDEZ	10	5	50%
3	Dylan MARTINEZ	1	1	100%
4	Andre GODINEZ	0	0	0%
6	Jonathan DE LA FUENTE	20	6	30%
9	Adan SANCHEZ	27	10	37%
13	Matthew ARANA	14	2	14.3%
14	Davian KIMBROUGH	13	2	15.4%
17	Gerson GUTIERREZ	4	0	0%
18	Angel REYES	8	3	37.5%
20	Alvaro VELAZQUEZ	5	5	100%
7	Juan MARTINEZ JR	17	7	41.2%
10	Edy LUGO	5	5	100%
11	Alberto CISNEROS	0	0	0%
15	Miguel RIVERA	2	1	50%
19	Jesus ORDUNO	2	1	50%

Offering to Receive

Romania

118
Total Offers Made

35
Total Offers Received

Most Offers
25
Rares SILITRA
CENTRE FORWARD RIGHT

75
Offers Made in Final Third

37
Offers Made in Middle Third

6
Offers Made in Defensive Third

Offers Made Inside Shape

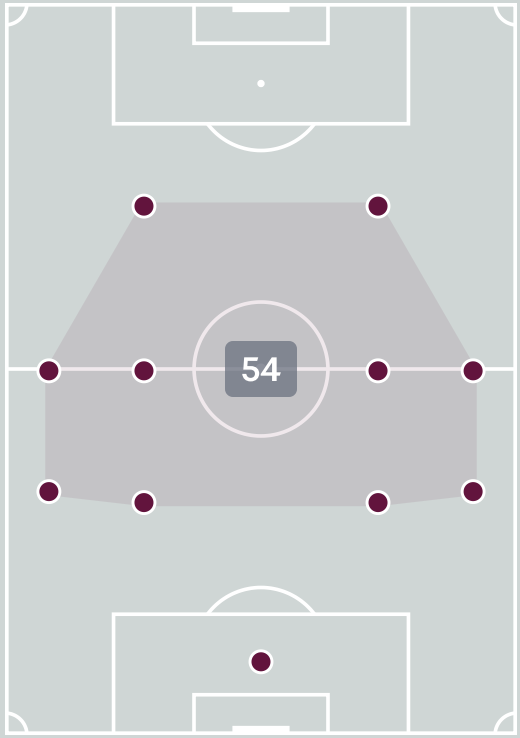

Offers Made Outside Shape

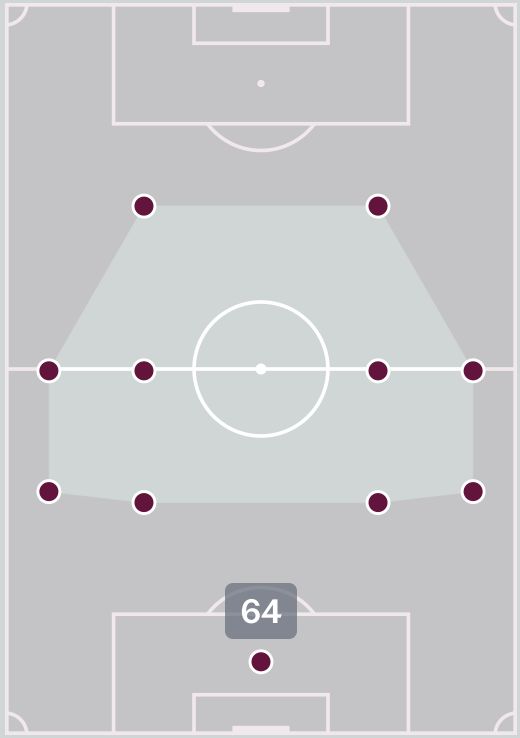

#	Player	Offers Made	Offers Received	% Made & Received
1	Tudor COSA	0	0	0%
2	Cosmin MATEI	1	1	100%
3	Lorand BENCZE	14	6	42.9%
4	Daniele PAUL	3	2	66.7%
5	Eduardo CORLAT	4	1	25%
6	Ioan PRECUP	3	1	33.3%
9	Rares SILITRA	25	4	16%
10	Alexandru GONCEAR	7	3	42.9%
11	Eduardo BODNAR	11	2	18.2%
13	Robert CORDUNEANU	1	1	100%
18	Darius TRIPON	11	5	45.5%
7	Denis AEVOAEI	4	0	0%
14	Erik MANAILA	4	4	100%
17	Darius BOTA	25	3	12%
20	Andrei NICULCEA	5	2	40%

Movement to Receive

Mexico

Movement Types by Phase

Final Third Phase

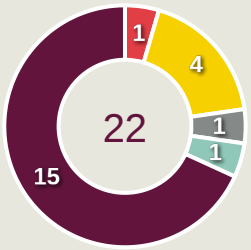

Progression Phase

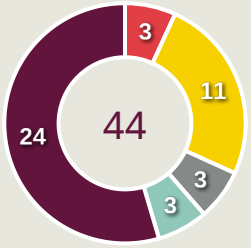

Build Up Phase

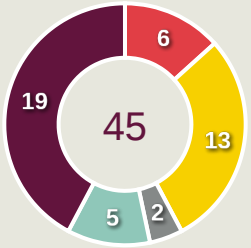

All Movement Types

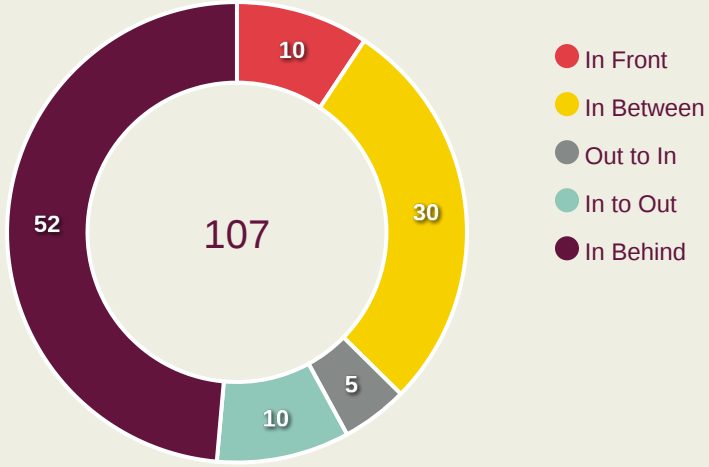

Top Ranked Players

Type	Player	Movements
In Front	18 Angel REYES	3
In Between	9 Adan SANCHEZ	11
Out to In	2 Alan HERNANDEZ	2
In to Out	6 Jonathan DE LA FUENTE	4
In Behind	6 Jonathan DE LA FUENTE	13

Movement Types Pitch Third

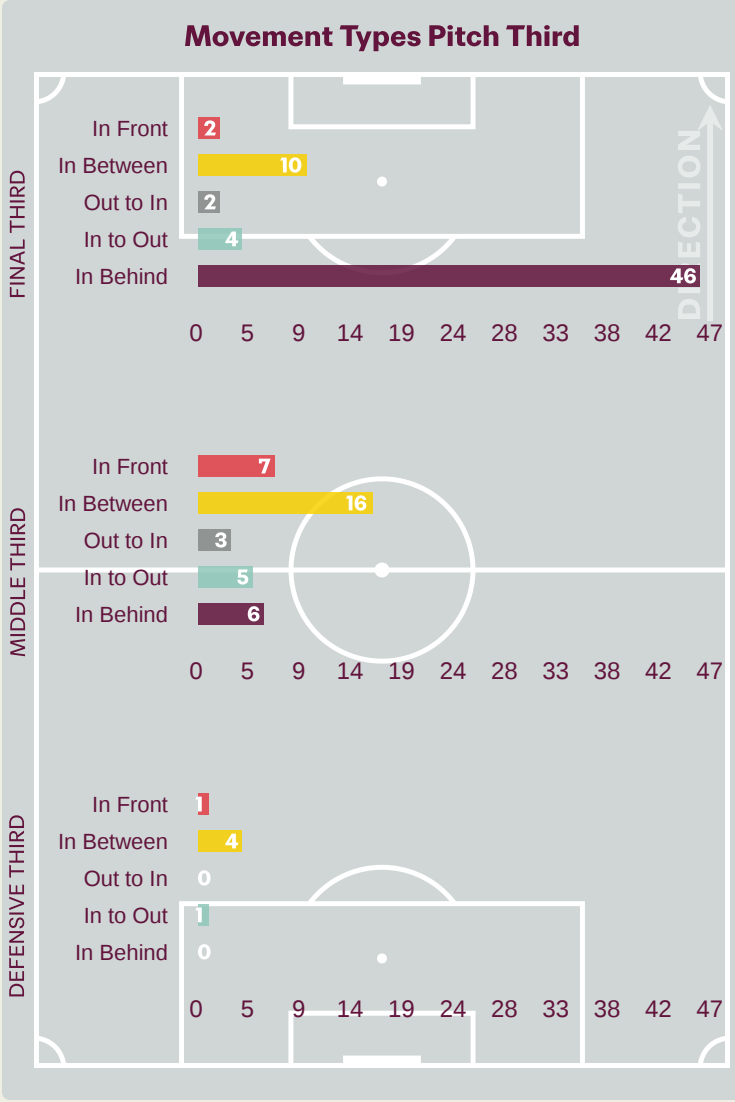

Movement to Receive

Romania

Movement Types by Phase

Final Third Phase

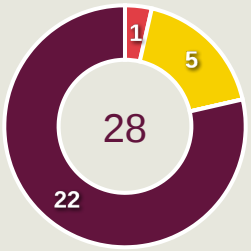

Progression Phase

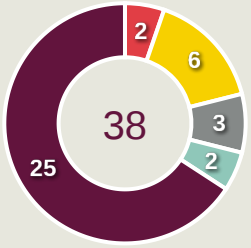

Build Up Phase

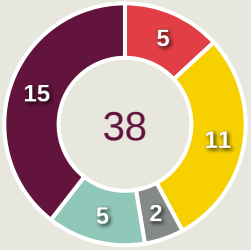

All Movement Types

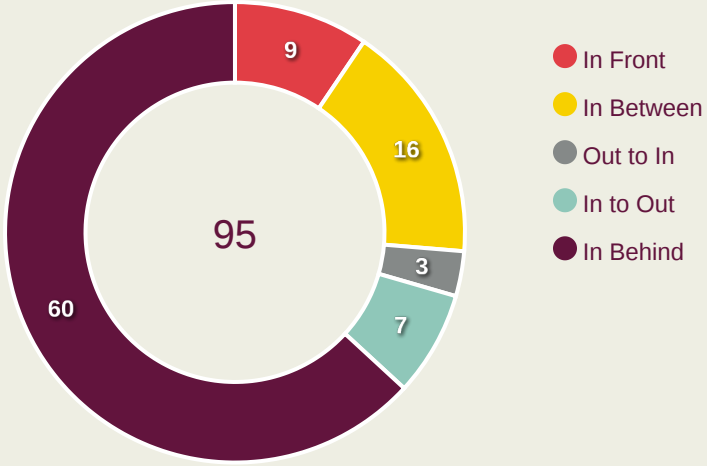

Top Ranked Players

Type	Player	Movements
In Front	3 Lorand BENCZE	2
In Between	17 Darius BOTA	8
Out to In	9 Rares SILITRA	2
In to Out	17 Darius BOTA	3
In Behind	9 Rares SILITRA	19

Movement Types Pitch Third

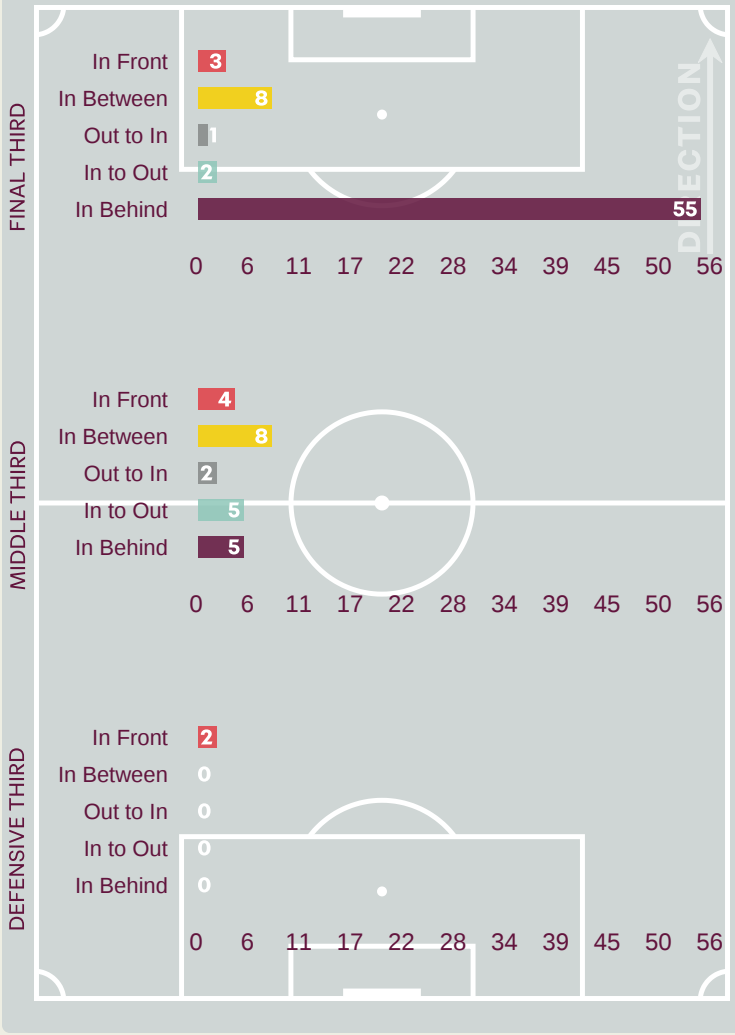

OUT OF POSSESSION




Mexico v Romania

Defensive Actions

Mexico

55	54	6	35	2.41
Forced Turnovers	Possession Regained	Interceptions	Tackles	Possession Actions / Defensive Action

Forced Turnovers

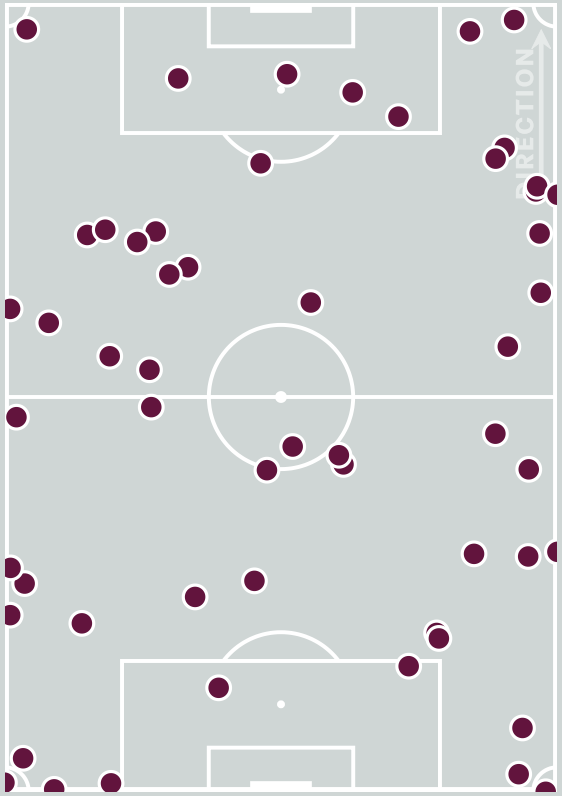

Possession Regain

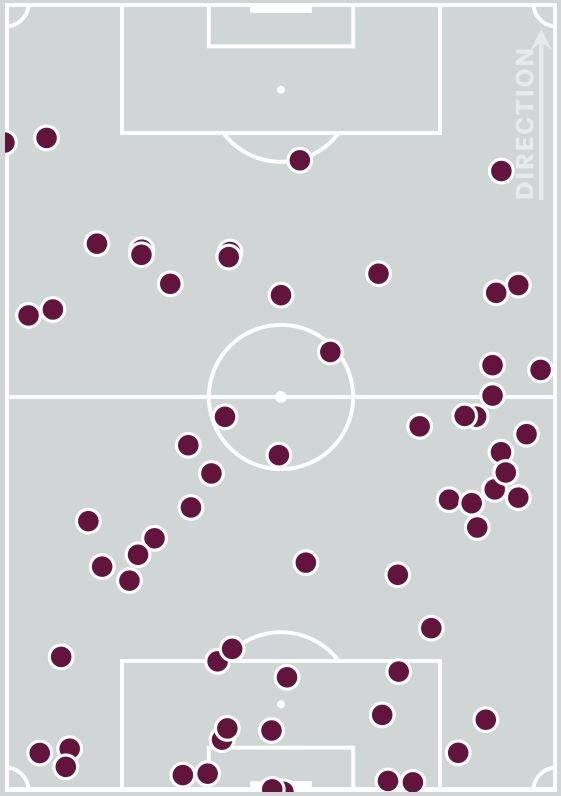

Blocks

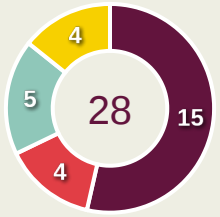

- Passes
- Attempts at Goal
- Crosses
- Clearances

Possession Contests

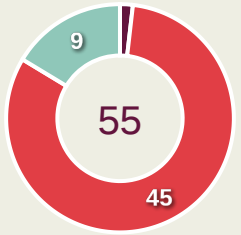

- Physical Duels
- Aerial Duels
- Duels

Most Possession Regains

11

Alvaro VELAZQUEZ

RIGHT CENTRE BACK

#	Player	Total Possession Regains
1	Jose CORONA	6
2	Alan HERNANDEZ	7
3	Dylan MARTINEZ	4
4	Andre GODINEZ	6
6	Jonathan DE LA FUENTE	2
9	Adan SANCHEZ	3
13	Matthew ARANA	4
14	Davian KIMBROUGH	2
17	Gerson GUTIERREZ	3
18	Angel REYES	3
20	Alvaro VELAZQUEZ	11
7	Juan MARTINEZ JR	0
10	Edy LUGO	0
11	Alberto CISNEROS	0
15	Miguel RIVERA	1
19	Jesus ORDUNO	2

Defensive Actions

Romania

55	54	6	50	2.75
Forced Turnovers	Possession Regained	Interceptions	Tackles	Possession Actions / Defensive Action

Forced Turnovers

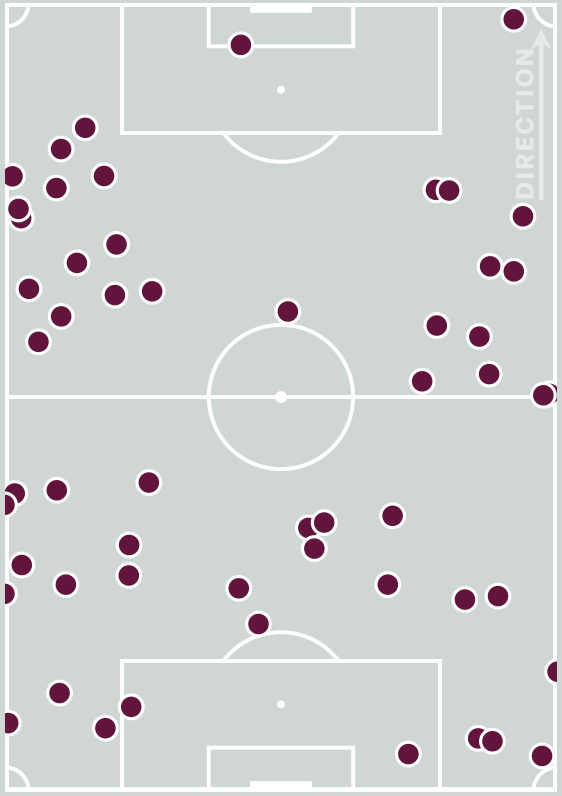

Possession Regain

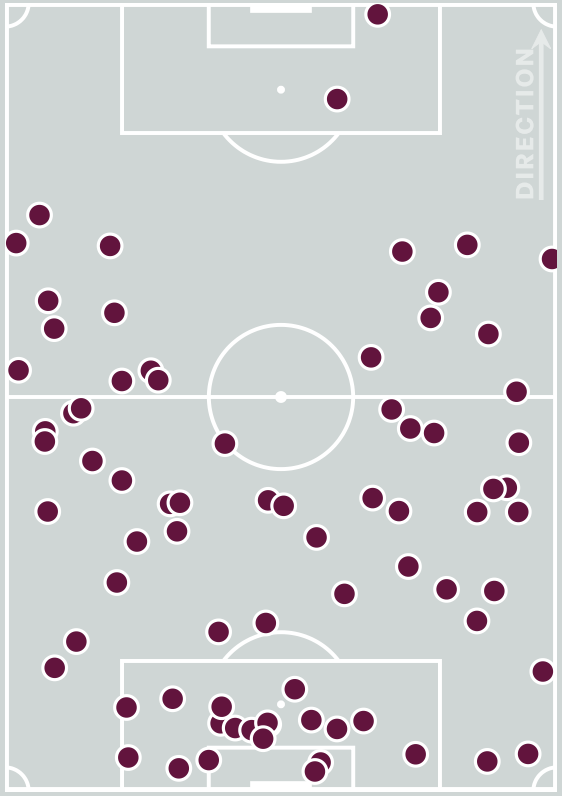

Blocks

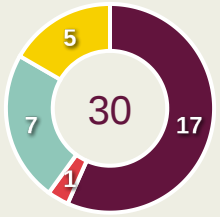

- Passes
- Attempts at Goal
- Crosses
- Clearances

Possession Contests

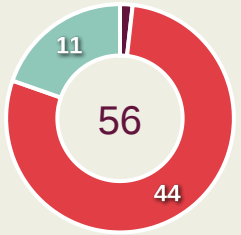

- Physical Duels
- Aerial Duels
- Duels

Most Possession Regains

11

Robert CORDUNEANU

LEFT CENTRE BACK

#	Player	Total Possession Regains
1	Tudor COSA	8
2	Cosmin MATEI	2
3	Lorand BENCZE	5
4	Daniele PAUL	6
5	Eduardo CORLAT	5
6	Ioan PRECUP	5
9	Rares SILITRA	1
10	Alexandru GONCEAR	0
11	Eduardo BODNAR	2
13	Robert CORDUNEANU	11
18	Darius TRIPON	2
7	Denis AEVOAEI	3
14	Erik MANAILA	3
17	Darius BOTA	0
20	Andrei NICULCEA	1

Defensive Line Height & Team Length

Mexico

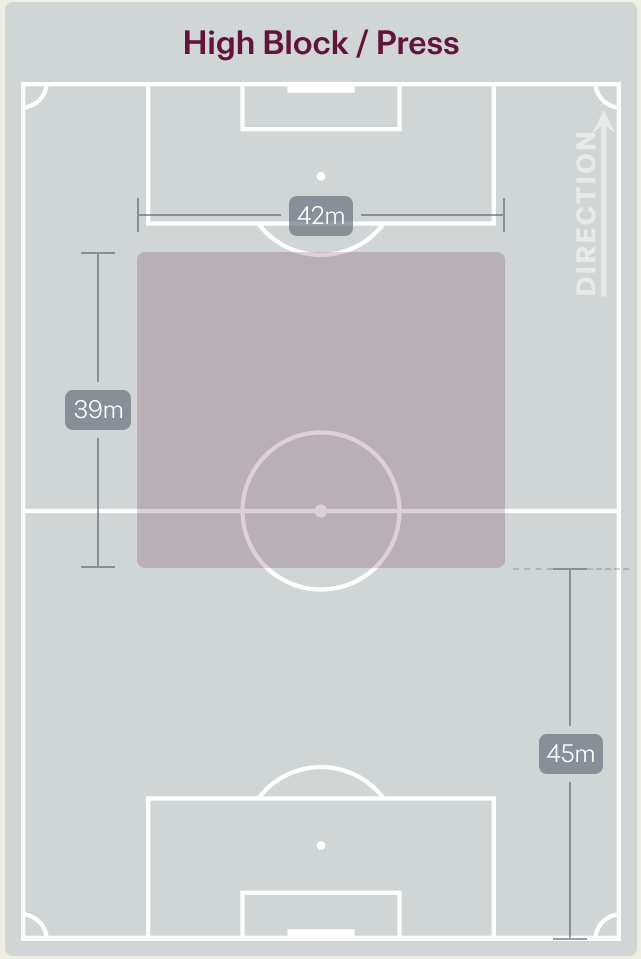

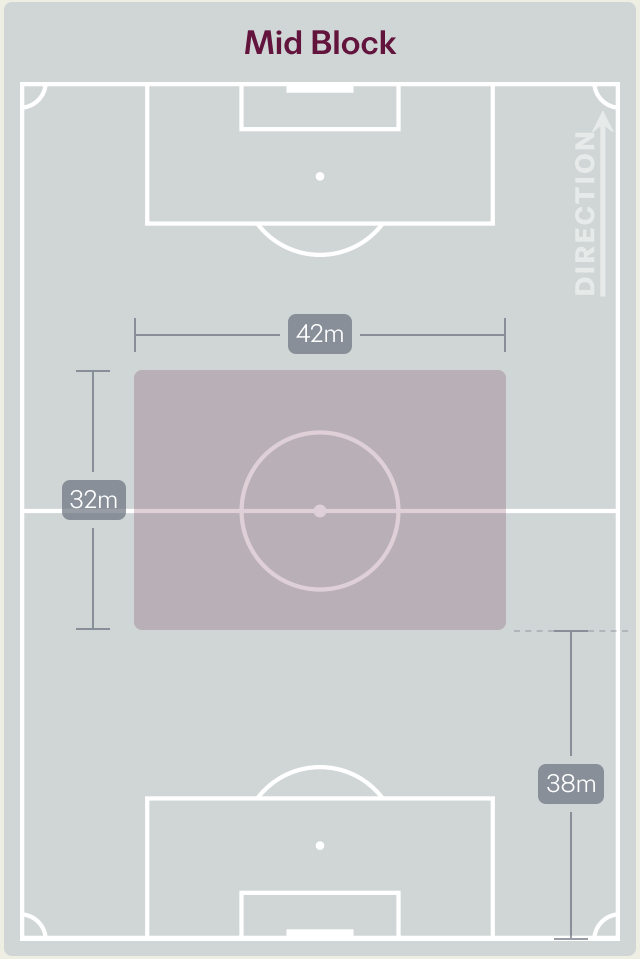

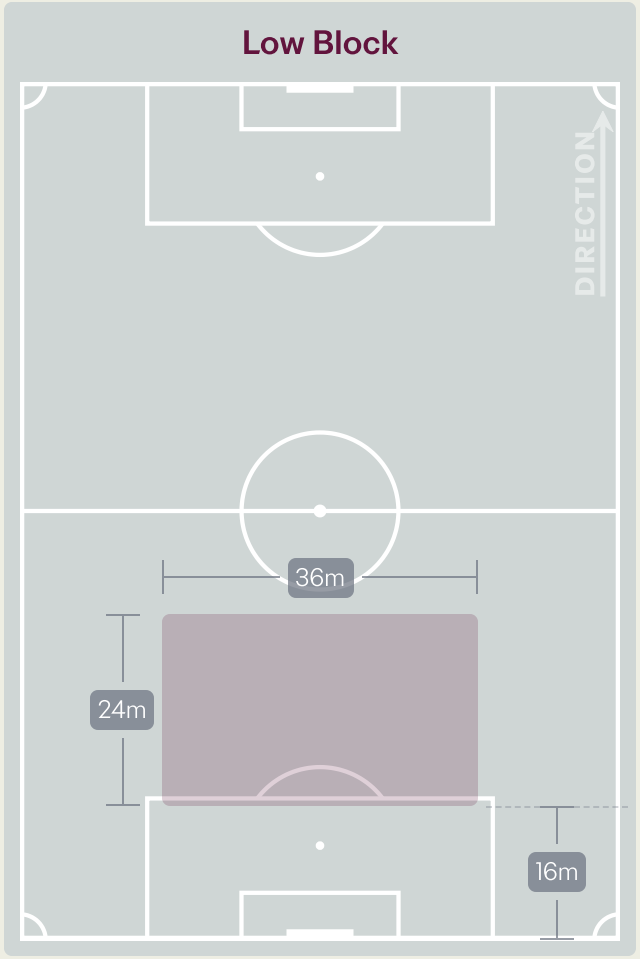

Defensive Line Height & Team Length

Romania

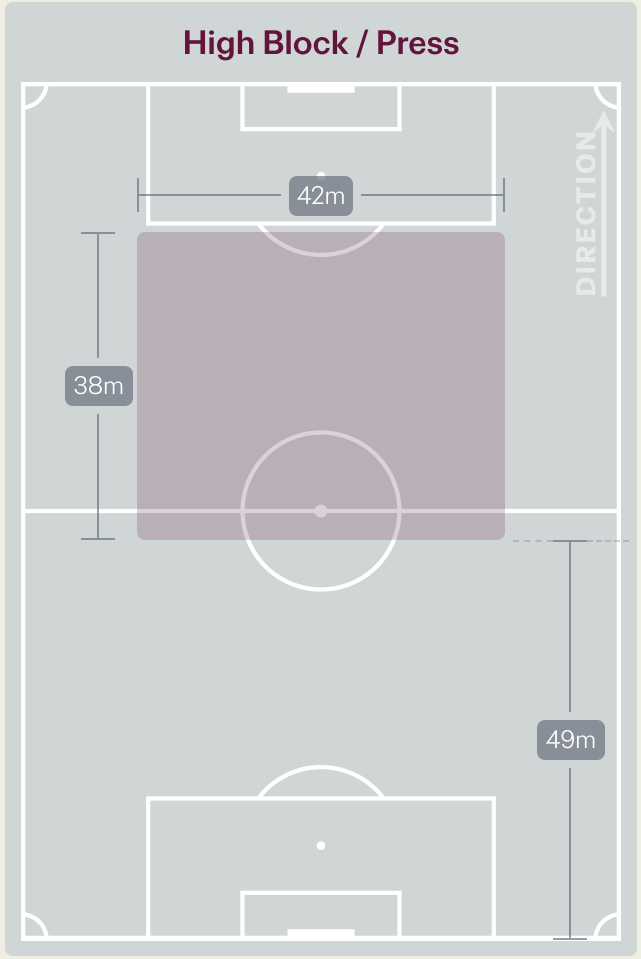

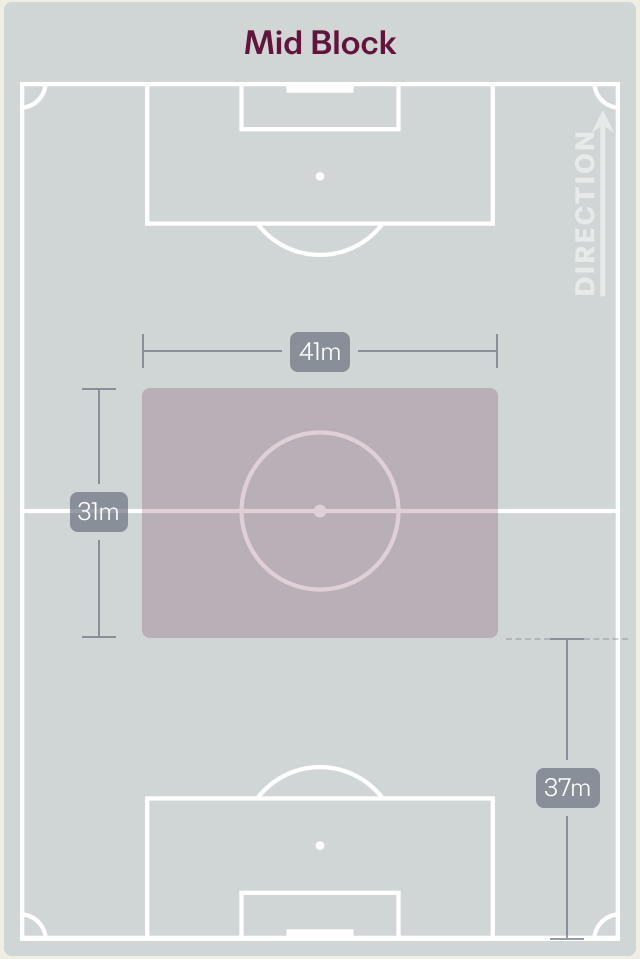

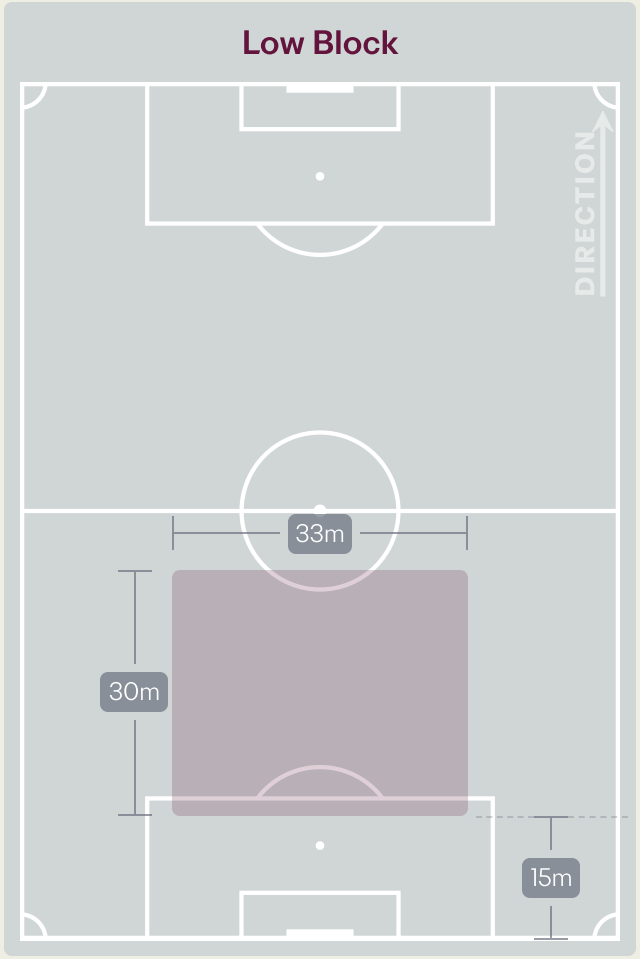

Defensive Pressure

Mexico

Romania

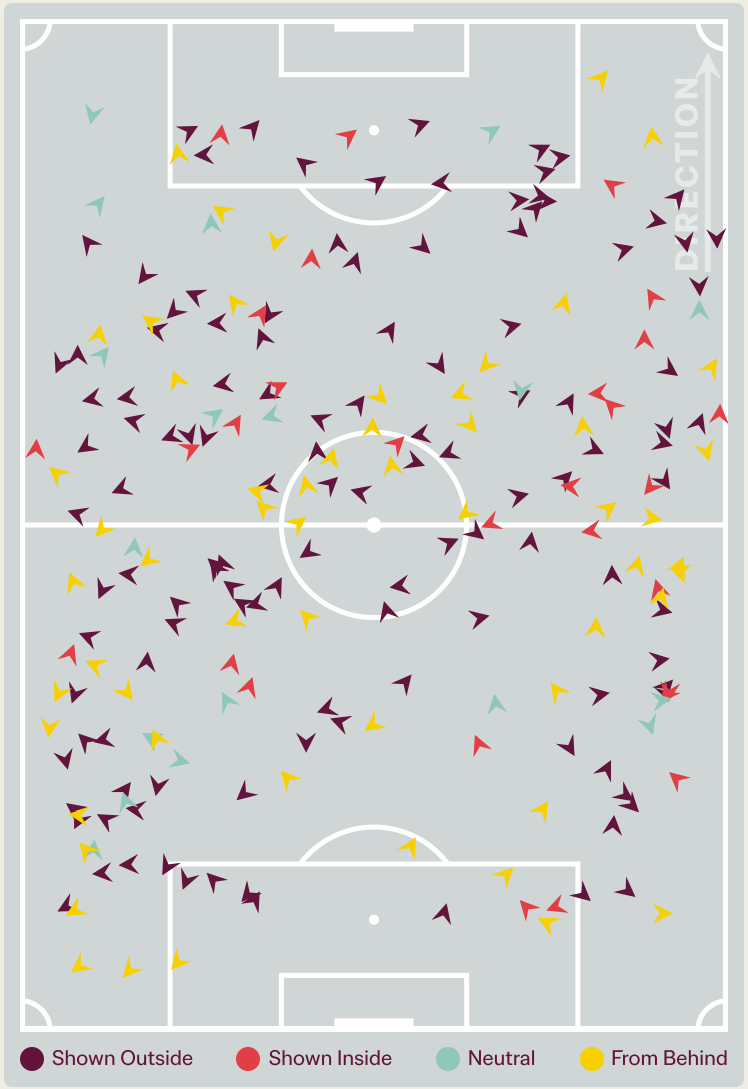

Mexico		Romania
228	Total Pressures	194
52	Direct Pressures	56
1.65s	Avg Pressure Duration	1.79s
55	Forced Turnovers	55
10.41s	Ball Recovery Time	9.16s
103	Pushing on into Pressing	77
179	Pushing on	131
29	Pressing Direction Inside	27
124	Pressing Direction Outside	100

Most Direct Pressures

7

Dylan MARTINEZ

LEFT CENTRE BACK

Most Direct Pressures

9

Daniele PAUL

CENTRE BACK



GOALKEEPING




Mexico v Romania

Goalkeeping Involvement

Mexico

Mexico GK Involvement Timeline

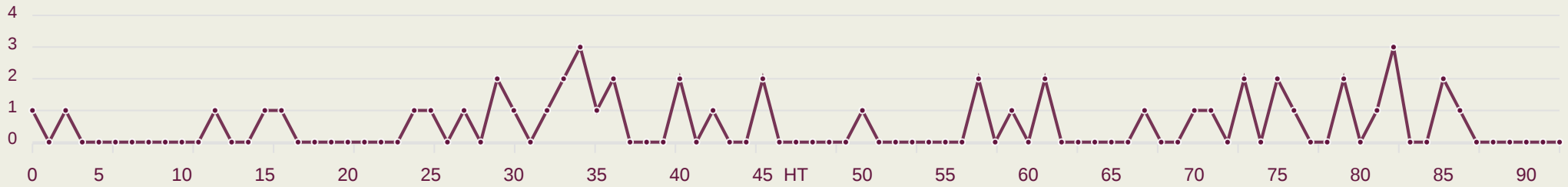

48

Total Involvements

Romania

Romania GK Involvement Timeline

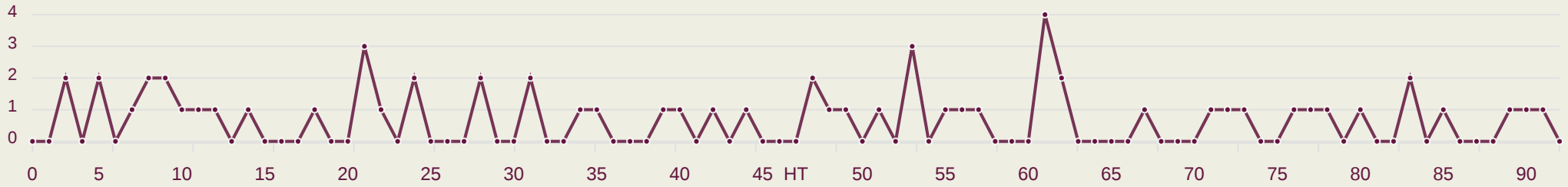

62

Total Involvements

Goalkeeping Distribution

Mexico

Kick from Feet

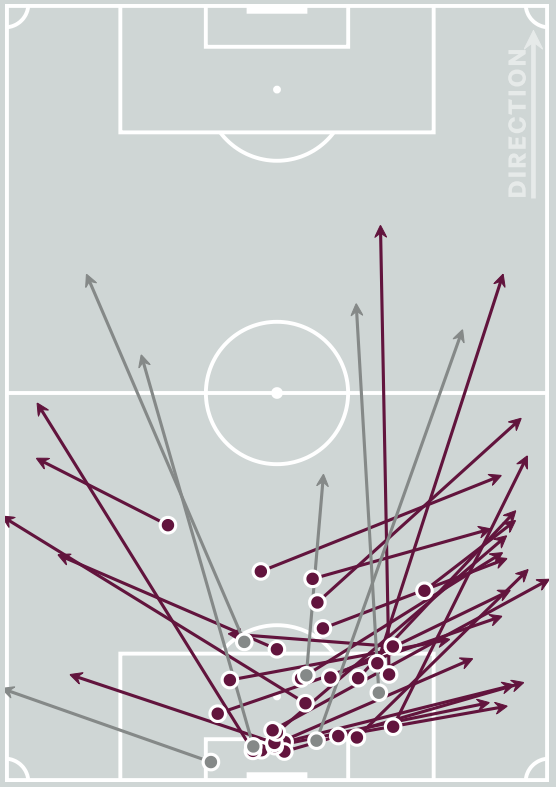

Complete Incomplete

- Play Onto
- Play Into
- Play Around
- Play Through
- Play Beyond
- Other

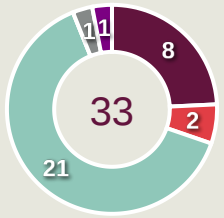

Kick from Hands

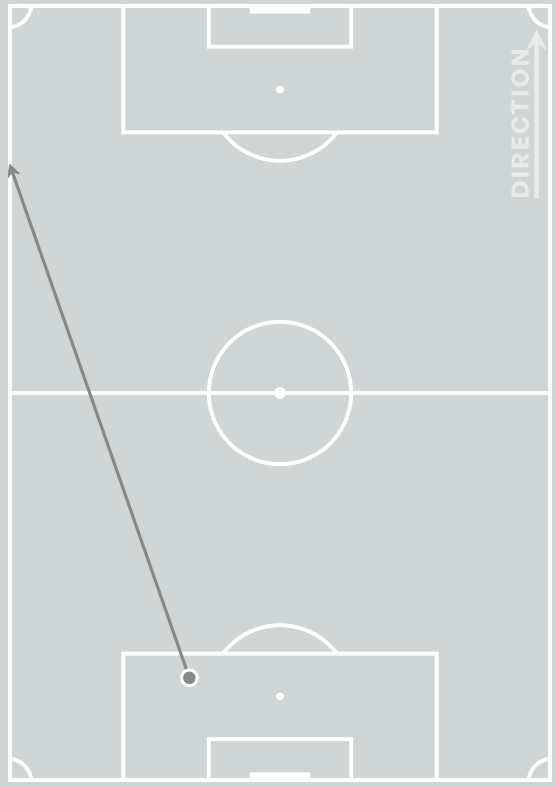

Complete Incomplete

- Side Kick
- From Hands
- Drop Kick

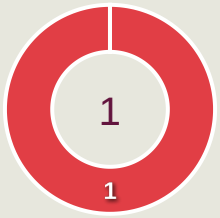

Throw Distribution

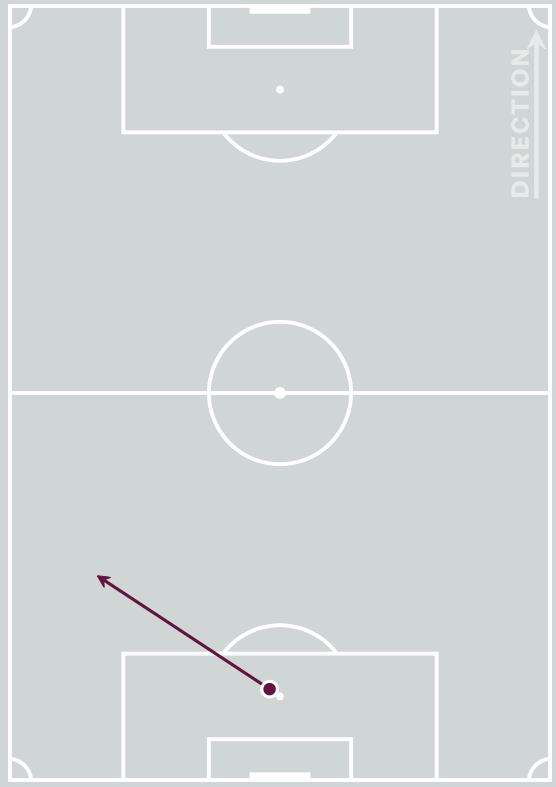

Complete Incomplete

- Over Arm
- Under Arm
- Side Arm
- Chest

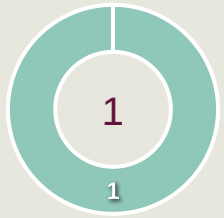

Total Distributions

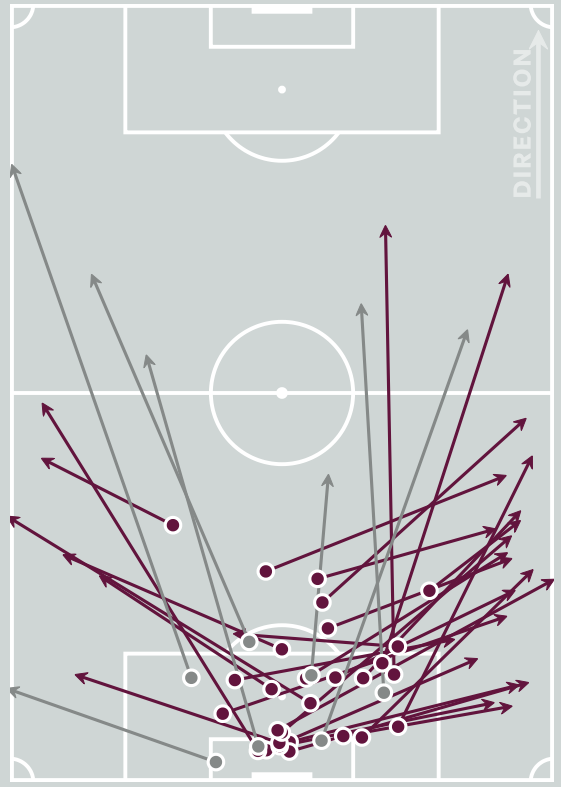

Complete Incomplete

15

Goalkeeper Line Breaks

Goalkeeping Distribution

Romania

Kick from Feet

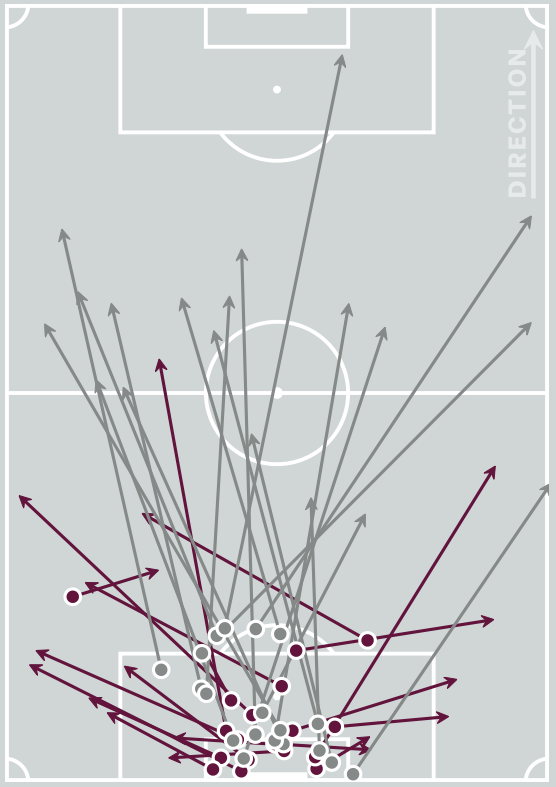

Complete Incomplete

- Play Onto
- Play Into
- Play Around
- Play Through
- Play Beyond
- Other

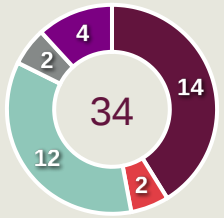

Kick from Hands

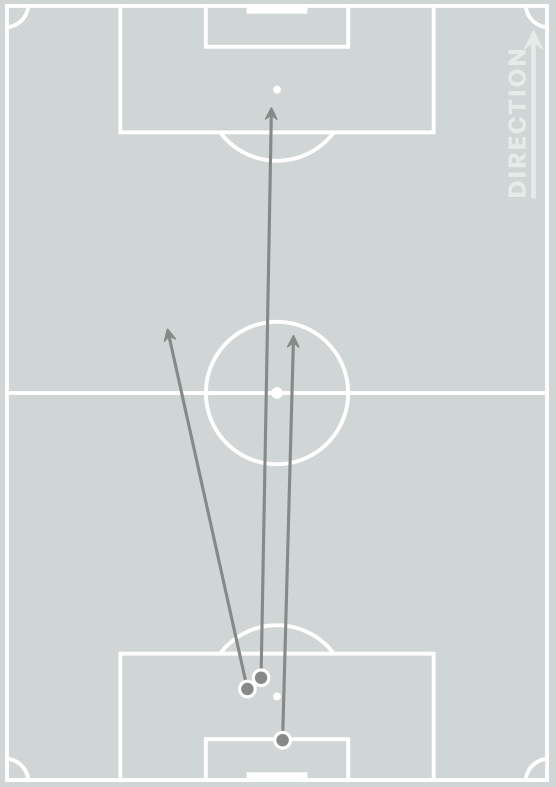

Complete Incomplete

- Side Kick
- From Hands
- Drop Kick

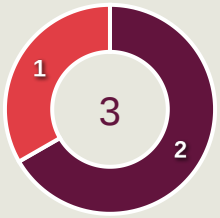

Throw Distribution

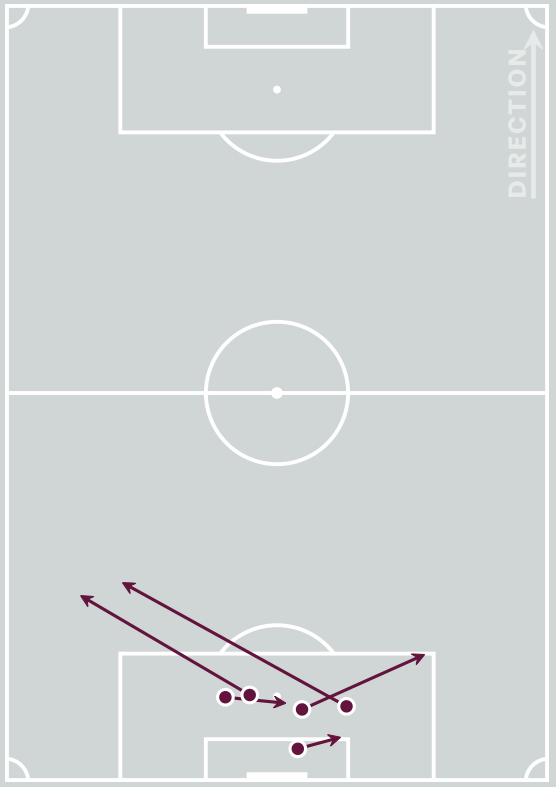

Complete Incomplete

- Over Arm
- Under Arm
- Side Arm
- Chest

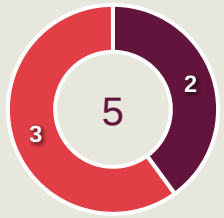

Total Distributions

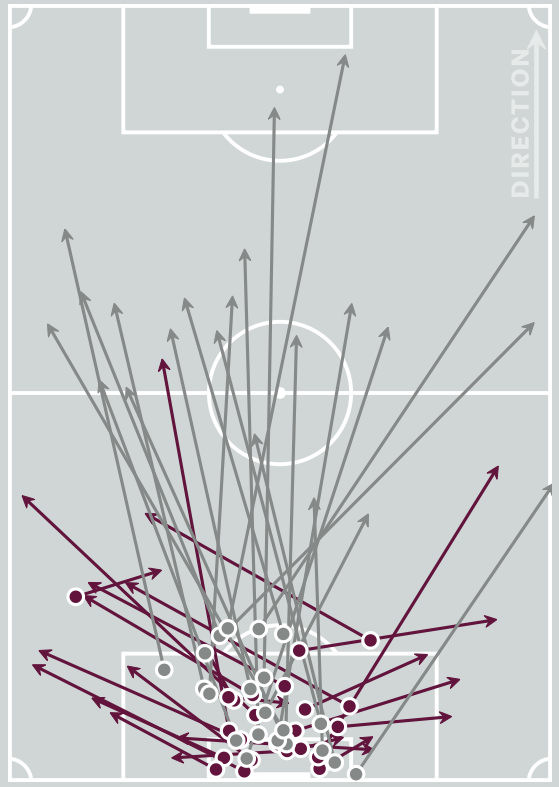

Complete Incomplete

23

Goalkeeper Line Breaks

Goal Prevention

Mexico

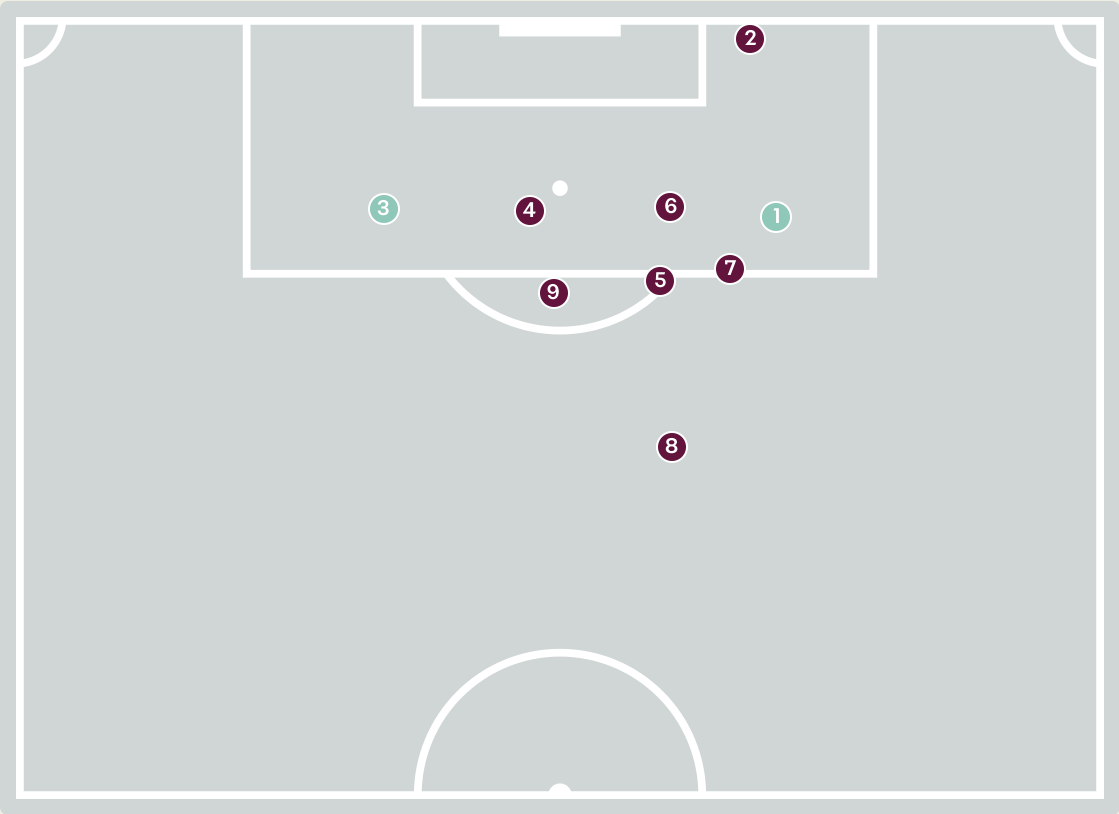



Deflect and Retain | Save and Deflect | Save and Retain | No Save Attempt | Save Attempt

Intervention Type



Deflect & Retain | Save & Deflect | Save & Retain | No Save Attempt | Save Attempt

Intervention Body Type



Head | Hands | Upper Body | Lower Body | Feet

9

Total Attempts on Goal Faced

0

Save %

Total Attempts on Goal Faced	Total Goal Interventions	Save & Retain	Deflect & Retain	Save & Deflect	Save Attempt	No Save Attempt
9	0	0	0	0	2	7

Goal Prevention

Romania

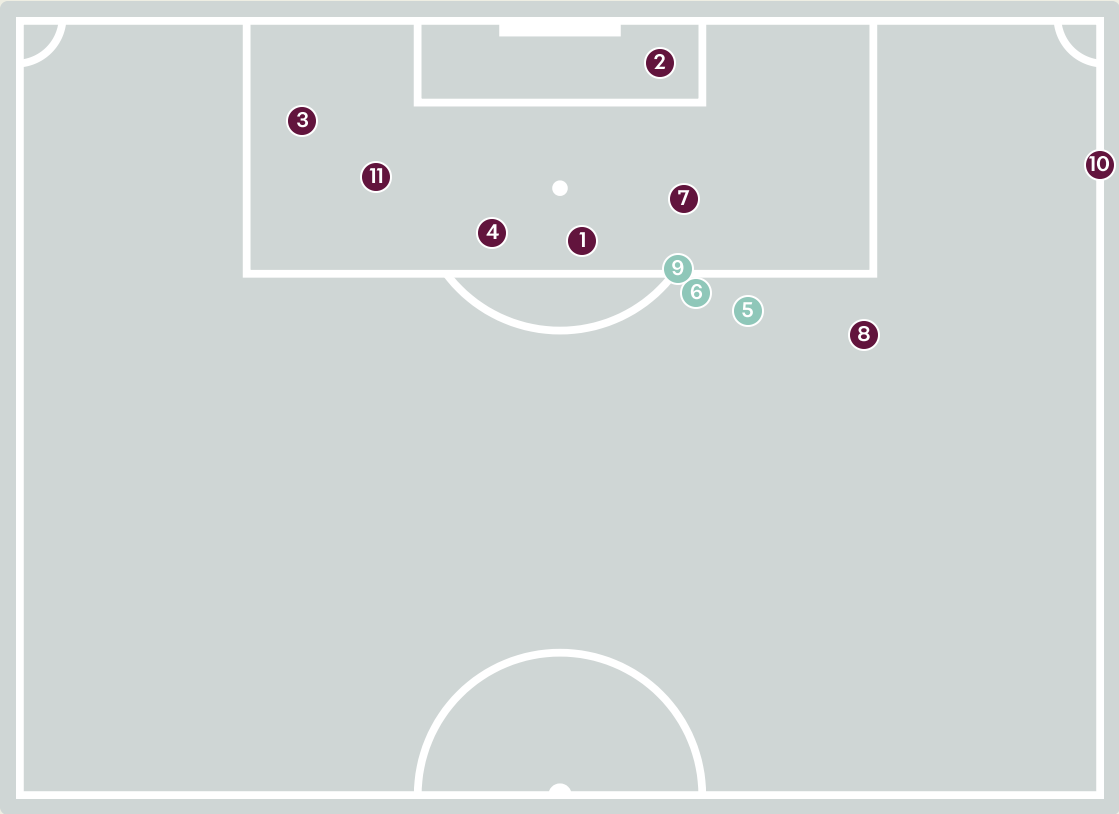

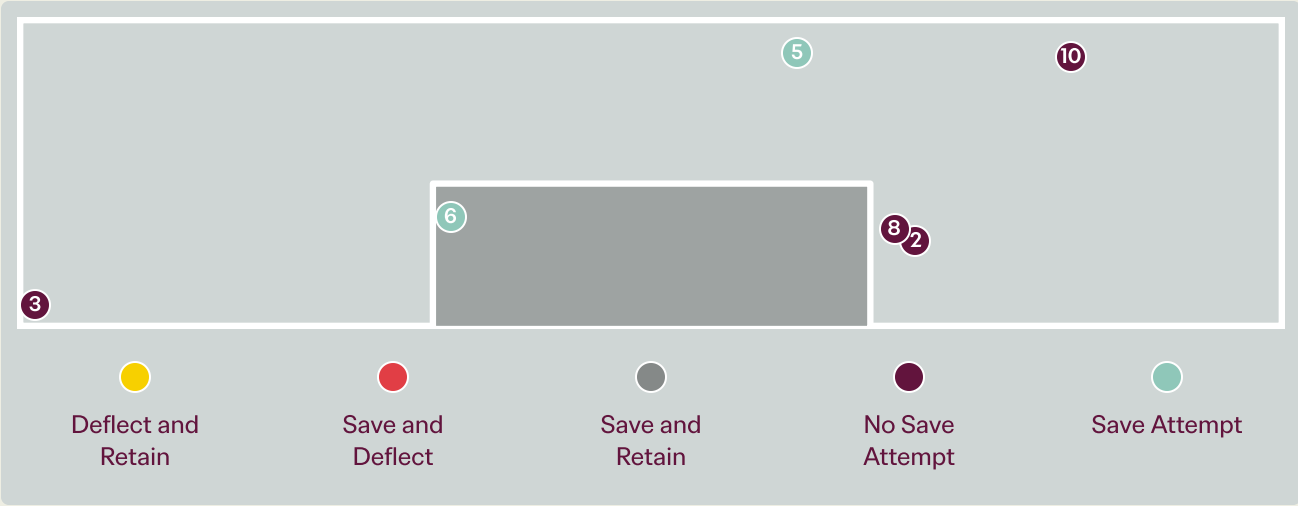

Intervention Type

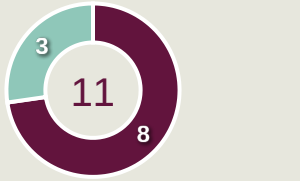

Intervention Body Type



11

Total Attempts on Goal Faced

0

Save %

Total Attempts on Goal Faced	Total Goal Interventions	Save & Retain	Deflect & Retain	Save & Deflect	Save Attempt	No Save Attempt
11	0	0	0	0	3	8

Aerial Control

Mexico

3
Total Interventions

0	0	0
Complete	Punches	Incomplete

2	2	0
Complete	Claims	Incomplete

0	1	0
Complete	Tipped/Palmed	Incomplete

Crosses Faced

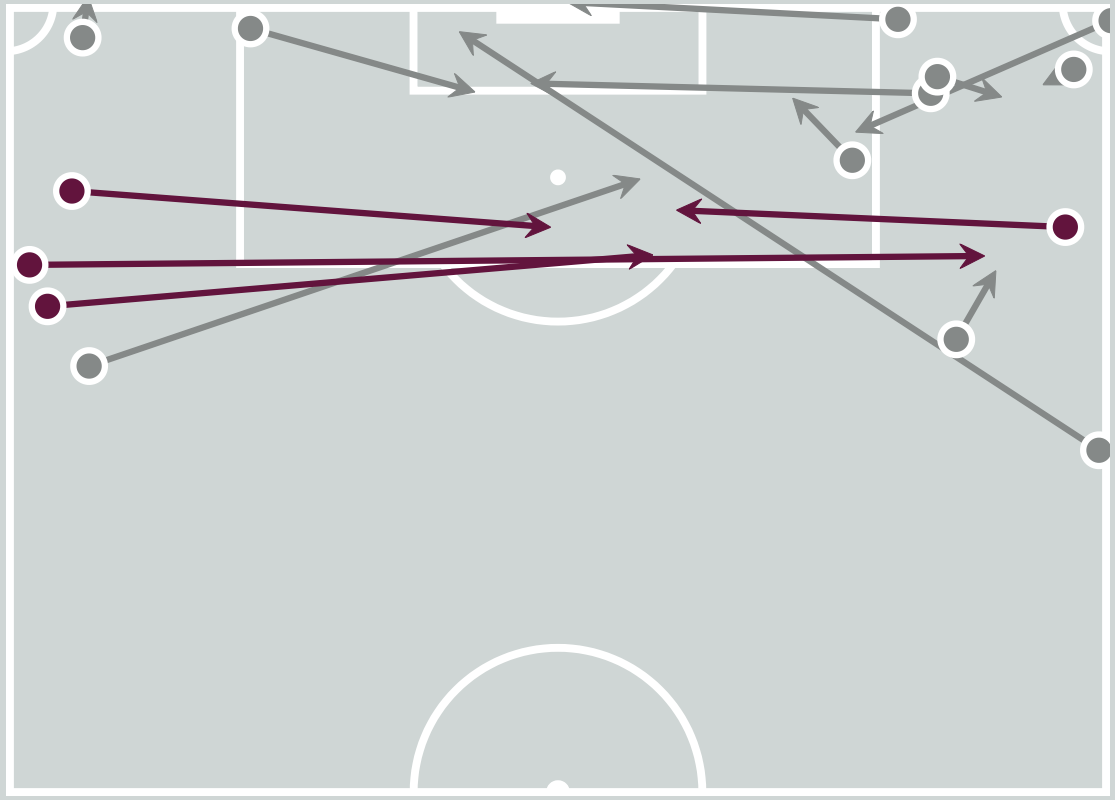

Delivery Types Faced

Total	In Swing	Out Swing	Driven	Lofted	Cutback	Push
19	2	14	0	2	1	0

Aerial Control

Romania

2
Total Interventions

0	0	0
Complete	Punches	Incomplete

0	1	0
Complete	Claims	Incomplete

0	1	0
Complete	Tipped/Palmed	Incomplete

Crosses Faced

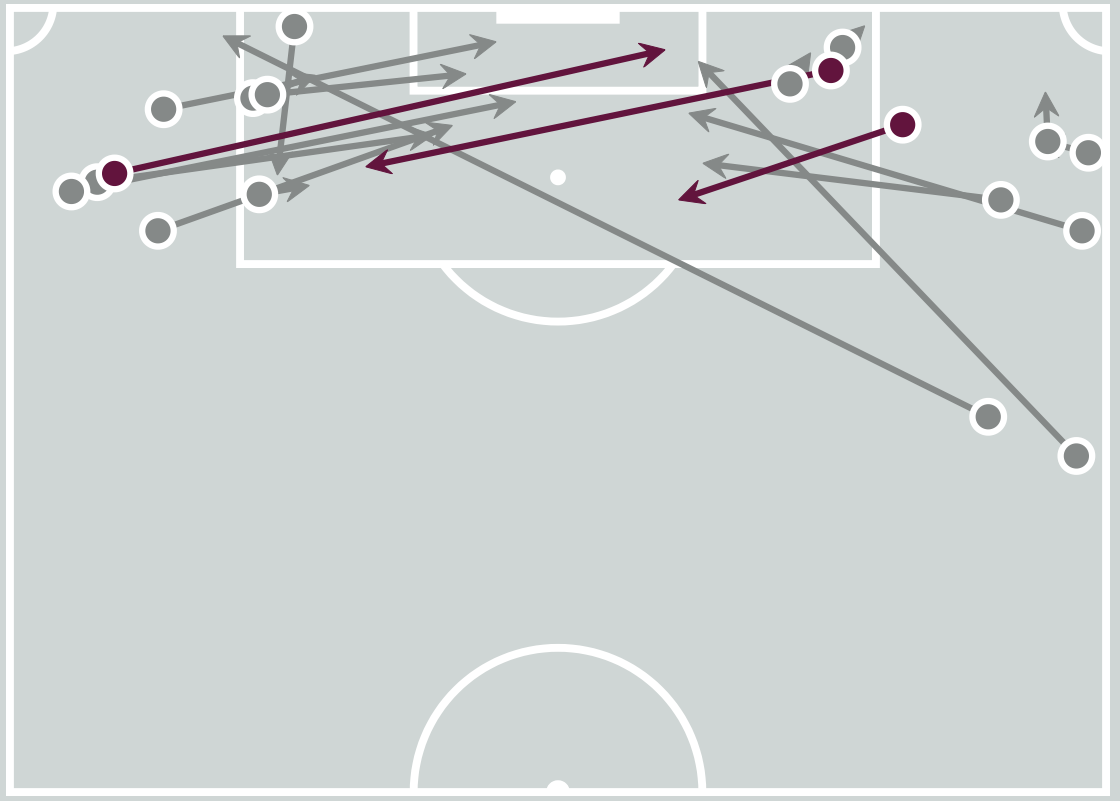

Delivery Types Faced

Total	In Swing	Out Swing	Driven	Lofted	Cutback	Push
24	4	8	5	3	1	3

FIFA U17 WORLD CUP QATAR 2026

SET PLAYS



Mexico v Romania

Set Plays

Mexico



50
Total Set Plays

12
Total Free Kicks

0
Total Penalties

3
Total Corners

35
Total Throw Ins

Free Kicks	
Type	**Total**
Direct	10
Direct (on target)	0
Direct (off target)	2
Indirect	2

Corners			
Delivery Type	**From Left Side**	**From Right Side**	**Total**
Direct to Area	2	1	3
Short	0	0	0
Edge of Penalty Area	0	0	0

Corners	
Delivery Style	**Total**
Inswing	0
Outswing	2
Driven	0
Lofted	1

Set Plays

Romania



45
Total Set Plays

9
Total Free Kicks

0
Total Penalties

3
Total Corners

33
Total Throw Ins

Free Kicks	
Type	**Total**
Direct	7
Direct (on target)	0
Direct (off target)	0
Indirect	2

Corners			
Delivery Type	**From Left Side**	**From Right Side**	**Total**
Direct to Area	1	2	3
Short	0	0	0
Edge of Penalty Area	0	0	0

Corners	
Delivery Style	**Total**
Inswing	1
Outswing	2
Driven	0
Lofted	0

INDIVIDUAL DATA IN POSSESSION




Mexico v Romania

In Possession - Distributions

Mexico



#	Player	Passes Attempted	Passes Completed	Pass Completion %	Switches of Play	Crosses Attempted	Crosses Completed	Line Breaks Attempted	Line Breaks Completed	Line Break Completion %	Ball Progressions	Take Ons	Step Ins	Attempts at Goal	Goals
1	Jose CORONA	35	28	80%	0	0	0	15	10	67%	0	0	0	0	0
2	Alan HERNANDEZ	29	20	69%	0	2	0	16	11	69%	4	3	1	0	0
3	Dylan MARTINEZ	35	20	57%	0	0	0	20	10	50%	0	0	0	0	0
4	Andre GODINEZ	26	21	81%	0	0	0	6	4	67%	0	0	0	1	0
6	Jonathan DE LA FUENTE	22	18	82%	0	5	2	3	2	67%	2	2	0	0	0
9	Adan SANCHEZ	18	14	78%	0	3	1	8	6	75%	2	2	0	3	1
13	Matthew ARANA	16	15	94%	0	5	1	7	4	57%	9	6	3	0	0
14	Davian KIMBROUGH	11	9	82%	0	0	0	0	0	0%	4	3	1	0	0
17	Gerson GUTIERREZ	11	6	55%	0	5	0	5	1	20%	4	4	0	1	0
18	Angel REYES	34	28	82%	1	0	0	13	10	77%	0	0	0	1	0
20	Alvaro VELAZQUEZ	60	43	72%	0	0	0	28	19	68%	1	0	1	0	0
7	Juan MARTINEZ JR	11	9	82%	0	1	0	2	0	0%	4	3	1	1	0
10	Edy LUGO	9	6	67%	0	0	0	3	0	0%	4	3	1	3	0
11	Alberto CISNEROS	2	2	100%	0	1	0	0	0	0%	1	1	0	0	0
15	Miguel RIVERA	6	5	83%	0	2	0	4	4	100%	3	2	1	0	0
19	Jesus ORDUNO	6	4	67%	0	0	0	3	1	33%	0	0	0	1	0

In Possession - Offers & Receptions

Mexico



			Offer movement types						
#	Player	Total Offers	In Front	In Between	Out to In	In to Out	In Behind	No Movement	Offers Received
1	Jose CORONA	6	0	0	0	0	0	6	4
2	Alan HERNANDEZ	10	0	0	2	0	3	5	5
3	Dylan MARTINEZ	1	0	0	0	0	0	1	1
4	Andre GODINEZ	0	0	0	0	0	0	0	0
6	Jonathan DE LA FUENTE	20	0	2	0	4	13	1	6
9	Adan SANCHEZ	27	2	11	0	2	8	4	10
13	Matthew ARANA	14	2	2	0	1	5	4	2
14	Davian KIMBROUGH	13	0	4	1	1	7	0	2
17	Gerson GUTIERREZ	4	0	0	0	0	4	0	0
18	Angel REYES	8	3	3	0	1	1	0	3
20	Alvaro VELAZQUEZ	5	2	1	0	0	1	1	5
7	Juan MARTINEZ JR	17	1	7	0	1	6	2	7
10	Edy LUGO	5	0	0	1	0	1	3	5
11	Alberto CISNEROS	0	0	0	0	0	0	0	0
15	Miguel RIVERA	2	0	0	0	0	2	0	1
19	Jesus ORDUNO	2	0	0	1	0	1	0	1

In Possession - Distributions

Romania



#	Player	Passes Attempted	Passes Completed	Pass Completion %	Switches of Play	Crosses Attempted	Crosses Completed	Line Breaks Attempted	Line Breaks Completed	Line Break Completion %	Ball Progressions	Take Ons	Step Ins	Attempts at Goal	Goals
1	Tudor COSA	46	24	52%	0	0	0	23	5	22%	0	0	0	0	0
2	Cosmin MATEI	10	5	50%	0	0	0	3	1	33%	0	0	0	0	0
3	Lorand BENCZE	46	31	67%	1	4	3	20	13	65%	1	1	0	0	0
4	Daniele PAUL	58	52	90%	2	1	0	16	13	81%	3	0	3	0	0
5	Eduardo CORLAT	48	36	75%	1	2	0	24	13	54%	5	3	2	2	0
6	Ioan PRECUP	33	29	88%	0	5	2	11	10	91%	6	3	3	0	0
9	Rares SILITRA	10	6	60%	0	0	0	1	1	100%	0	0	0	2	0
10	Alexandru GONCEAR	14	7	50%	0	1	1	7	3	43%	3	2	1	3	0
11	Eduardo BODNAR	11	6	55%	0	1	0	4	0	0%	2	2	0	0	0
13	Robert CORDUNEANU	58	42	72%	1	0	0	20	9	45%	4	3	1	1	0
18	Darius TRIPON	15	13	87%	0	1	0	7	5	71%	3	2	1	0	0
7	Denis AEVOAEI	9	8	89%	0	0	0	0	0	0%	0	0	0	1	0
14	Erik MANAILA	31	22	71%	0	2	0	11	4	36%	5	4	1	0	0
17	Darius BOTA	1	1	100%	0	0	0	0	0	0%	1	1	0	0	0
20	Andrei NICULCEA	8	6	75%	0	2	0	1	1	100%	0	0	0	0	0

In Possession - Offers & Receptions

Romania



			Offer movement types						
#	Player	Total Offers	In Front	In Between	Out to In	In to Out	In Behind	No Movement	Offers Received
1	Tudor COSA	0	0	0	0	0	0	0	0
2	Cosmin MATEI	1	1	0	0	0	0	0	1
3	Lorand BENCZE	14	2	0	0	0	3	9	6
4	Daniele PAUL	3	1	0	0	0	0	2	2
5	Eduardo CORLAT	4	0	3	0	0	1	0	1
6	Ioan PRECUP	3	1	0	0	0	1	1	1
9	Rares SILITRA	25	0	2	2	1	19	1	4
10	Alexandru GONCEAR	7	0	1	0	0	5	1	3
11	Eduardo BODNAR	11	0	1	1	0	5	4	2
13	Robert CORDUNEANU	1	0	0	0	1	0	0	1
18	Darius TRIPON	11	1	1	0	1	7	1	5
7	Denis AEVOAEI	4	0	0	0	1	3	0	0
14	Erik MANAILA	4	1	0	0	0	1	2	4
17	Darius BOTA	25	2	8	0	3	11	1	3
20	Andrei NICULCEA	5	0	0	0	0	4	1	2

INDIVIDUAL DATA
OUT OF POSSESSION




Mexico v Romania

Out of Possession

Mexico



#	Player	Tackles Made / Won	Blocks	Interceptions	Pressing Direct	Pressing Indirect	Duels Won - Aerial	Duels Won - Physical	Possession Contests won	Clearances	Loose Ball Receptions	Pushing On	Pushing On into Pressing	Possession Regains	Possession Interrupted
1	Jose CORONA	0 / 0	0	0	0	0	0	0	0	0	5	0	0	6	0
2	Alan HERNANDEZ	2 / 1	2	1	6	10	4	0	4	4	4	10	6	7	4
3	Dylan MARTINEZ	4 / 0	3	0	7	4	2	0	2	12	3	6	4	4	9
4	Andre GODINEZ	3 / 0	4	1	5	0	2	0	2	6	0	1	0	6	6
6	Jonathan DE LA FUENTE	4 / 0	3	0	6	19	2	0	4	3	7	20	14	2	5
9	Adan SANCHEZ	2 / 0	1	1	2	30	0	0	1	0	7	19	10	3	1
13	Matthew ARANA	4 / 2	3	0	5	25	0	0	1	0	9	18	15	4	2
14	Davian KIMBROUGH	0 / 0	0	0	2	18	1	0	3	1	1	16	10	2	0
17	Gerson GUTIERREZ	4 / 1	2	0	0	10	0	0	1	3	6	13	6	3	5
18	Angel REYES	3 / 1	3	0	3	9	0	0	0	7	8	22	6	3	7
20	Alvaro VELAZQUEZ	3 / 1	2	3	3	2	3	0	3	19	5	10	3	11	10
7	Juan MARTINEZ JR	1 / 0	0	0	6	21	0	0	0	1	4	15	10	0	1
10	Edy LUGO	0 / 0	1	0	1	3	0	0	0	2	1	5	2	0	2
11	Alberto CISNEROS	2 / 0	0	0	3	11	1	0	1	0	1	6	6	0	0
15	Miguel RIVERA	0 / 0	3	0	0	4	0	0	0	5	2	8	3	1	6
19	Jesus ORDUNO	3 / 0	1	0	3	10	2	0	2	2	2	10	8	2	3

Out of Possession

Romania



#	Player	Tackles Made / Won	Blocks	Interceptions	Pressing Direct	Pressing Indirect	Duels Won - Aerial	Duels Won - Physical	Possession Contests won	Clearances	Loose Ball Receptions	Pushing On	Pushing On into Pressing	Possession Regains	Possession Interrupted
1	Tudor COSA	0 / 0	0	0	0	0	0	0	0	0	7	0	0	8	0
2	Cosmin MATEI	1 / 1	0	1	0	1	0	0	0	1	3	1	1	2	1
3	Lorand BENCZE	4 / 0	5	0	5	20	1	0	1	4	8	26	14	5	6
4	Daniele PAUL	9 / 2	3	1	9	3	3	0	5	9	18	8	4	6	10
5	Eduardo CORLAT	3 / 2	1	0	3	6	5	0	5	5	7	2	2	5	3
6	Ioan PRECUP	8 / 3	3	1	8	15	3	0	3	2	6	4	2	5	4
9	Rares SILITRA	2 / 0	0	0	2	18	3	0	3	0	3	17	6	1	1
10	Alexandru GONCEAR	0 / 0	1	0	2	9	0	0	0	1	3	6	3	0	2
11	Eduardo BODNAR	1 / 0	2	1	1	19	1	0	1	0	4	17	15	2	1
13	Robert CORDUNEANU	9 / 1	7	0	8	9	9	1	11	8	13	12	8	11	12
18	Darius TRIPON	4 / 0	5	0	6	12	1	0	1	1	6	14	6	2	3
7	Denis AEVOAEI	3 / 1	2	1	4	5	1	0	1	1	4	6	5	3	1
14	Erik MANAILA	5 / 2	0	1	3	3	0	0	0	3	5	7	2	3	2
17	Darius BOTA	0 / 0	1	0	2	11	0	0	0	0	1	6	5	0	1
20	Andrei NICULCEA	1 / 0	1	0	3	7	0	0	0	0	2	5	4	1	0

FIFA U17 WORLD CUP QATAR 2026

INDIVIDUAL DATA
PHYSICAL




Mexico v Romania

Physical Data

Mexico



#	Player	Total Distance (m)	Zone 1: 0-7 km/h (m)	Zone 2: 7-15 km/h (m)	Zone 3: 15-20 km/h (m)	Zone 4: 20-25 km/h (m)	Zone 5: 25+ km/h (m)	High Speed Runs (Zone 3)	Sprints (Zone 4 & 5)	Top Speed (km/h)
1	Jose CORONA	5021.6	3585.8	1327.8	85.1	14.6	8.4	8.0	2.0	27.9
2	Alan HERNANDEZ	8290.0	2663.9	4003.2	1072.3	439.1	111.5	98.0	39.0	28.7
3	Dylan MARTINEZ	9898.5	3850.0	4460.5	1201.9	308.3	77.8	121.0	22.0	29.8
4	Andre GODINEZ	9496.3	3519.6	4639.3	1050.7	235.9	50.8	106.0	20.0	28.7
6	Jonathan DE LA FUENTE	12872.4	3065.1	5458.5	2761.8	1192.6	394.3	224.0	82.0	32.0
9	Adan SANCHEZ	7497.9	1966.0	3504.7	1389.5	510.6	127.0	118.0	39.0	29.2
13	Matthew ARANA	7218.4	2512.0	3408.0	827.7	357.5	113.3	76.0	29.0	29.8
14	Davian KIMBROUGH	8422.4	2638.1	3862.2	1200.1	513.2	208.9	110.0	44.0	31.4
17	Gerson GUTIERREZ	7466.5	2556.8	3163.4	1185.7	403.5	157.1	108.0	35.0	32.9
18	Angel REYES	10894.8	3353.9	5549.6	1627.1	322.1	42.1	136.0	24.0	26.4
20	Alvaro VELAZQUEZ	10415.4	3539.9	5063.7	1256.8	435.1	120.0	123.0	34.0	33.0
7	Juan MARTINEZ JR	4506.8	1487.5	1852.4	641.1	456.5	69.1	61.0	29.0	30.0
10	Edy LUGO	2703.8	821.2	1231.9	465.8	176.7	8.2	38.0	11.0	25.6
11	Alberto CISNEROS	2845.1	783.2	1346.2	429.7	229.3	56.7	42.0	15.0	31.8
15	Miguel RIVERA	3168.1	1086.4	1472.6	375.2	148.5	85.5	26.0	12.0	32.0
19	Jesus ORDUNO	3393.3	964.4	1667.9	505.6	229.6	25.9	48.0	15.0	28.0

Physical Data

Romania



#	Player	Total Distance (m)	Zone 1: 0-7 km/h (m)	Zone 2: 7-15 km/h (m)	Zone 3: 15-20 km/h (m)	Zone 4: 20-25 km/h (m)	Zone 5: 25+ km/h (m)	High Speed Runs (Zone 3)	Sprints (Zone 4 & 5)	Top Speed (km/h)
1	Tudor COSA	4637.3	3538.7	1002.2	74.1	22.2	0	6.0	3.0	24.2
2	Cosmin MATEI	2041.5	609.1	1031.5	261.6	139.4	0	25.0	12.0	24.6
3	Lorand BENCZE	11123.0	3314.0	5907.1	1400.5	437.2	64.3	131.0	30.0	27.2
4	Daniele PAUL	10066.2	3742.1	4598.7	1316.4	318.6	90.4	121.0	25.0	29.9
5	Eduardo CORLAT	10435.6	3927.7	4730.6	1390.0	350.2	37.2	118.0	25.0	27.8
6	Ioan PRECUP	10538.1	3828.3	4794.4	1410.5	353.1	151.8	120.0	26.0	28.8
9	Rares SILITRA	11081.2	3256.5	5271.6	1812.8	571.5	168.8	157.0	44.0	32.0
10	Alexandru GONCEAR	8293.1	2386.4	3916.4	1522.4	400.4	67.3	122.0	32.0	31.0
11	Eduardo BODNAR	6673.5	2435.0	3031.4	789.2	308.1	109.8	76.0	22.0	29.5
13	Robert CORDUNEANU	9944.7	3720.4	4640.2	1170.7	343.8	69.6	105.0	23.0	30.1
18	Darius TRIPON	7751.3	2198.7	3777.8	1190.8	419.5	164.5	121.0	36.0	30.8
7	Denis AEVOAEI	3202.9	915.3	1573.5	466.1	209.8	38.2	41.0	14.0	30.4
14	Erik MANAILA	8307.5	2740.5	3664.4	1266.3	446.3	189.9	114.0	37.0	33.0
17	Darius BOTA	3829.8	1139.9	1723.7	547.2	339.7	79.3	54.0	20.0	29.7
20	Andrei NICULCEA	3688.9	1090.3	1753.3	703.2	124.7	17.5	56.0	8.0	27.6


FIFA
U17
WORLD CUP
QATAR 2026