FIFA U17 WORLD CUP QATAR 2026

POST MATCH SUMMARY REPORT

Chile 4 - 2 Algeria

Group J - Match 20
21 November 2026
18:30 Kick Off
Aspire Zone - Pitch 7 - Mansour Muftah

21 November 2026 - Aspire Zone - Pitch 7 - Mansour Muftah - 18:30

Match Summary - Teams

Chile

4 — 2

Algeria

STARTING

1	GK	Vicente VILLEGAS		
2	DF	Esteban PAEZ		
4	DF	Baltazar OROSTICA		
5	DF	Lucas LOPEZ	⚽ 28'	
6	MF	Sebastian MELGAREJO	⬇ 72'	
8	MF	Joaquin MUNOZ		
9	FW	Amaro PEREZ	⚽ 34'	⬇ 80'
15	MF	Rodrigo CATALAN	⚽ 21'	⬇ 60'
17	DF	Antonio CANNONI		
18	FW	Amaro RIVEROS	⬇ 60'	
19	MF	Andher GONZALEZ	⬇ 80'	

SUBSTITUTES

12	GK	Cristobal DEL RIO			
21	GK	Maximo HERNANDEZ			
3	DF	Benjamin VILLARROEL			
7	FW	Jonathan GUERRERO	⬆ 60'	66'	⚽ 82'
10	FW	Bayron BARRERA			
11	FW	Bayron LIZAMA	⬆ 72'		
13	MF	Claudio SALVO	⬆ 80'		
14	MF	Nicolas MARINETTI	⬆ 60'		
16	DF	Martin BARRIOS			
20	FW	Felipe RAIPAN	⬆ 80'		

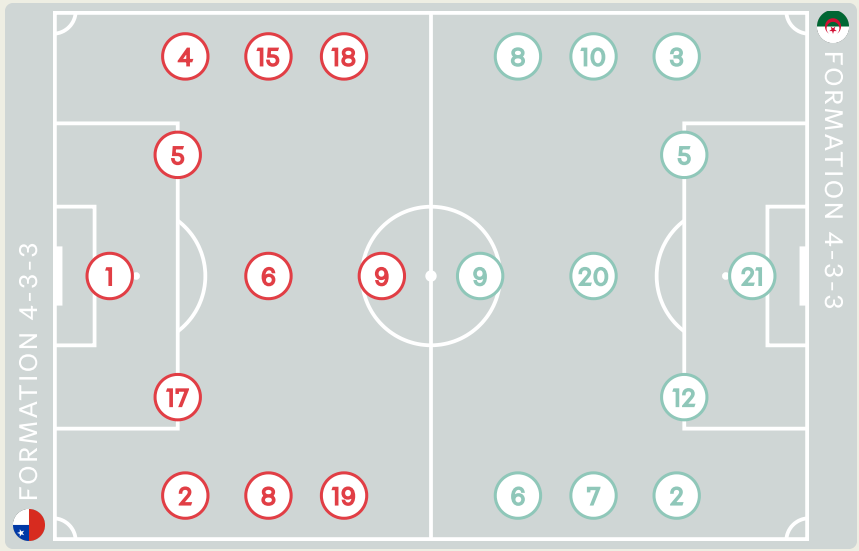

STARTING

Yazid TIFRANI	GK	21	
Ayoub DAHMAS	DF	2	
Anas BELKANICHI	DF	3	
Kenzo BRIGNONE	DF	5	
63' Ramy BENKHIAT	MF	6	
⚽ 15' Yacine ABED	FW	7	
⬇ 53' Walid NECHAB	MF	8	
⬇ 63' Melwane ZAIDI	FW	9	
⬇ 63' Zadig BENDIAB	FW	10	
⚽ 8' Ilyes MEKKAOUI	DF	12	
⬇ 85' Nazim BENGHEZEL	MF	20	

SUBSTITUTES

Ivan GUEMDANI	GK	1	
Nazim BENMEDJDOUB	GK	16	
Mahmoud NOUBLI	DF	4	
⬆ 63' Khalil TOUALI	FW	11	
Mahdi MAGHLOUT	FW	13	
Rayan ZIDANE	MF	14	
Noam BENRAMDANE	DF	15	
⬆ 63' Sid KADDOURI	FW	17	
⬆ 53' Ilyes GRINI	MF	18	
⬆ 85' Adam BENALI	MF	19	

Distribution in the Final Third

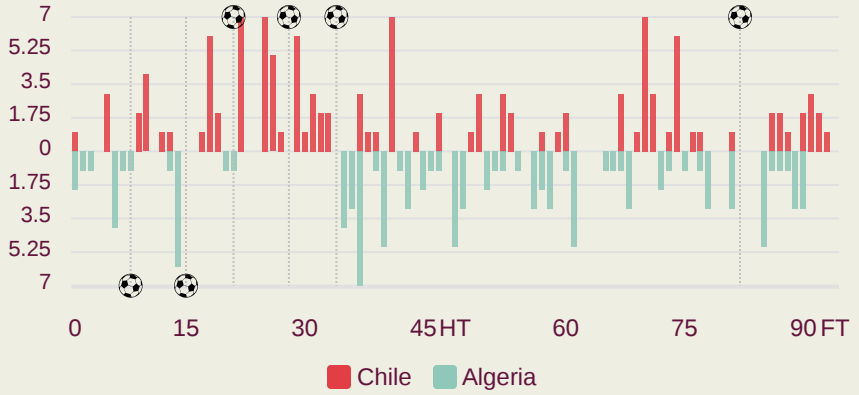

21 November 2026 - Aspire Zone - Pitch 7 - Mansour Muftah - 18:30

Match Summary - Key Statistics



Chile

4 — 2

Algeria



Possession

Total	40.8% / 9.5% / 49.7%	Total
4	Goals	2
1.18	xG (Expected Goals)	1.01
13 (7)	Attempts at Goal (On Target)	15 (5)
368 (300)	Total Passes (Complete)	451 (397)
82 %	Pass Completion %	88 %
72	Completed Line Breaks	92
14	Defensive Line Breaks	22
95	Receptions in the Final Third	94
17	Crosses	22
11	Ball Progressions	36
274 (67)	Defensive Pressures Applied (Direct Pressures)	201 (43)
33	Forced Turnovers	46
60	Second Balls	75
112.7 km	Total Distance Covered	110.1 km
5 km	Zone 4 – Low Speed Sprinting: 20-25 km/h	5.2 km

21 November 2026 - Aspire Zone - Pitch 7 - Mansour Muftah - 18:30

Chile

Phases of Play

Algeria

IN POSSESSION



OUT OF POSSESSION

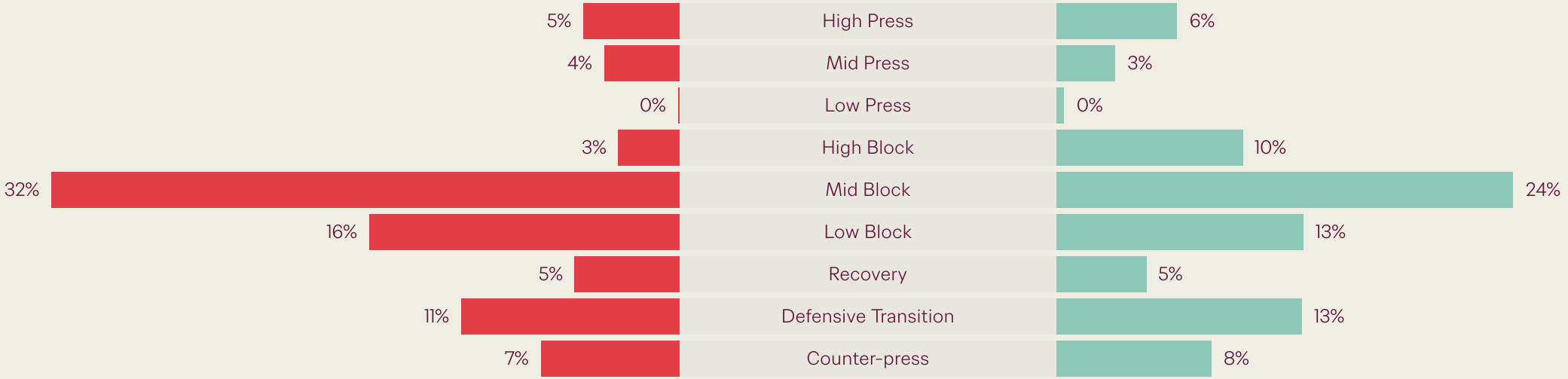

FIFA U17 WORLD CUP QATAR 2026

IN POSSESSION




Chile v Algeria

In Possession Line Height & Team Length

Chile

Build Up Low

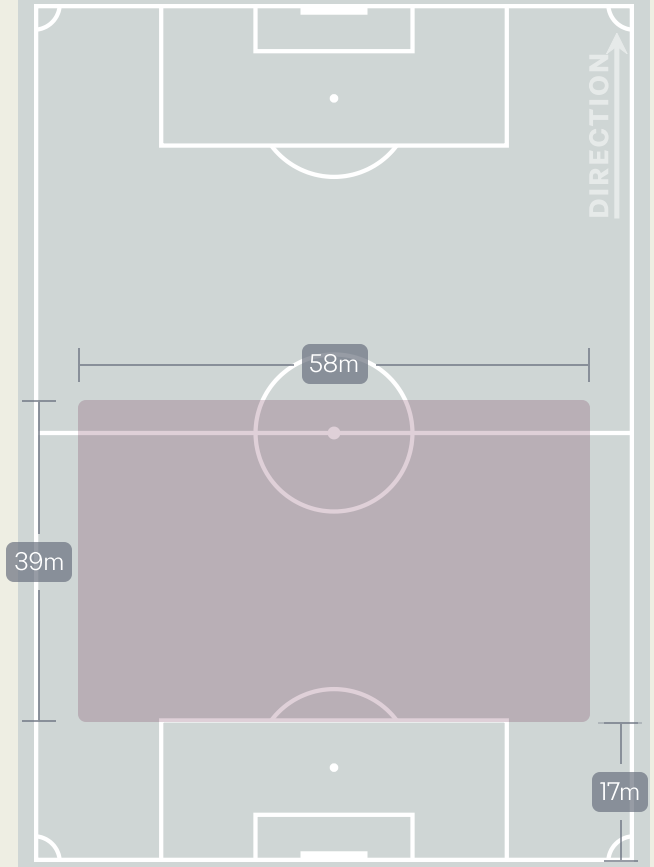

Build Up Mid

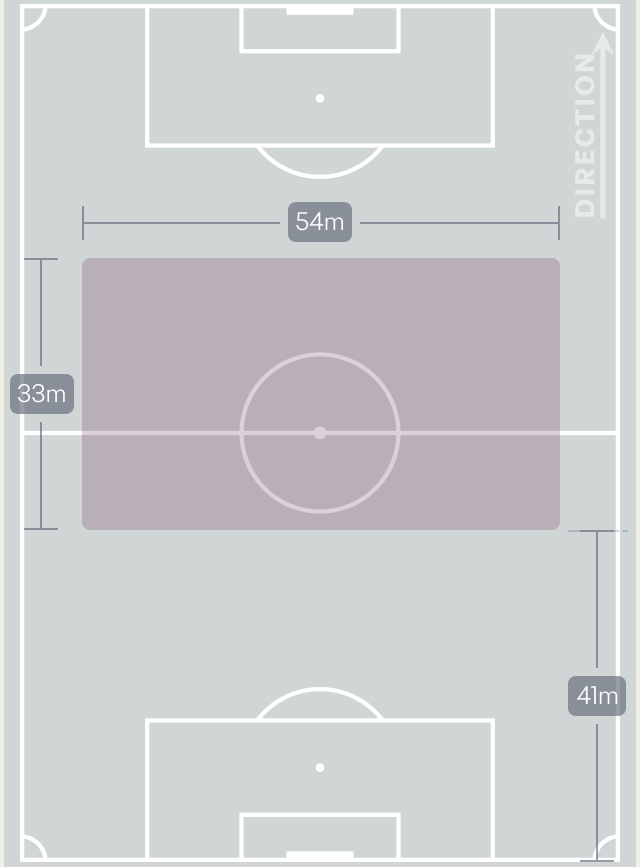

Final Third Phase

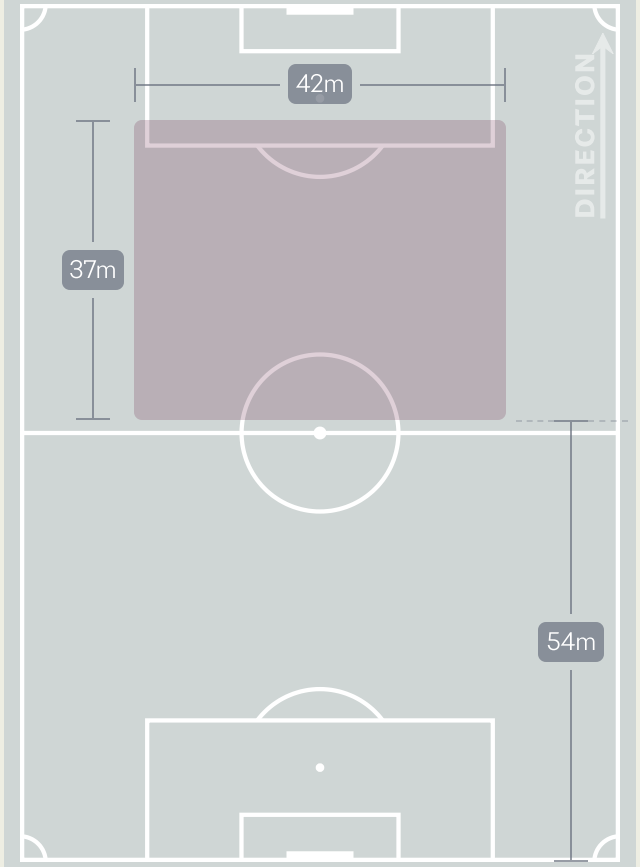

In Possession Line Height & Team Length

Algeria

Build Up Low

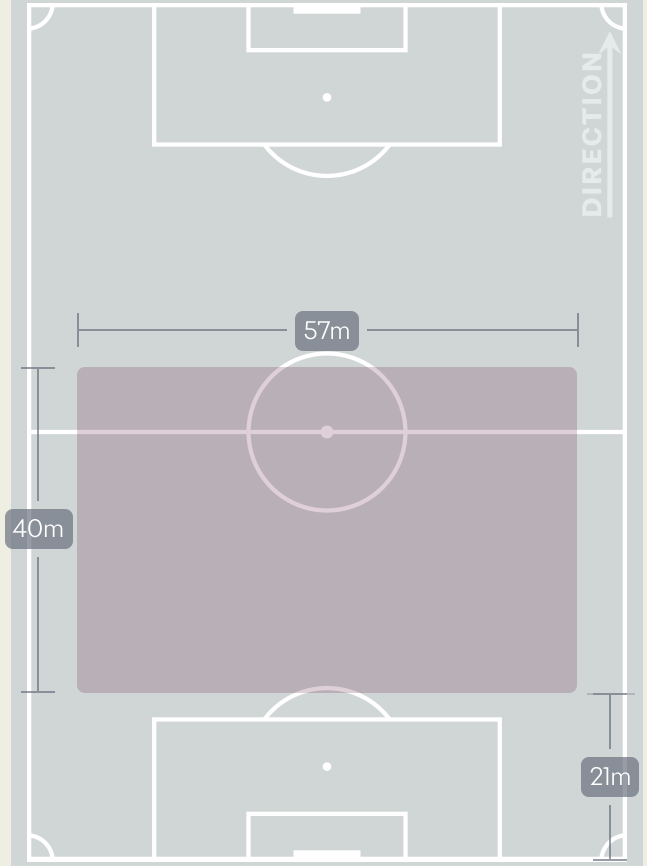

Build Up Mid

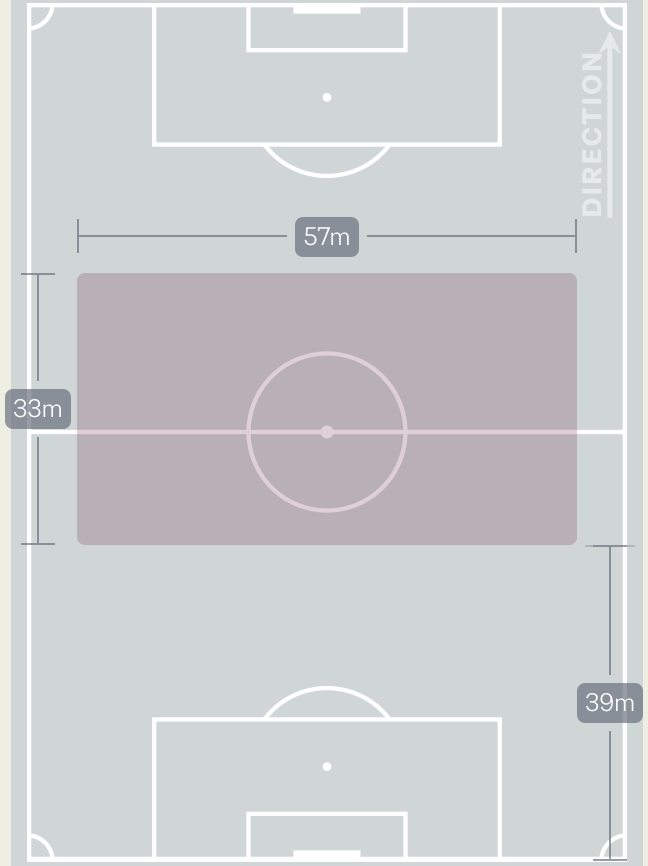

Final Third Phase

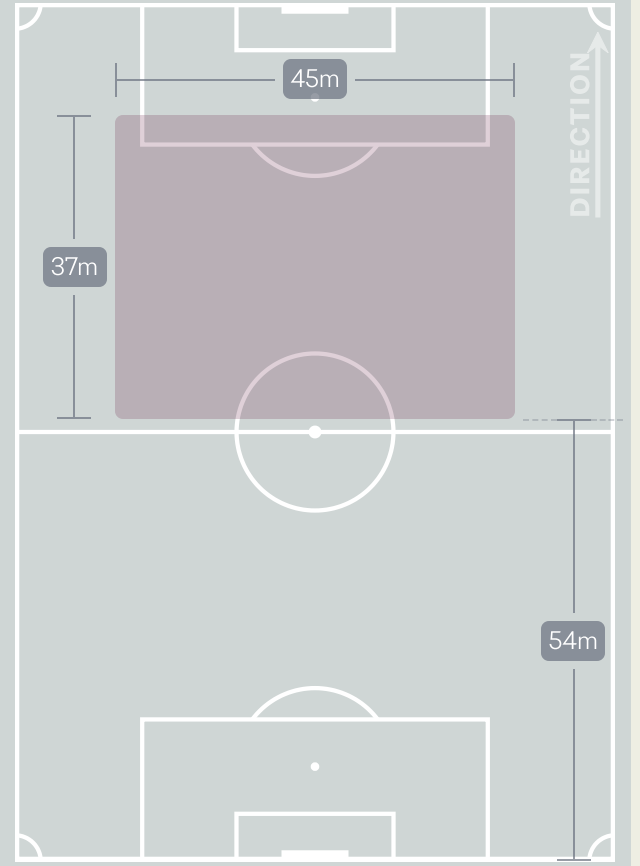

Line Breaks

Chile

Attempted Line Breaks
116

29	18
Attempted	Complete

24	21
Attempted	Complete

63	33
Attempted	Complete

4 Units

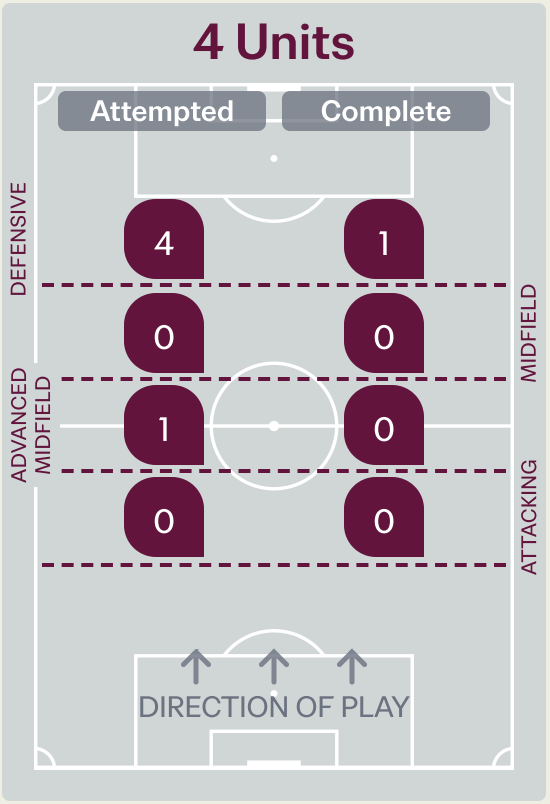

Attempted Line Breaks	5
Inside Shape	4
Outside Shape	1

3 Units

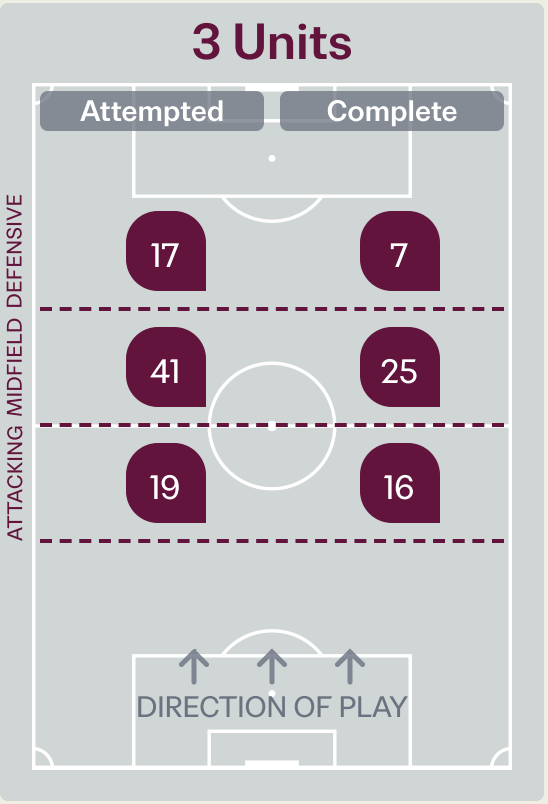

Attempted Line Breaks	77
Inside Shape	56
Outside Shape	21

2 Units

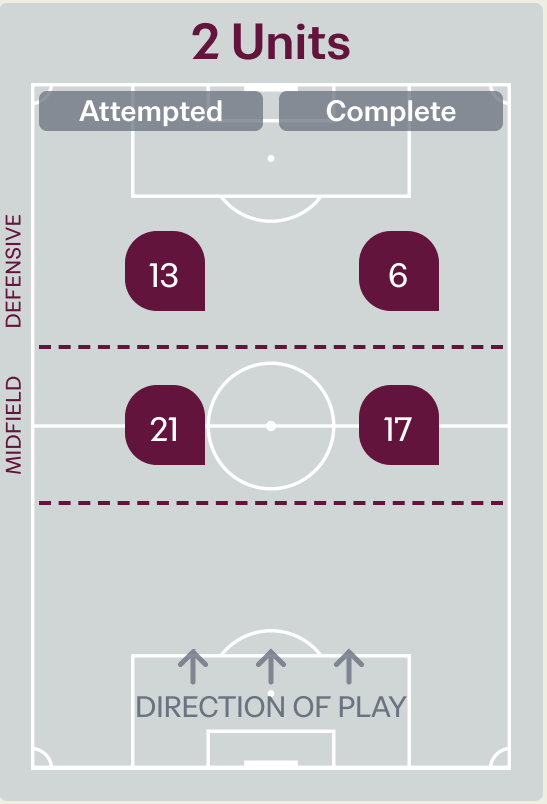

Attempted Line Breaks	34
Inside Shape	28
Outside Shape	6

Line Breaks

Algeria

Attempted Line Breaks
122

21	18
Attempted	Complete

53	46
Attempted	Complete

48	28
Attempted	Complete

4 Units

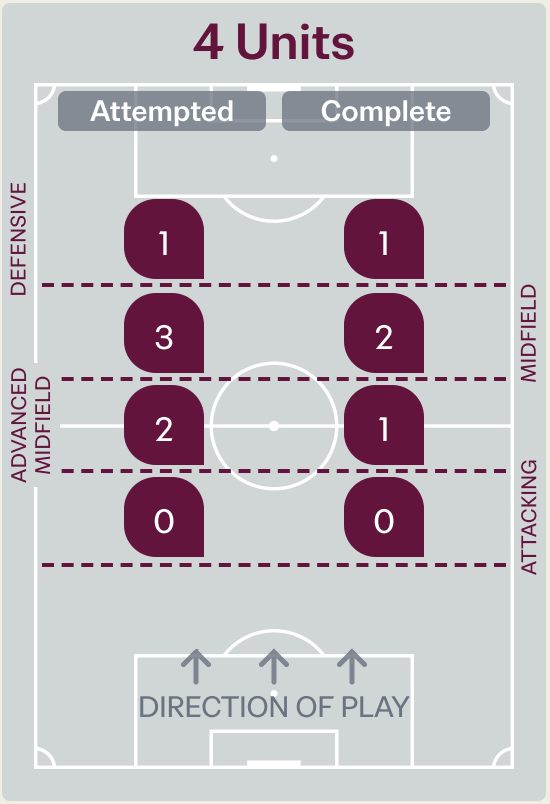

Attempted Line Breaks	6
Inside Shape	5
Outside Shape	1

3 Units

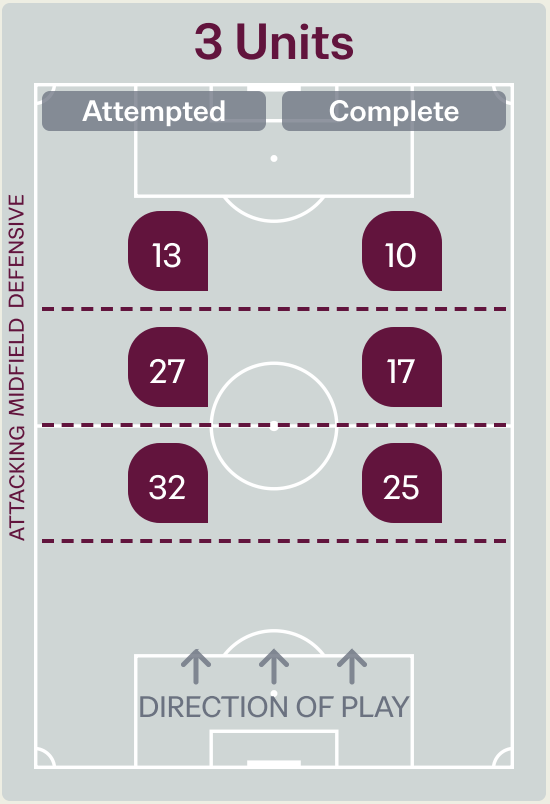

Attempted Line Breaks	72
Inside Shape	37
Outside Shape	35

2 Units

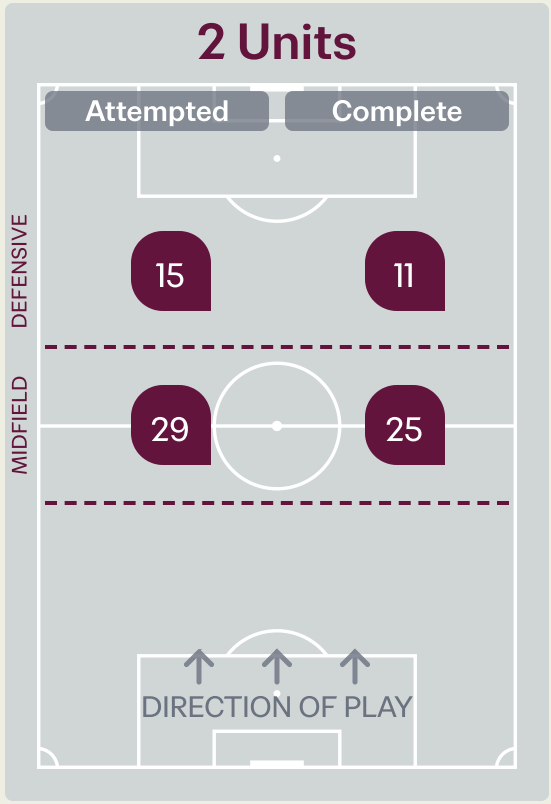

Attempted Line Breaks	44
Inside Shape	23
Outside Shape	21

Line Breaks

Chile

					4 Units				3 Units			2 Units		Direction			Distribution Type		
#	Player	Line Breaks Attempted	Line Breaks Completed	Line Break Completion %	Attacking Line	Attacking Midfield Line	Midfield Line	Defensive Line	Attacking Line	Midfield Line	Defensive Line	Midfield Line	Defensive Line	Through	Around	Over	Pass	Cross	Ball Progression
1	Vicente VILLEGAS	17	10	59%	0	0	0	1	2	7	4	2	1	1	1	15	17	0	0
2	Esteban PAEZ	9	6	67%	0	0	0	0	4	2	1	2	0	2	2	5	8	1	0
4	Baltazar OROSTICA	14	10	71%	0	1	0	0	1	3	3	4	2	5	1	8	13	1	0
5	Lucas LOPEZ	13	9	69%	0	0	0	1	4	7	1	0	0	1	5	7	13	0	0
6	Sebastian MELGAREJO	16	9	56%	0	0	0	1	5	6	0	3	1	5	5	6	16	0	0
8	Joaquin MUNOZ	2	1	50%	0	0	0	0	0	0	1	0	1	1	1	0	1	0	1
9	Amaro PEREZ	3	2	67%	0	0	0	0	0	0	1	0	2	1	1	1	2	0	1
15	Rodrigo CATALAN	9	8	89%	0	0	0	0	1	1	0	5	2	5	3	1	9	0	0
17	Antonio CANNONI	12	6	50%	0	0	0	0	2	8	1	1	0	3	0	9	12	0	0
18	Amaro RIVEROS	4	4	100%	0	0	0	0	0	1	1	0	2	0	4	0	3	0	1
19	Andher GONZALEZ	11	4	36%	0	0	0	1	0	4	2	2	2	3	1	7	10	1	0
7	Jonathan GUERRERO	2	1	50%	0	0	0	0	0	1	0	1	0	1	0	1	2	0	0
11	Bayron LIZAMA	0	0	0%	0	0	0	0	0	0	0	0	0	0	0	0	0	0	0
13	Claudio SALVO	0	0	0%	0	0	0	0	0	0	0	0	0	0	0	0	0	0	0
14	Nicolas MARINETTI	4	2	50%	0	0	0	0	0	1	2	1	0	1	0	3	4	0	0
20	Felipe RAIPAN	0	0	0%	0	0	0	0	0	0	0	0	0	0	0	0	0	0	0

Line Breaks

Algeria

					4 Units				3 Units			2 Units		Direction			Distribution Type		
#	Player	Line Breaks Attempted	Line Breaks Completed	Line Break Completion %	Attacking Line	Attacking Midfield Line	Midfield Line	Defensive Line	Attacking Line	Midfield Line	Defensive Line	Midfield Line	Defensive Line	Through	Around	Over	Pass	Cross	Ball Progression
21	Yazid TIFRANI	7	3	43%	0	1	0	0	1	5	0	0	0	1	0	6	7	0	0
2	Ayoub DAHMAS	16	12	75%	0	0	0	0	6	2	3	4	1	2	10	4	14	0	2
3	Anas BELKANICHI	17	16	94%	0	0	1	0	5	3	1	6	1	2	7	8	17	0	0
5	Kenzo BRIGNONE	16	12	75%	0	0	1	0	9	4	0	1	1	1	9	6	14	0	2
6	Ramy BENKHIAT	7	4	57%	0	0	1	0	1	1	0	3	1	1	4	2	7	0	0
7	Yacine ABED	12	6	50%	0	1	0	0	0	6	2	1	2	2	3	7	10	0	2
8	Walid NECHAB	5	5	100%	0	0	0	0	1	1	0	0	3	1	3	1	4	1	0
9	Melwane ZAIDI	2	0	0%	0	0	0	0	0	0	0	1	1	0	2	0	1	0	1
10	Zadig BENDIAB	3	3	100%	0	0	0	0	0	0	2	0	1	0	1	2	1	1	1
12	Ilyes MEKKAOUI	11	10	91%	0	0	0	0	7	0	1	3	0	2	6	3	11	0	0
20	Nazim BENGHEZEL	15	12	80%	0	0	0	0	2	3	2	6	2	3	4	8	14	0	1
11	Khalil TOUALI	3	3	100%	0	0	0	0	0	0	1	1	1	2	1	0	2	0	1
17	Sid KADDOURI	2	2	100%	0	0	0	1	0	1	0	0	0	0	2	0	1	0	1
18	Ilyes GRINI	4	2	50%	0	0	0	0	0	0	1	2	1	2	1	1	4	0	0
19	Adam BENALI	2	2	100%	0	0	0	0	0	1	0	1	0	2	0	0	1	0	1

Passing Networks

Chile

#	Passes From ↓ to →	Vicente VILLEGAS	Esteban PAEZ	Baltazar OROSTICA	Lucas LOPEZ	Sebastian MELGAREJO	Joaquin MUNOZ	Amaro PEREZ	Rodrigo CATALAN	Antonio CANNONI	Amaro RIVEROS	Andher GONZALEZ	Jonathan GUERRERO	Bayron LIZAMA	Claudio SALVO	Nicolas MARINETTI	Felipe RAIPAN
1	Vicente VILLEGAS		0	2	13	4	1	1	0	11	0	0	2	0	0	1	0
2	Esteban PAEZ	0		0	0	1	0	0	2	4	0	4	0	0	0	0	0
4	Baltazar OROSTICA	1	0		6	4	2	1	1	2	0	1	0	0	0	1	1
5	Lucas LOPEZ	16	0	3		4	1	3	0	10	3	0	0	0	0	2	0
6	Sebastian MELGAREJO	0	1	6	7		2	0	3	5	4	0	0	0	0	0	0
8	Joaquin MUNOZ	0	1	0	0	1		2	2	1	2	2	0	0	1	1	0
9	Amaro PEREZ	0	2	3	0	3	1		2	0	2	1	1	1	0	0	0
15	Rodrigo CATALAN	1	4	2	3	3	0	2		2	3	6	0	0	0	0	0
17	Antonio CANNONI	13	0	0	14	2	1	2	5		0	4	0	0	0	0	1
18	Amaro RIVEROS	0	0	5	0	1	0	2	3	0		2	0	0	0	0	0
19	Andher GONZALEZ	0	1	1	0	4	0	2	5	2	3		1	1	0	0	0
7	Jonathan GUERRERO	0	0	0	0	0	1	2	0	0	0	0		0	0	1	0
11	Bayron LIZAMA	0	0	0	0	0	0	1	0	0	0	0	1		0	1	0
13	Claudio SALVO	0	0	0	1	0	0	0	0	0	0	0	0	0		0	0
14	Nicolas MARINETTI	0	0	0	1	0	0	1	0	0	0	0	1	1	0		0
20	Felipe RAIPAN	0	0	0	0	0	0	0	0	0	0	0	0	0	0	1	

Top 5 Player to Player Passers

Player	Passed To	% of Total Team Passes
Lucas LOPEZ	Vicente VILLEGAS	5.7%
Antonio CANNONI	Lucas LOPEZ	5%
Vicente VILLEGAS	Lucas LOPEZ	4.7%
Antonio CANNONI	Vicente VILLEGAS	4.7%
Vicente VILLEGAS	Antonio CANNONI	3.9%

Passing Networks

Algeria

#	Passes From ↓ to →	Yazid TIFRANI	Ayoub DAHMAS	Anas BELKANICHI	Kenzo BRIGNONE	Ramy BENKHIAT	Yacine ABED	Walid NECHAB	Melwane ZAIDI	Zadig BENDIAB	Ilyes MEKKAOUI	Nazim BENGHEZEL	Khalil TOUALI	Sid KADDOURI	Ilyes GRINI	Adam BENALI
21	Yazid TIFRANI		1	1	14	1	1	0	0	1	2	2	0	0	0	0
2	Ayoub DAHMAS	0		1	2	2	0	0	0	6	3	4	6	0	2	0
3	Anas BELKANICHI	2	0		8	6	9	5	3	0	1	4	0	0	2	1
5	Kenzo BRIGNONE	2	2	19		3	5	2	2	2	25	1	0	0	1	1
6	Ramy BENKHIAT	1	3	3	7		3	0	2	1	3	6	0	0	1	0
7	Yacine ABED	1	0	1	1	1		4	2	2	1	1	1	1	4	0
8	Walid NECHAB	0	1	1	8	0	3		0	3	0	2	0	0	0	0
9	Melwane ZAIDI	0	0	1	0	4	2	0		1	0	0	0	0	0	0
10	Zadig BENDIAB	0	3	1	1	1	1	4	1		1	2	0	0	1	0
12	Ilyes MEKKAOUI	15	11	0	16	4	0	0	0	2		3	3	0	4	3
20	Nazim BENGHEZEL	0	5	5	5	4	7	2	0	1	4		0	0	2	0
11	Khalil TOUALI	0	0	1	0	1	0	0	0	0	1	0		1	1	0
17	Sid KADDOURI	0	2	0	0	0	0	0	0	0	0	0	1		2	1
18	Ilyes GRINI	0	2	0	2	1	3	0	0	1	0	5	0	1		1
19	Adam BENALI	0	3	1	0	0	0	0	0	0	1	0	0	2	0	

Top 5 Player to Player Passers		
Player	Passed To	% of Total Team Passes
Kenzo BRIGNONE	Ilyes MEKKAOUI	6.6%
Kenzo BRIGNONE	Anas BELKANICHI	5%
Ilyes MEKKAOUI	Kenzo BRIGNONE	4.2%
Ilyes MEKKAOUI	Yazid TIFRANI	4%
Yazid TIFRANI	Kenzo BRIGNONE	3.7%

Attempts at Goal

Chile

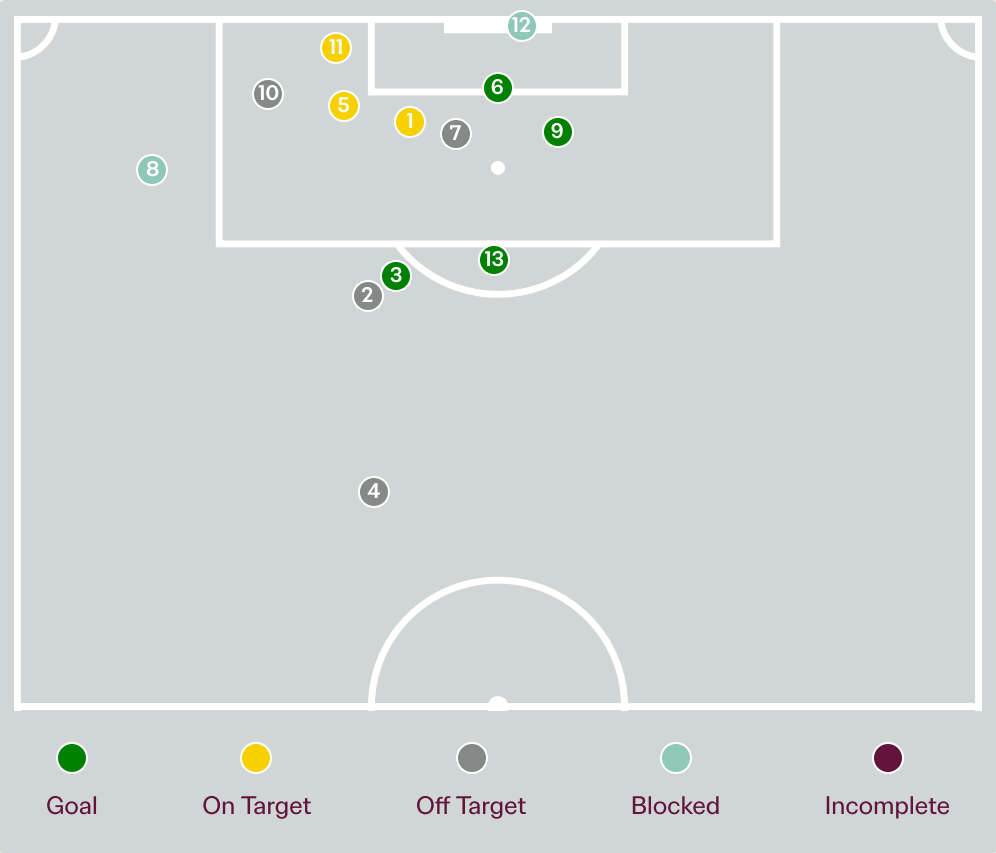

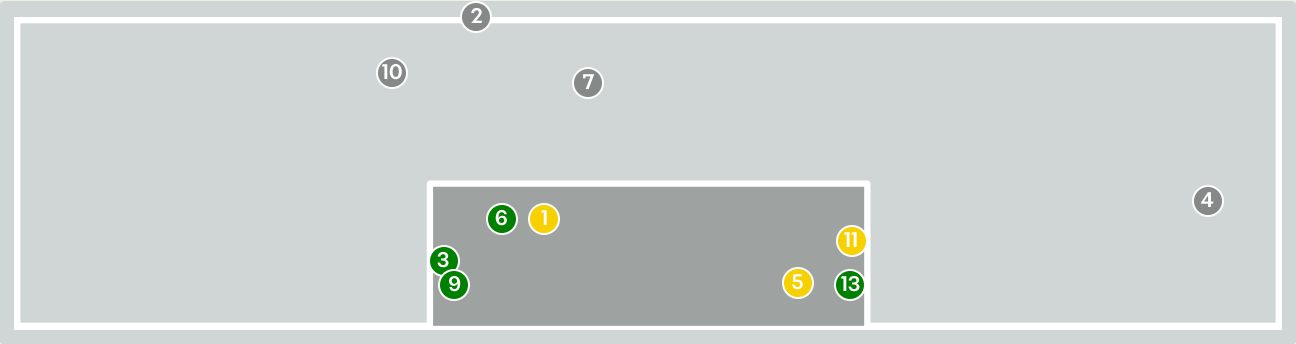

Key	Outcome	Shots
	Goals	4
	On Target	3
	Off Target	4
	Blocked	2
	Incomplete	0

Attempts at Goal

Chile

Time	Player	Outcome	Body Part	Delivery Type
10	5 Lucas LOPEZ	On Target - Saved	Left Foot	Corner
10	19 Andher GONZALEZ	Off Target	Left Foot	Pass
20	15 Rodrigo CATALAN	On Target - Goal	Right Foot	Pass
23	6 Sebastian MELGAREJO	Off Target	Left Foot	Loose Ball
25	4 Baltazar OROSTICA	On Target - Saved	Left Foot	Pass
27	5 Lucas LOPEZ	On Target - Goal	Head	Corner
30	8 Joaquin MUNOZ	Off Target	Right Foot	Cross
31	18 Amaro RIVEROS	Incomplete - Blocked	Right Foot	Pass
33	9 Amaro PEREZ	On Target - Goal	Right Foot	Ball Progression
37	18 Amaro RIVEROS	Deflected Off Target - Defensive Event	Right Foot	Pass
67	7 Jonathan GUERRERO	On Target - Saved	Right Foot	Loose Ball
71	9 Amaro PEREZ	Incomplete - Blocked	Head	Corner
81	7 Jonathan GUERRERO	On Target - Goal	Right Foot	Ball Progression

Attempts at Goal

Algeria

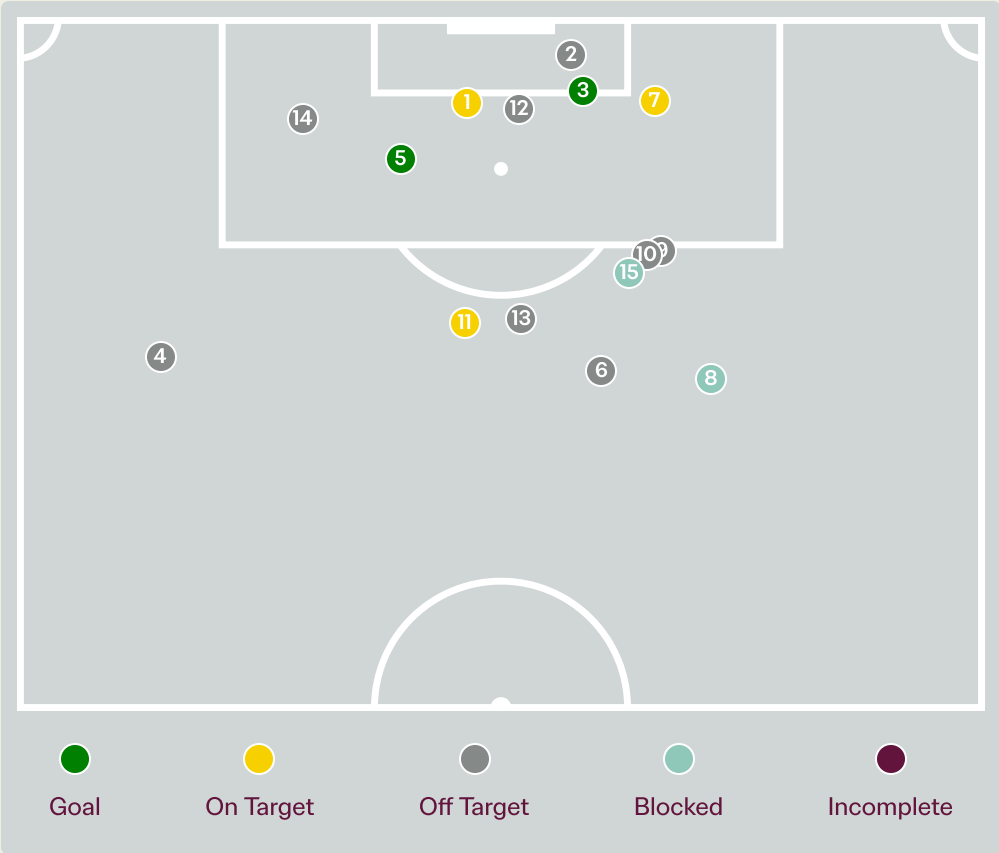

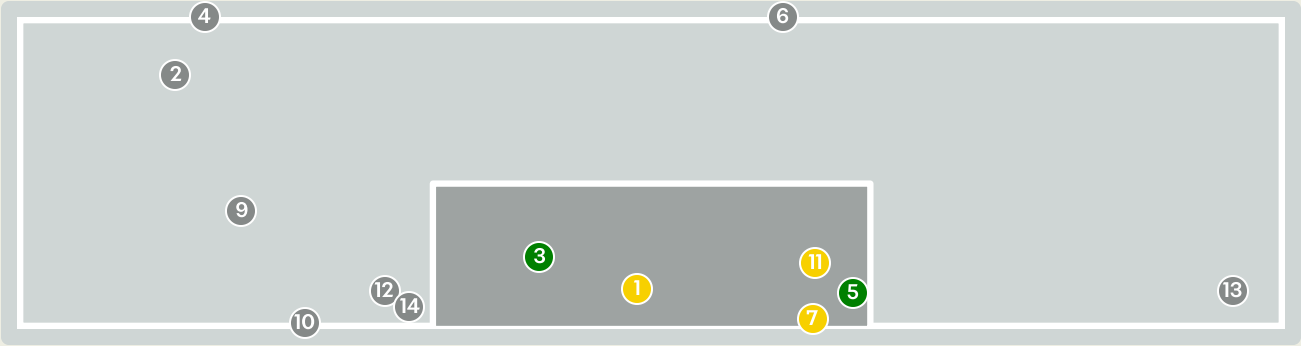

Key	Outcome	Shots
	Goals	2
	On Target	3
	Off Target	8
	Blocked	2
	Incomplete	0

Attempts at Goal

Algeria

Time	Player	Outcome	Body Part	Delivery Type
1	8 Walid NECHAB	On Target - Saved	Left Foot	Loose Ball
3	5 Kenzo BRIGNONE	Off Target	Head	Corner
7	12 Ilyes MEKKAOUI	On Target - Goal	Right Foot	Freekick
8	7 Yacine ABED	Off Target	Right Foot	Pass
14	7 Yacine ABED	On Target - Goal	Right Foot	Cross
24	7 Yacine ABED	Off Target	Right Foot	Loose Ball
35	9 Melwane ZAIDI	On Target - Saved	Right Foot	Loose Ball
37	20 Nazim BENGHEZEL	Incomplete - Blocked	Right Foot	Loose Ball
40	8 Walid NECHAB	Deflected Off Target - Saved	Left Foot	Pass
42	10 Zadig BENDIAB	Off Target	Left Foot	Pass
45	8 Walid NECHAB	On Target - Saved	Right Foot	Pass
47	8 Walid NECHAB	Off Target	Head	Cross
61	18 Ilyes GRINI	Deflected Off Target - Defensive Event	Left Foot	Pass
72	7 Yacine ABED	Off Target - Saved	Left Foot	Ball Progression
78	2 Ayoub DAHMAS	Incomplete - Blocked	Left Foot	Pass

Crosses (Open Play)

Chile

Cross Locations

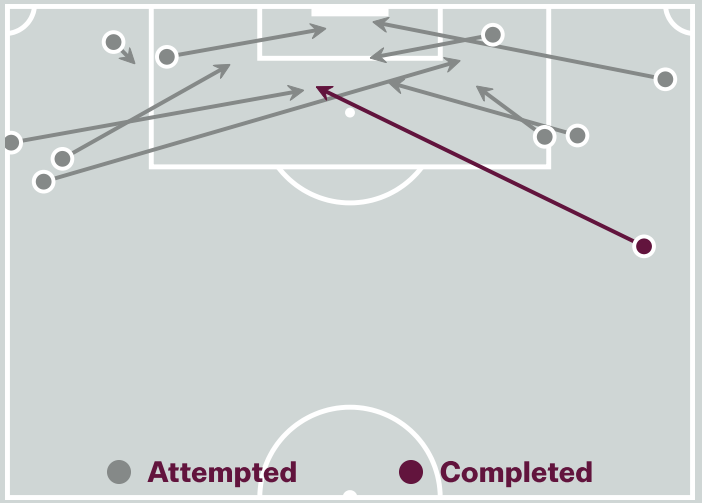

Delivery Type

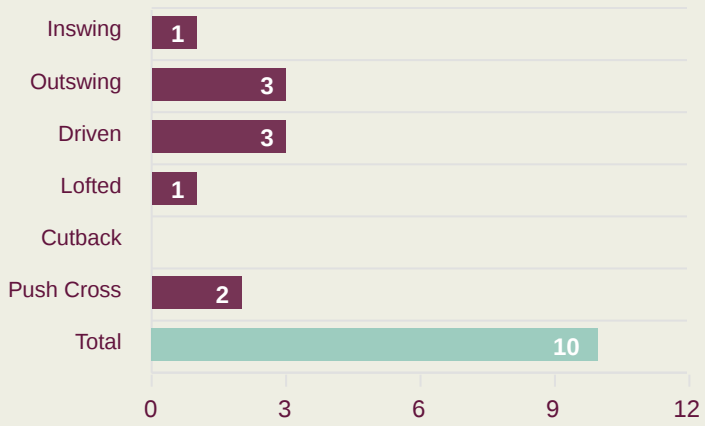

Cross Zones

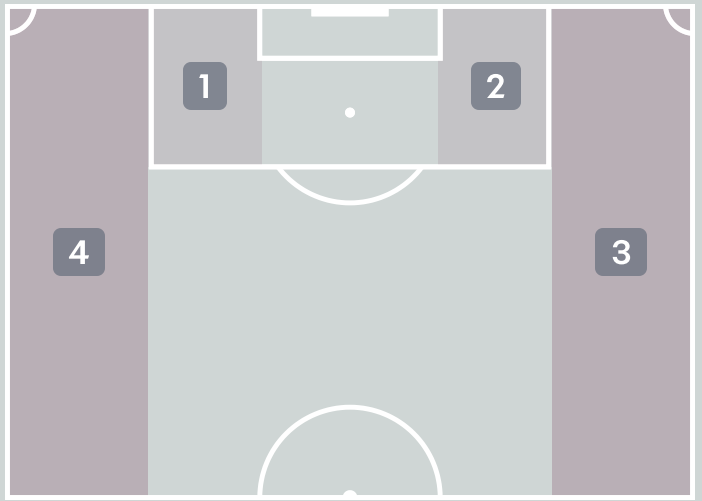

Attempted

10

Completed

1

Most Crosses Attempted

4

Baltazar OROSTICA
LEFT BACK

#	Player	Inswing	Outswing	Driven	Lofted	Cutback	Push Cross	Total Attempted
1	Vicente VILLEGAS	0	0	0	0	0	0	0
2	Esteban PAEZ	0	0	0	0	0	1	1
4	Baltazar OROSTICA	0	2	2	0	0	0	4
5	Lucas LOPEZ	0	0	0	0	0	0	0
6	Sebastian MELGAREJO	0	0	0	0	0	0	0
8	Joaquin MUNOZ	0	0	0	0	0	0	0
9	Amaro PEREZ	0	0	0	0	0	1	1
15	Rodrigo CATALAN	0	0	0	1	0	0	1
17	Antonio CANNONI	0	0	0	0	0	0	0
18	Amaro RIVEROS	1	0	0	0	0	0	1
19	Andher GONZALEZ	0	1	0	0	0	0	1
7	Jonathan GUERRERO	0	0	0	0	0	0	0
11	Bayron LIZAMA	0	0	0	0	0	0	0
13	Claudio SALVO	0	0	0	0	0	0	0
14	Nicolas MARINETTI	0	0	0	0	0	0	0
20	Felipe RAIPAN	0	0	1	0	0	0	1

Crosses (Open Play)

Algeria

Cross Locations

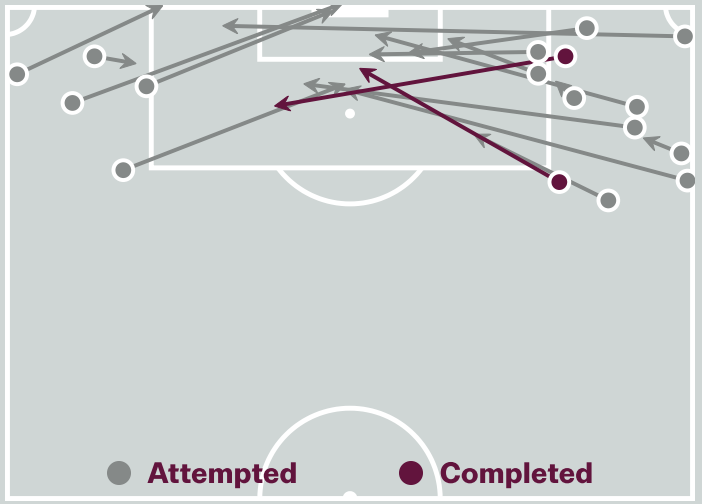

Delivery Type

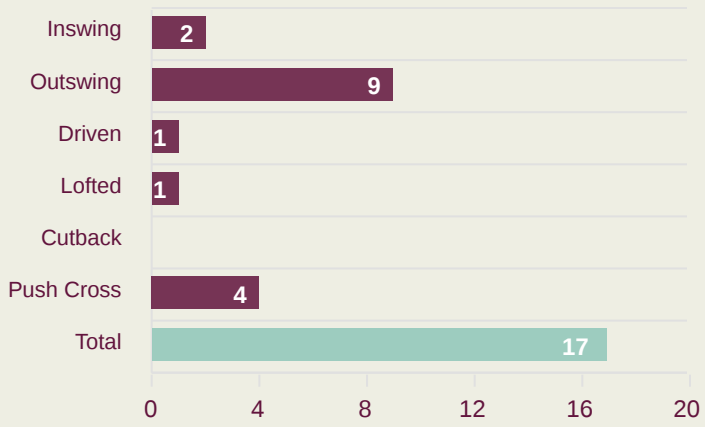

Cross Zones

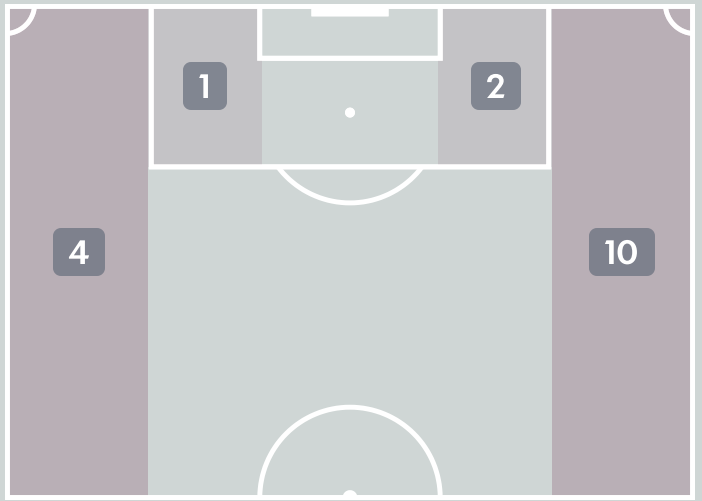

Attempted

17

Completed

2

Most Crosses Attempted

4

Ayoub DAHMAS
LEFT BACK

#	Player	Inswing	Outswing	Driven	Lofted	Cutback	Push Cross	Total Attempted
21	Yazid TIFRANI	0	0	0	0	0	0	0
2	Ayoub DAHMAS	0	2	1	0	0	1	4
3	Anas BELKANICHI	0	1	0	0	0	0	1
5	Kenzo BRIGNONE	0	0	0	0	0	0	0
6	Ramy BENKHIAT	0	2	0	1	0	1	4
7	Yacine ABED	1	0	0	0	0	0	1
8	Walid NECHAB	0	0	0	0	0	0	0
9	Melwane ZAIDI	0	0	0	0	0	0	0
10	Zadig BENDIAB	1	0	0	0	0	1	2
12	Ilyes MEKKAOUI	0	0	0	0	0	0	0
20	Nazim BENGHEZEL	0	0	0	0	0	0	0
11	Khalil TOUALI	0	4	0	0	0	0	4
17	Sid KADDOURI	0	0	0	0	0	0	0
18	Ilyes GRINI	0	0	0	0	0	0	0
19	Adam BENALI	0	0	0	0	0	1	1

Offering to Receive

Chile

145
Total Offers Made

56
Total Offers Received

Most Offers
26
Andher GONZALEZ
RIGHT WINGER

68
Offers Made in Final Third

50
Offers Made in Middle Third

27
Offers Made in Defensive Third

Offers Made Inside Shape

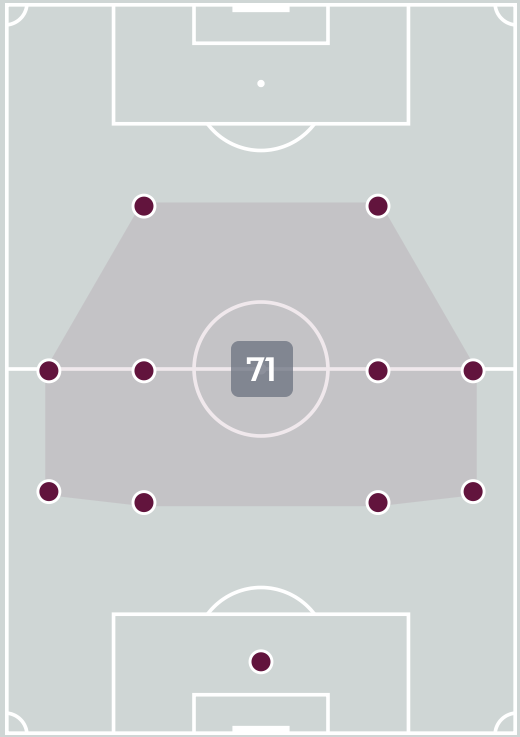

Offers Made Outside Shape

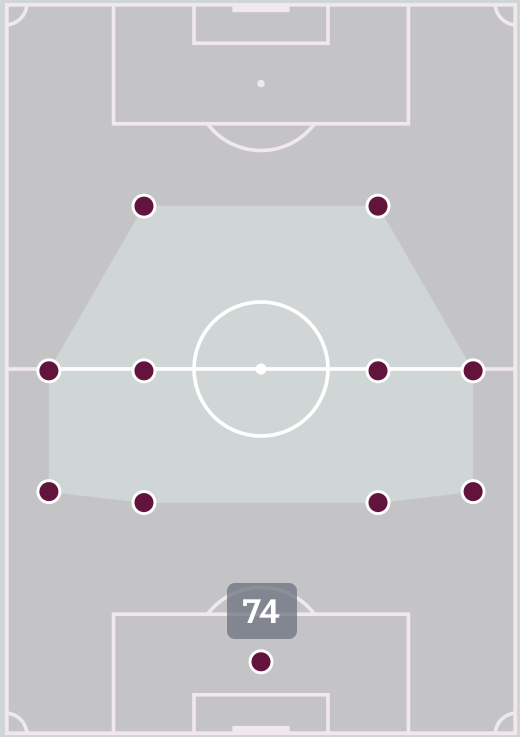

#	Player	Offers Made	Offers Received	% Made & Received
1	Vicente VILLEGAS	2	1	50%
2	Esteban PAEZ	7	2	28.6%
4	Baltazar OROSTICA	19	12	63.2%
5	Lucas LOPEZ	5	2	40%
6	Sebastian MELGAREJO	17	11	64.7%
8	Joaquin MUNOZ	15	2	13.3%
9	Amaro PEREZ	9	4	44.4%
15	Rodrigo CATALAN	22	8	36.4%
17	Antonio CANNONI	3	0	0%
18	Amaro RIVEROS	11	3	27.3%
19	Andher GONZALEZ	26	8	30.8%
7	Jonathan GUERRERO	3	2	66.7%
11	Bayron LIZAMA	5	1	20%
13	Claudio SALVO	0	0	0%
14	Nicolas MARINETTI	1	0	0%
20	Felipe RAIPAN	0	0	0%

Offering to Receive

Algeria

285
Total Offers Made

96
Total Offers Received

Most Offers
64
Ramy BENKHIAT
LEFT WINGER

125
Offers Made in Final Third

136
Offers Made in Middle Third

24
Offers Made in Defensive Third

Offers Made Inside Shape

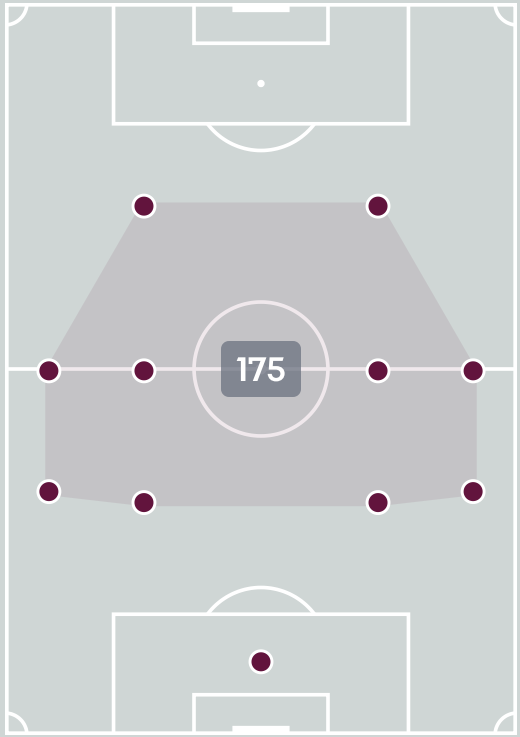

Offers Made Outside Shape

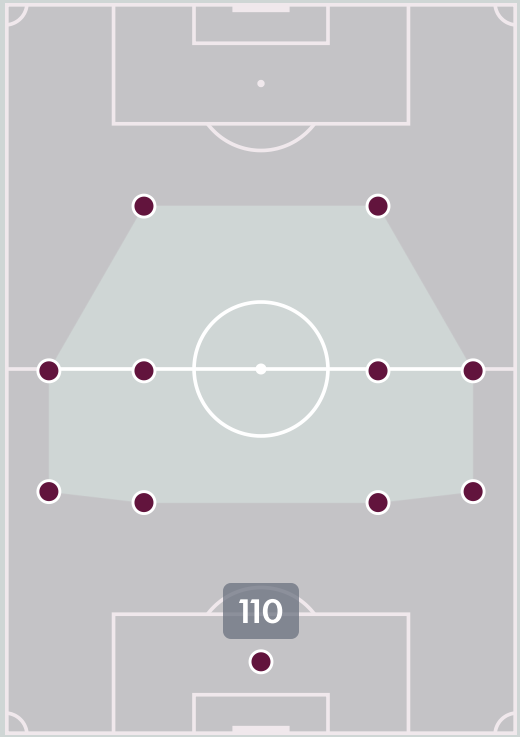

#	Player	Offers Made	Offers Received	% Made & Received
21	Yazid TIFRANI	2	1	50%
2	Ayoub DAHMAS	23	5	21.7%
3	Anas BELKANICHI	19	7	36.8%
5	Kenzo BRIGNONE	8	4	50%
6	Ramy BENKHIAT	64	12	18.8%
7	Yacine ABED	40	13	32.5%
8	Walid NECHAB	30	17	56.7%
9	Melwane ZAIDI	20	7	35%
10	Zadig BENDIAB	13	3	23.1%
12	Ilyes MEKKAOUI	2	2	100%
20	Nazim BENGHEZEL	21	9	42.9%
11	Khalil TOUALI	3	0	0%
17	Sid KADDOURI	9	3	33.3%
18	Ilyes GRINI	26	10	38.5%
19	Adam BENALI	5	3	60%

Movement to Receive

Chile

Movement Types by Phase

Final Third Phase

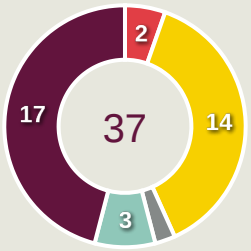

Progression Phase

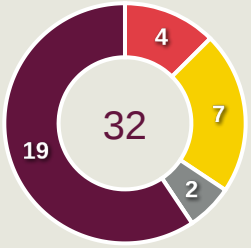

Build Up Phase

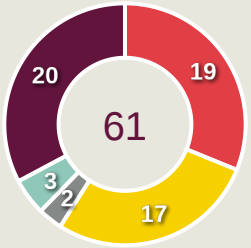

All Movement Types

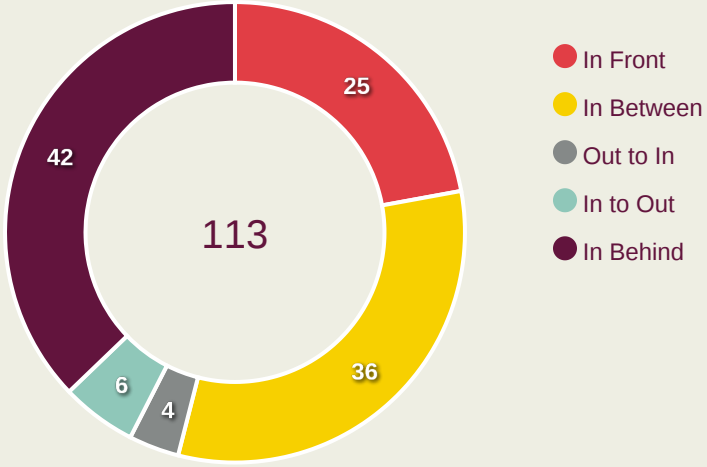

Top Ranked Players

Type	Player	Movements
In Front	6 Sebastian MELGAREJO	9
In Between	19 Andher GONZALEZ	11
Out to In	15 Rodrigo CATALAN	2
In to Out	15 Rodrigo CATALAN	3
In Behind	4 Baltazar OROSTICA	11

Movement Types Pitch Third

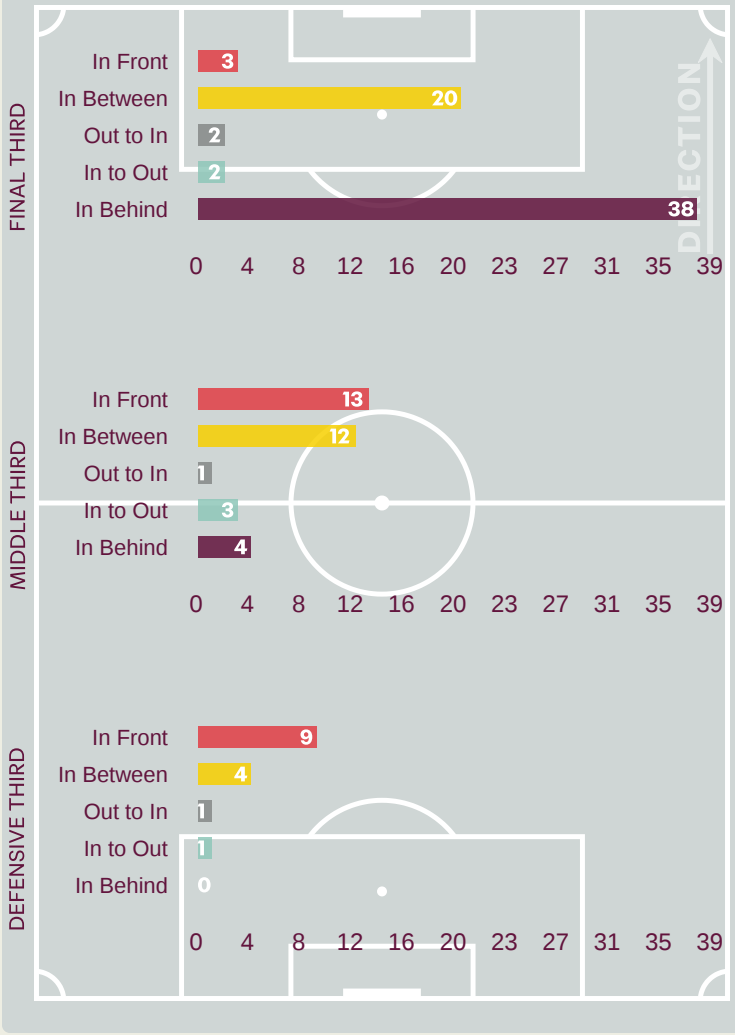

Movement to Receive

Algeria

Movement Types by Phase

Final Third Phase

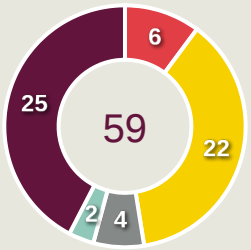

Progression Phase

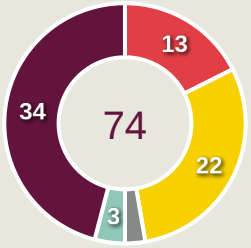

Build Up Phase

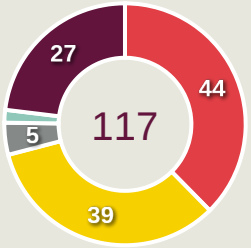

All Movement Types

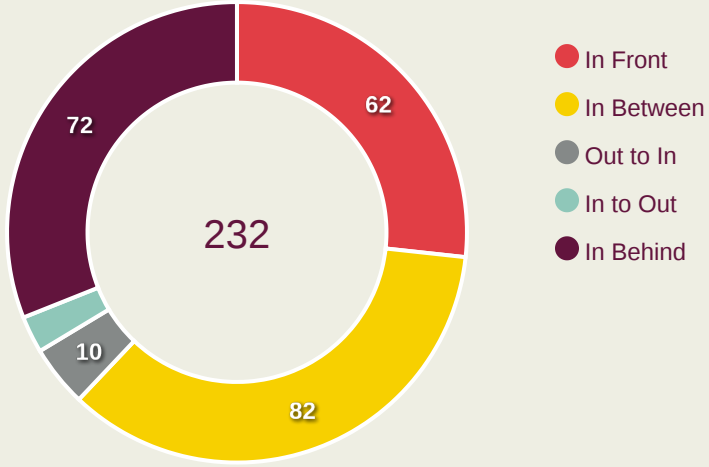

Top Ranked Players

Type	Player	Movements
In Front	8 Walid NECHAB	16
In Between	6 Ramy BENKHIAT	29
Out to In	9 Melwane ZAIDI	4
In to Out	18 Ilyes GRINI	4
In Behind	7 Yacine ABED	21

Movement Types Pitch Third

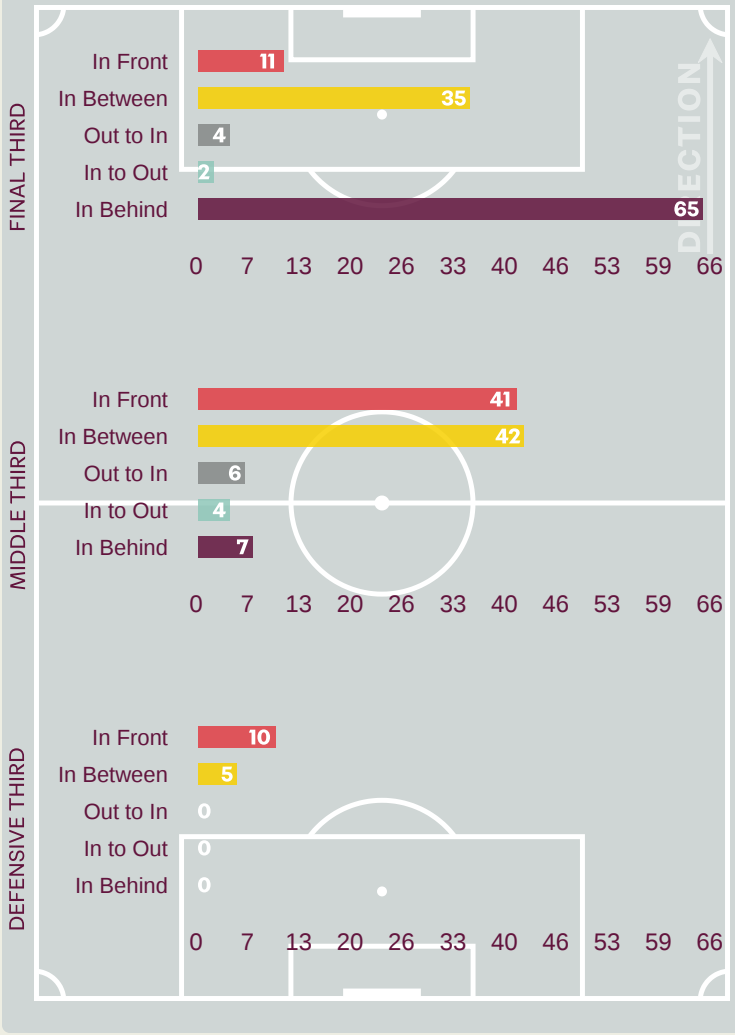

OUT OF POSSESSION




Chile v Algeria

Defensive Actions

Chile

33	47	9	44	2.62
Forced Turnovers	Possession Regained	Interceptions	Tackles	Possession Actions / Defensive Action

Forced Turnovers

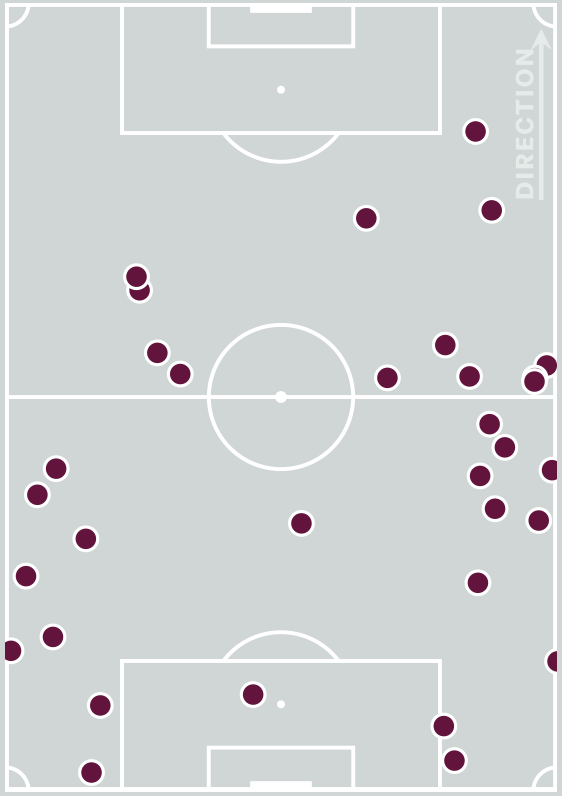

Possession Regain

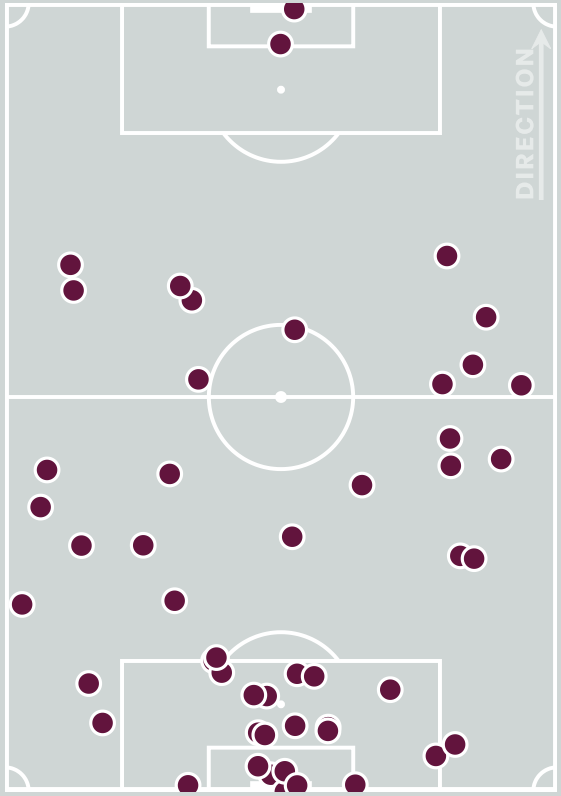

Blocks

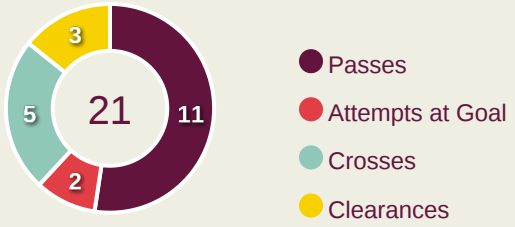

Possession Contests

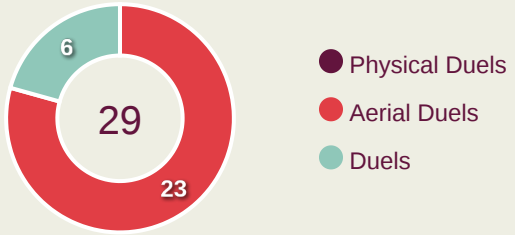

Most Possession Regains

10

Vicente VILLEGAS

GOALKEEPER

#	Player	Total Possession Regains
1	Vicente VILLEGAS	10
2	Esteban PAEZ	9
4	Baltazar OROSTICA	3
5	Lucas LOPEZ	3
6	Sebastian MELGAREJO	1
8	Joaquin MUNOZ	6
9	Amaro PEREZ	2
15	Rodrigo CATALAN	4
17	Antonio CANNONI	5
18	Amaro RIVEROS	1
19	Andher GONZALEZ	2
7	Jonathan GUERRERO	0
11	Bayron LIZAMA	0
13	Claudio SALVO	0
14	Nicolas MARINETTI	0
20	Felipe RAIPAN	1

Defensive Actions

Algeria

46	42	8	30	4.23
Forced Turnovers	Possession Regained	Interceptions	Tackles	Possession Actions / Defensive Action

Forced Turnovers

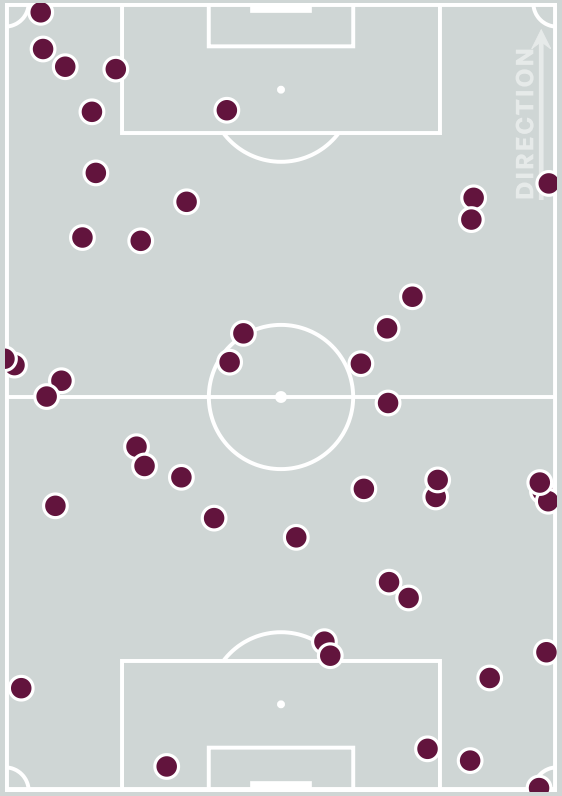

Possession Regain

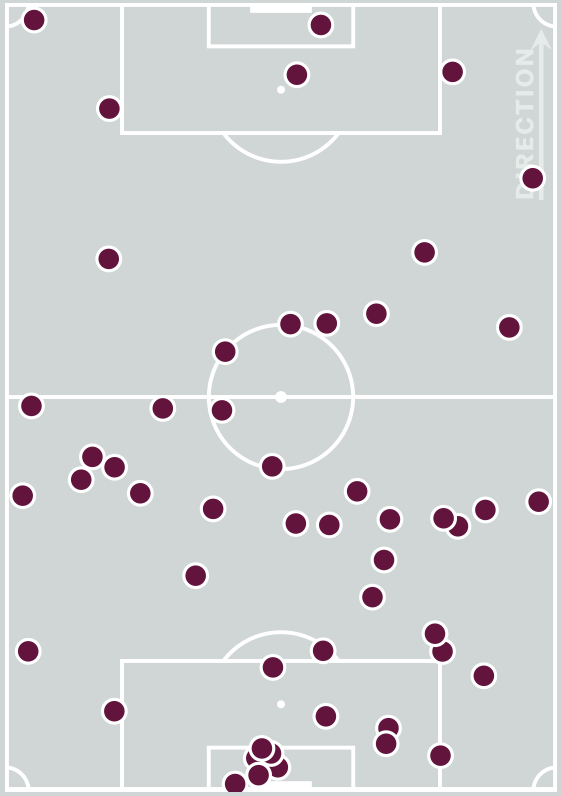

Blocks

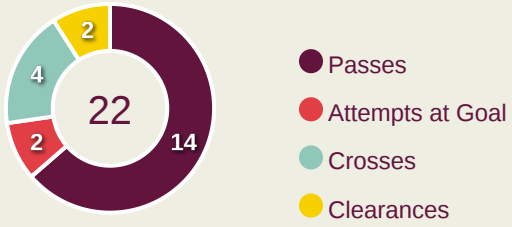

Possession Contests

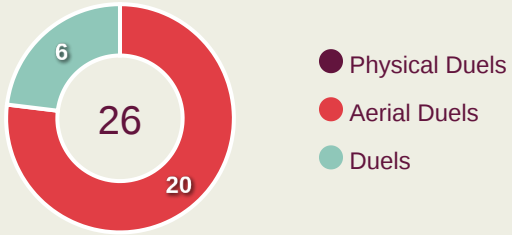

Most Possession Regains

6

Yazid TIFRANI
GOALKEEPER

#	Player	Total Possession Regains
21	Yazid TIFRANI	6
2	Ayoub DAHMAS	6
3	Anas BELKANICHI	3
5	Kenzo BRIGNONE	6
6	Ramy BENKHIAT	6
7	Yacine ABED	3
8	Walid NECHAB	1
9	Melwane ZAIDI	0
10	Zadig BENDIAB	1
12	Ilyes MEKKAOUI	6
20	Nazim BENGHEZEL	3
11	Khalil TOUALI	0
17	Sid KADDOURI	0
18	Ilyes GRINI	1
19	Adam BENALI	0

Defensive Line Height & Team Length

Chile

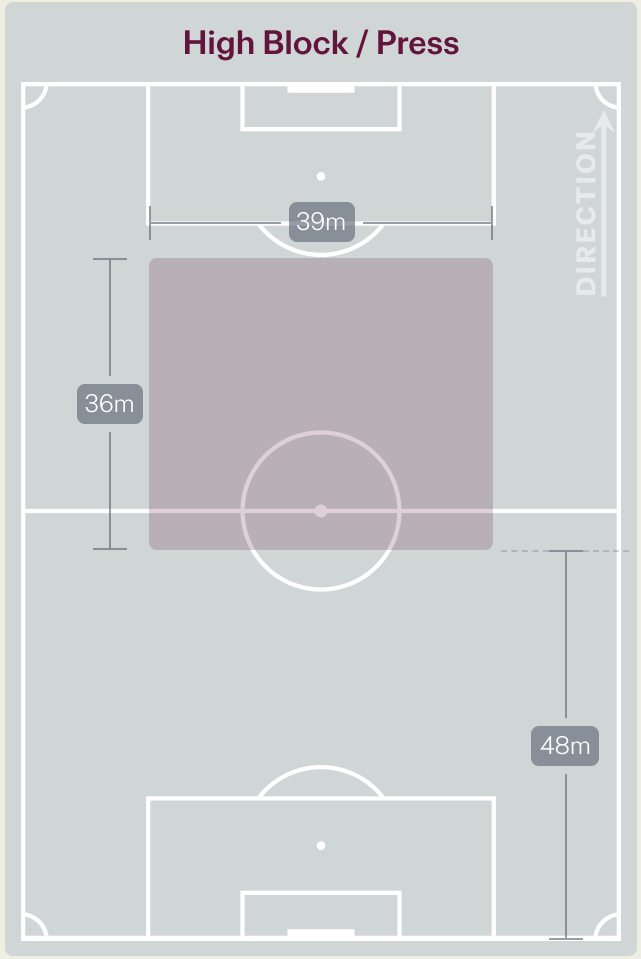

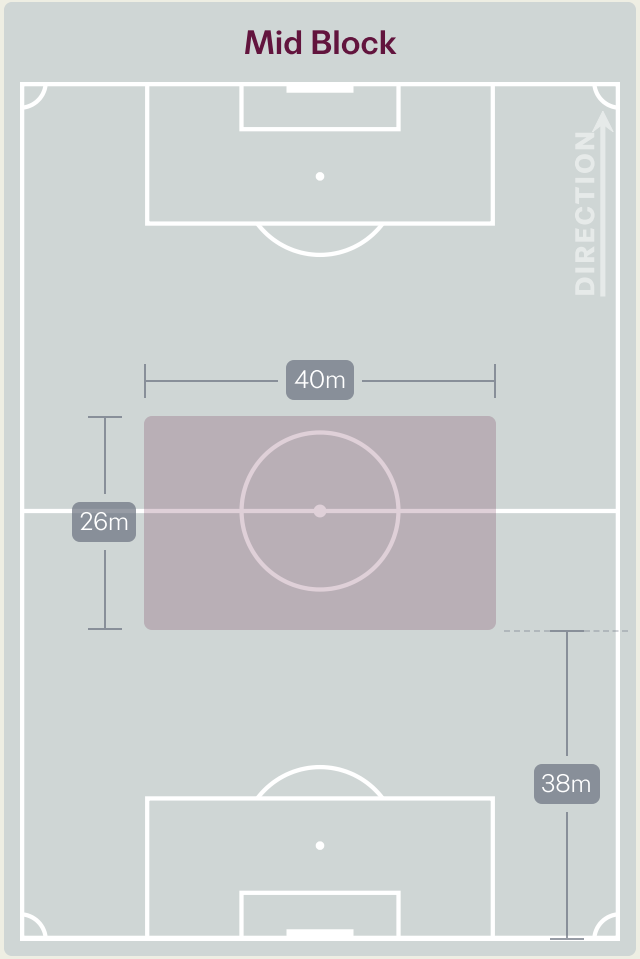

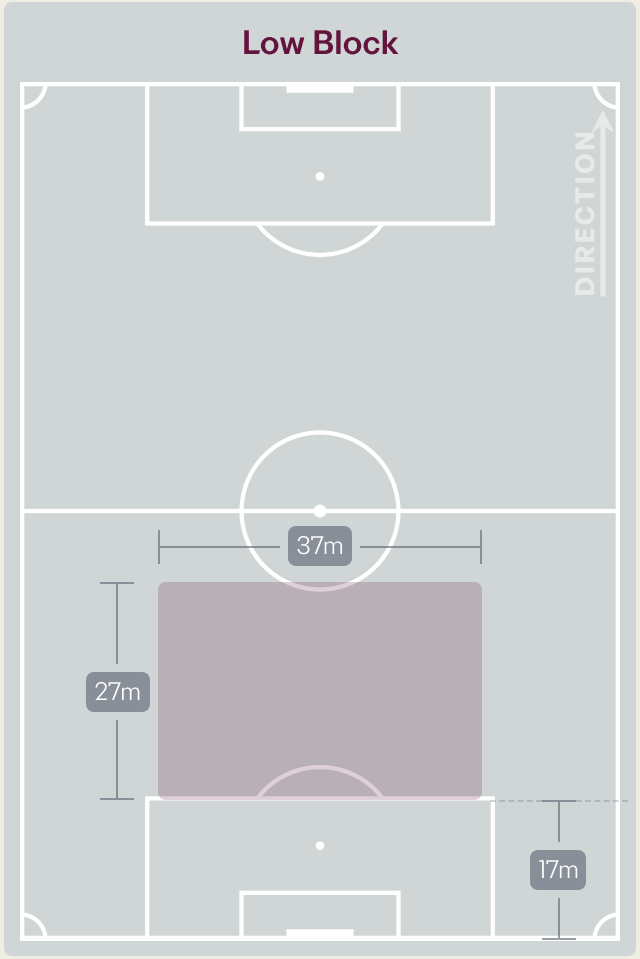

Defensive Line Height & Team Length

Algeria

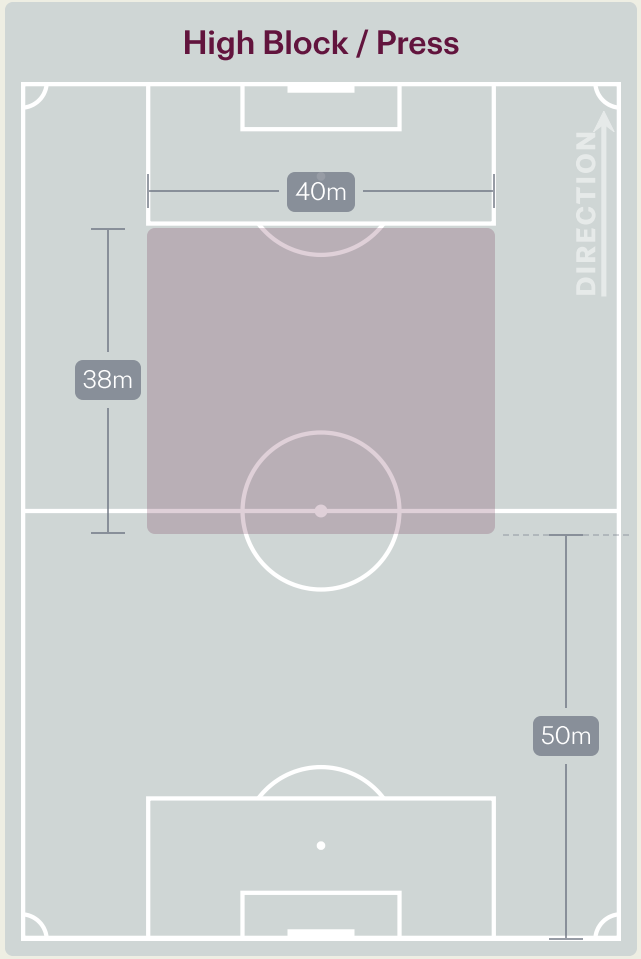

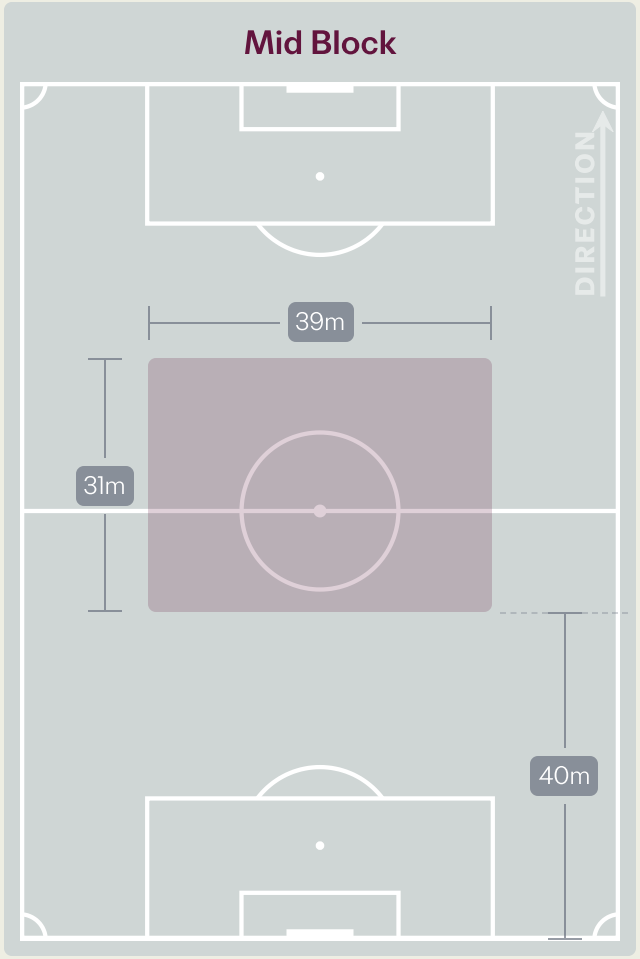

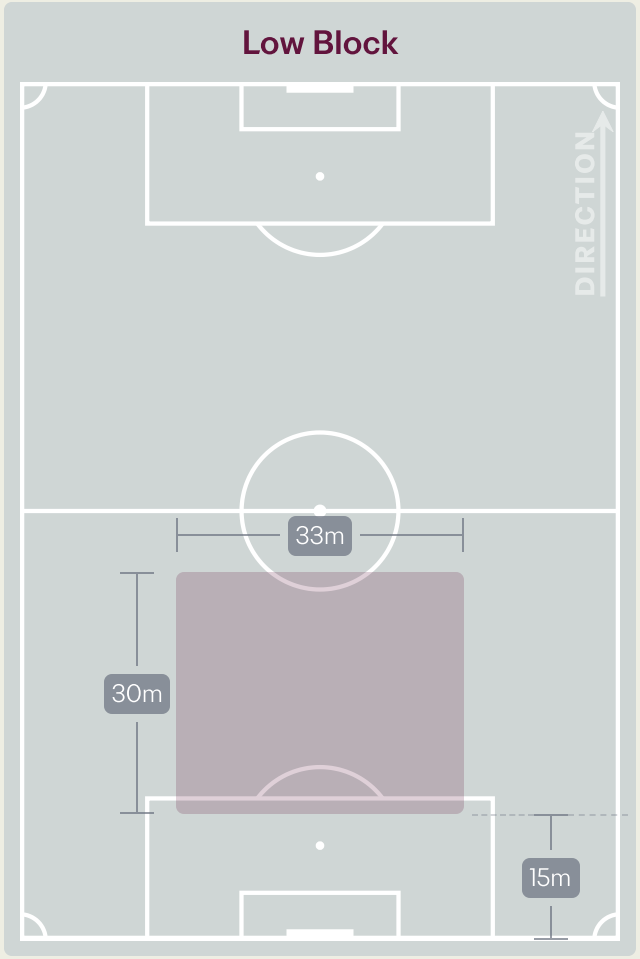

21 November 2026 - Aspire Zone - Pitch 7 - Mansour Muftah - 18:30

Defensive Pressure

Chile

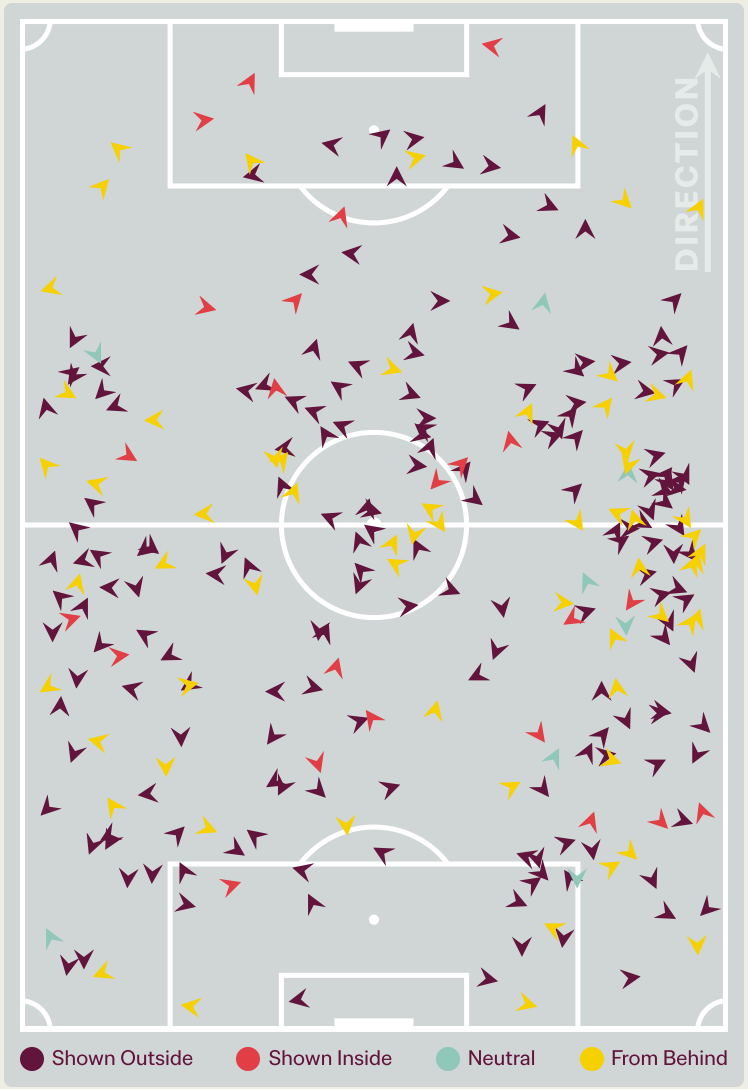

Chile		Algeria
274	Total Pressures	201
67	Direct Pressures	43
1.82s	Avg Pressure Duration	1.8s
33	Forced Turnovers	46
18.54s	Ball Recovery Time	14.01s
121	Pushing on into Pressing	86
214	Pushing on	159
23	Pressing Direction Inside	29
178	Pressing Direction Outside	126

Most Direct Pressures

9

Esteban PAEZ

RIGHT BACK

Most Direct Pressures

13

Ramy BENKHIAT

LEFT WINGER

Algeria

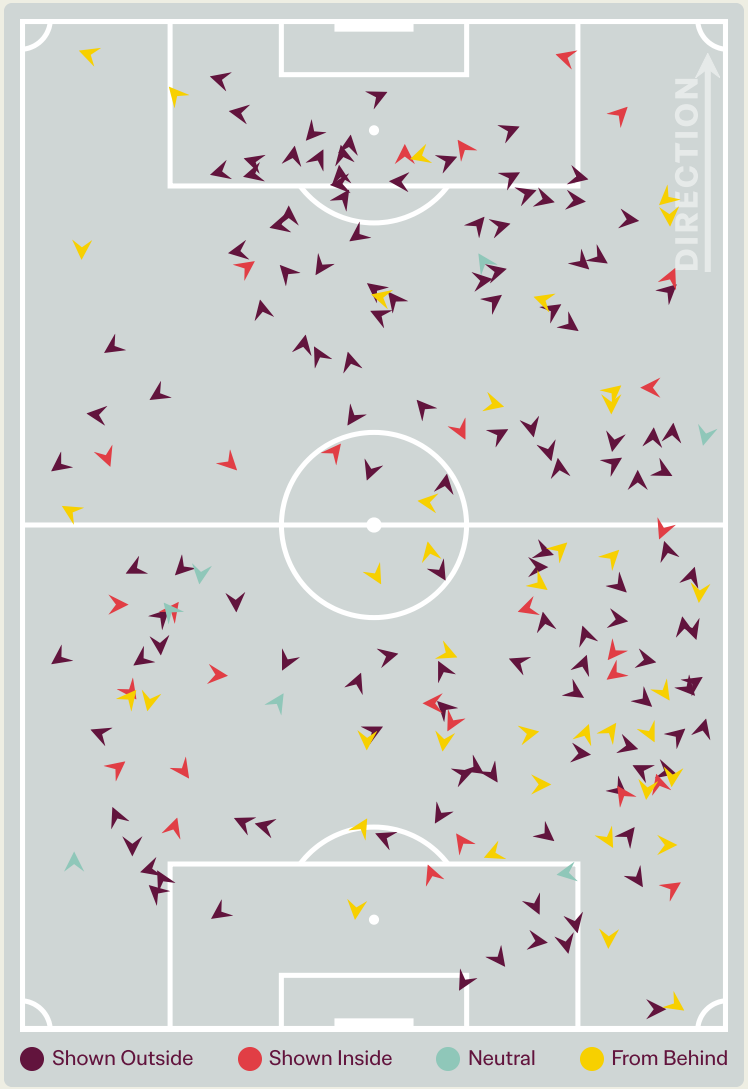

FIFA U17 WORLD CUP QATAR 2026

GOALKEEPING




Chile v Algeria

Goalkeeping Involvement

Chile

Chile GK Involvement Timeline

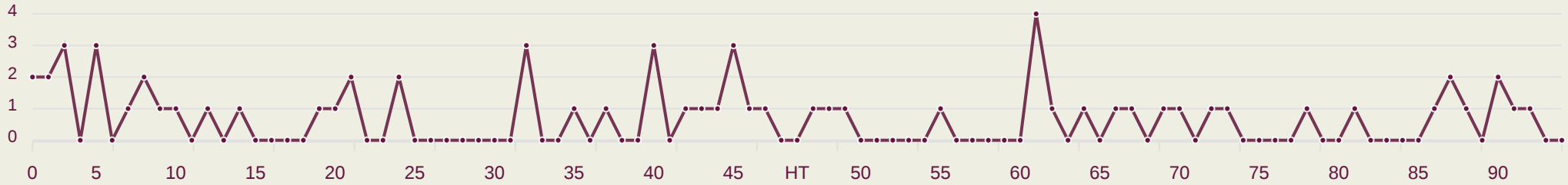

70

Total Involvements

Algeria

Algeria GK Involvement Timeline

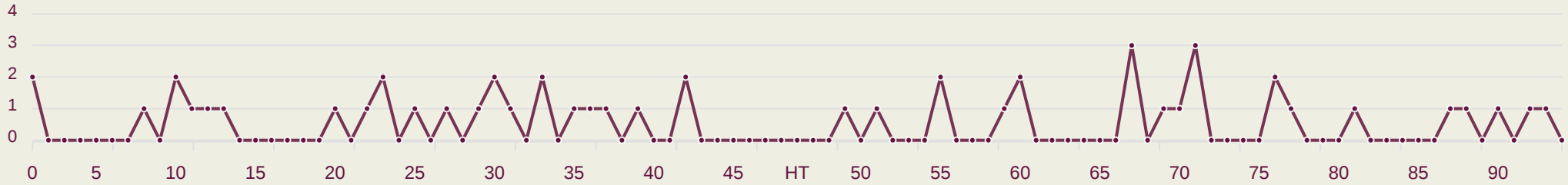

50

Total Involvements

Goalkeeping Distribution

Chile

Kick from Feet

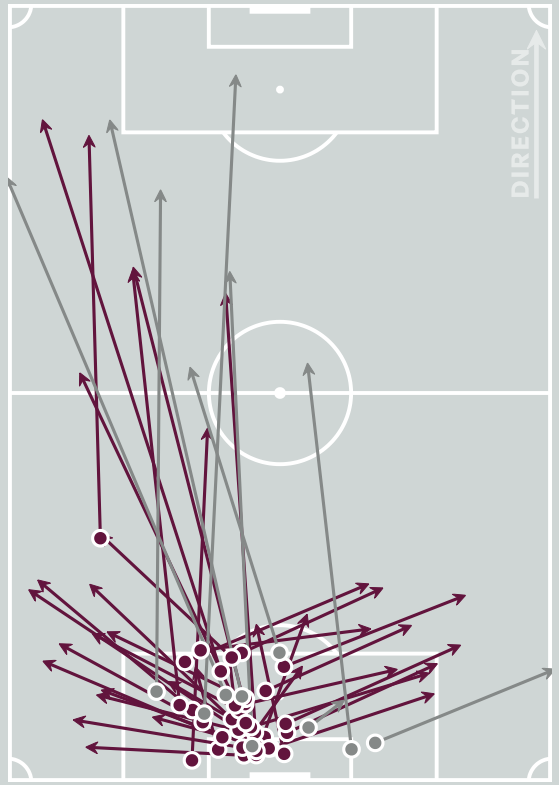

Complete Incomplete

- Play Onto
- Play Into
- Play Around
- Play Through
- Play Beyond
- Other

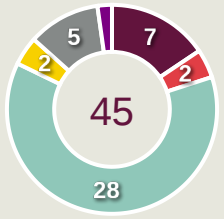

Kick from Hands

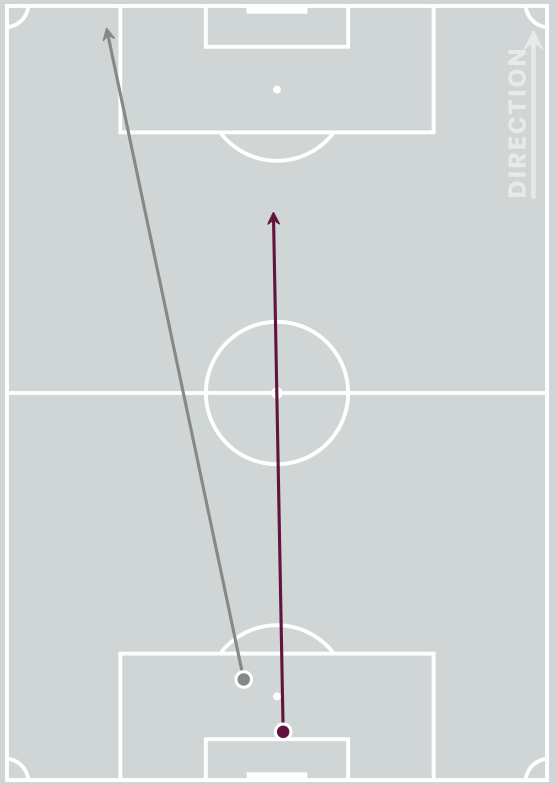

Complete Incomplete

- Side Kick
- From Hands
- Drop Kick



Throw Distribution

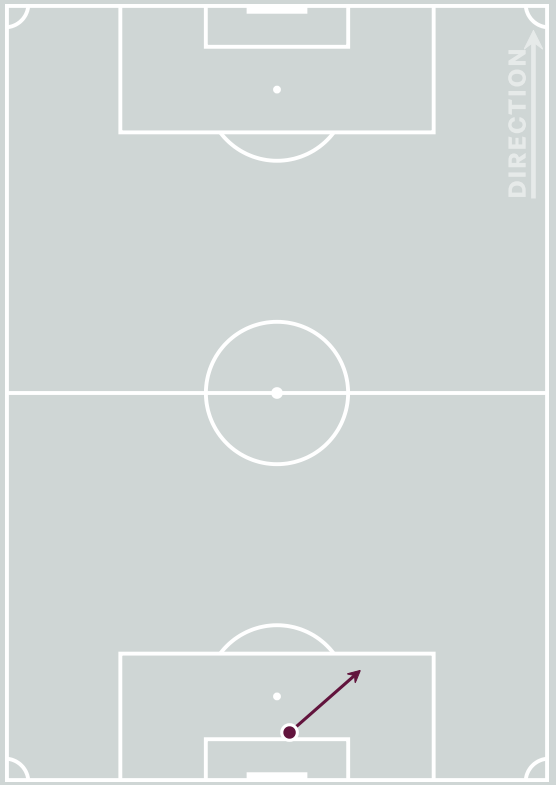

Complete Incomplete

- Over Arm
- Under Arm
- Side Arm
- Chest

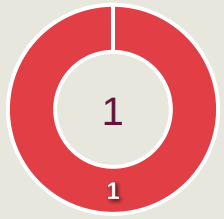

Total Distributions

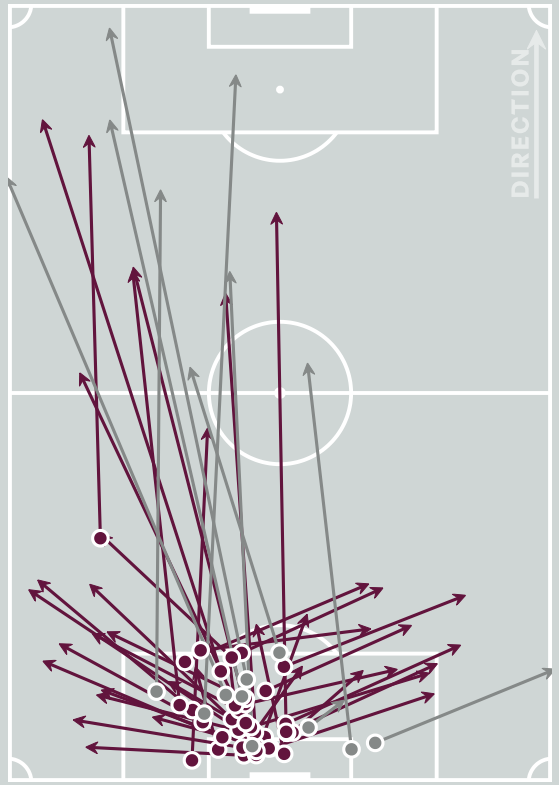

Complete Incomplete

17

Goalkeeper Line Breaks

Goalkeeping Distribution

Algeria

Kick from Feet

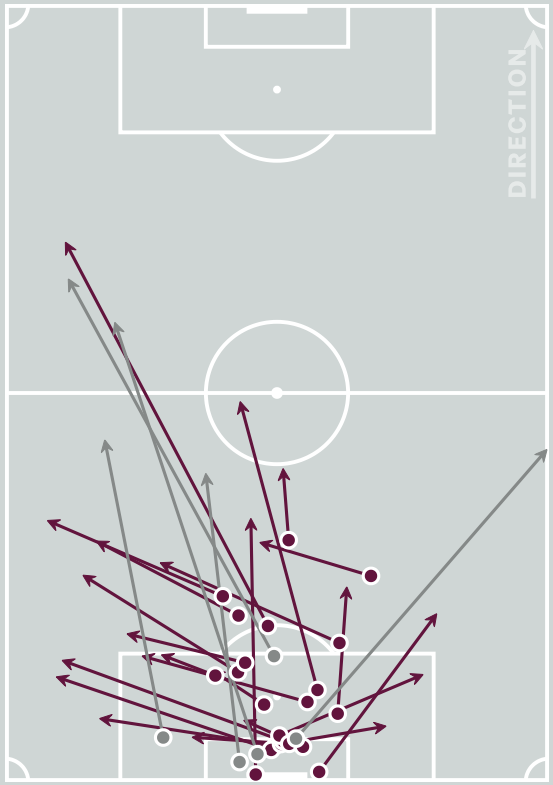

Complete Incomplete

- Play Onto
- Play Into
- Play Around
- Play Through
- Play Beyond
- Other

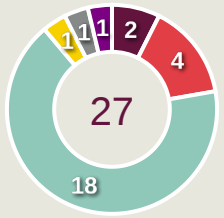

Kick from Hands

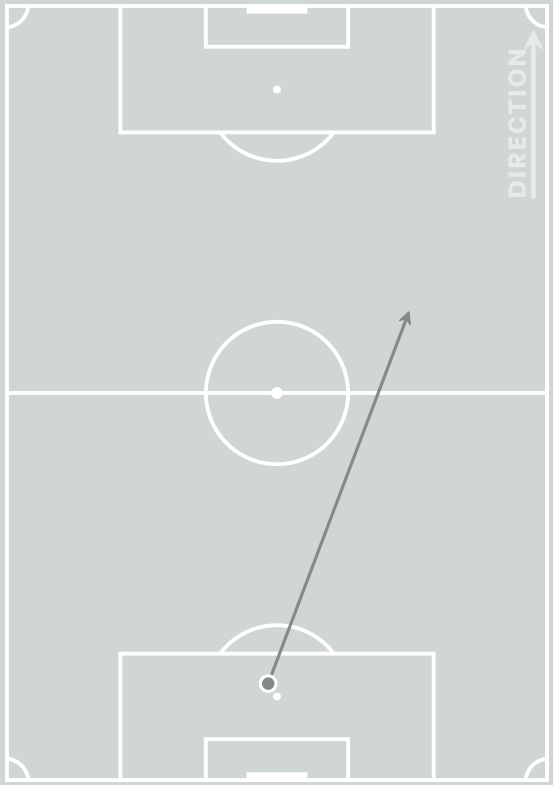

Complete Incomplete

- Side Kick
- From Hands
- Drop Kick

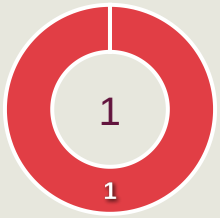

Throw Distribution

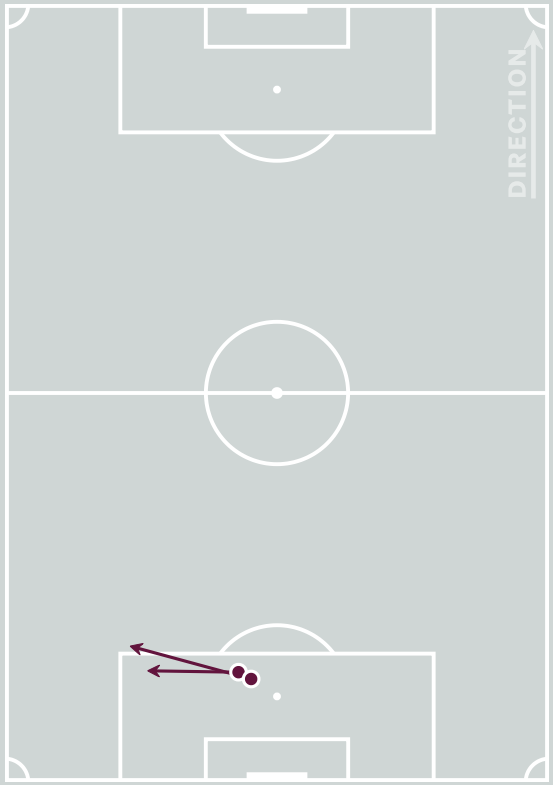

Complete Incomplete

- Over Arm
- Under Arm
- Side Arm
- Chest

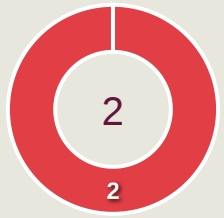

Total Distributions

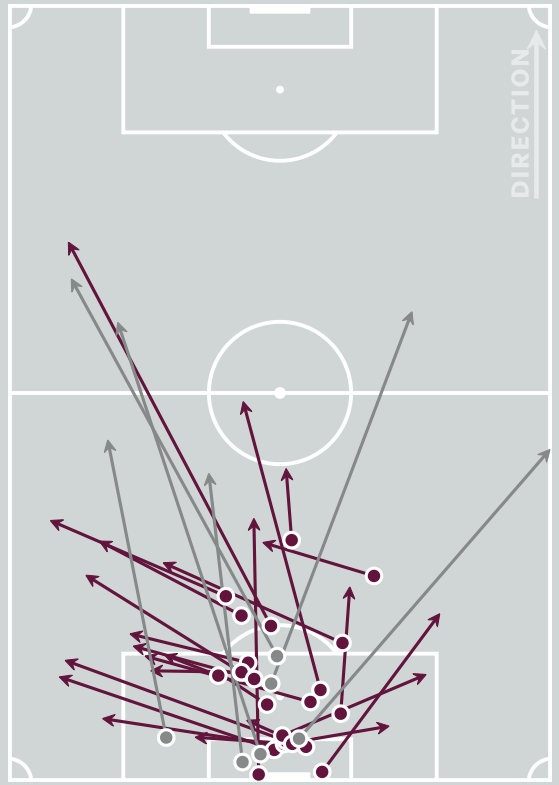

Complete Incomplete

7

Goalkeeper Line Breaks

Goal Prevention

Chile

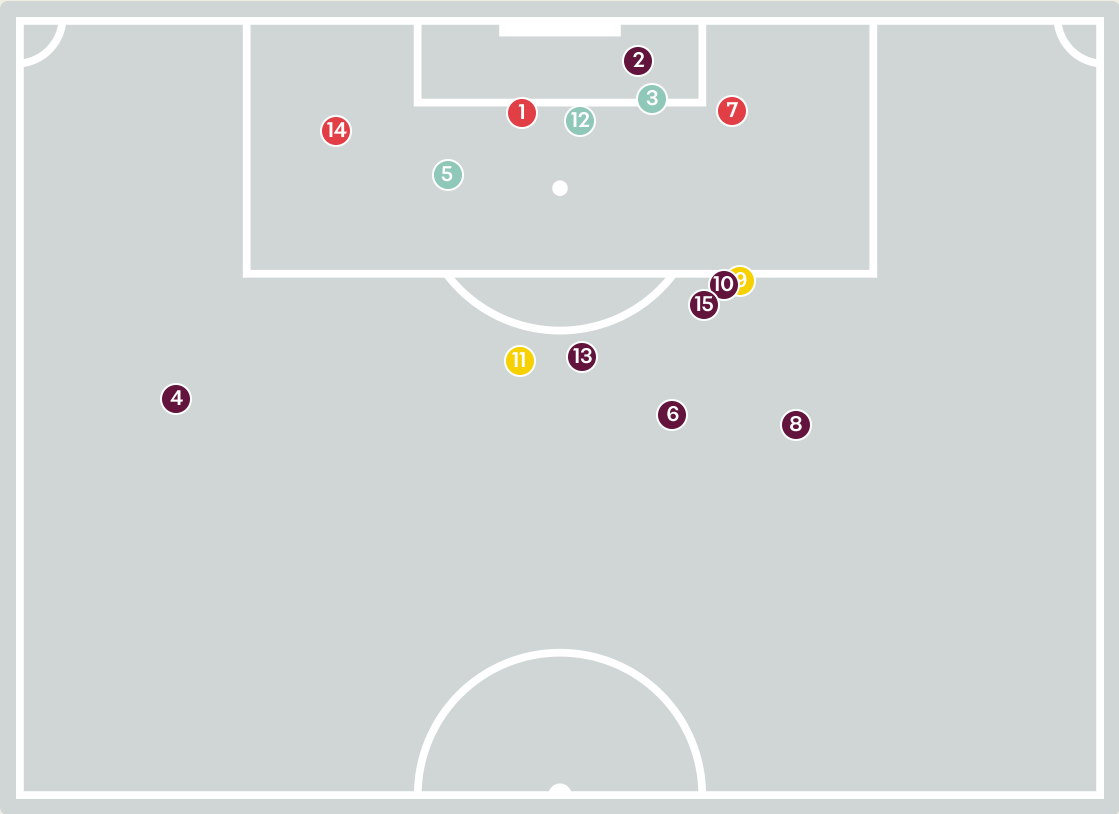

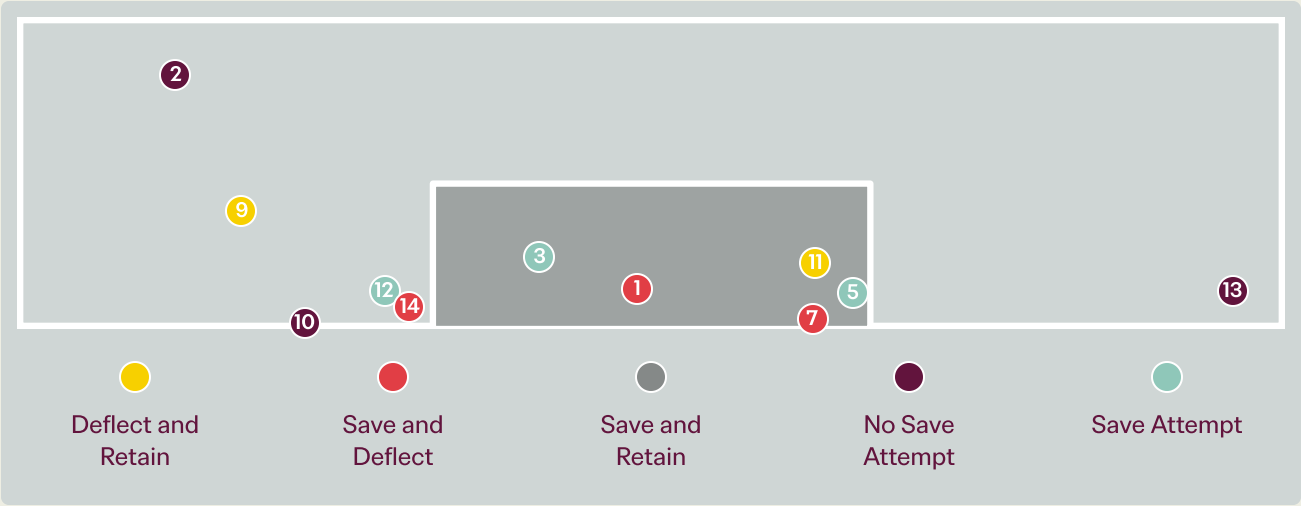

Intervention Type



Deflect & Retain · Save & Deflect · Save & Retain · No Save Attempt · Save Attempt

Intervention Body Type

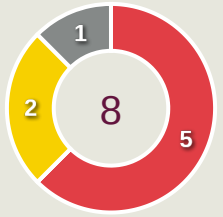

Head · Hands · Upper Body · Lower Body · Feet

15

Total Attempts on Goal Faced

60

Save %

Total Attempts on Goal Faced	Total Goal Interventions	Save & Retain	Deflect & Retain	Save & Deflect	Save Attempt	No Save Attempt
15	3	0	2	3	3	7

Goal Prevention

Algeria

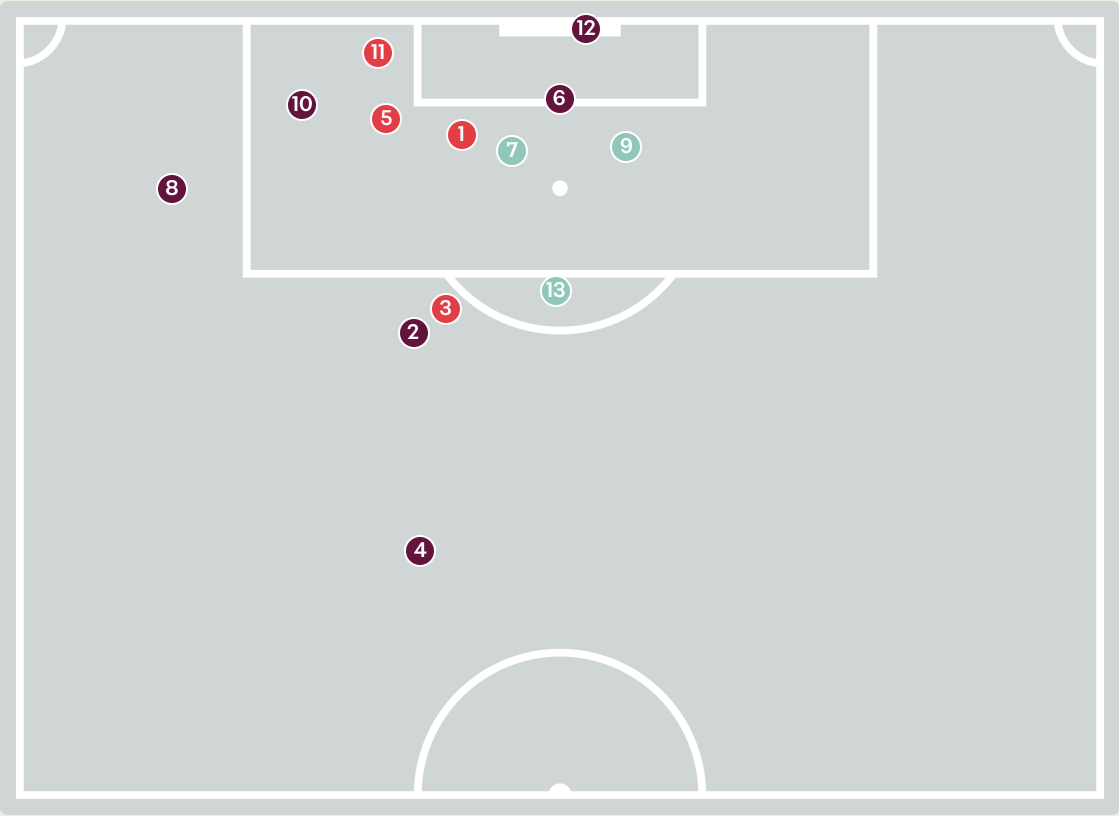

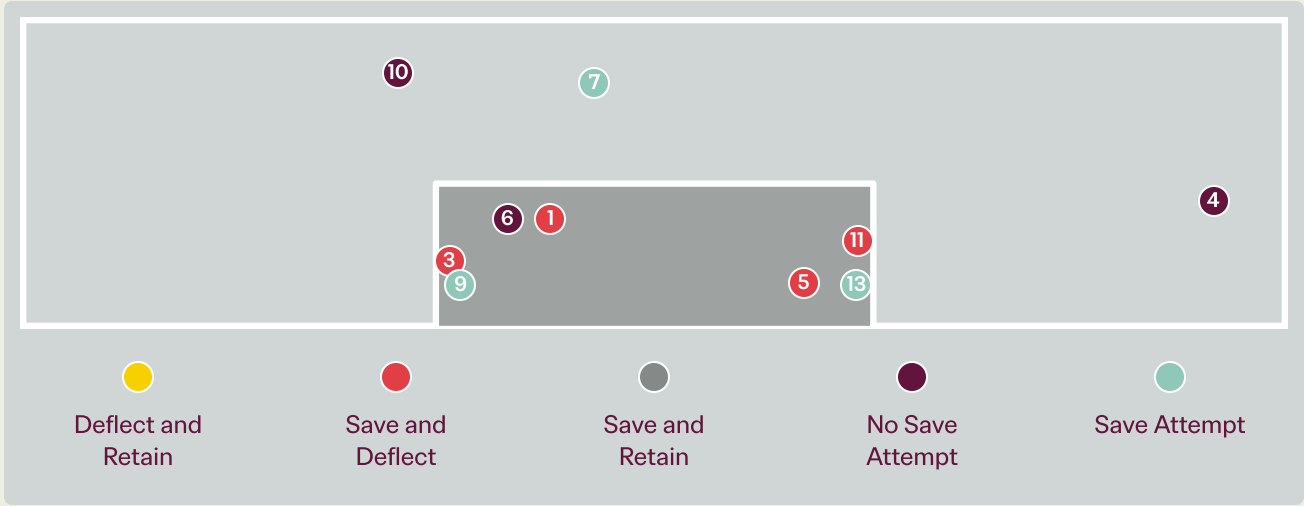

13

Total Attempts on Goal Faced

43

Save %

Intervention Type

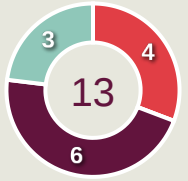

Deflect & Retain · Save & Deflect · Save & Retain · No Save Attempt · Save Attempt

Intervention Body Type

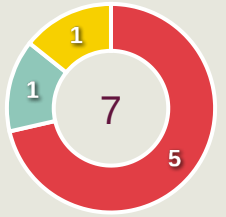

Head · Hands · Upper Body · Lower Body · Feet

Total Attempts on Goal Faced	Total Goal Interventions	Save & Retain	Deflect & Retain	Save & Deflect	Save Attempt	No Save Attempt
13	4	0	0	4	3	6

Aerial Control

Chile

3
Total Interventions

0	0	0
Complete	Punches	Incomplete

3	3	0
Complete	Claims	Incomplete

0	0	0
Complete	Tipped/Palmed	Incomplete

Crosses Faced

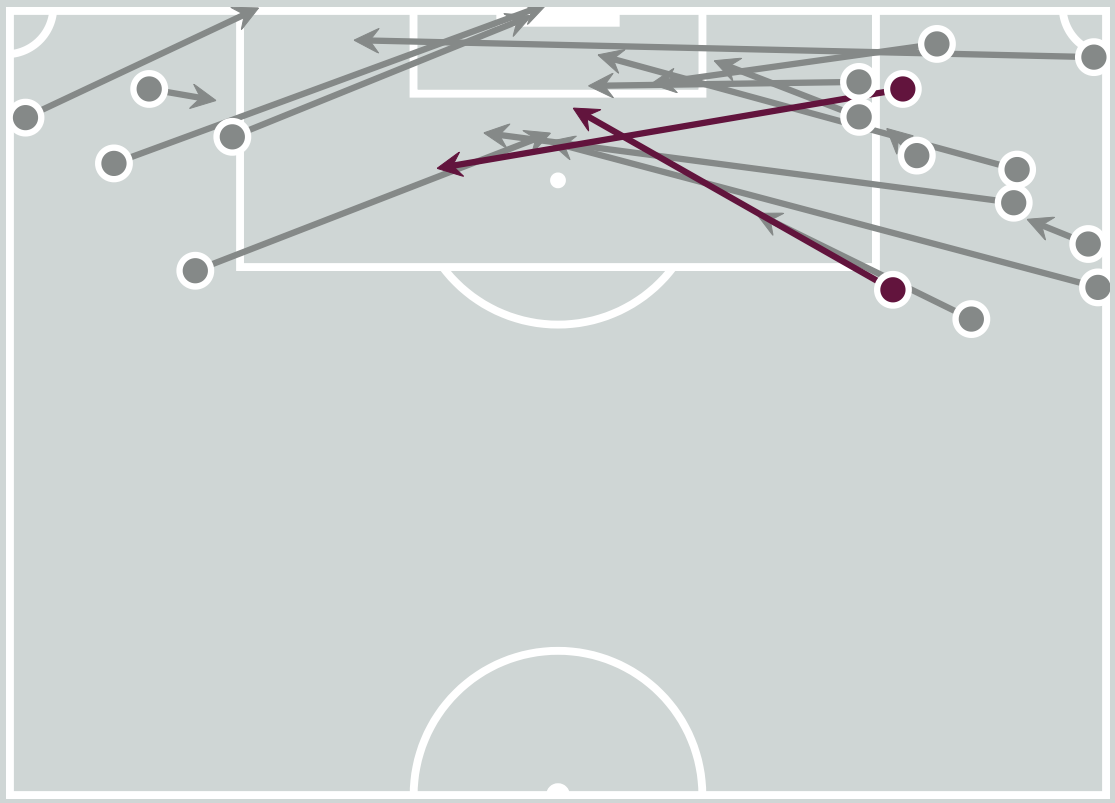

Delivery Types Faced

Total	In Swing	Out Swing	Driven	Lofted	Cutback	Push
22	6	10	1	1	0	4

Aerial Control

Algeria

4
Total Interventions

0	3	0
Complete	Punches	Incomplete

1	1	0
Complete	Claims	Incomplete

0	0	0
Complete	Tipped/Palmed	Incomplete

Crosses Faced

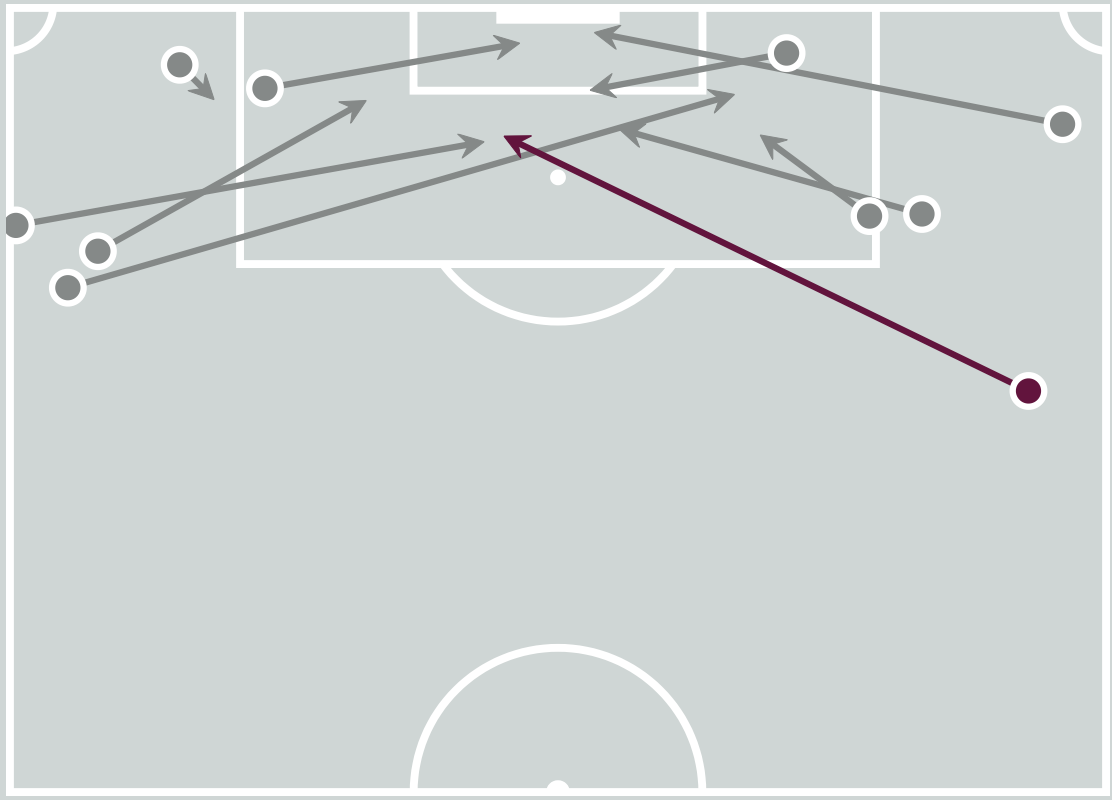

Delivery Types Faced

Total	In Swing	Out Swing	Driven	Lofted	Cutback	Push
17	7	4	3	1	0	2

FIFA U17 WORLD CUP QATAR 2026

SET PLAYS



Chile v Algeria

Set Plays

Chile

37
Total Set Plays

12
Total Free Kicks

0
Total Penalties

8
Total Corners

17
Total Throw Ins

Free Kicks	
Type	**Total**
Direct	8
Direct (on target)	0
Direct (off target)	0
Indirect	4

Corners			
Delivery Type	**From Left Side**	**From Right Side**	**Total**
Direct to Area	3	4	7
Short	1	0	1
Edge of Penalty Area	0	0	0

Corners	
Delivery Style	**Total**
Inswing	6
Outswing	1
Driven	0
Lofted	0

Set Plays

Algeria



44
Total Set Plays

19
Total Free Kicks

0
Total Penalties

4
Total Corners

21
Total Throw Ins

Free Kicks	
Type	**Total**
Direct	19
Direct (on target)	0
Direct (off target)	0
Indirect	0

Corners			
Delivery Type	**From Left Side**	**From Right Side**	**Total**
Direct to Area	3	1	4
Short	0	0	0
Edge of Penalty Area	0	0	0

Corners	
Delivery Style	**Total**
Inswing	3
Outswing	1
Driven	0
Lofted	0

INDIVIDUAL DATA IN POSSESSION




Chile v Algeria

In Possession - Distributions

Chile



#	Player	Passes Attempted	Passes Completed	Pass Completion %	Switches of Play	Crosses Attempted	Crosses Completed	Line Breaks Attempted	Line Breaks Completed	Line Break Completion %	Ball Progressions	Take Ons	Step Ins	Attempts at Goal	Goals
1	Vicente VILLEGAS	48	38	79%	0	0	0	17	10	59%	0	0	0	0	0
2	Esteban PAEZ	20	18	90%	0	1	0	9	6	67%	0	0	0	0	0
4	Baltazar OROSTICA	35	30	86%	0	4	0	14	10	71%	1	1	0	1	0
5	Lucas LOPEZ	49	42	86%	0	0	0	13	9	69%	0	0	0	2	1
6	Sebastian MELGAREJO	37	28	76%	0	4	2	16	9	56%	0	0	0	1	0
8	Joaquin MUNOZ	15	13	87%	0	0	0	2	1	50%	1	1	0	1	0
9	Amaro PEREZ	22	16	73%	0	1	0	3	2	67%	4	4	0	2	1
15	Rodrigo CATALAN	29	26	90%	1	3	1	9	8	89%	0	0	0	1	1
17	Antonio CANNONI	51	43	84%	3	0	0	12	6	50%	0	0	0	0	0
18	Amaro RIVEROS	15	13	87%	0	1	0	4	4	100%	2	2	0	2	0
19	Andher GONZALEZ	27	20	74%	1	2	1	11	4	36%	0	0	0	1	0
7	Jonathan GUERRERO	7	4	57%	0	0	0	2	1	50%	2	2	0	2	1
11	Bayron LIZAMA	4	3	75%	0	0	0	0	0	0%	0	0	0	0	0
13	Claudio SALVO	1	1	100%	0	0	0	0	0	0%	0	0	0	0	0
14	Nicolas MARINETTI	7	4	57%	0	0	0	4	2	50%	0	0	0	0	0
20	Felipe RAIPAN	1	1	100%	0	1	0	0	0	0%	1	1	0	0	0

In Possession - Offers & Receptions

Chile



			Offer movement types						
#	Player	Total Offers	In Front	In Between	Out to In	In to Out	In Behind	No Movement	Offers Received
1	Vicente VILLEGAS	2	0	0	0	0	0	2	1
2	Esteban PAEZ	7	2	0	0	0	2	3	2
4	Baltazar OROSTICA	19	3	0	0	0	11	5	12
5	Lucas LOPEZ	5	1	0	0	0	0	4	2
6	Sebastian MELGAREJO	17	9	4	0	1	0	3	11
8	Joaquin MUNOZ	15	0	7	0	1	7	0	2
9	Amaro PEREZ	9	0	3	0	0	6	0	4
15	Rodrigo CATALAN	22	6	8	2	3	2	1	8
17	Antonio CANNONI	3	1	0	0	0	0	2	0
18	Amaro RIVEROS	11	0	2	0	0	7	2	3
19	Andher GONZALEZ	26	3	11	0	1	2	9	8
7	Jonathan GUERRERO	3	0	0	2	0	1	0	2
11	Bayron LIZAMA	5	0	0	0	0	4	1	1
13	Claudio SALVO	0	0	0	0	0	0	0	0
14	Nicolas MARINETTI	1	0	1	0	0	0	0	0
20	Felipe RAIPAN	0	0	0	0	0	0	0	0

In Possession - Distributions

Algeria



#	Player	Passes Attempted	Passes Completed	Pass Completion %	Switches of Play	Crosses Attempted	Crosses Completed	Line Breaks Attempted	Line Breaks Completed	Line Break Completion %	Ball Progressions	Take Ons	Step Ins	Attempts at Goal	Goals
21	Yazid TIFRANI	30	24	80%	0	0	0	7	3	43%	0	0	0	0	0
2	Ayoub DAHMAS	35	30	86%	0	4	1	16	12	75%	2	1	1	1	0
3	Anas BELKANICHI	57	52	91%	0	1	0	17	16	94%	1	1	0	0	0
5	Kenzo BRIGNONE	74	66	89%	1	0	0	16	12	75%	3	0	3	1	0
6	Ramy BENKHIAT	37	30	81%	0	4	0	7	4	57%	2	2	0	0	0
7	Yacine ABED	27	22	81%	1	2	1	12	6	50%	8	8	0	4	1
8	Walid NECHAB	19	18	95%	0	2	2	5	5	100%	1	1	0	4	0
9	Melwane ZAIDI	10	8	80%	0	0	0	2	0	0%	2	2	0	1	0
10	Zadig BENDIAB	16	16	100%	1	3	1	3	3	100%	1	1	0	1	0
12	Ilyes MEKKAOUI	64	61	95%	1	0	0	11	10	91%	2	1	1	1	1
20	Nazim BENGHEZEL	43	35	81%	3	0	0	15	12	80%	1	0	1	1	0
11	Khalil TOUALI	7	5	71%	1	4	0	3	3	100%	7	7	0	0	0
17	Sid KADDOURI	6	6	100%	0	0	0	2	2	100%	1	1	0	0	0
18	Ilyes GRINI	19	17	89%	0	1	0	4	2	50%	3	3	0	1	0
19	Adam BENALI	7	7	100%	0	1	0	2	2	100%	2	1	1	0	0

In Possession - Offers & Receptions

Algeria

			Offer movement types						
#	Player	Total Offers	In Front	In Between	Out to In	In to Out	In Behind	No Movement	Offers Received
21	Yazid TIFRANI	2	0	0	0	0	0	2	1
2	Ayoub DAHMAS	23	5	0	0	0	7	11	5
3	Anas BELKANICHI	19	4	1	1	0	5	8	7
5	Kenzo BRIGNONE	8	0	0	0	0	0	8	4
6	Ramy BENKHIAT	64	10	29	1	2	17	5	12
7	Yacine ABED	40	2	5	1	0	21	11	13
8	Walid NECHAB	30	16	12	0	0	2	0	17
9	Melwane ZAIDI	20	0	8	4	0	8	0	7
10	Zadig BENDIAB	13	4	3	2	0	3	1	3
12	Ilyes MEKKAOUI	2	0	0	0	0	0	2	2
20	Nazim BENGHEZEL	21	10	7	1	0	0	3	9
11	Khalil TOUALI	3	0	0	0	0	2	1	0
17	Sid KADDOURI	9	0	3	0	0	6	0	3
18	Ilyes GRINI	26	8	12	0	4	1	1	10
19	Adam BENALI	5	3	2	0	0	0	0	3

INDIVIDUAL DATA
OUT OF POSSESSION




Chile v Algeria

Out of Possession

Chile



#	Player	Tackles Made / Won	Blocks	Interceptions	Pressing Direct	Pressing Indirect	Duels Won - Aerial	Duels Won - Physical	Possession Contests won	Clearances	Loose Ball Receptions	Pushing On	Pushing On into Pressing	Possession Regains	Possession Interrupted
1	Vicente VILLEGAS	0 / 0	0	0	0	0	0	0	0	0	4	0	0	10	0
2	Esteban PAEZ	8 / 1	2	2	9	10	0	0	0	8	1	33	13	9	4
4	Baltazar OROSTICA	5 / 2	4	1	6	13	0	0	0	2	6	19	7	3	6
5	Lucas LOPEZ	0 / 0	1	1	1	3	1	0	1	9	3	2	0	3	7
6	Sebastian MELGAREJO	3 / 0	6	1	9	13	0	0	0	1	5	24	12	1	8
8	Joaquin MUNOZ	4 / 1	4	2	6	40	2	0	2	0	2	22	14	6	2
9	Amaro PEREZ	1 / 0	1	0	6	32	2	0	2	1	6	34	25	2	1
15	Rodrigo CATALAN	4 / 2	3	0	5	20	0	0	0	1	5	19	11	4	2
17	Antonio CANNONI	5 / 2	1	1	5	5	1	0	1	2	9	2	0	5	2
18	Amaro RIVEROS	2 / 1	1	0	5	11	1	0	1	0	3	8	6	1	1
19	Andher GONZALEZ	6 / 0	0	1	5	32	0	0	1	3	5	21	12	2	5
7	Jonathan GUERRERO	2 / 0	0	0	3	7	0	0	0	1	5	7	5	0	1
11	Bayron LIZAMA	1 / 0	0	0	2	6	0	0	0	1	0	7	6	0	0
13	Claudio SALVO	1 / 0	0	0	2	1	0	0	0	0	0	3	1	0	0
14	Nicolas MARINETTI	1 / 0	0	0	2	8	0	0	0	0	1	7	3	0	1
20	Felipe RAIPAN	1 / 1	0	0	1	6	0	0	0	0	0	6	6	1	0

Out of Possession

Algeria

#	Player	Tackles Made / Won	Blocks	Interceptions	Pressing Direct	Pressing Indirect	Duels Won - Aerial	Duels Won - Physical	Possession Contests won	Clearances	Loose Ball Receptions	Pushing On	Pushing On into Pressing	Possession Regains	Possession Interrupted
21	Yazid TIFRANI	0 / 0	0	0	0	0	0	0	0	0	5	0	0	6	0
2	Ayoub DAHMAS	4 / 2	3	0	5	13	0	0	0	6	2	17	10	6	4
3	Anas BELKANICHI	3 / 1	2	1	2	4	2	0	2	3	8	3	3	3	4
5	Kenzo BRIGNONE	2 / 0	2	1	2	6	4	0	4	7	3	5	1	6	7
6	Ramy BENKHIAT	9 / 4	3	0	13	24	0	0	1	0	8	32	14	6	3
7	Yacine ABED	0 / 0	4	1	1	8	2	0	2	0	9	9	2	3	2
8	Walid NECHAB	2 / 0	0	0	3	17	0	0	1	1	6	19	13	1	1
9	Melwane ZAIDI	0 / 0	1	0	1	30	1	0	2	1	3	31	20	0	1
10	Zadig BENDIAB	3 / 0	3	1	4	18	0	0	2	0	3	10	10	1	4
12	Ilyes MEKKAOUI	4 / 0	2	3	2	8	1	0	1	11	6	6	1	6	5
20	Nazim BENGHEZEL	1 / 0	2	1	5	8	1	0	1	3	9	14	1	3	2
11	Khalil TOUALI	0 / 0	0	0	1	6	0	0	0	0	1	1	1	0	0
17	Sid KADDOURI	0 / 0	0	0	1	8	0	0	0	0	0	4	4	0	0
18	Ilyes GRINI	2 / 1	1	0	2	8	0	0	0	0	2	6	6	1	1
19	Adam BENALI	0 / 0	0	0	1	0	0	0	0	0	1	2	0	0	0

INDIVIDUAL DATA
PHYSICAL




Chile v Algeria

Physical Data

Chile

#	Player	Total Distance (m)	Zone 1: 0-7 km/h (m)	Zone 2: 7-15 km/h (m)	Zone 3: 15-20 km/h (m)	Zone 4: 20-25 km/h (m)	Zone 5: 25+ km/h (m)	High Speed Runs (Zone 3)	Sprints (Zone 4 & 5)	Top Speed (km/h)
1	Vicente VILLEGAS	5161.7	3914.5	1213.5	23.7	9.9	0	1.0	1.0	24.3
2	Esteban PAEZ	9941.9	3860.1	4476.7	1162.8	371.7	70.6	111.0	27.0	28.2
4	Baltazar OROSTICA	9982.0	3855.4	4283.9	1166.4	475.8	200.5	104.0	34.0	33.6
5	Lucas LOPEZ	10035.5	3807.0	5264.8	809.3	119.9	34.5	75.0	11.0	28.3
6	Sebastian MELGAREJO	8288.2	2700.4	4200.9	1074.6	275.5	36.8	93.0	22.0	27.6
8	Joaquin MUNOZ	11138.2	3690.8	5024.2	1886.8	419.5	116.8	159.0	32.0	30.2
9	Amaro PEREZ	8923.3	3319.5	3568.5	1242.5	603.1	189.7	119.0	44.0	31.8
15	Rodrigo CATALAN	7624.7	2365.4	3543.0	1381.1	255.2	80.0	107.0	21.0	27.3
17	Antonio CANNONI	10349.2	3816.4	4833.0	1237.8	386.9	75.1	117.0	31.0	27.4
18	Amaro RIVEROS	6643.5	2682.0	2525.0	967.9	337.7	130.9	78.0	29.0	29.8
19	Andher GONZALEZ	9676.5	3399.5	4126.5	1399.5	587.1	164.0	119.0	41.0	32.0
7	Jonathan GUERRERO	4131.8	1168.7	1963.1	590.0	302.9	107.0	58.0	19.0	31.9
11	Bayron LIZAMA	3067.4	749.3	1309.3	593.8	282.1	132.9	42.0	22.0	30.9
13	Claudio SALVO	1818.8	439.8	839.9	408.0	122.1	9.1	35.0	9.0	25.7
14	Nicolas MARINETTI	4100.5	1220.2	1849.2	651.6	326.3	53.2	60.0	24.0	27.7
20	Felipe RAIPAN	1838.9	420.9	826.7	418.4	123.2	49.7	39.0	11.0	30.6

Physical Data

Algeria

#	Player	Total Distance (m)	Zone 1: 0-7 km/h (m)	Zone 2: 7-15 km/h (m)	Zone 3: 15-20 km/h (m)	Zone 4: 20-25 km/h (m)	Zone 5: 25+ km/h (m)	High Speed Runs (Zone 3)	Sprints (Zone 4 & 5)	Top Speed (km/h)
21	Yazid TIFRANI	3992.3	3175.1	713.8	69.2	34.2	0	7.0	4.0	25.3
2	Ayoub DAHMAS	10398.3	3818.0	4355.3	1237.6	687.1	300.4	115.0	49.0	33.5
3	Anas BELKANICHI	10136.6	3854.8	4608.8	1192.2	365.5	115.3	105.0	26.0	34.0
5	Kenzo BRIGNONE	9674.7	3821.7	4430.2	1038.9	318.0	65.9	100.0	22.0	29.9
6	Ramy BENKHIAT	12273.9	3685.2	5026.4	2507.7	925.2	129.5	196.0	59.0	30.3
7	Yacine ABED	8975.6	4683.4	3079.3	869.4	266.1	77.4	68.0	19.0	34.0
8	Walid NECHAB	6673.5	1919.3	3414.3	1120.7	166.3	52.8	86.0	12.0	27.5
9	Melwane ZAIDI	7413.0	3047.4	2979.7	854.8	386.1	145.0	72.0	30.0	30.1
10	Zadig BENDIAB	6854.9	2828.4	2894.0	737.4	338.3	56.8	70.0	19.0	29.1
12	Ilyes MEKKAOUI	10360.9	3647.7	4774.1	1327.3	460.5	151.3	124.0	34.0	30.0
20	Nazim BENGHEZEL	9909.9	2973.9	5038.3	1332.9	498.0	66.8	115.0	30.0	31.8
11	Khalil TOUALI	3715.0	1147.4	1766.6	498.1	244.4	58.5	46.0	18.0	30.4
17	Sid KADDOURI	3380.9	1239.4	1523.7	392.5	182.2	43.1	37.0	13.0	28.5
18	Ilyes GRINI	4799.0	1492.1	2226.6	765.8	277.0	37.6	76.0	24.0	26.9
19	Adam BENALI	1518.3	242.0	679.8	458.0	90.8	47.8	26.0	7.0	29.4


FIFA
U17
WORLD CUP
QATAR 2026