FIFA U17 WORLD CUP QATAR 2026

POST MATCH SUMMARY REPORT

Brazil 2 - 1 Republic of Ireland

Group I - Match 17
21 November 2026
18:00 Kick Off
Aspire Zone - Pitch 2 - Ibrahim Khalfan

21 November 2026 - Aspire Zone - Pitch 2 - Ibrahim Khalfan - 18:00

Match Summary - Teams

Brazil

2 – 1

Republic of Ireland

STARTING

1	GK	GABRIEL WERNECK		
2	DF	MARCOS PESSETI		
3	DF	DANIEL SILVA		
4	DF	BRENO SALES	↓ 83'	
5	MF	LEONARDO CERCI	↓ 57'	
6	DF	RICHARD WENDEL	67'	
7	FW	KAUE FURQUIM	↓ 83'	
8	MF	EDUARDO PAPE		
9	FW	RODRIGO JR	⚽ 30'	↓ 72'
10	MF	LUCCA CARAMICO	↓ 82'	
11	MF	EDUARDO CONCEICAO	⚽ 71'	

SUBSTITUTES

12	GK	ARTHUR VALE		
21	GK	ARTHUR SEHN		
13	DF	DAVID BRENDO		
14	DF	IAGO MACHADO	↑ 83'	89'
15	MF	GUSTAVO AFONSO	↑ 82'	
16	DF	SAMUEL ALMEIDA		
17	FW	JOAO FRANCA	↑ 83'	
18	FW	RIQUELME		
19	FW	LUCAS EMANUEL	↑ 72'	
20	FW	JOAO COUTO	↑ 57'	

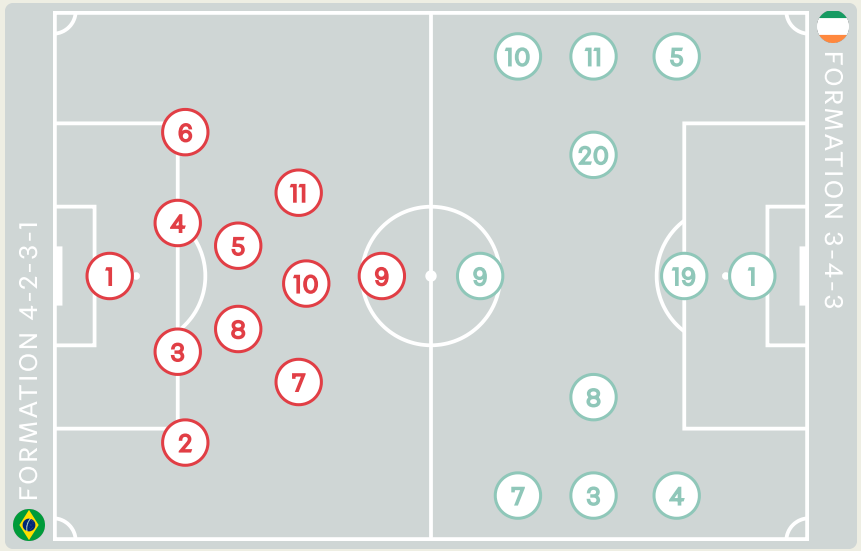

STARTING

Darragh BRUNTON	GK	1		
↓ 63'	Danny BURKE	DF	3	
Sean SPAIGHT	DF	4		
89'	Kian QUIGLEY	DF	5	
Cillian MURPHY	MF	7		
↓ 69'	Josh ODWYER	MF	8	
↓ 82'	Desmond ARMSTRONG	FW	9	
⚽ 44'	Ryan SHERIDAN	MF	10	
↓ 63'	Joe BYRNE	FW	11	
94'	Josh OCONNOR	DF	19	
↓ 82'	35'	Jayden GOAD	MF	20

SUBSTITUTES

George MOLONEY	GK	16	
Xander GRIEVES	GK	21	
↑ 63'	Maxim AFONIN	DF	2
↑ 69'	Tom MCGRATH	MF	6
Corey FAY	FW	12	
Jayden MARSHALL	DF	13	
↑ 82'	Hugh MARTIN	FW	14
Richard FERIZAJ	MF	15	
↑ 63'	Joey WUNA	FW	17
↑ 82'	Ronan KEATING	FW	18

Distribution in the Final Third

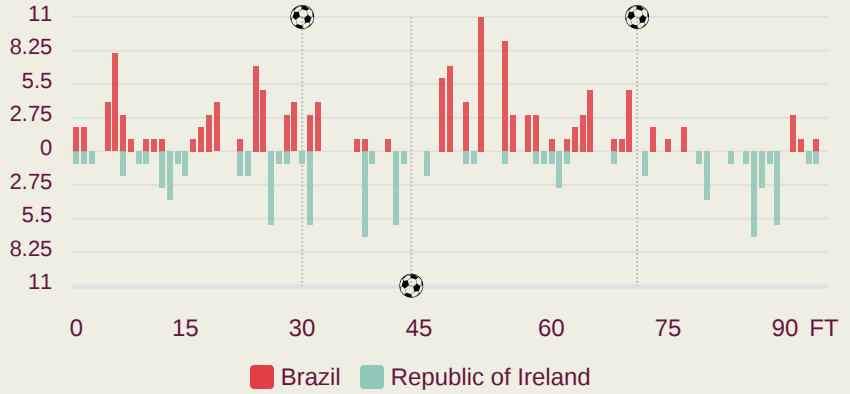

21 November 2026 - Aspire Zone - Pitch 2 - Ibrahim Khalfan - 18:00

Match Summary - Key Statistics

Brazil 2 — 1 **Republic of Ireland**

Possession

Total	55.4%	10.9%	33.7%	Total
2	Goals			1
0.58	xG (Expected Goals)			0.46
16 (6)	Attempts at Goal (On Target)			5 (2)
474 (414)	Total Passes (Complete)			334 (246)
87 %	Pass Completion %			74 %
82	Completed Line Breaks			54
8	Defensive Line Breaks			4
111	Receptions in the Final Third			53
22	Crosses			14
41	Ball Progressions			19
154 (37)	Defensive Pressures Applied (Direct Pressures)			275 (48)
33	Forced Turnovers			43
58	Second Balls			76
109.5 km	Total Distance Covered			113.8 km
5.2 km	Zone 4 – Low Speed Sprinting: 20-25 km/h			5.4 km

21 November 2026 - Aspire Zone - Pitch 2 - Ibrahim Khalfan - 18:00

Phases of Play

Brazil | **Republic of Ireland**

IN POSSESSION

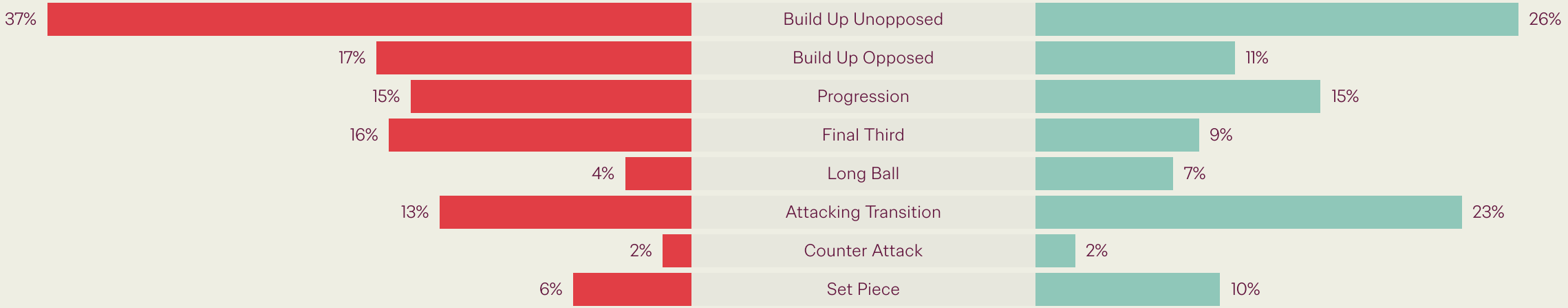

OUT OF POSSESSION

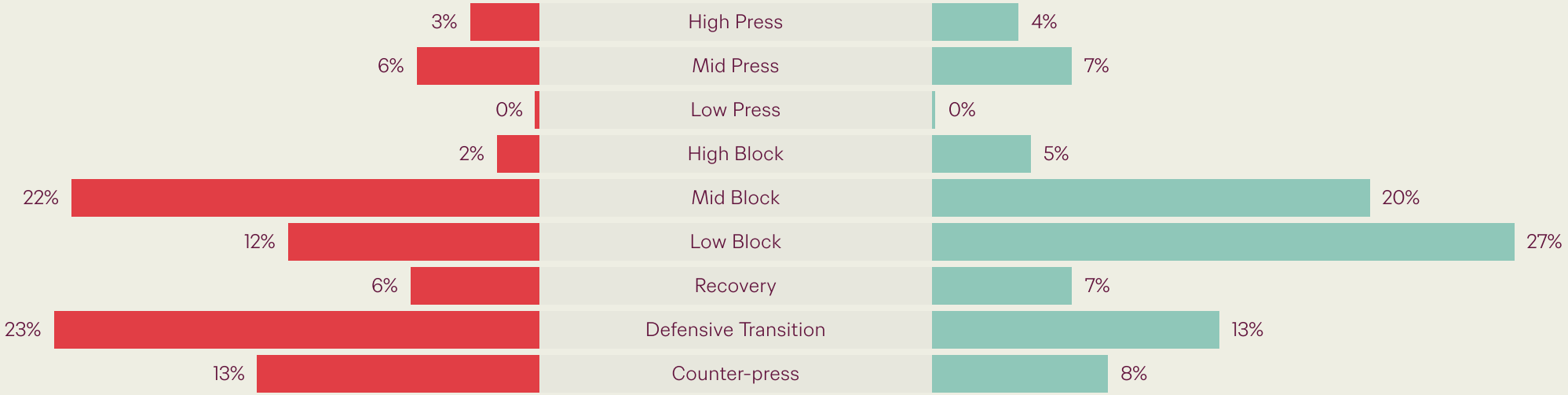

IN POSSESSION




Brazil v Republic of Ireland

In Possession Line Height & Team Length

Brazil

Build Up Low

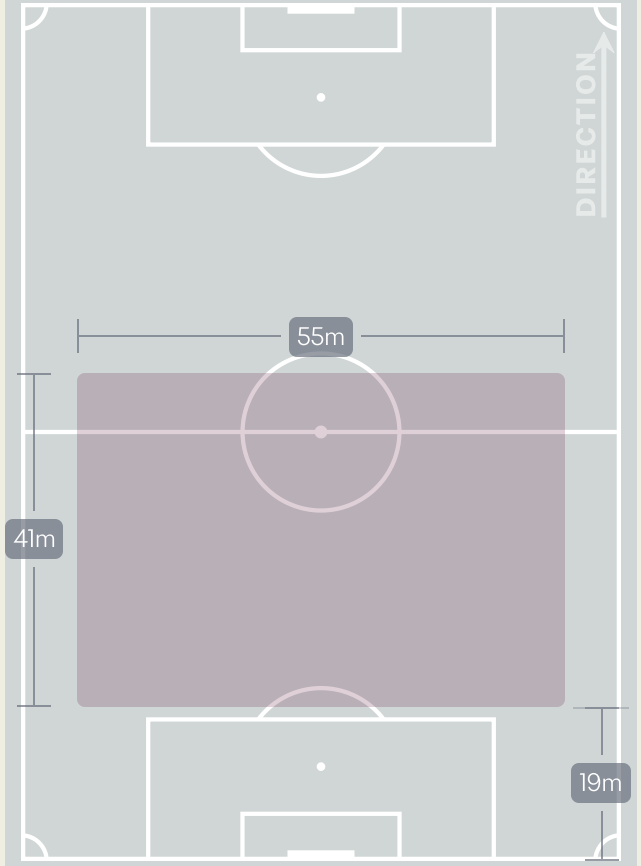

Build Up Mid

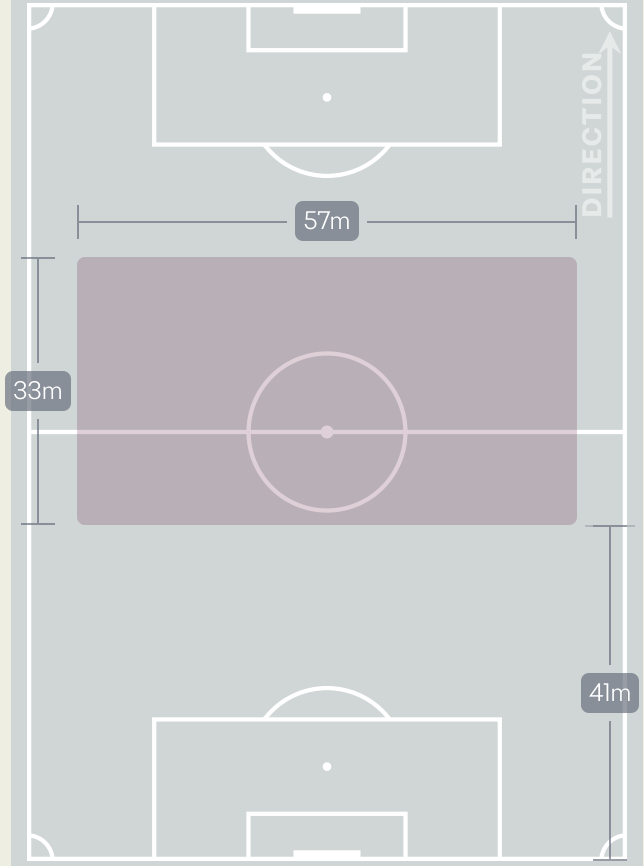

Final Third Phase

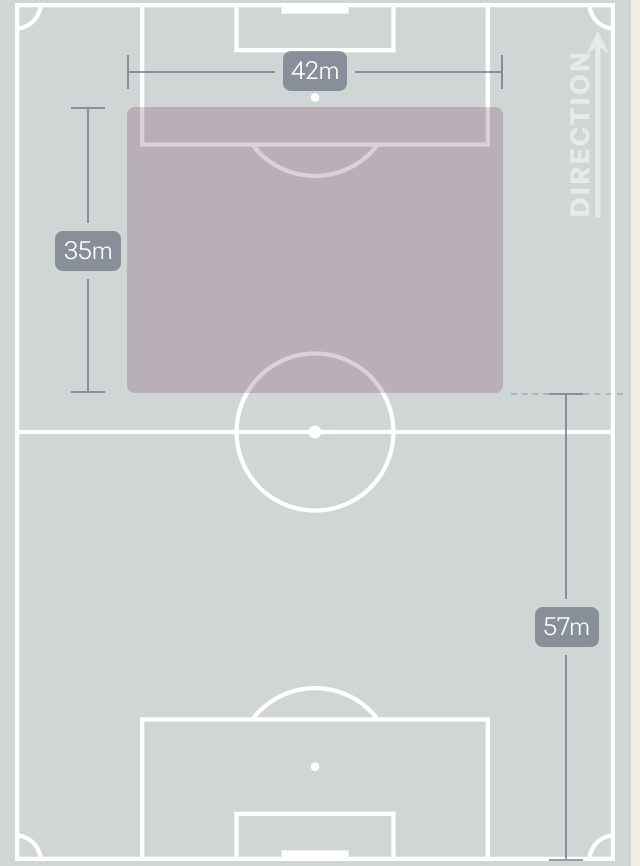

In Possession Line Height & Team Length

Republic of Ireland

Build Up Low

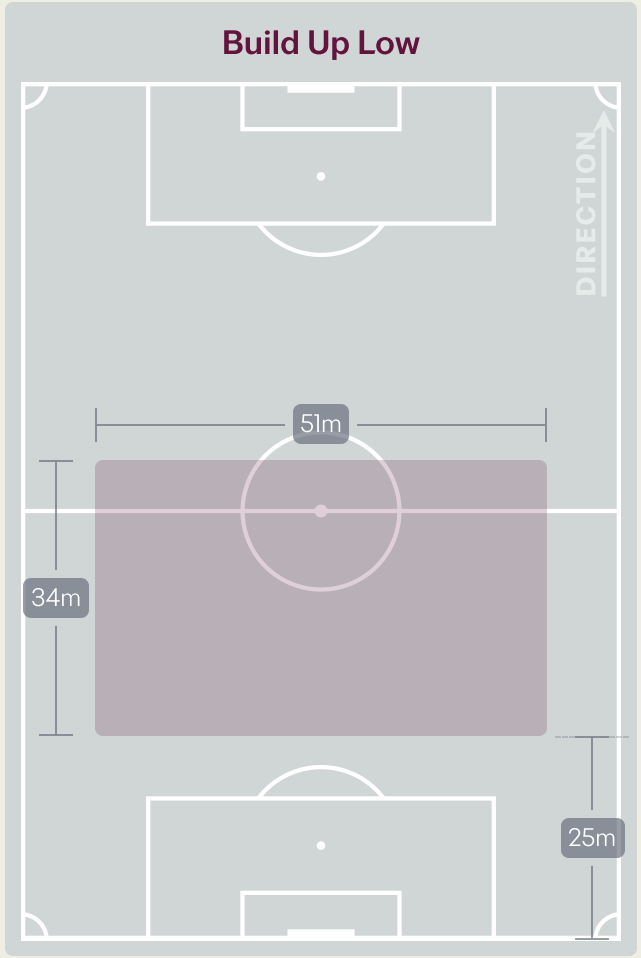

Build Up Mid

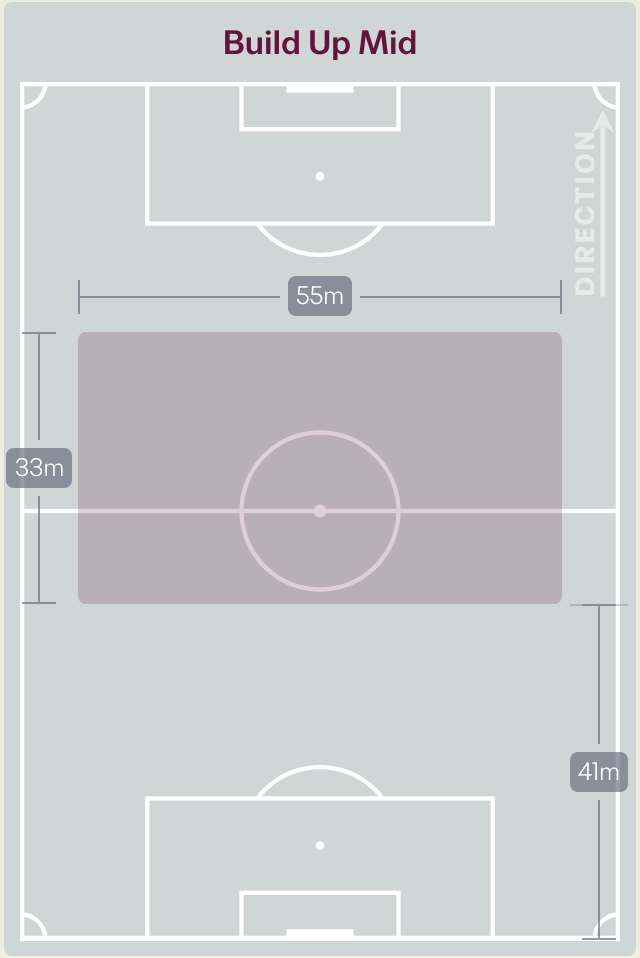

Final Third Phase

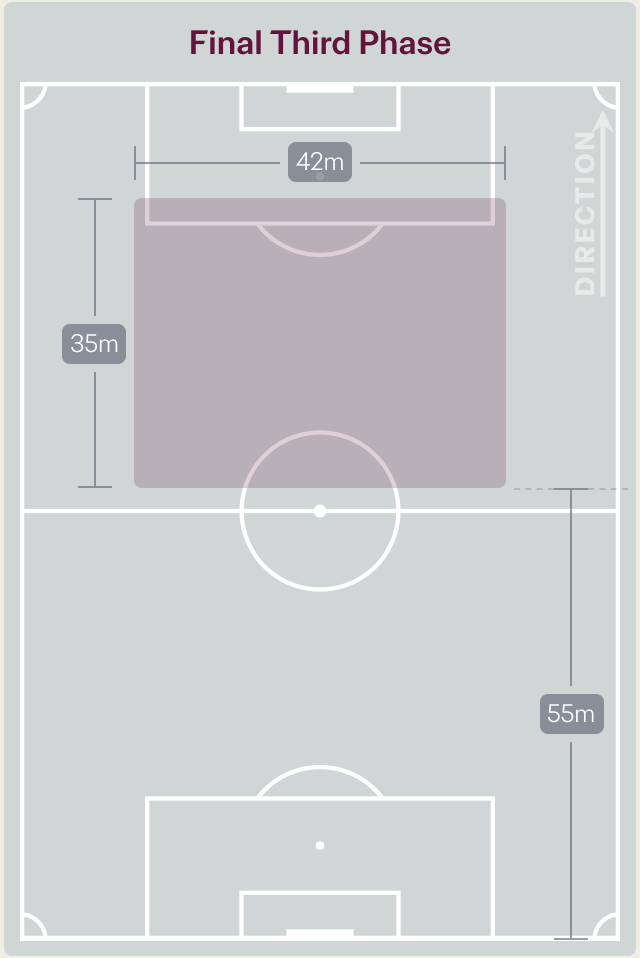

Line Breaks

Brazil

Attempted Line Breaks
119

26	24
Attempted	Complete

46	40
Attempted	Complete

47	18
Attempted	Complete

4 Units

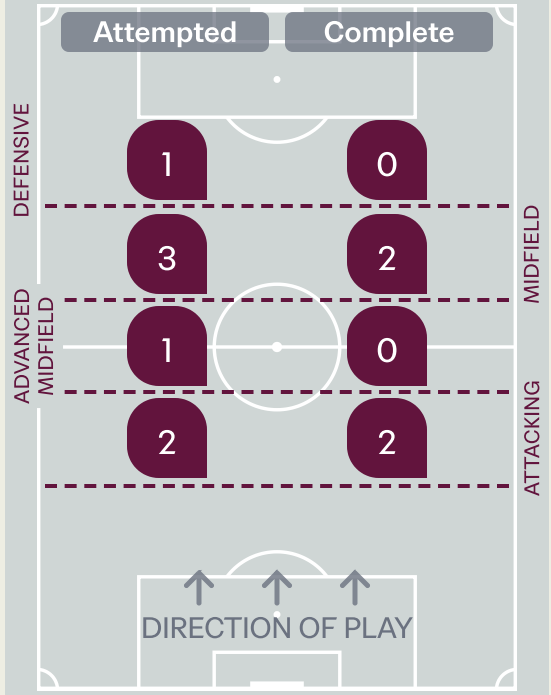

Attempted Line Breaks	7
Inside Shape	3
Outside Shape	4

3 Units

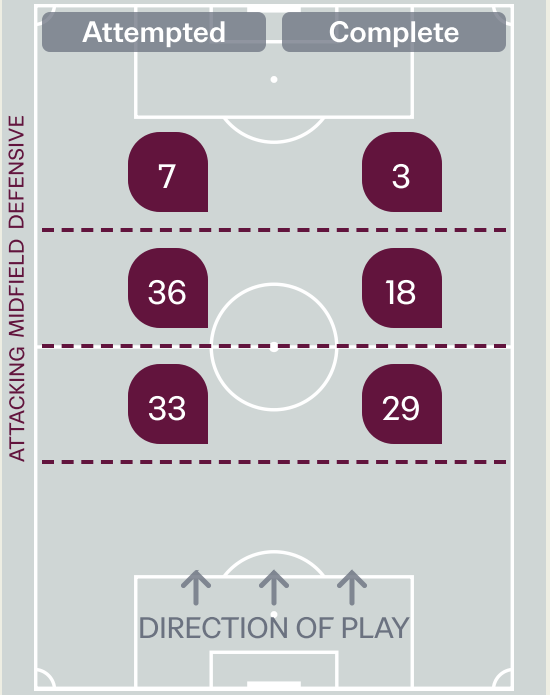

Attempted Line Breaks	76
Inside Shape	47
Outside Shape	29

2 Units

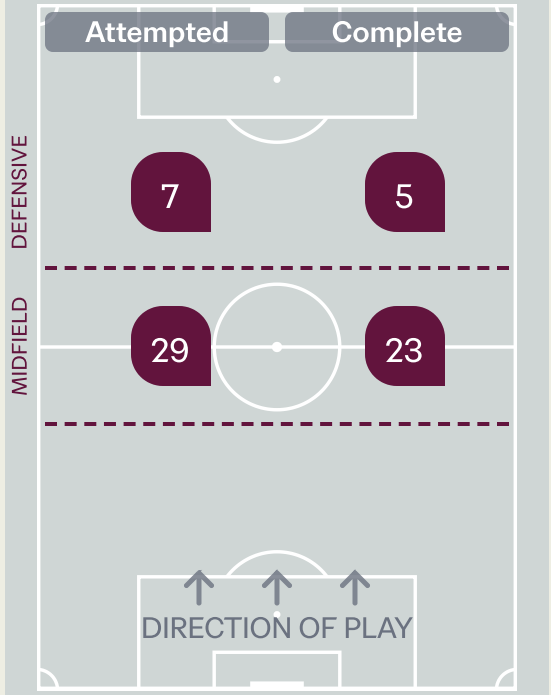

Attempted Line Breaks	36
Inside Shape	18
Outside Shape	18

Line Breaks

Republic of Ireland

Attempted Line Breaks
106

21	18
Attempted	Complete

19	12
Attempted	Complete

66	24
Attempted	Complete

4 Units

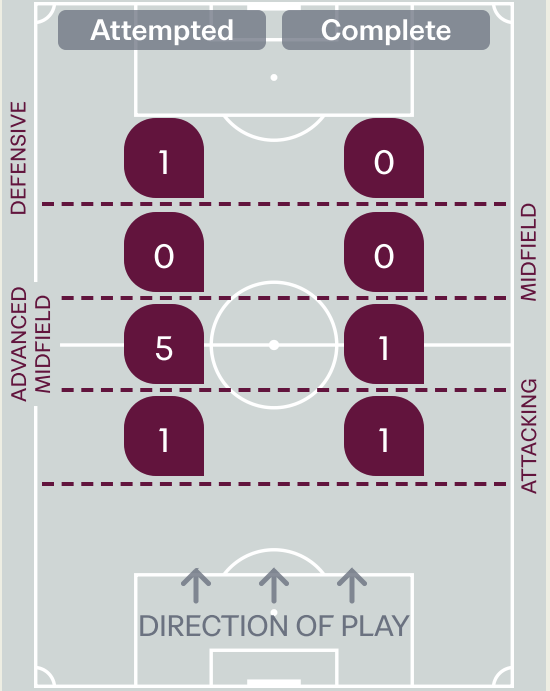

Attempted Line Breaks	7
Inside Shape	7
Outside Shape	0

3 Units

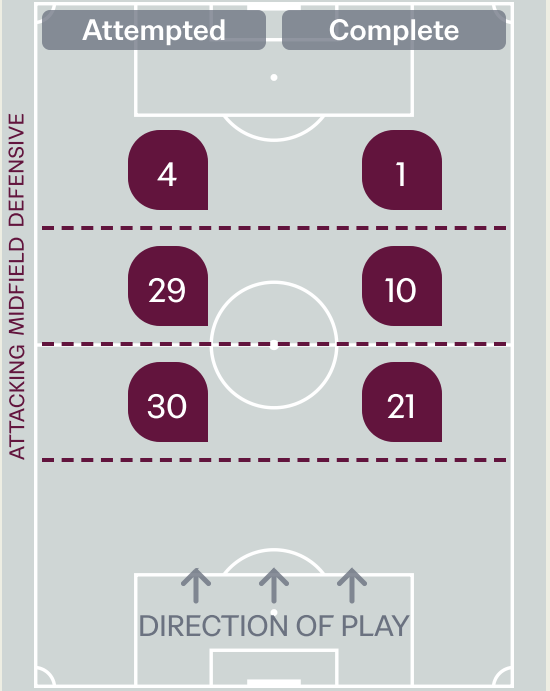

Attempted Line Breaks	63
Inside Shape	44
Outside Shape	19

2 Units

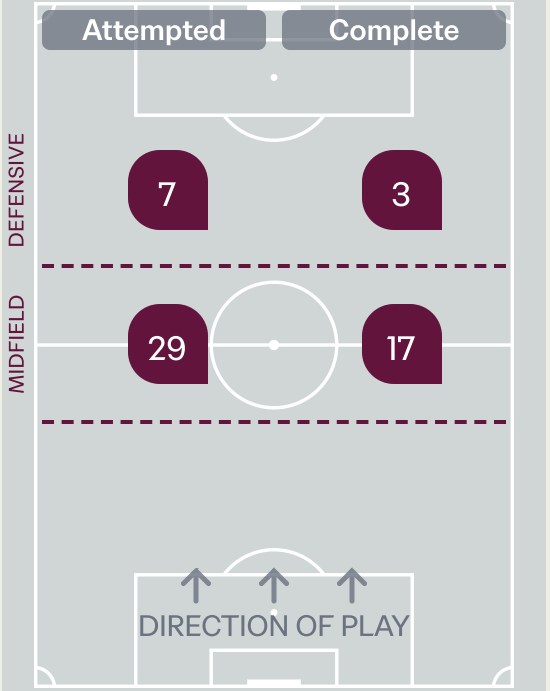

Attempted Line Breaks	36
Inside Shape	31
Outside Shape	5

Line Breaks

Brazil

					4 Units				3 Units			2 Units		Direction			Distribution Type		
#	Player	Line Breaks Attempted	Line Breaks Completed	Line Break Completion %	Attacking Line	Attacking Midfield Line	Midfield Line	Defensive Line	Attacking Line	Midfield Line	Defensive Line	Midfield Line	Defensive Line	Through	Around	Over	Pass	Cross	Ball Progression
1	GABRIEL WERNECK	15	4	27%	0	0	1	0	5	8	1	0	0	1	1	13	15	0	0
2	MARCOS PESSETI	18	14	78%	0	1	0	0	6	5	0	4	2	3	8	7	14	0	4
3	DANIEL SILVA	13	8	62%	0	0	0	0	4	4	1	4	0	4	3	6	13	0	0
4	BRENO SALES	18	16	89%	2	0	0	0	10	2	0	4	0	1	12	5	18	0	0
5	LEONARDO CERCI	6	4	67%	0	0	0	0	1	3	0	2	0	0	5	1	5	0	1
6	RICHARD WENDEL	19	13	68%	0	0	1	0	5	5	2	5	1	6	9	4	11	2	6
7	KAUE FURQUIM	5	4	80%	0	0	0	0	1	1	0	0	3	2	3	0	1	0	4
8	EDUARDO PAPE	8	6	75%	0	0	1	0	0	4	1	2	0	2	1	5	7	0	1
9	RODRIGO JR	1	0	0%	0	0	0	1	0	0	0	0	0	0	0	1	1	0	0
10	LUCCA CARAMICO	11	11	100%	0	0	0	0	1	4	1	5	0	6	2	3	11	0	0
11	EDUARDO CONCEICAO	2	2	100%	0	0	0	0	0	0	0	1	1	0	2	0	1	0	1
14	IAGO MACHADO	0	0	0%	0	0	0	0	0	0	0	0	0	0	0	0	0	0	0
15	GUSTAVO AFONSO	1	0	0%	0	0	0	0	0	0	0	1	0	0	0	1	1	0	0
17	JOAO FRANCA	0	0	0%	0	0	0	0	0	0	0	0	0	0	0	0	0	0	0
19	LUCAS EMANUEL	0	0	0%	0	0	0	0	0	0	0	0	0	0	0	0	0	0	0
20	JOAO COUTO	2	0	0%	0	0	0	0	0	0	1	1	0	1	0	1	2	0	0

Line Breaks

Republic of Ireland

					4 Units				3 Units			2 Units		Direction			Distribution Type		
#	Player	Line Breaks Attempted	Line Breaks Completed	Line Break Completion %	Attacking Line	Attacking Midfield Line	Midfield Line	Defensive Line	Attacking Line	Midfield Line	Defensive Line	Midfield Line	Defensive Line	Through	Around	Over	Pass	Cross	Ball Progression
1	Darragh BRUNTON	25	5	20%	0	3	0	0	7	5	0	9	1	0	0	25	25	0	0
3	Danny BURKE	5	2	40%	0	0	0	0	0	0	2	0	3	0	3	2	4	1	0
4	Sean SPAIGHT	18	12	67%	0	0	0	0	7	4	1	5	1	5	4	9	18	0	0
5	Kian QUIGLEY	17	9	53%	1	0	0	0	7	5	0	4	0	1	2	14	17	0	0
7	Cillian MURPHY	3	1	33%	0	0	0	0	0	2	0	1	0	0	1	2	3	0	0
8	Josh ODWYER	3	2	67%	0	1	0	1	0	1	0	0	0	1	0	2	3	0	0
9	Desmond ARMSTRONG	1	0	0%	0	0	0	0	0	1	0	0	0	0	0	1	1	0	0
10	Ryan SHERIDAN	6	5	83%	0	0	0	0	0	4	0	2	0	3	2	1	6	0	0
11	Joe BYRNE	6	3	50%	0	0	0	0	1	3	0	2	0	2	2	2	5	0	1
19	Josh OCONNOR	7	6	86%	0	0	0	0	4	1	1	1	0	1	2	4	7	0	0
20	Jayden GOAD	9	6	67%	0	1	0	0	2	3	0	3	0	5	0	4	9	0	0
2	Maxim AFONIN	1	0	0%	0	0	0	0	0	0	0	1	0	1	0	0	1	0	0
6	Tom MCGRATH	3	2	67%	0	0	0	0	2	0	0	1	0	2	1	0	3	0	0
14	Hugh MARTIN	0	0	0%	0	0	0	0	0	0	0	0	0	0	0	0	0	0	0
17	Joey WUNA	2	1	50%	0	0	0	0	0	0	0	0	2	0	2	0	0	1	1
18	Ronan KEATING	0	0	0%	0	0	0	0	0	0	0	0	0	0	0	0	0	0	0

Passing Networks

Brazil

#	Passes From ↓ to →	GABRIEL WERNECK	MARCOS PESSETI	DANIEL SILVA	BRENO SALES	LEONARDO CERCI	RICHARD WENDEL	KAUE FURQUIM	EDUARDO PAPE	RODRIGO JR	LUCCA CARAMICO	EDUARDO CONCEICAO	IAGO MACHADO	GUSTAVO AFONSO	JOAO FRANCA	LUCAS EMANUEL	JOAO COUTO
1	GABRIEL WERNECK		1	3	4	1	1	0	0	1	0	0	0	0	0	0	0
2	MARCOS PESSETI	0		10	7	1	1	15	2	3	1	1	0	0	0	0	0
3	DANIEL SILVA	6	14		21	7	2	2	5	0	6	2	0	0	0	0	0
4	BRENO SALES	2	4	16		6	25	0	2	2	7	4	0	0	0	0	0
5	LEONARDO CERCI	1	2	6	7		3	0	1	0	1	4	0	0	0	0	0
6	RICHARD WENDEL	0	1	1	16	2		4	1	1	7	14	0	0	0	0	3
7	KAUE FURQUIM	0	5	6	2	1	1		7	0	1	0	0	0	0	0	0
8	EDUARDO PAPE	0	5	6	2	2	0	3		2	4	1	0	1	0	0	1
9	RODRIGO JR	0	3	1	0	0	1	4	1		3	1	0	0	0	0	0
10	LUCCA CARAMICO	0	2	6	5	3	11	0	3	3		4	0	0	0	0	1
11	EDUARDO CONCEICAO	2	2	3	3	3	6	0	1	1	2		2	0	1	0	1
14	IAGO MACHADO	1	0	1	0	0	0	0	0	0	0	0		0	0	0	0
15	GUSTAVO AFONSO	0	0	0	0	0	1	0	0	0	0	0	0		0	0	0
17	JOAO FRANCA	0	0	0	0	0	0	0	0	0	0	1	0	0		0	0
19	LUCAS EMANUEL	0	0	0	0	0	0	0	0	0	0	0	0	0	0		1
20	JOAO COUTO	0	0	0	0	0	3	0	0	0	0	1	0	0	0	0	

Top 5 Player to Player Passers

Player	Passed To	% of Total Team Passes
BRENO SALES	RICHARD WENDEL	6.3%
DANIEL SILVA	BRENO SALES	5.3%
BRENO SALES	DANIEL SILVA	4%
RICHARD WENDEL	BRENO SALES	4%
MARCOS PESSETI	KAUE FURQUIM	3.8%

Passing Networks

Republic of Ireland

#	Passes From ↓ to →	Darragh BRUNTON	Danny BURKE	Sean SPAIGHT	Kian QUIGLEY	Cillian MURPHY	Josh ODWYER	Desmond ARMSTRONG	Ryan SHERIDAN	Joe BYRNE	Josh OCONNOR	Jayden GOAD	Maxim AFONIN	Tom MCGRATH	Hugh MARTIN	Joey WUNA	Ronan KEATING
1	Darragh BRUNTON		0	2	0	0	0	2	0	0	1	0	0	0	0	0	0
3	Danny BURKE	0		1	0	4	1	1	0	0	0	0	0	0	0	0	0
4	Sean SPAIGHT	5	2		0	2	1	0	1	1	15	3	0	3	0	2	0
5	Kian QUIGLEY	2	0	1		0	0	0	3	5	4	9	1	0	0	1	0
7	Cillian MURPHY	1	2	3	0		1	0	3	0	0	2	0	0	0	0	0
8	Josh ODWYER	0	1	3	4	1		0	1	0	4	4	0	0	0	0	0
9	Desmond ARMSTRONG	1	0	0	0	0	1		4	1	0	0	0	0	0	0	0
10	Ryan SHERIDAN	2	2	0	6	4	3	0		1	0	1	0	2	1	1	1
11	Joe BYRNE	0	0	0	1	1	0	2	3		0	3	0	0	0	0	0
19	Josh OCONNOR	4	1	9	10	1	0	1	2	0		5	1	0	0	0	0
20	Jayden GOAD	1	4	7	5	1	3	2	1	1	5		1	0	0	0	0
2	Maxim AFONIN	0	0	0	0	0	0	0	2	0	0	0		1	0	0	0
6	Tom MCGRATH	0	0	1	1	1	0	0	0	0	2	1	0		1	0	0
14	Hugh MARTIN	0	0	0	0	0	0	0	1	0	0	0	0	0		0	0
17	Joey WUNA	0	0	1	0	0	0	0	1	0	0	0	0	0	0		0
18	Ronan KEATING	0	0	0	0	1	0	0	0	0	0	0	0	0	0	0	

Top 5 Player to Player Passers		
Player	Passed To	% of Total Team Passes
Sean SPAIGHT	Josh OCONNOR	6.7%
Josh OCONNOR	Kian QUIGLEY	4.5%
Kian QUIGLEY	Jayden GOAD	4%
Josh OCONNOR	Sean SPAIGHT	4%
Jayden GOAD	Sean SPAIGHT	3.1%

Attempts at Goal

Brazil

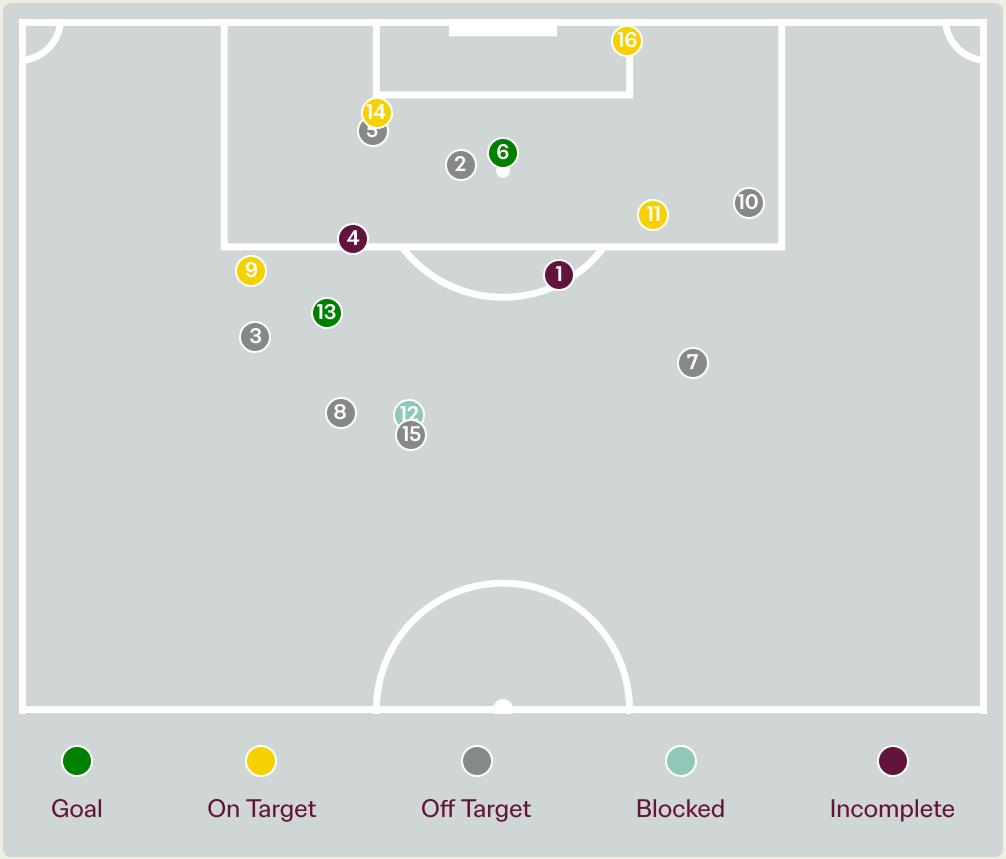

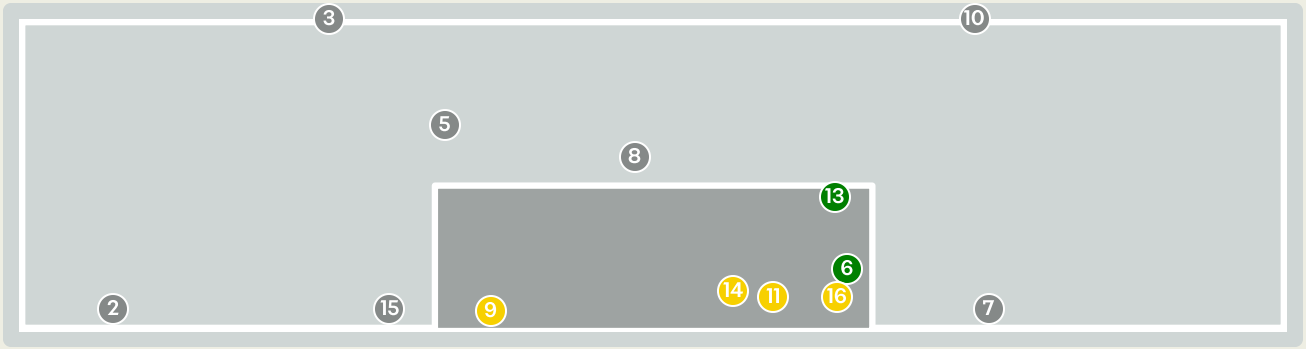

Key	Outcome	Shots
	Goals	2
	On Target	4
	Off Target	7
	Blocked	1
	Incomplete	2

Attempts at Goal

Brazil

Time	Player	Outcome	Body Part	Delivery Type
1	7 KAUE FURQUIM	Deflected Off Target - Defensive Event	Left Foot	Pass
6	11 EDUARDO CONCEICAO	Deflected Off Target - Defensive Event	Right Foot	Pass
22	10 LUCCA CARAMICO	Off Target	Right Foot	Pass
24	6 RICHARD WENDEL	Incomplete - Defensive Event	Left Foot	Pass
25	11 EDUARDO CONCEICAO	Off Target	Left Foot	Pass
29	9 RODRIGO JR	On Target - Goal	Head	Cross
32	7 KAUE FURQUIM	Off Target	Left Foot	Pass
47	6 RICHARD WENDEL	Off Target	Left Foot	Pass
50	11 EDUARDO CONCEICAO	Deflected On Target - Saved	Right Foot	Ball Progression
55	10 LUCCA CARAMICO	Off Target	Right Foot	Pass
58	11 EDUARDO CONCEICAO	On Target - Saved	Right Foot	Ball Progression
70	10 LUCCA CARAMICO	Incomplete - Blocked	Right Foot	Loose Ball
70	11 EDUARDO CONCEICAO	On Target - Goal	Right Foot	Pass
80	20 JOAO COUTO	On Target - Saved	Left Foot	Pass
81	11 EDUARDO CONCEICAO	Off Target	Right Foot	Loose Ball
91	17 JOAO FRANCA	On Target - Saved	Head	Corner

Attempts at Goal

Republic of Ireland

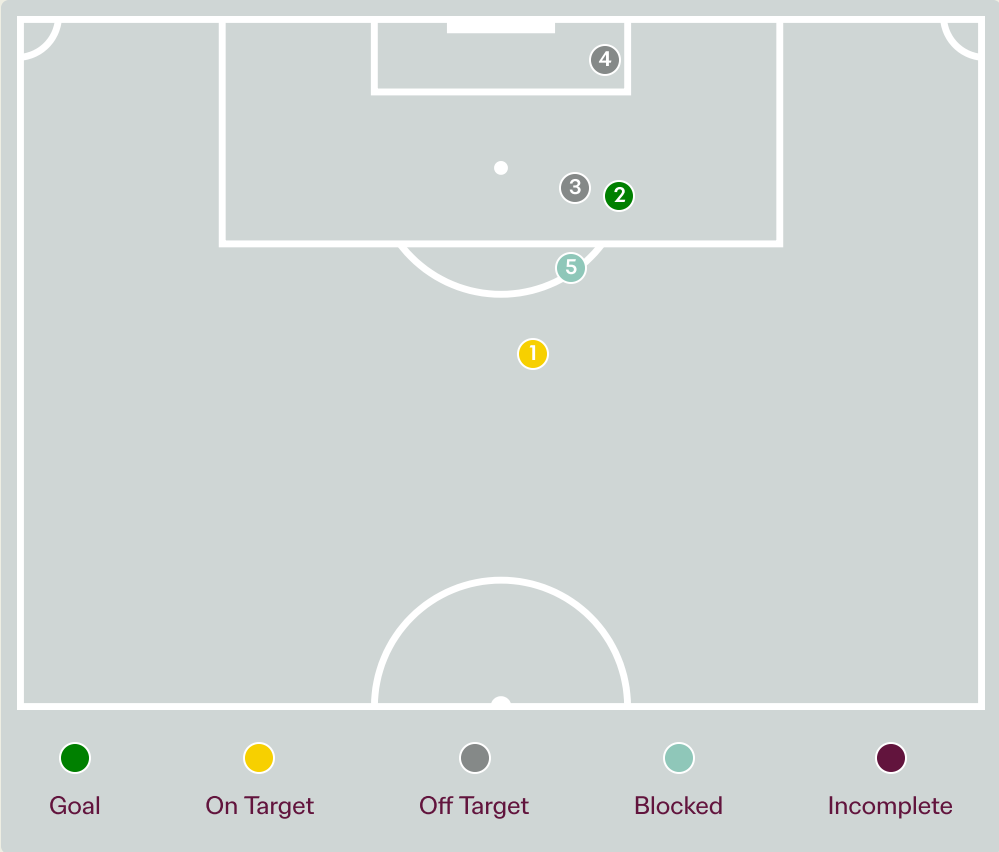



Key	Outcome	Shots
	Goals	1
	On Target	1
	Off Target	2
	Blocked	1
	Incomplete	0

Attempts at Goal

Republic of Ireland

Time	Player	Outcome	Body Part	Delivery Type
10	10 Ryan SHERIDAN	On Target - Saved	Right Foot	Pass
43	10 Ryan SHERIDAN	On Target - Goal	Right Foot	Pass
87	7 Cillian MURPHY	Deflected Off Target - Defensive Event	Right Foot	Other
88	19 Josh OCONNOR	Off Target	Head	Corner
89	7 Cillian MURPHY	Incomplete - Blocked	Right Foot	Pass

Crosses (Open Play)

Brazil

Cross Locations

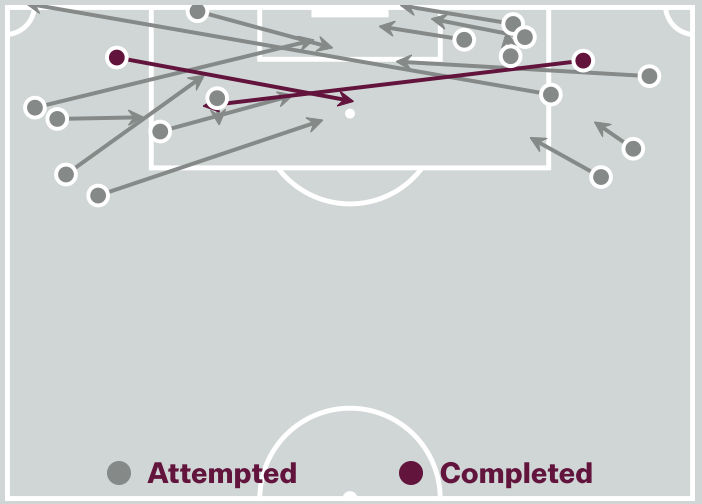

Delivery Type

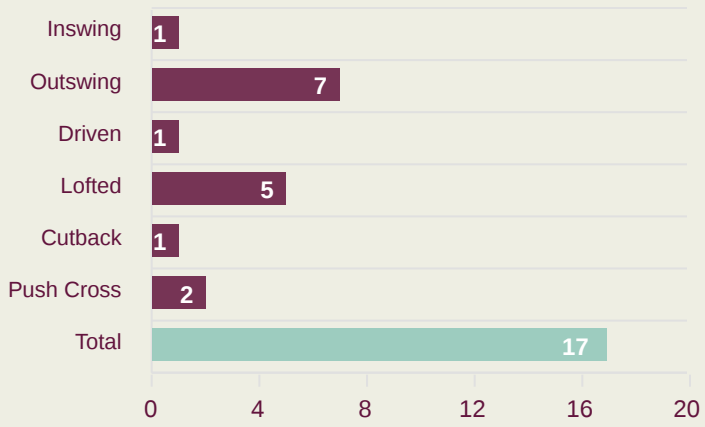

Cross Zones

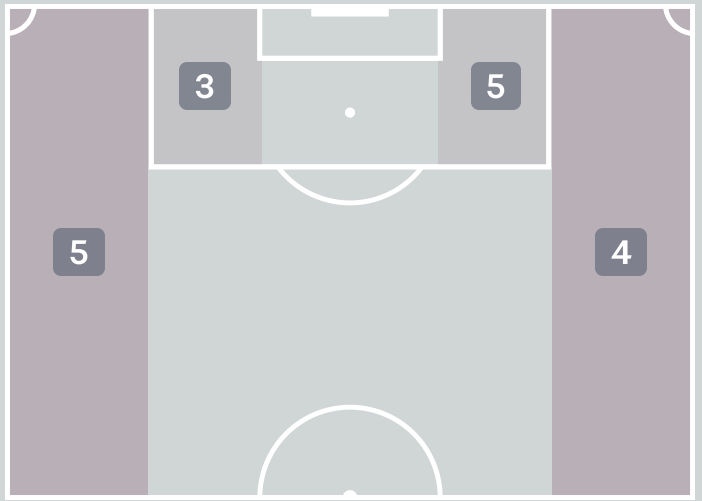

Attempted
17

Completed
2

Most Crosses Attempted

5

RICHARD WENDEL
LEFT BACK

#	Player	Inswing	Outswing	Driven	Lofted	Cutback	Push Cross	Total Attempted
1	GABRIEL WERNECK	0	0	0	0	0	0	0
2	MARCOS PESSETI	0	2	0	1	0	0	3
3	DANIEL SILVA	0	0	0	0	0	0	0
4	BRENO SALES	0	0	0	0	0	0	0
5	LEONARDO CERCI	0	0	0	0	0	0	0
6	RICHARD WENDEL	0	4	0	0	0	1	5
7	KAUE FURQUIM	0	0	0	2	0	0	2
8	EDUARDO PAPE	0	0	0	1	0	1	2
9	RODRIGO JR	0	1	1	1	0	0	3
10	LUCCA CARAMICO	0	0	0	0	1	0	1
11	EDUARDO CONCEICAO	0	0	0	0	0	0	0
14	IAGO MACHADO	0	0	0	0	0	0	0
15	GUSTAVO AFONSO	0	0	0	0	0	0	0
17	JOAO FRANCA	0	0	0	0	0	0	0
19	LUCAS EMANUEL	0	0	0	0	0	0	0
20	JOAO COUTO	1	0	0	0	0	0	1

Crosses (Open Play)

Republic of Ireland

Cross Locations



Delivery Type

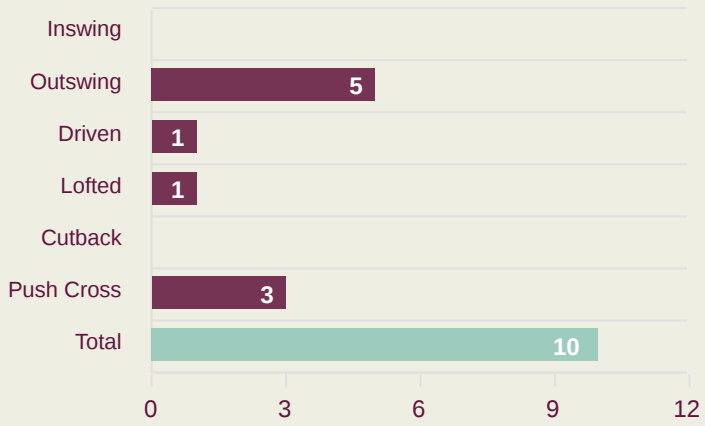

Cross Zones

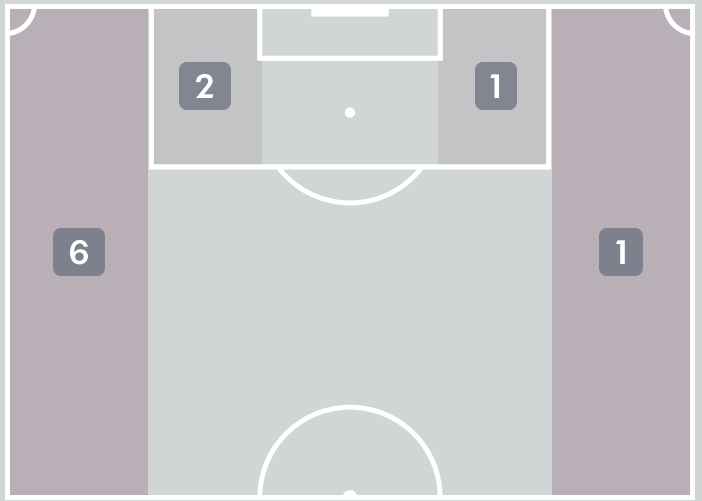

Attempted
10

Completed
0

Most Crosses Attempted
4
Danny BURKE
LEFT MIDFIELD

#	Player	Inswing	Outswing	Driven	Lofted	Cutback	Push Cross	Total Attempted
1	Darragh BRUNTON	0	0	0	0	0	0	0
3	Danny BURKE	0	4	0	0	0	0	4
4	Sean SPAIGHT	0	0	0	0	0	0	0
5	Kian QUIGLEY	0	0	0	0	0	0	0
7	Cillian MURPHY	0	0	0	0	0	1	1
8	Josh ODWYER	0	0	0	0	0	0	0
9	Desmond ARMSTRONG	0	0	0	0	0	1	1
10	Ryan SHERIDAN	0	0	0	0	0	0	0
11	Joe BYRNE	0	1	0	0	0	0	1
19	Josh OCONNOR	0	0	0	0	0	0	0
20	Jayden GOAD	0	0	0	0	0	0	0
2	Maxim AFONIN	0	0	0	0	0	0	0
6	Tom MCGRATH	0	0	0	0	0	0	0
14	Hugh MARTIN	0	0	0	1	0	0	1
17	Joey WUNA	0	0	1	0	0	1	2
18	Ronan KEATING	0	0	0	0	0	0	0

Offering to Receive

Brazil

205
Total Offers Made

76
Total Offers Received

Most Offers
52
LUCCA CARAMICO
ATTACKING MIDFIELD

81
Offers Made in Final Third

98
Offers Made in Middle Third

26
Offers Made in Defensive Third

Offers Made Inside Shape

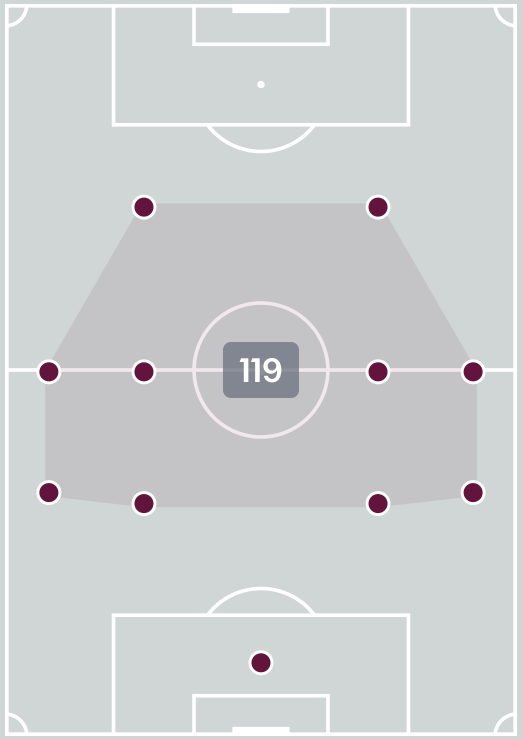

Offers Made Outside Shape

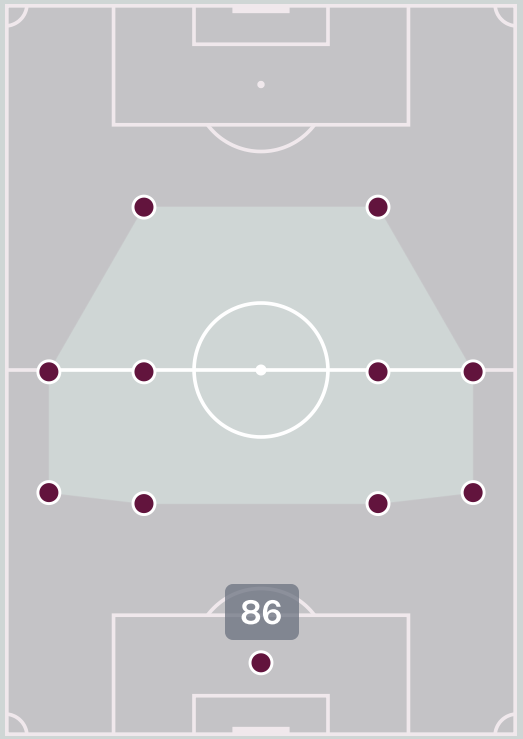

#	Player	Offers Made	Offers Received	% Made & Received
1	GABRIEL WERNECK	1	1	100%
2	MARCOS PESSETI	12	4	33.3%
3	DANIEL SILVA	20	8	40%
4	BRENO SALES	1	0	0%
5	LEONARDO CERCI	4	4	100%
6	RICHARD WENDEL	29	17	58.6%
7	KAUE FURQUIM	1	1	100%
8	EDUARDO PAPE	32	14	43.8%
9	RODRIGO JR	15	6	40%
10	LUCCA CARAMICO	52	11	21.2%
11	EDUARDO CONCEICAO	28	7	25%
14	IAGO MACHADO	0	0	0%
15	GUSTAVO AFONSO	0	0	0%
17	JOAO FRANCA	1	0	0%
19	LUCAS EMANUEL	6	1	16.7%
20	JOAO COUTO	3	2	66.7%

Offering to Receive

Republic of Ireland

118
Total Offers Made

38
Total Offers Received

Most Offers
47
Cillian MURPHY
LEFT WINGER

47
Offers Made in Final Third

58
Offers Made in Middle Third

13
Offers Made in Defensive Third

Offers Made Inside Shape

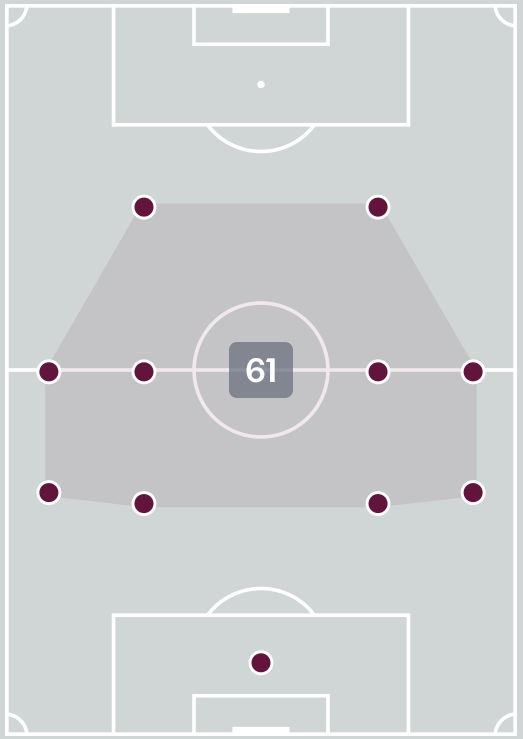

Offers Made Outside Shape

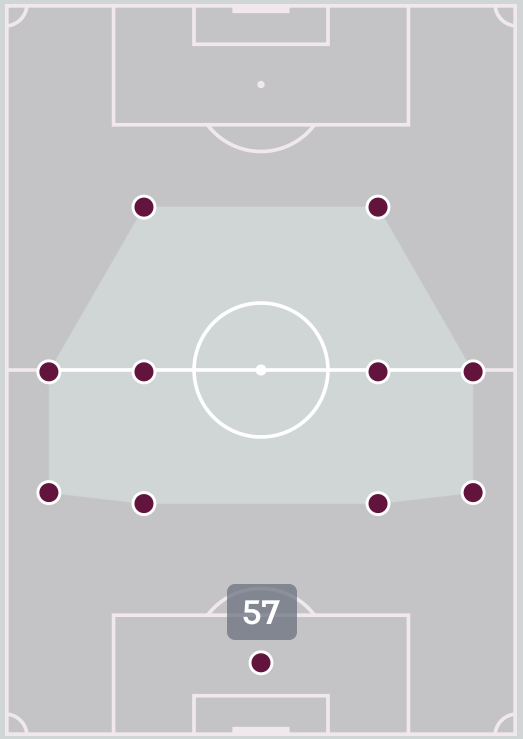

#	Player	Offers Made	Offers Received	% Made & Received
1	Darragh BRUNTON	2	2	100%
3	Danny BURKE	9	1	11.1%
4	Sean SPAIGHT	1	0	0%
5	Kian QUIGLEY	5	2	40%
7	Cillian MURPHY	47	11	23.4%
8	Josh ODWYER	10	2	20%
9	Desmond ARMSTRONG	2	1	50%
10	Ryan SHERIDAN	18	7	38.9%
11	Joe BYRNE	3	1	33.3%
19	Josh OCONNOR	4	4	100%
20	Jayden GOAD	10	6	60%
2	Maxim AFONIN	0	0	0%
6	Tom MCGRATH	2	0	0%
14	Hugh MARTIN	1	0	0%
17	Joey WUNA	2	1	50%
18	Ronan KEATING	2	0	0%

Movement to Receive

Brazil

Movement Types by Phase

Final Third Phase

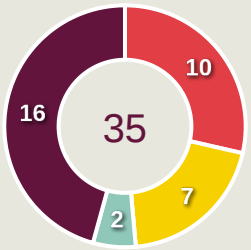

Progression Phase

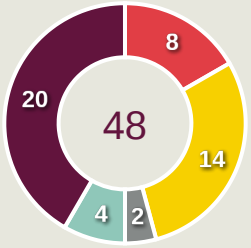

Build Up Phase

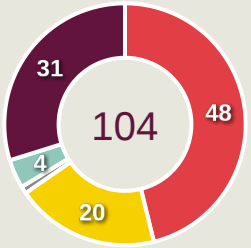

All Movement Types

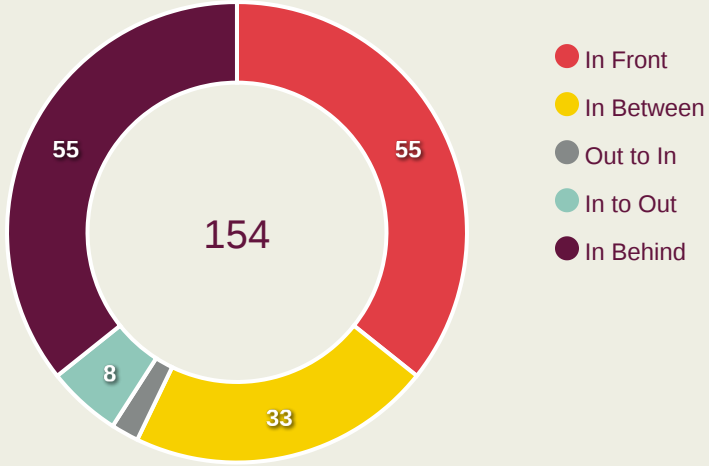

Top Ranked Players

Type	Player	Movements
In Front	10 LUCCA CARAMICO	20
In Between	10 LUCCA CARAMICO	12
Out to In	11 EDUARDO CONCEICAO	2
In to Out	8 EDUARDO PAPE	3
In Behind	9 RODRIGO JR	12

Movement Types Pitch Third

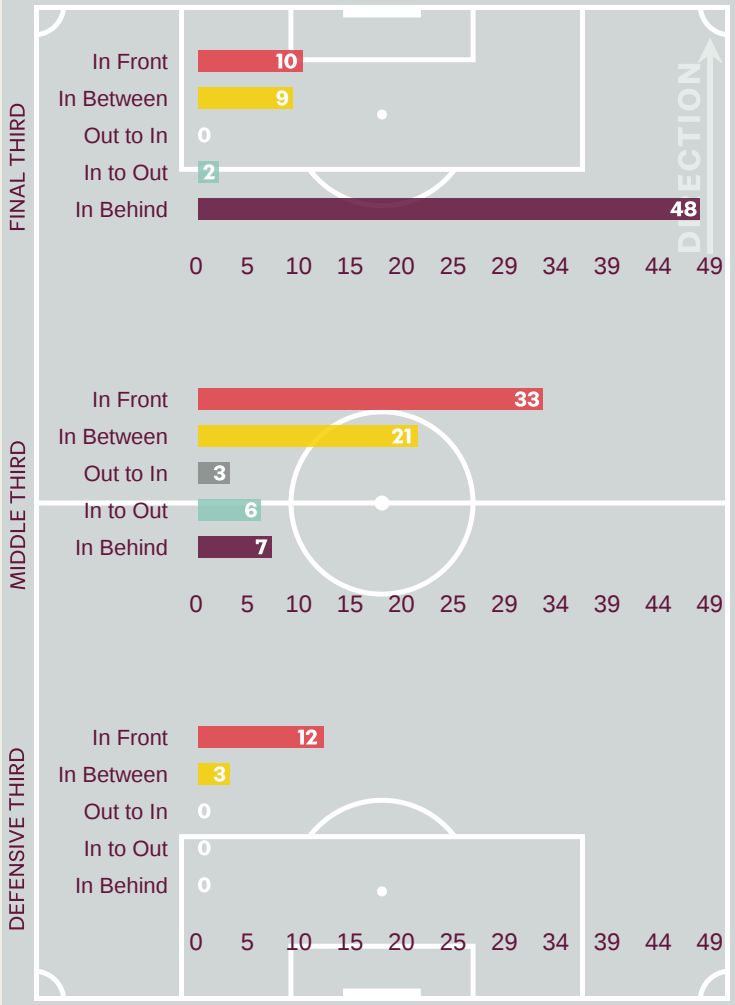

Movement to Receive

Republic of Ireland

Movement Types by Phase

Final Third Phase

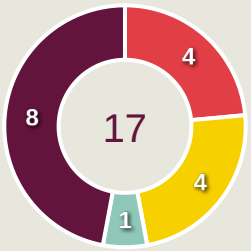

Progression Phase

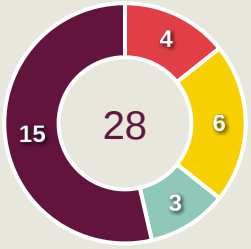

Build Up Phase

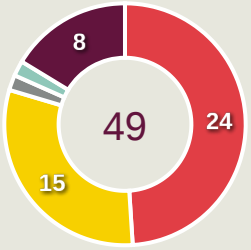

All Movement Types

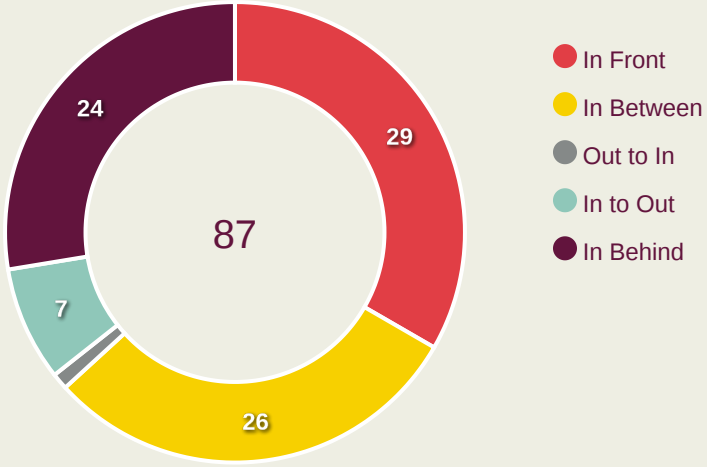

Top Ranked Players

Type	Player	Movements
In Front	7 Cillian MURPHY	10
In Between	7 Cillian MURPHY	16
Out to In	10 Ryan SHERIDAN	1
In to Out	7 Cillian MURPHY	3
In Behind	7 Cillian MURPHY	14

Movement Types Pitch Third

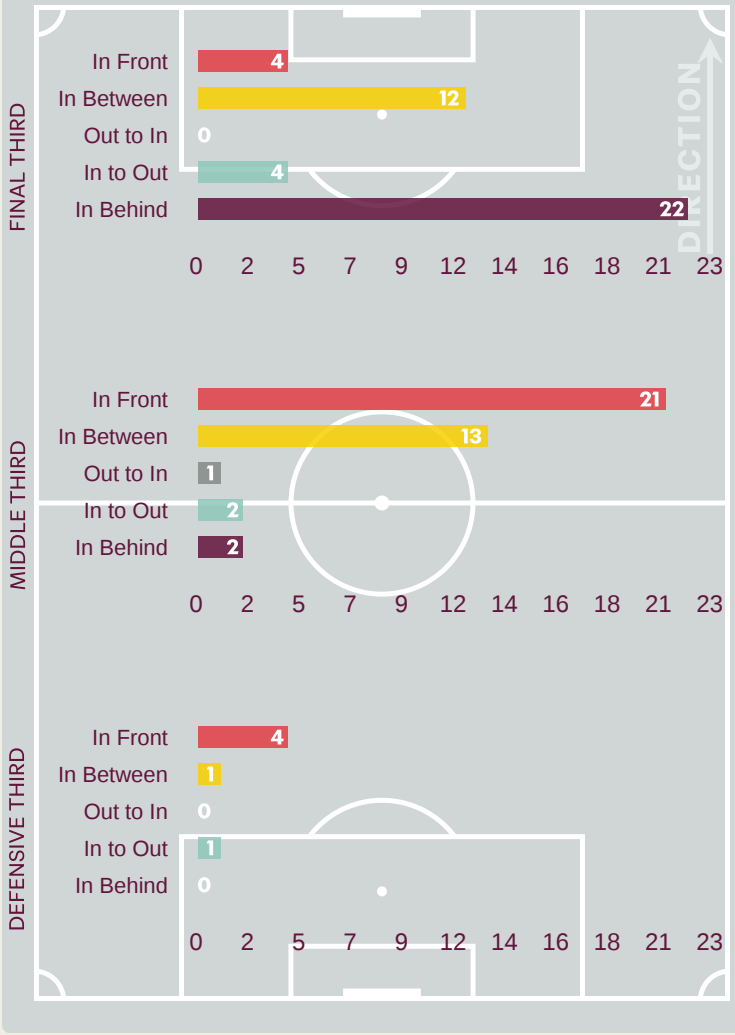

OUT OF POSSESSION

Brazil v Republic of Ireland

Defensive Actions

Brazil

33	52	10	39	4.26
Forced Turnovers	Possession Regained	Interceptions	Tackles	Possession Actions / Defensive Action

Forced Turnovers

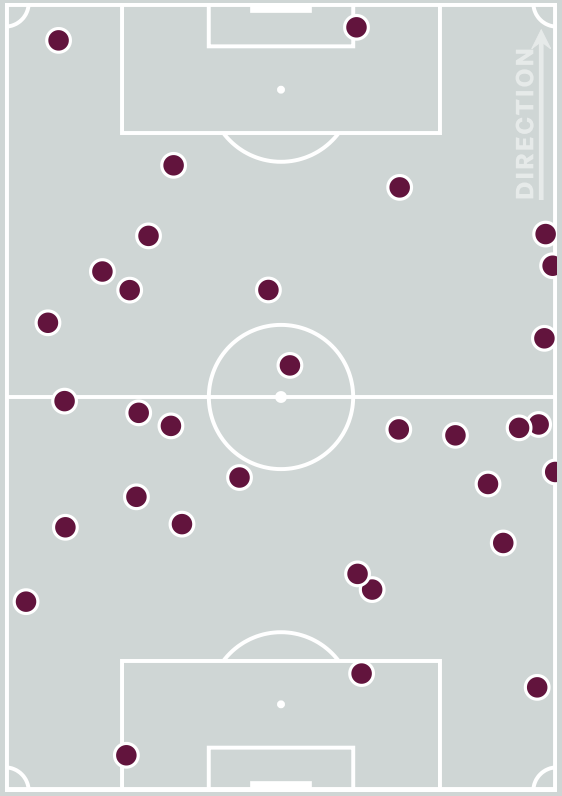

Possession Regain

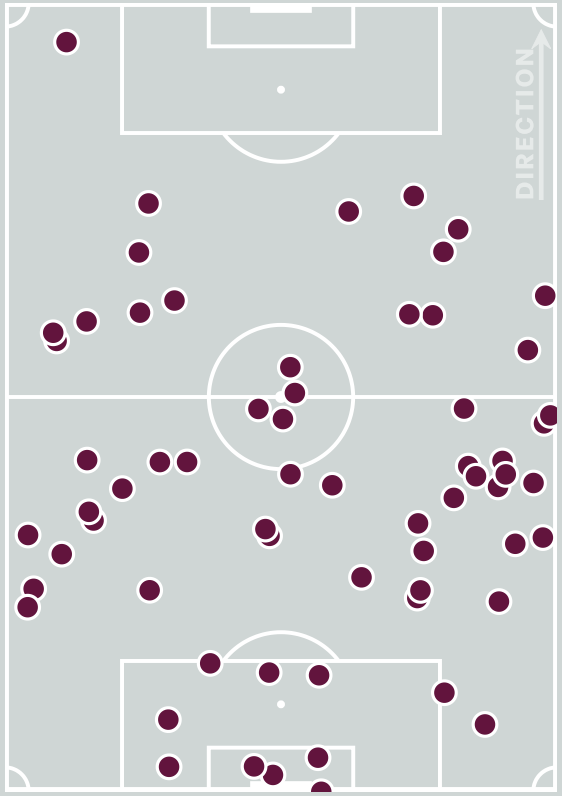

Blocks

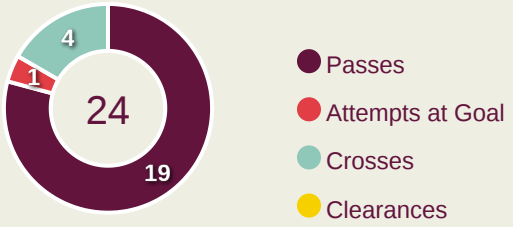

Possession Contests

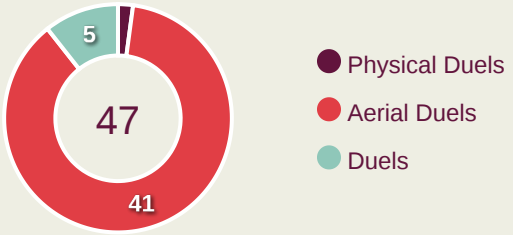

Most Possession Regains

13

MARCOS PESSETI

RIGHT BACK

#	Player	Total Possession Regains
1	GABRIEL WERNECK	7
2	MARCOS PESSETI	13
3	DANIEL SILVA	4
4	BRENO SALES	2
5	LEONARDO CERCI	1
6	RICHARD WENDEL	9
7	KAUE FURQUIM	2
8	EDUARDO PAPE	4
9	RODRIGO JR	1
10	LUCCA CARAMICO	4
11	EDUARDO CONCEICAO	3
14	IAGO MACHADO	0
15	GUSTAVO AFONSO	1
17	JOAO FRANCA	0
19	LUCAS EMANUEL	0
20	JOAO COUTO	1

Defensive Actions

Republic of Ireland

43	43	7	40	2.45
Forced Turnovers	Possession Regained	Interceptions	Tackles	Possession Actions / Defensive Action

Forced Turnovers

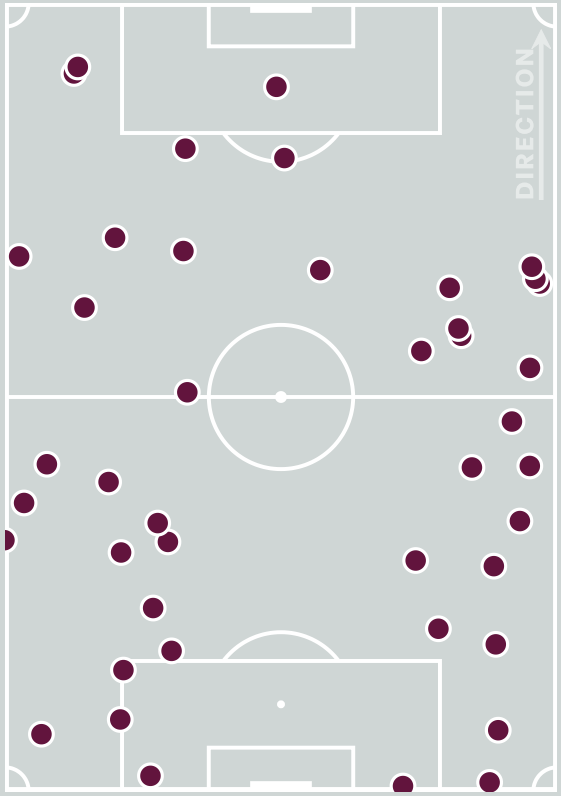

Possession Regain

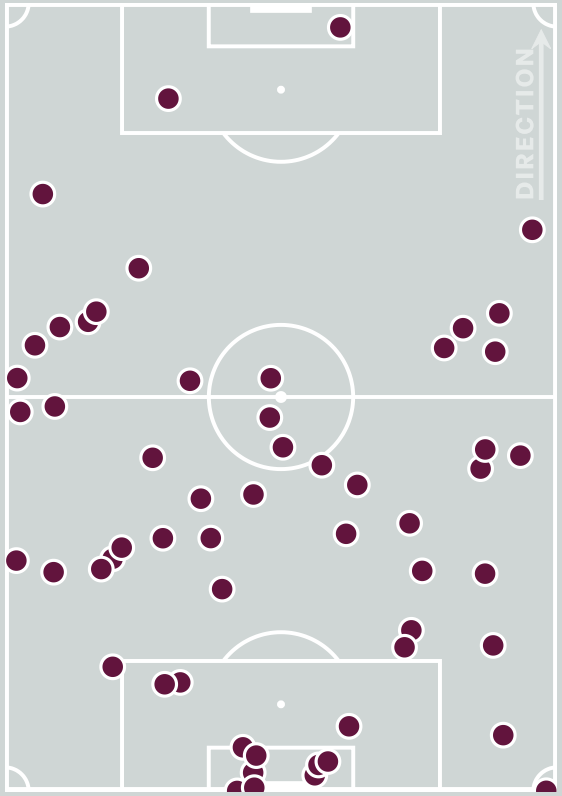

Blocks

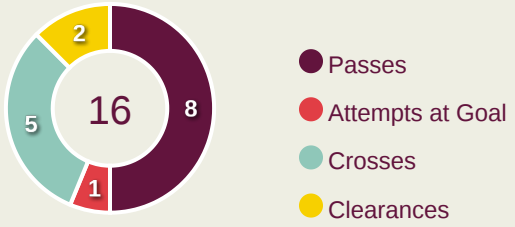

Possession Contests

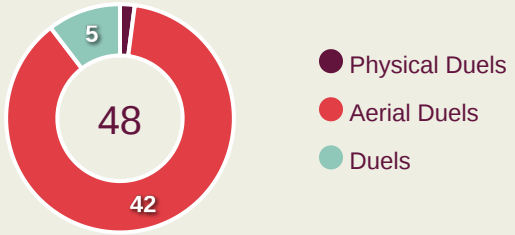

Most Possession Regains

10

Sean SPAIGHT
LEFT BACK

#	Player	Total Possession Regains
1	Darragh BRUNTON	6
3	Danny BURKE	1
4	Sean SPAIGHT	10
5	Kian QUIGLEY	8
7	Cillian MURPHY	1
8	Josh ODWYER	0
9	Desmond ARMSTRONG	1
10	Ryan SHERIDAN	3
11	Joe BYRNE	3
19	Josh OCONNOR	3
20	Jayden GOAD	5
2	Maxim AFONIN	1
6	Tom MCGRATH	0
14	Hugh MARTIN	0
17	Joey WUNA	0
18	Ronan KEATING	1

Defensive Line Height & Team Length

Brazil

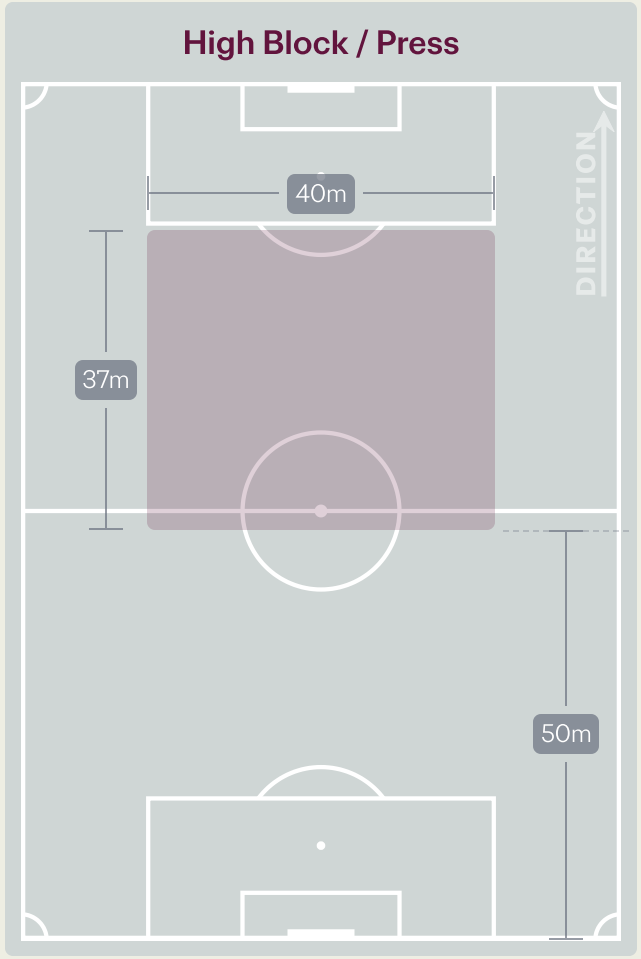

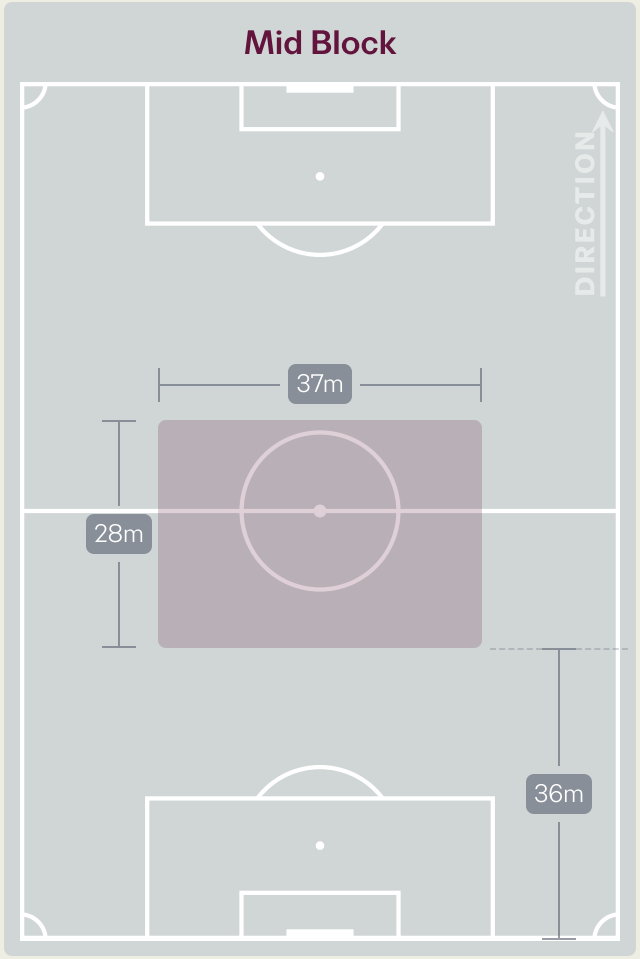

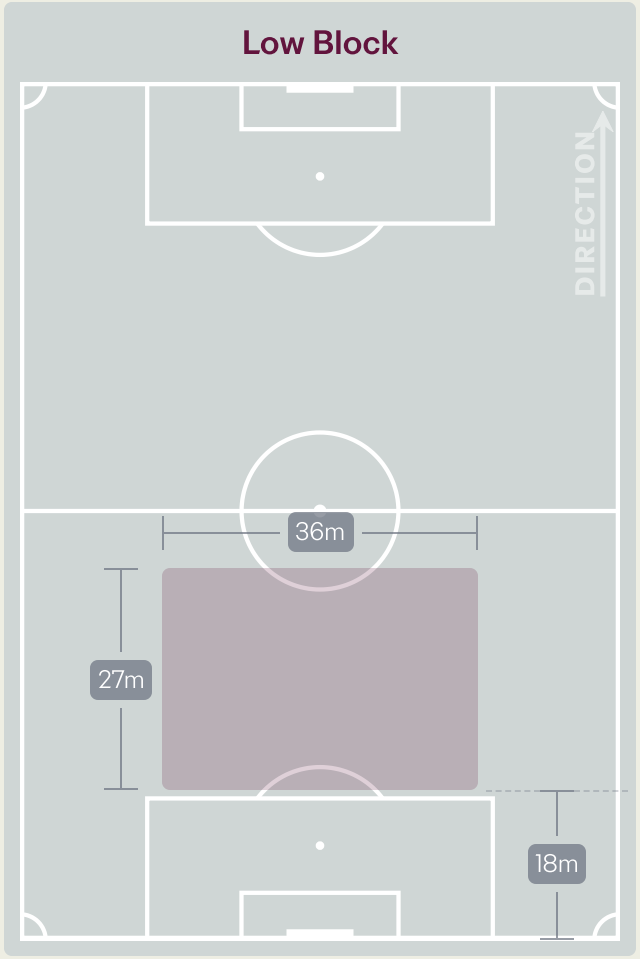

Defensive Line Height & Team Length

Republic of Ireland

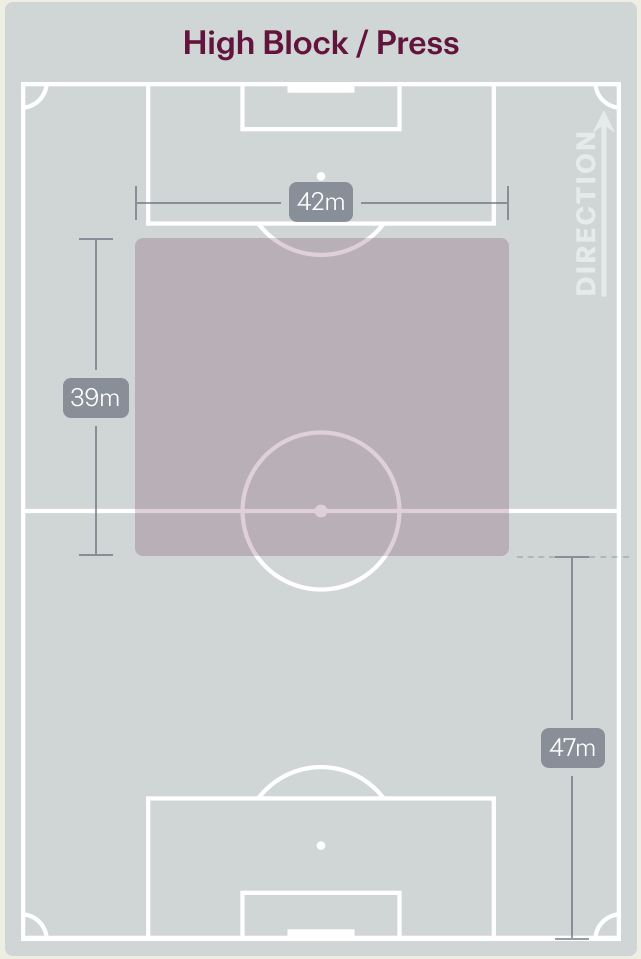

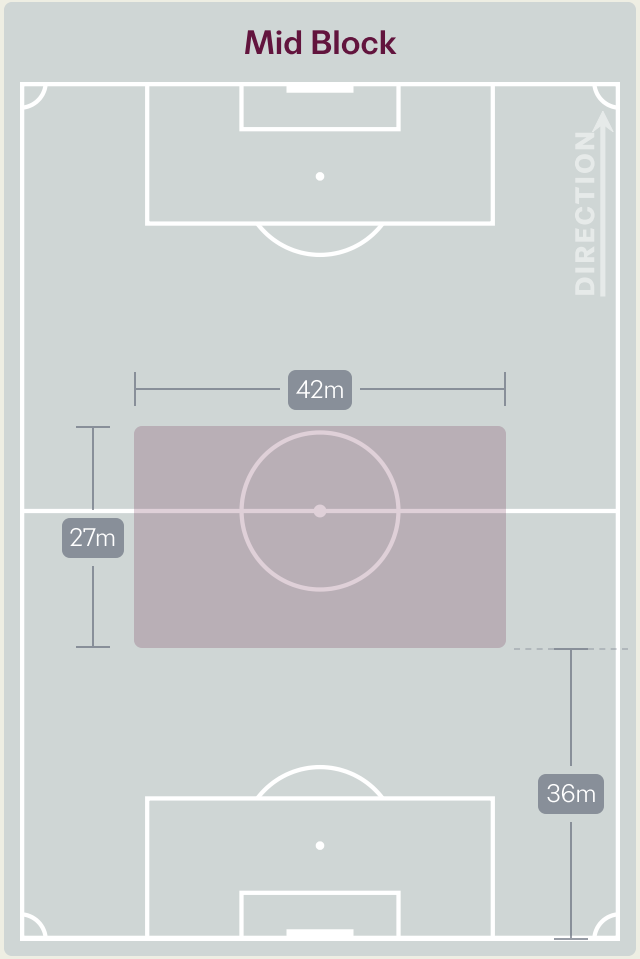

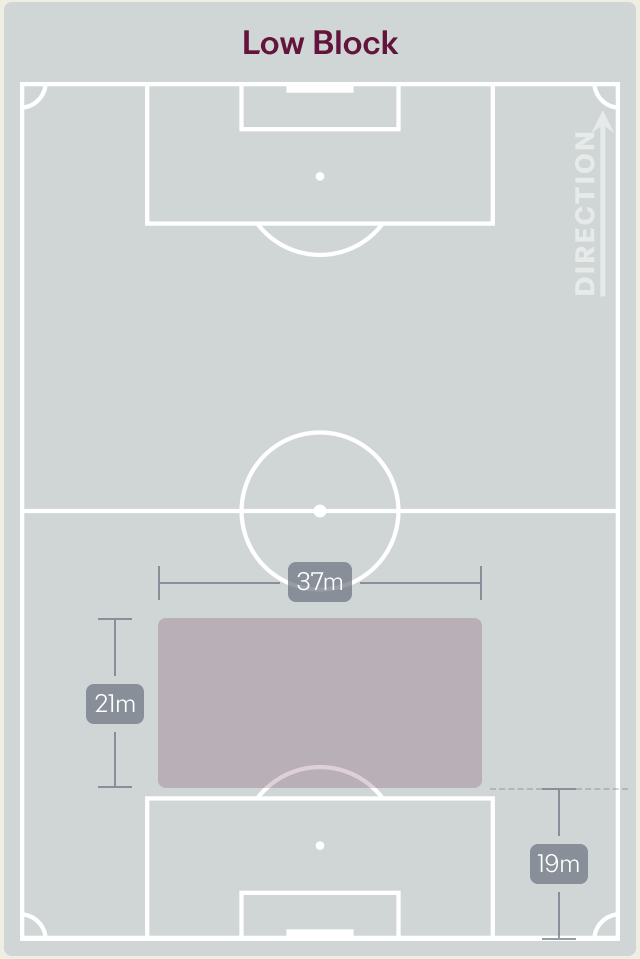

21 November 2026 - Aspire Zone - Pitch 2 - Ibrahim Khalfan - 18:00

Defensive Pressure

Brazil

Republic of Ireland



154	Total Pressures	275
37	Direct Pressures	48
1.36s	Avg Pressure Duration	1.78s
33	Forced Turnovers	43
12.18s	Ball Recovery Time	14.41s
59	Pushing on into Pressing	120
124	Pushing on	196
30	Pressing Direction Inside	43
79	Pressing Direction Outside	172

Most Direct Pressures

8

EDUARDO CONCEICAO

ATTACKING MIDFIELD LEFT

Most Direct Pressures

9

Danny BURKE

LEFT MIDFIELD

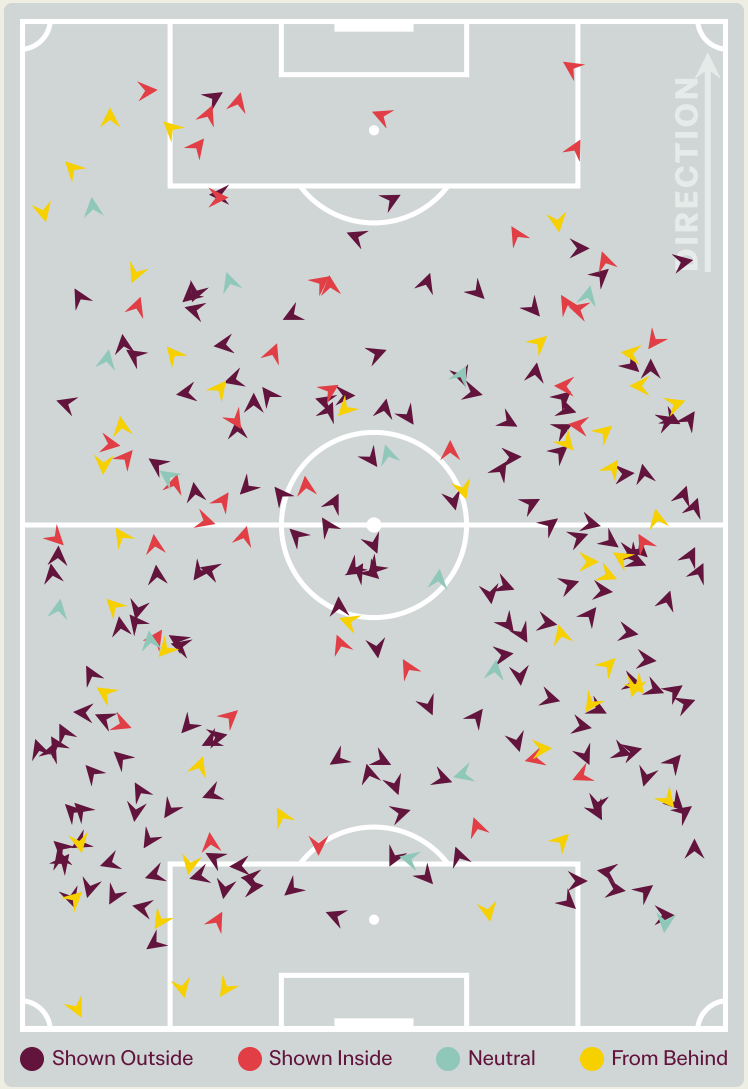

GOALKEEPING

Brazil v Republic of Ireland

Goalkeeping Involvement

Brazil

Brazil GK Involvement Timeline

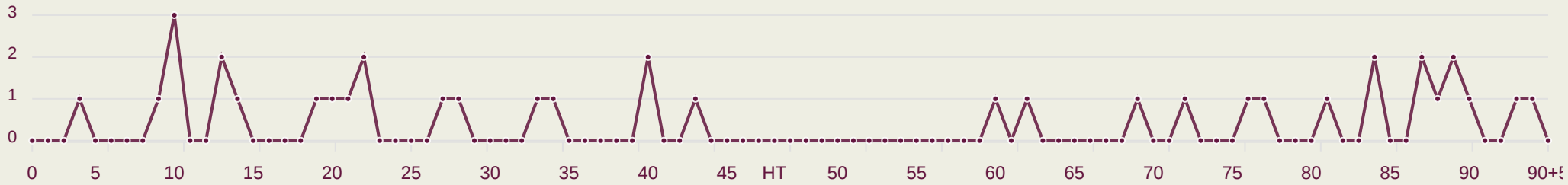

38

Total Involvements

Republic of Ireland

Republic of Ireland GK Involvement Timeline

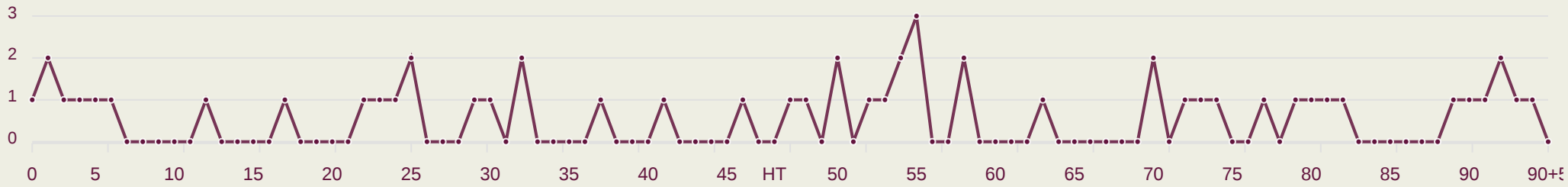

54

Total Involvements

Goalkeeping Distribution

Brazil

Kick from Feet

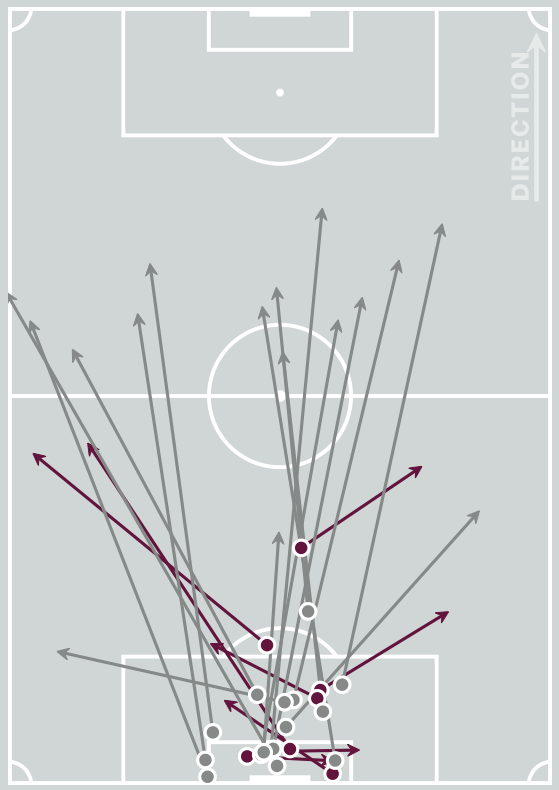

Complete Incomplete

- Play Onto
- Play Into
- Play Around
- Play Through
- Play Beyond
- Other

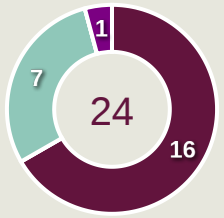

Kick from Hands

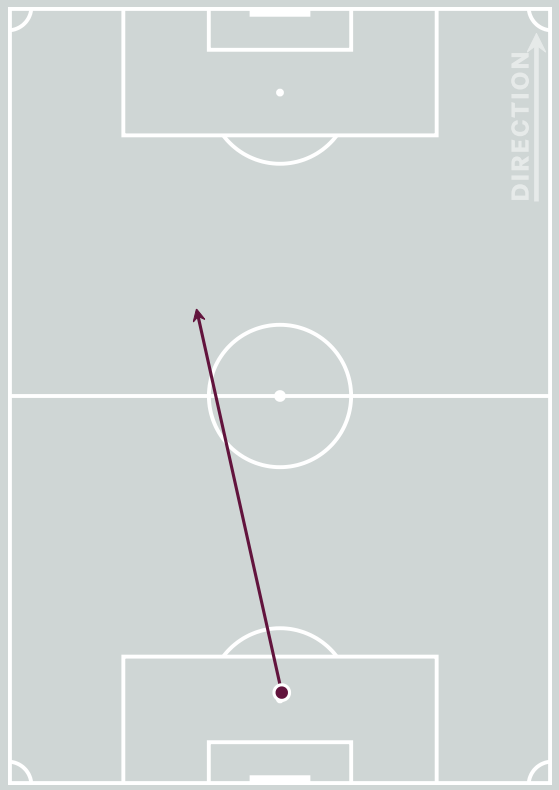

Complete Incomplete

- Side Kick
- From Hands
- Drop Kick

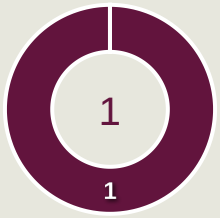

Throw Distribution

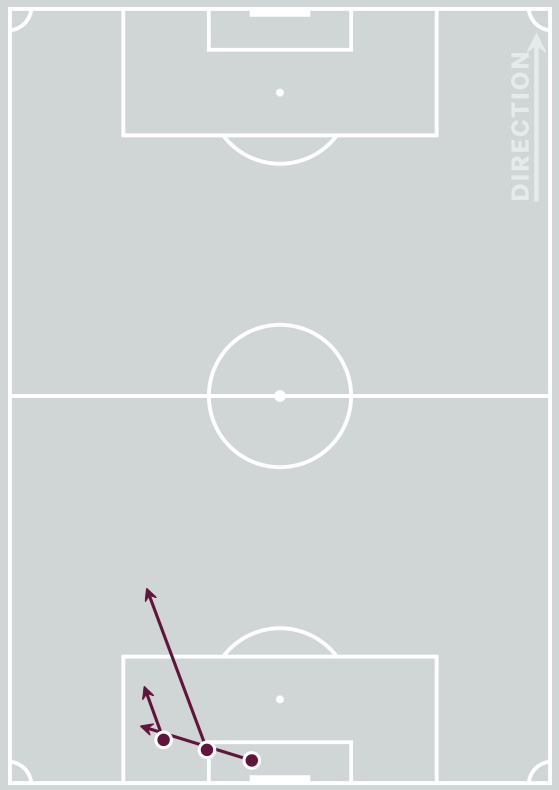

Complete Incomplete

- Over Arm
- Under Arm
- Side Arm
- Chest



Total Distributions

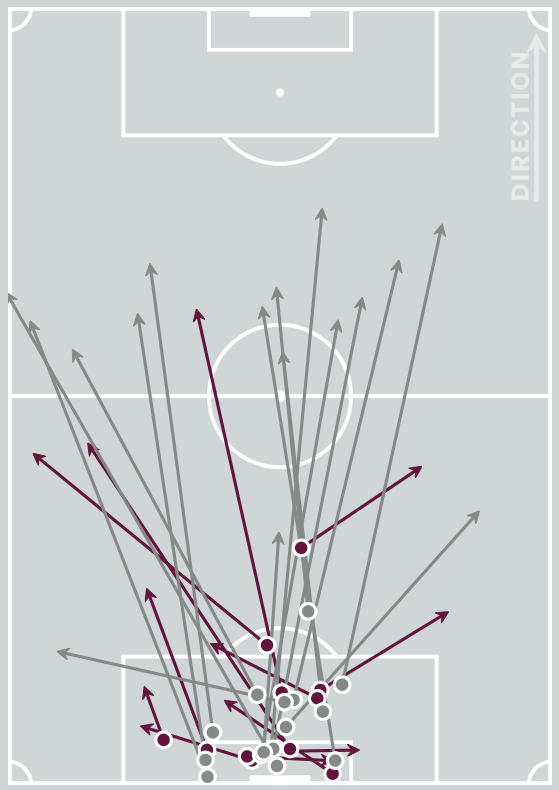

Complete Incomplete

15

Goalkeeper Line Breaks

Goalkeeping Distribution

Republic of Ireland

Kick from Feet

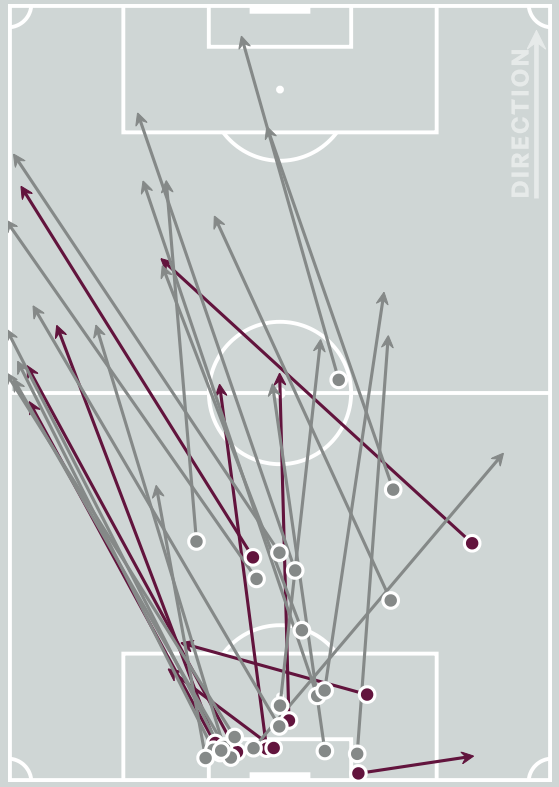

Complete Incomplete

- Play Onto
- Play Into
- Play Around
- Play Through
- Play Beyond
- Other

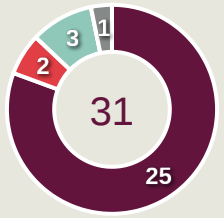

Kick from Hands

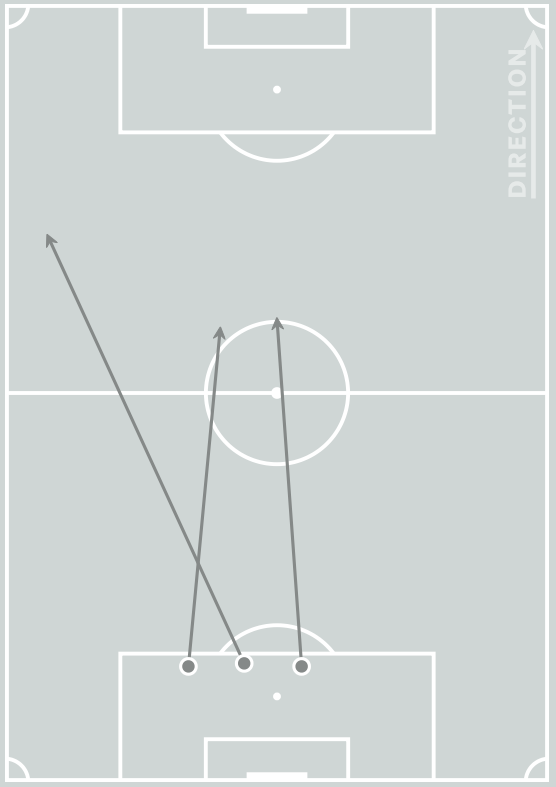

Complete Incomplete

- Side Kick
- From Hands
- Drop Kick



Throw Distribution

Complete Incomplete

- Over Arm
- Under Arm
- Side Arm
- Chest

0

Total Distributions

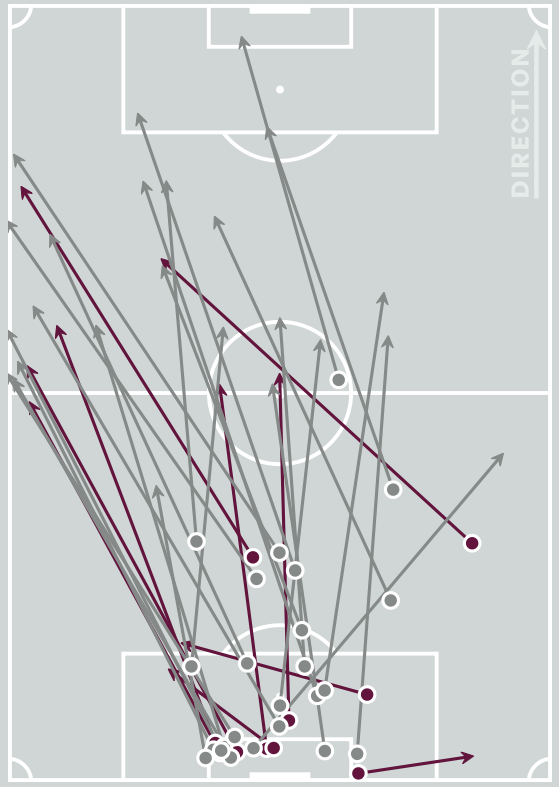

Complete Incomplete

25

Goalkeeper Line Breaks

Goal Prevention

Brazil

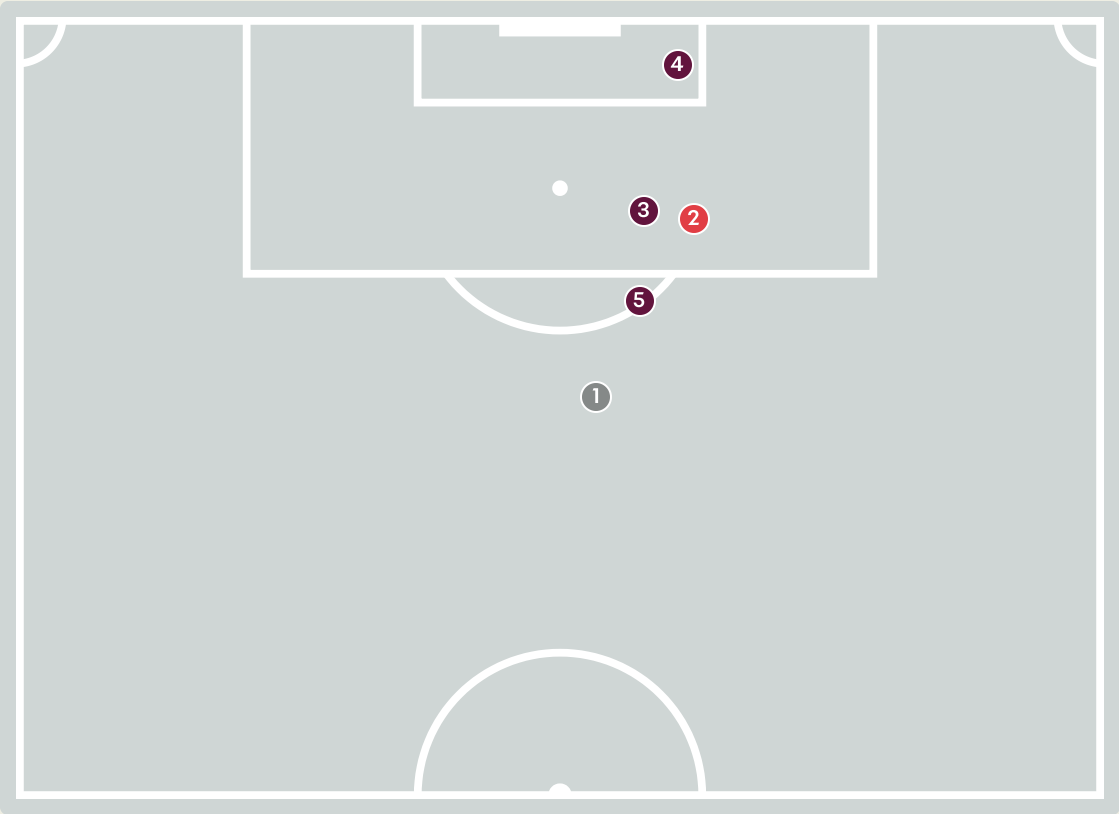

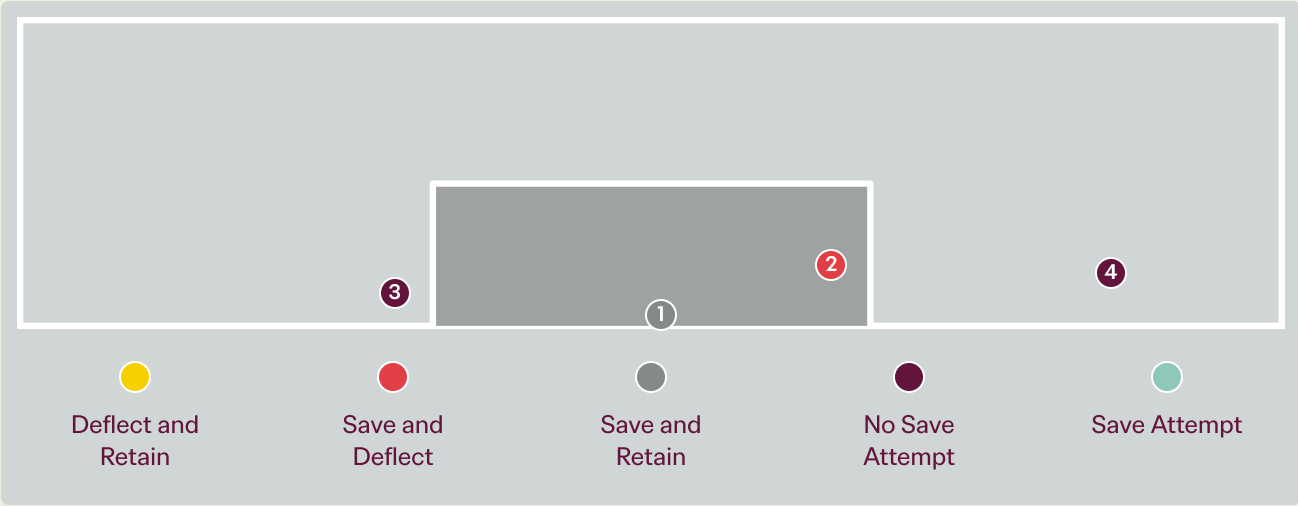

5

Total Attempts on Goal Faced

50

Save %

Intervention Type

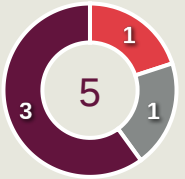

Deflect & Retain · Save & Deflect · Save & Retain · No Save Attempt · Save Attempt

Intervention Body Type

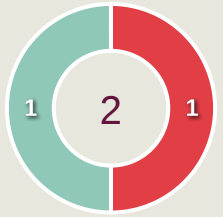

Head · Hands · Upper Body · Lower Body · Feet

Total Attempts on Goal Faced	Total Goal Interventions	Save & Retain	Deflect & Retain	Save & Deflect	Save Attempt	No Save Attempt
5	2	1	0	1	0	3

Goal Prevention

Republic of Ireland

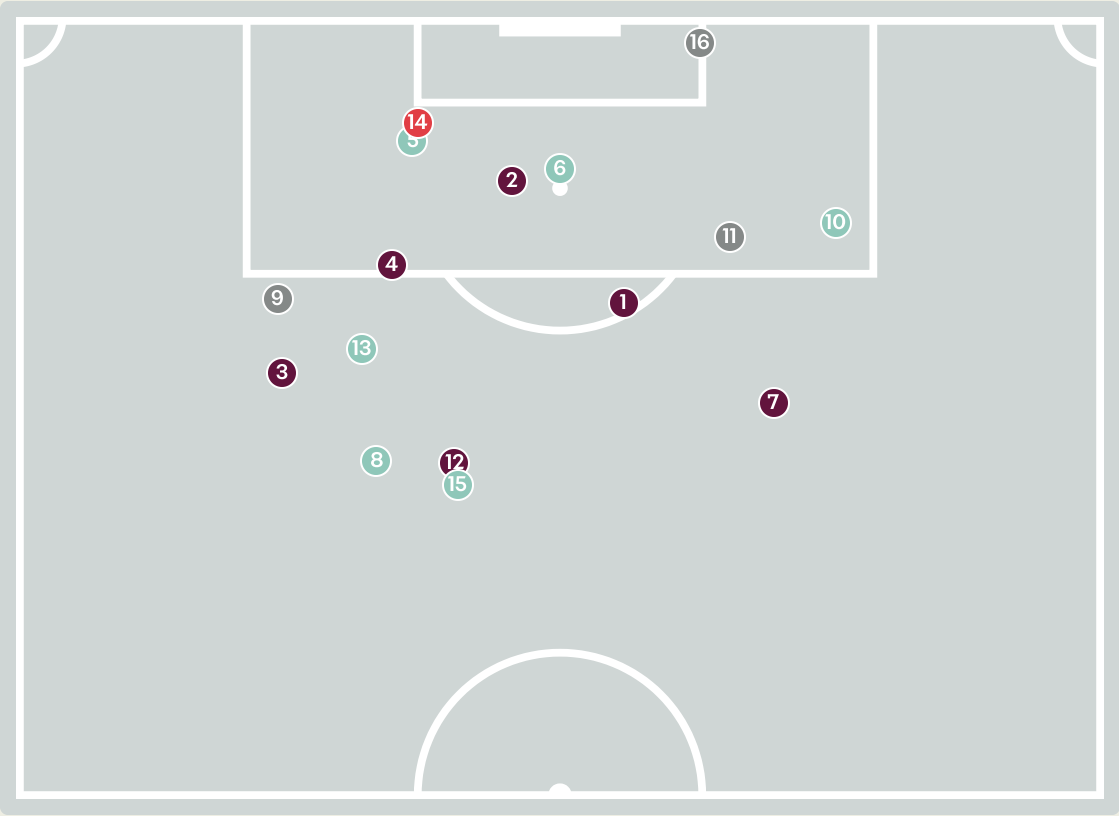

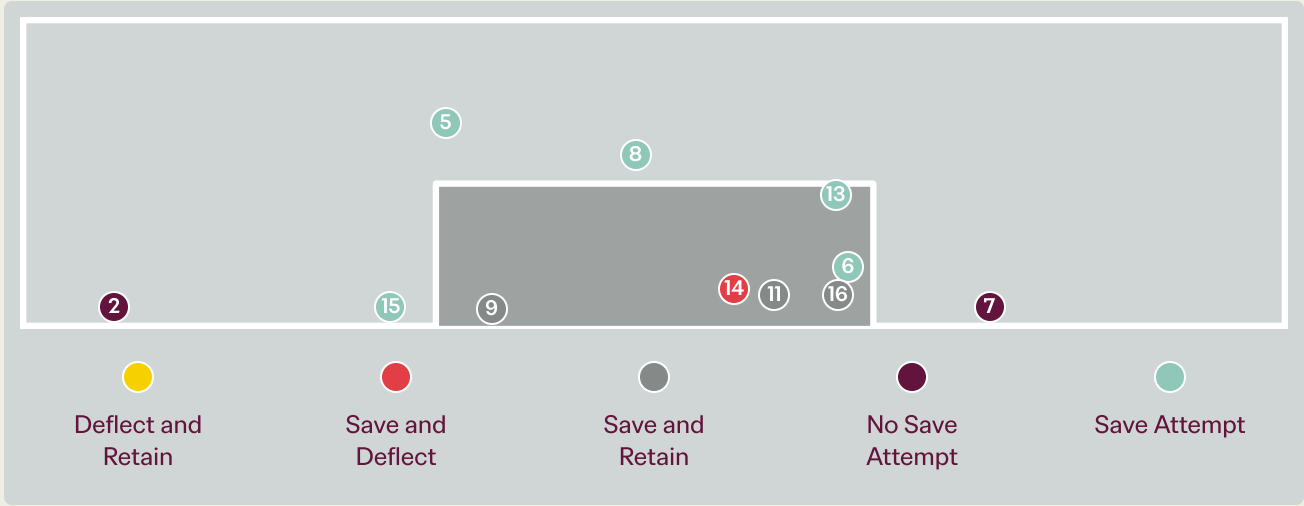

16

Total Attempts on Goal Faced

67

Save %

Intervention Type

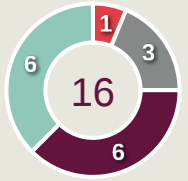

Deflect & Retain · Save & Deflect · Save & Retain · No Save Attempt · Save Attempt

Intervention Body Type

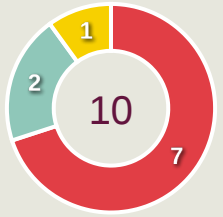

Head · Hands · Upper Body · Lower Body · Feet

Total Attempts on Goal Faced	Total Goal Interventions	Save & Retain	Deflect & Retain	Save & Deflect	Save Attempt	No Save Attempt
16	4	3	0	1	6	6

Aerial Control

Brazil

4
Total Interventions

2	2	0
Complete	Punches	Incomplete

2	2	0
Complete	Claims	Incomplete

0	0	0
Complete	Tipped/Palmed	Incomplete

Crosses Faced



Delivery Types Faced

Total	In Swing	Out Swing	Driven	Lofted	Cutback	Push
14	3	6	1	1	0	3

Aerial Control

Republic of Ireland

2
Total Interventions

1	1	0
Complete	Punches	Incomplete

1	1	0
Complete	Claims	Incomplete

0	0	0
Complete	Tipped/Palmed	Incomplete

Crosses Faced

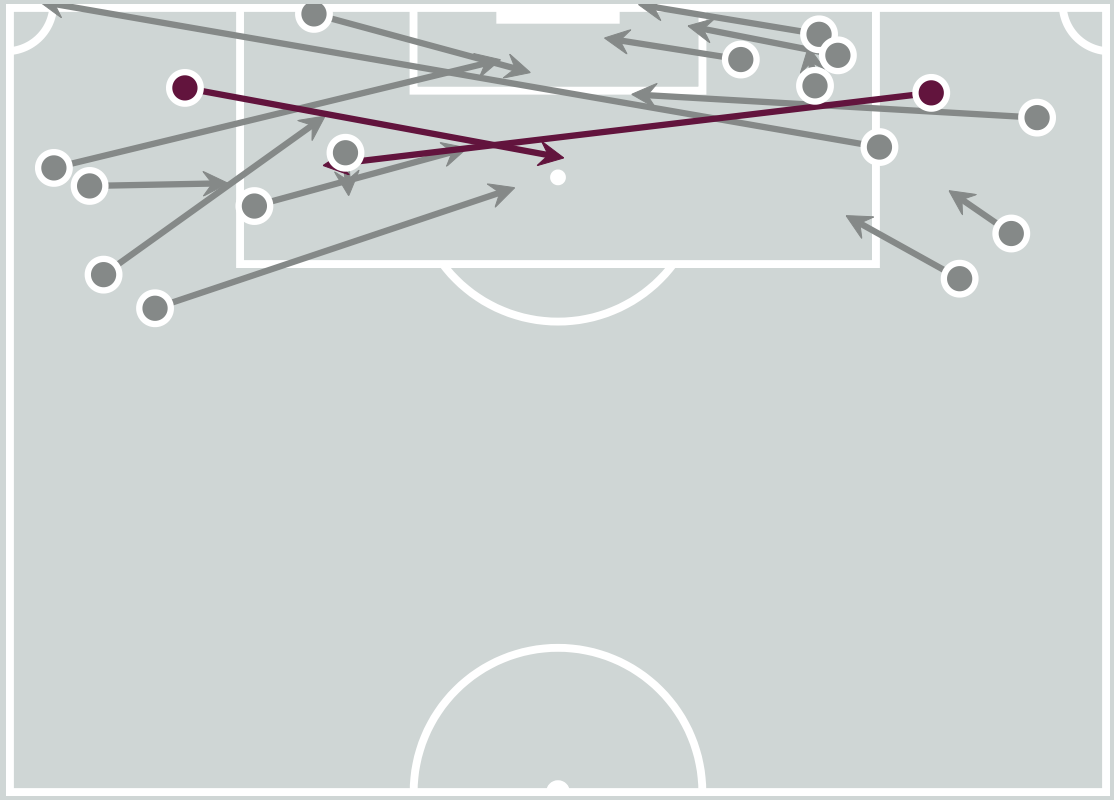

Delivery Types Faced

Total	In Swing	Out Swing	Driven	Lofted	Cutback	Push
22	6	7	1	5	1	2

SET PLAYS




Brazil v Republic of Ireland

Set Plays

Brazil

37
Total Set Plays

13
Total Free Kicks

0
Total Penalties

7
Total Corners

17
Total Throw Ins

Free Kicks	
Type	**Total**
Direct	12
Direct (on target)	0
Direct (off target)	0
Indirect	1

Corners			
Delivery Type	**From Left Side**	**From Right Side**	**Total**
Direct to Area	4	1	5
Short	0	2	2
Edge of Penalty Area	0	0	0

Corners	
Delivery Style	**Total**
Inswing	5
Outswing	0
Driven	0
Lofted	0

Set Plays

Republic of Ireland

42
Total Set Plays

15
Total Free Kicks

0
Total Penalties

3
Total Corners

24
Total Throw Ins

Free Kicks	
Type	**Total**
Direct	14
Direct (on target)	0
Direct (off target)	0
Indirect	1

Corners			
Delivery Type	**From Left Side**	**From Right Side**	**Total**
Direct to Area	2	1	3
Short	0	0	0
Edge of Penalty Area	0	0	0

Corners	
Delivery Style	**Total**
Inswing	3
Outswing	0
Driven	0
Lofted	0

INDIVIDUAL DATA IN POSSESSION




Brazil v Republic of Ireland

In Possession - Distributions

Brazil



#	Player	Passes Attempted	Passes Completed	Pass Completion %	Switches of Play	Crosses Attempted	Crosses Completed	Line Breaks Attempted	Line Breaks Completed	Line Break Completion %	Ball Progressions	Take Ons	Step Ins	Attempts at Goal	Goals
1	GABRIEL WERNECK	28	12	43%	0	0	0	15	4	27%	0	0	0	0	0
2	MARCOS PESSETI	60	50	83%	0	3	0	18	14	78%	5	2	3	0	0
3	DANIEL SILVA	70	65	93%	0	0	0	13	8	62%	1	1	0	0	0
4	BRENO SALES	70	68	97%	0	0	0	18	16	89%	0	0	0	0	0
5	LEONARDO CERCI	27	25	93%	0	0	0	6	4	67%	2	2	0	0	0
6	RICHARD WENDEL	62	55	89%	0	5	1	19	13	68%	7	5	2	2	0
7	KAUE FURQUIM	23	23	100%	0	3	1	5	4	80%	5	4	1	2	0
8	EDUARDO PAPE	33	27	82%	0	2	0	8	6	75%	1	1	0	0	0
9	RODRIGO JR	16	14	88%	0	3	0	1	0	0%	0	0	0	1	1
10	LUCCA CARAMICO	40	39	98%	1	4	0	11	11	100%	1	1	0	3	0
11	EDUARDO CONCEICAO	30	27	90%	0	1	1	2	2	100%	11	11	0	6	1
14	IAGO MACHADO	2	2	100%	0	0	0	0	0	0%	0	0	0	0	0
15	GUSTAVO AFONSO	2	1	50%	0	0	0	1	0	0%	0	0	0	0	0
17	JOAO FRANCA	1	1	100%	0	0	0	0	0	0%	2	2	0	1	0
19	LUCAS EMANUEL	2	1	50%	0	0	0	0	0	0%	1	0	1	0	0
20	JOAO COUTO	8	4	50%	0	1	0	2	0	0%	5	5	0	1	0

In Possession - Offers & Receptions

Brazil

			Offer movement types						
#	Player	Total Offers	In Front	In Between	Out to In	In to Out	In Behind	No Movement	Offers Received
1	GABRIEL WERNECK	1	0	0	0	0	0	1	1
2	MARCOS PESSETI	12	2	0	0	0	5	5	4
3	DANIEL SILVA	20	3	0	0	0	0	17	8
4	BRENO SALES	1	0	0	0	0	0	1	0
5	LEONARDO CERCI	4	1	3	0	0	0	0	4
6	RICHARD WENDEL	29	10	2	1	0	6	10	17
7	KAUE FURQUIM	1	1	0	0	0	0	0	1
8	EDUARDO PAPE	32	12	6	0	3	9	2	14
9	RODRIGO JR	15	0	2	0	1	12	0	6
10	LUCCA CARAMICO	52	20	12	0	1	11	8	11
11	EDUARDO CONCEICAO	28	6	7	2	2	5	6	7
14	IAGO MACHADO	0	0	0	0	0	0	0	0
15	GUSTAVO AFONSO	0	0	0	0	0	0	0	0
17	JOAO FRANCA	1	0	0	0	0	1	0	0
19	LUCAS EMANUEL	6	0	1	0	1	4	0	1
20	JOAO COUTO	3	0	0	0	0	2	1	2

In Possession - Distributions

Republic of Ireland



#	Player	Passes Attempted	Passes Completed	Pass Completion %	Switches of Play	Crosses Attempted	Crosses Completed	Line Breaks Attempted	Line Breaks Completed	Line Break Completion %	Ball Progressions	Take Ons	Step Ins	Attempts at Goal	Goals
1	Darragh BRUNTON	34	10	29%	1	0	0	25	5	20%	0	0	0	0	0
3	Danny BURKE	18	10	56%	0	4	0	5	2	40%	1	0	1	0	0
4	Sean SPAIGHT	49	40	82%	1	0	0	18	12	67%	1	0	1	0	0
5	Kian QUIGLEY	47	32	68%	0	0	0	17	9	53%	0	0	0	0	0
7	Cillian MURPHY	18	13	72%	0	2	0	3	1	33%	1	0	1	2	0
8	Josh ODWYER	22	18	82%	0	0	0	3	2	67%	1	1	0	0	0
9	Desmond ARMSTRONG	8	7	88%	0	1	0	1	0	0%	0	0	0	0	0
10	Ryan SHERIDAN	31	25	81%	0	2	1	6	5	83%	6	6	0	2	1
11	Joe BYRNE	13	10	77%	0	2	0	6	3	50%	2	2	0	0	0
19	Josh OCONNOR	36	35	97%	0	0	0	7	6	86%	1	1	0	1	0
20	Jayden GOAD	37	31	84%	0	0	0	9	6	67%	1	0	1	0	0
2	Maxim AFONIN	4	3	75%	0	0	0	1	0	0%	1	1	0	0	0
6	Tom MCGRATH	9	7	78%	0	0	0	3	2	67%	0	0	0	0	0
14	Hugh MARTIN	2	1	50%	0	1	0	0	0	0%	0	0	0	0	0
17	Joey WUNA	4	3	75%	0	2	0	2	1	50%	4	4	0	0	0
18	Ronan KEATING	2	1	50%	0	0	0	0	0	0%	0	0	0	0	0

In Possession - Offers & Receptions

Republic of Ireland

			Offer movement types						
#	Player	Total Offers	In Front	In Between	Out to In	In to Out	In Behind	No Movement	Offers Received
1	Darragh BRUNTON	2	0	0	0	0	0	2	2
3	Danny BURKE	9	0	0	0	0	0	9	1
4	Sean SPAIGHT	1	1	0	0	0	0	0	0
5	Kian QUIGLEY	5	0	0	0	0	0	5	2
7	Cillian MURPHY	47	10	16	0	3	14	4	11
8	Josh ODWYER	10	6	3	0	0	0	1	2
9	Desmond ARMSTRONG	2	0	0	0	0	2	0	1
10	Ryan SHERIDAN	18	3	6	1	2	3	3	7
11	Joe BYRNE	3	0	0	0	0	2	1	1
19	Josh OCONNOR	4	0	0	0	0	0	4	4
20	Jayden GOAD	10	7	1	0	0	0	2	6
2	Maxim AFONIN	0	0	0	0	0	0	0	0
6	Tom MCGRATH	2	2	0	0	0	0	0	0
14	Hugh MARTIN	1	0	0	0	0	1	0	0
17	Joey WUNA	2	0	0	0	1	1	0	1
18	Ronan KEATING	2	0	0	0	1	1	0	0

INDIVIDUAL DATA
OUT OF POSSESSION




Brazil v Republic of Ireland

Out of Possession

Brazil

#	Player	Tackles Made / Won	Blocks	Interceptions	Pressing Direct	Pressing Indirect	Duels Won - Aerial	Duels Won - Physical	Possession Contests won	Clearances	Loose Ball Receptions	Pushing On	Pushing On into Pressing	Possession Regains	Possession Interrupted
1	GABRIEL WERNECK	0 / 0	0	0	0	0	0	0	0	0	1	0	0	7	0
2	MARCOS PESSETI	10 / 2	4	3	6	10	4	0	4	6	8	12	7	13	5
3	DANIEL SILVA	1 / 0	2	0	2	2	6	0	6	8	5	12	3	4	7
4	BRENO SALES	0 / 0	0	1	0	2	1	0	1	6	3	2	1	2	4
5	LEONARDO CERCI	6 / 0	1	0	5	4	0	0	0	3	1	5	3	1	3
6	RICHARD WENDEL	4 / 1	5	2	3	3	2	0	2	4	5	9	2	9	4
7	KAUE FURQUIM	0 / 0	1	1	2	11	1	0	2	1	2	7	5	2	2
8	EDUARDO PAPE	5 / 0	6	1	5	9	4	0	6	1	9	18	4	4	9
9	RODRIGO JR	1 / 0	0	0	2	15	0	1	1	0	3	16	10	1	0
10	LUCCA CARAMICO	3 / 1	2	0	1	17	0	0	0	1	5	13	5	4	1
11	EDUARDO CONCEICAO	4 / 1	2	1	8	25	0	0	0	1	5	17	11	3	3
14	IAGO MACHADO	0 / 0	2	0	0	1	0	0	0	0	0	1	0	0	1
15	GUSTAVO AFONSO	0 / 0	0	1	0	1	0	0	0	0	0	1	0	1	0
17	JOAO FRANCA	2 / 0	0	0	1	5	1	0	1	0	0	4	3	0	0
19	LUCAS EMANUEL	0 / 0	0	0	0	9	1	0	1	0	2	6	5	0	0
20	JOAO COUTO	3 / 1	0	0	2	3	0	0	0	0	1	1	0	1	0

Out of Possession

Republic of Ireland

#	Player	Tackles Made / Won	Blocks	Interceptions	Pressing Direct	Pressing Indirect	Duels Won - Aerial	Duels Won - Physical	Possession Contests won	Clearances	Loose Ball Receptions	Pushing On	Pushing On into Pressing	Possession Regains	Possession Interrupted
1	Darragh BRUNTON	0 / 0	0	0	0	0	0	0	0	0	1	0	0	6	0
3	Danny BURKE	5 / 1	3	1	9	20	3	0	4	2	4	25	17	1	6
4	Sean SPAIGHT	3 / 2	4	1	1	4	3	0	3	7	7	12	2	10	8
5	Kian QUIGLEY	2 / 2	2	2	6	11	2	0	2	3	7	24	5	8	2
7	Cillian MURPHY	2 / 0	2	0	6	49	1	0	1	1	3	29	20	1	1
8	Josh ODWYER	4 / 0	1	0	5	24	0	0	0	2	12	8	5	0	2
9	Desmond ARMSTRONG	1 / 1	0	0	4	18	3	0	4	0	4	15	13	1	0
10	Ryan SHERIDAN	6 / 3	1	0	7	42	0	0	0	0	5	22	19	3	0
11	Joe BYRNE	5 / 0	1	1	0	16	1	0	1	3	3	18	13	3	1
19	Josh OCONNOR	3 / 0	1	1	6	5	5	0	5	7	2	12	8	3	6
20	Jayden GOAD	3 / 1	3	1	0	11	1	0	1	3	4	9	2	5	2
2	Maxim AFONIN	2 / 1	0	0	1	7	1	0	1	1	3	8	6	1	1
6	Tom MCGRATH	1 / 0	0	0	1	9	0	0	0	1	2	2	2	0	1
14	Hugh MARTIN	0 / 0	0	0	0	2	0	0	0	0	0	2	2	0	0
17	Joey WUNA	2 / 0	1	0	2	6	1	0	1	1	3	6	4	0	1
18	Ronan KEATING	1 / 1	0	0	0	3	0	0	0	0	0	4	2	1	0

INDIVIDUAL DATA
PHYSICAL




Brazil v Republic of Ireland

Physical Data

Brazil



#	Player	Total Distance (m)	Zone 1: 0-7 km/h (m)	Zone 2: 7-15 km/h (m)	Zone 3: 15-20 km/h (m)	Zone 4: 20-25 km/h (m)	Zone 5: 25+ km/h (m)	High Speed Runs (Zone 3)	Sprints (Zone 4 & 5)	Top Speed (km/h)
1	GABRIEL WERNECK	4641.7	3686.6	913.4	41.7	0	0	4.0	0	19.9
2	MARCOS PESSETI	10017.5	3837.2	4611.0	1052.7	385.9	130.7	100.0	31.0	33.4
3	DANIEL SILVA	9283.1	3921.4	3968.9	960.4	340.9	91.4	88.0	21.0	30.9
4	BRENO SALES	8872.0	3559.0	3621.0	1113.7	456.2	122.3	100.0	34.0	33.0
5	LEONARDO CERCI	6836.4	2001.1	3567.4	1010.9	204.3	52.7	94.0	14.0	30.1
6	RICHARD WENDEL	10492.5	3711.1	4757.1	1300.1	542.6	181.6	118.0	46.0	30.8
7	KAUE FURQUIM	8126.4	3444.9	2993.3	1138.6	479.3	70.3	105.0	38.0	27.3
8	EDUARDO PAPE	12031.6	3060.5	6219.2	2125.6	514.7	111.5	185.0	39.0	30.4
9	RODRIGO JR	7500.7	3062.1	2876.7	896.9	447.6	217.3	88.0	34.0	31.5
10	LUCCA CARAMICO	10357.3	2779.3	4966.8	2062.9	492.3	56.0	165.0	32.0	28.1
11	EDUARDO CONCEICAO	10216.2	4070.9	3982.0	1385.7	644.3	133.3	135.0	42.0	33.5
14	IAGO MACHADO	1369.1	510.2	648.2	122.4	49.5	38.8	14.0	5.0	30.4
15	GUSTAVO AFONSO	1462.1	486.5	755.4	204.4	15.8	0	19.0	1.0	22.4
17	JOAO FRANCA	1576.9	475.3	678.9	323.3	92.0	7.4	24.0	9.0	25.7
19	LUCAS EMANUEL	2768.5	742.7	1269.1	481.8	170.7	104.2	42.0	14.0	31.1
20	JOAO COUTO	3981.6	1554.2	1467.8	514.3	346.7	98.6	45.0	23.0	33.7

Physical Data

Republic of Ireland



#	Player	Total Distance (m)	Zone 1: 0-7 km/h (m)	Zone 2: 7-15 km/h (m)	Zone 3: 15-20 km/h (m)	Zone 4: 20-25 km/h (m)	Zone 5: 25+ km/h (m)	High Speed Runs (Zone 3)	Sprints (Zone 4 & 5)	Top Speed (km/h)
1	Darragh BRUNTON	4760.2	3584.4	1020.2	116.2	39.4	0	10.0	3.0	23.2
3	Danny BURKE	7581.7	2686.4	3097.9	1215.1	493.0	89.3	109.0	34.0	29.6
4	Sean SPAIGHT	9991.7	3596.1	4667.8	1255.9	433.6	38.3	118.0	34.0	27.7
5	Kian QUIGLEY	10404.0	3846.4	4649.9	1306.0	503.2	98.5	127.0	38.0	31.2
7	Cillian MURPHY	11640.3	3410.2	5655.6	1715.7	656.9	202.0	151.0	47.0	32.1
8	Josh ODWYER	8794.9	2529.9	4509.9	1306.6	360.2	88.3	112.0	29.0	30.5
9	Desmond ARMSTRONG	9047.5	3432.5	4118.4	896.1	411.0	189.5	93.0	29.0	31.3
10	Ryan SHERIDAN	12116.1	3721.5	5336.9	2194.1	716.1	147.4	199.0	57.0	33.5
11	Joe BYRNE	7642.3	2455.1	3359.8	1201.2	503.6	122.6	111.0	37.0	29.8
19	Josh OCONNOR	9897.2	4008.6	4412.4	1051.3	312.9	112.1	92.0	24.0	29.9
20	Jayden GOAD	8810.6	3063.6	4330.4	1188.2	228.4	0	105.0	17.0	24.3
2	Maxim AFONIN	3515.0	1235.9	1518.5	490.5	165.6	104.5	43.0	12.0	31.6
6	Tom MCGRATH	3031.0	866.9	1349.6	639.6	140.9	34.0	46.0	9.0	27.9
14	Hugh MARTIN	1537.1	575.8	681.1	190.3	40.9	49.0	15.0	4.0	30.0
17	Joey WUNA	3557.6	1140.2	1448.0	507.0	275.4	187.1	41.0	23.0	35.0
18	Ronan KEATING	1518.6	556.1	668.2	142.9	86.8	64.6	14.0	5.0	29.9


FIFA
U17
WORLD CUP
QATAR 2026