FIFA U17 WORLD CUP QATAR 2026

POST MATCH SUMMARY REPORT

Serbia 2 - 0 Honduras

Group L - Match 24
21 November 2026
15:30 Kick Off
Aspire Zone - Pitch 4 - Khaled Salman

21 November 2026 - Aspire Zone - Pitch 4 - Khaled Salman - 15:30

Match Summary - Teams

Serbia

2 – 0

Honduras

STARTING

1	GK	Savo RADANOVIC	
4	MF	Dragan ANOKIC	↓ 74'
5	DF	Strahinja BAUCAL	
6	DF	Vojin MARINKOVIC	88'
7	FW	Nebojsa GRUJIC	↓ 45'
8	MF	Ognjen MATANOVIC	54' ↓ 74'
10	MF	Tadija COJIC	
17	DF	Vukasin DAVIDOV	24' ↓ 79'
18	MF	Novak STEVANOVIC	
19	FW	Danilo ZARKOVIC	↓ 59'
21	DF	Matej STRIKA	

SUBSTITUTES

12	GK	Veljko POPOVIC	
13	GK	Matej PRIBISIC	
2	DF	Filip DURIC	↑ 79'
3	DF	Andrew MARIC	
9	FW	David VAJAGIC	↑ 59'
11	FW	David DOKIC	
14	DF	Andrej SIBINOVIC	
15	FW	Tadija SAMARDZIC	↑ 45' ⚽ 50' ⚽ 71'
16	MF	Luka ANDRIJASEVIC	↑ 74'
20	MF	Veljko PEJOVIC	↑ 74'

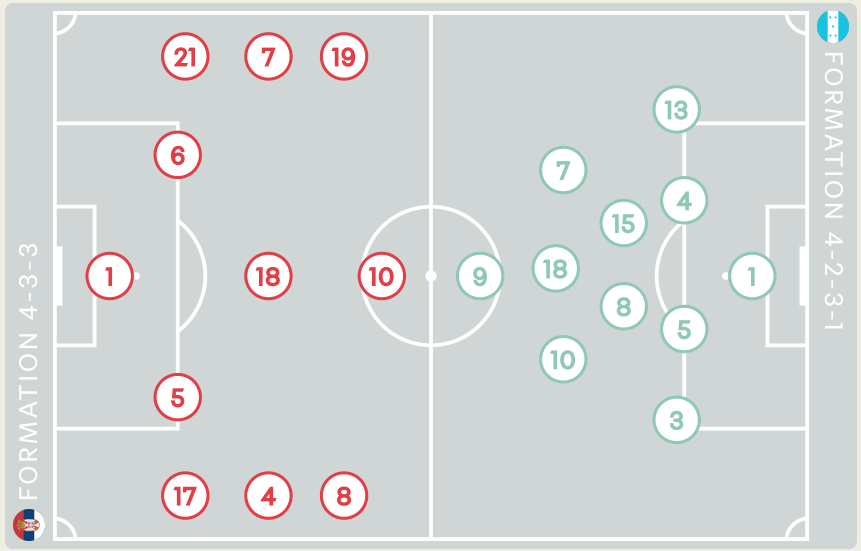

STARTING

David PAZ	GK	1	
Alfredo RODRIGUEZ	DF	3	
Kevin GYAMFI	DF	4	
Denzel ARZU	DF	5	
↓ 74' Diego MATUTE	FW	7	
48' Darwin CRUZ	MF	8	
↓ 84' Jeremy RODRIGUEZ	FW	9	
Mike ARANA	FW	10	
↓ 60' Yago MATUTE	DF	13	
↓ 60' Christopher CONNOR	MF	15	
↓ 74' Yeiron ARZU	MF	18	

SUBSTITUTES

Juan QUESADA	GK	12	
Manel REIXACH	GK	21	
↑ 60' Kevin PEREZ	DF	2	
Heiner REYES	MF	6	
Welson JIMENEZ	MF	11	
↑ 74' Jonathan CLAROS	MF	14	
↑ 60' Carlos LOPEZ	MF	16	
Christopher BATIZ	FW	17	
↑ 84' Milton MOYA	FW	19	
↑ 74' Eduardo ROMERO	FW	20	

Distribution in the Final Third

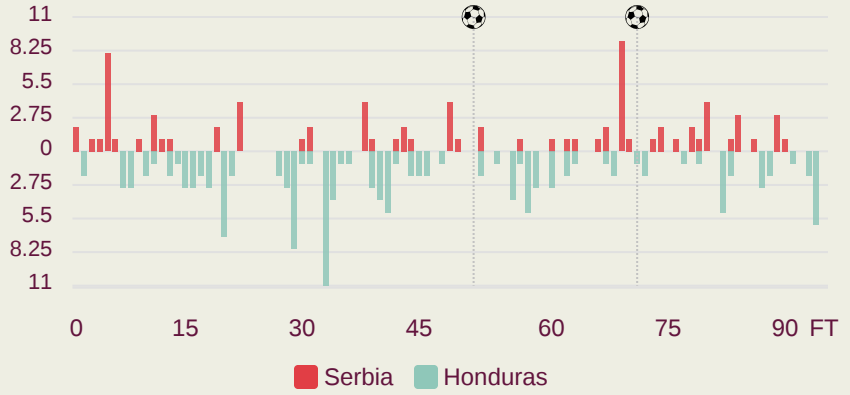

21 November 2026 - Aspire Zone - Pitch 4 - Khaled Salman - 15:30

Match Summary - Key Statistics



Serbia

2 — 0

Honduras



Possession

Total	35%	11.1%	53.9%	Total
2	Goals			0
0.24	xG (Expected Goals)			0.99
11 (5)	Attempts at Goal (On Target)			17 (2)
296 (227)	Total Passes (Complete)			461 (395)
77 %	Pass Completion %			86 %
55	Completed Line Breaks			96
8	Defensive Line Breaks			13
66	Receptions in the Final Third			113
11	Crosses			30
26	Ball Progressions			46
252 (60)	Defensive Pressures Applied (Direct Pressures)			170 (30)
37	Forced Turnovers			36
66	Second Balls			84
110.2 km	Total Distance Covered			105.3 km
4.5 km	Zone 4 – Low Speed Sprinting: 20-25 km/h			4.5 km

21 November 2026 - Aspire Zone - Pitch 4 - Khaled Salman - 15:30

Serbia

Phases of Play

Honduras

IN POSSESSION

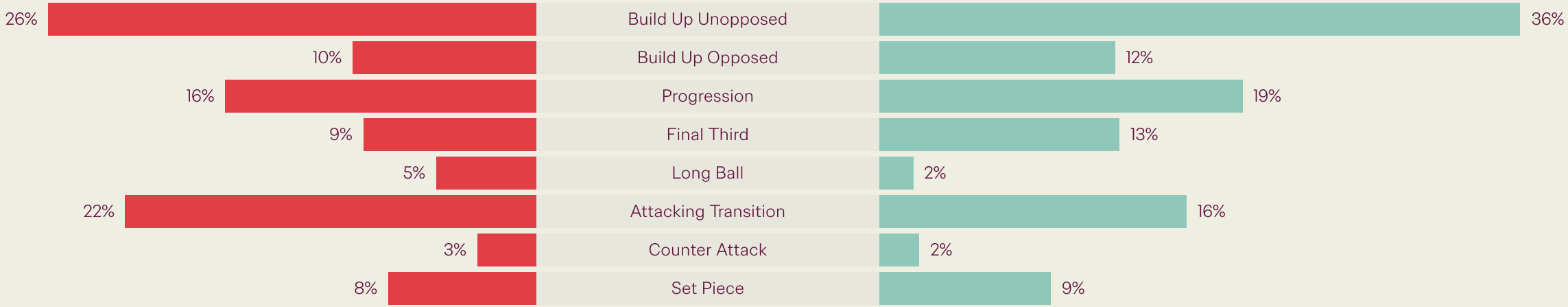

OUT OF POSSESSION

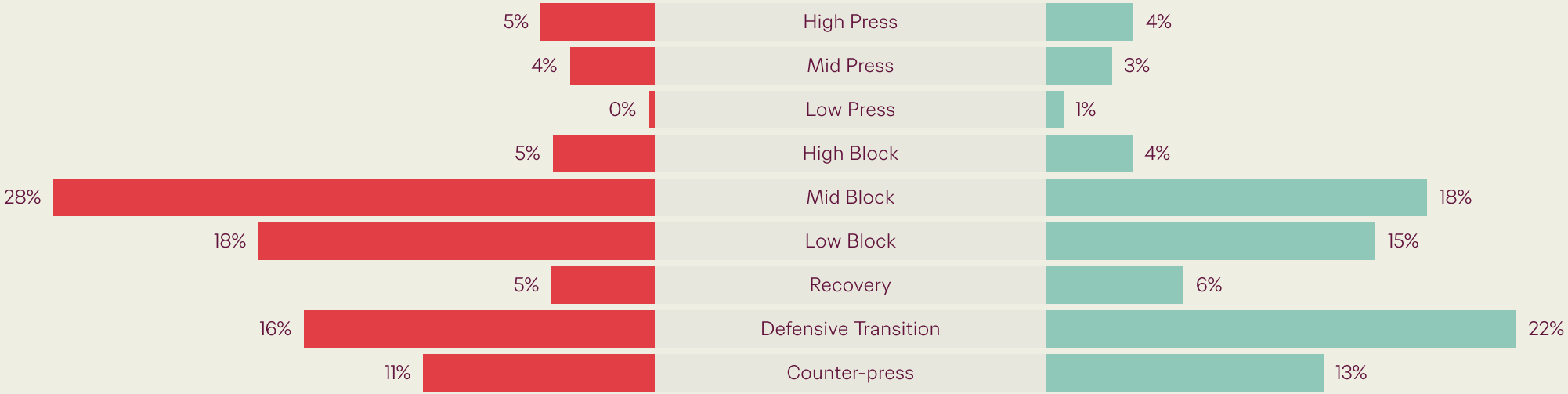

IN POSSESSION




Serbia v Honduras

In Possession Line Height & Team Length

Serbia

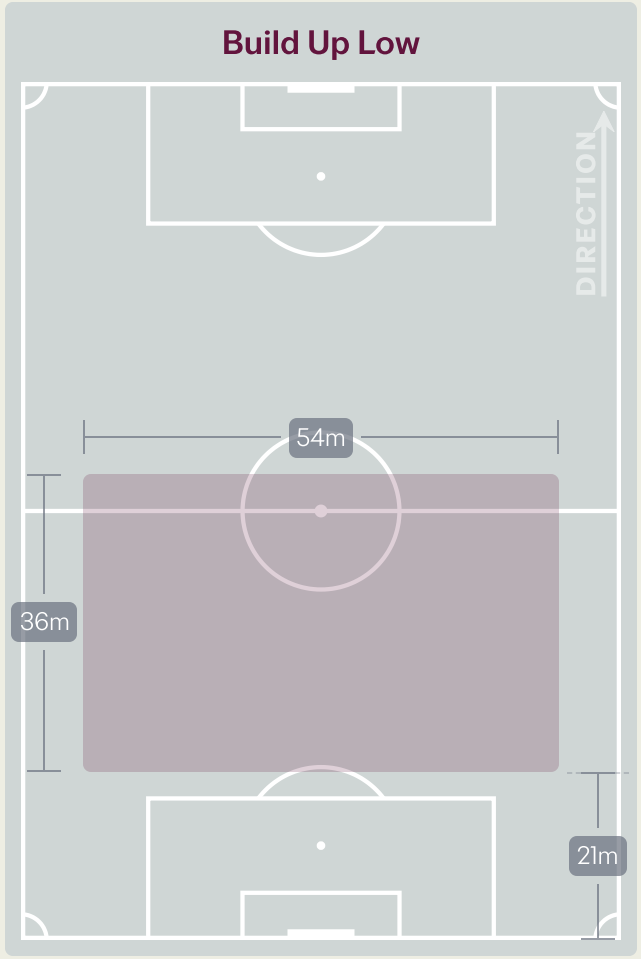

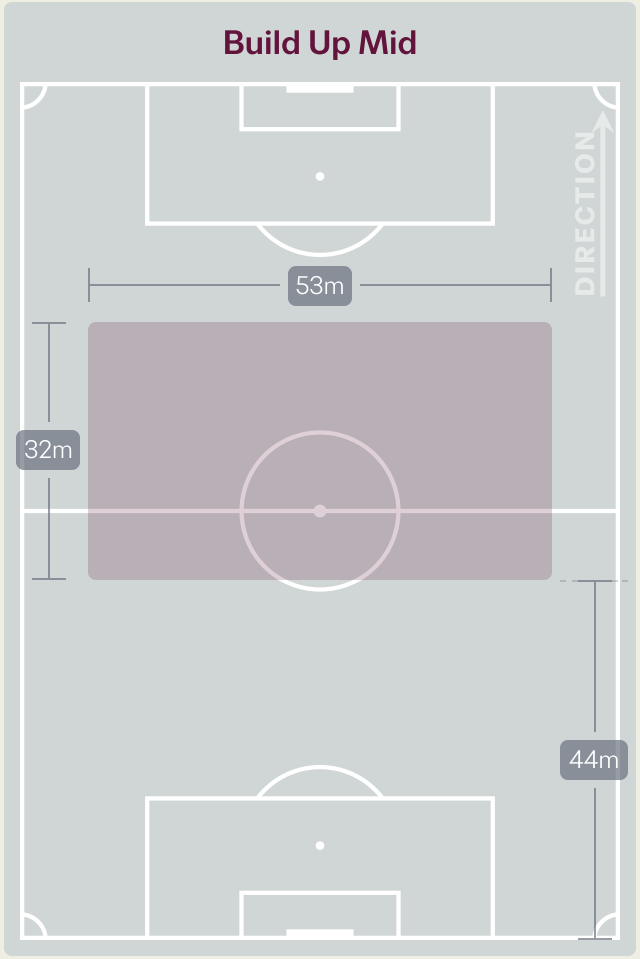

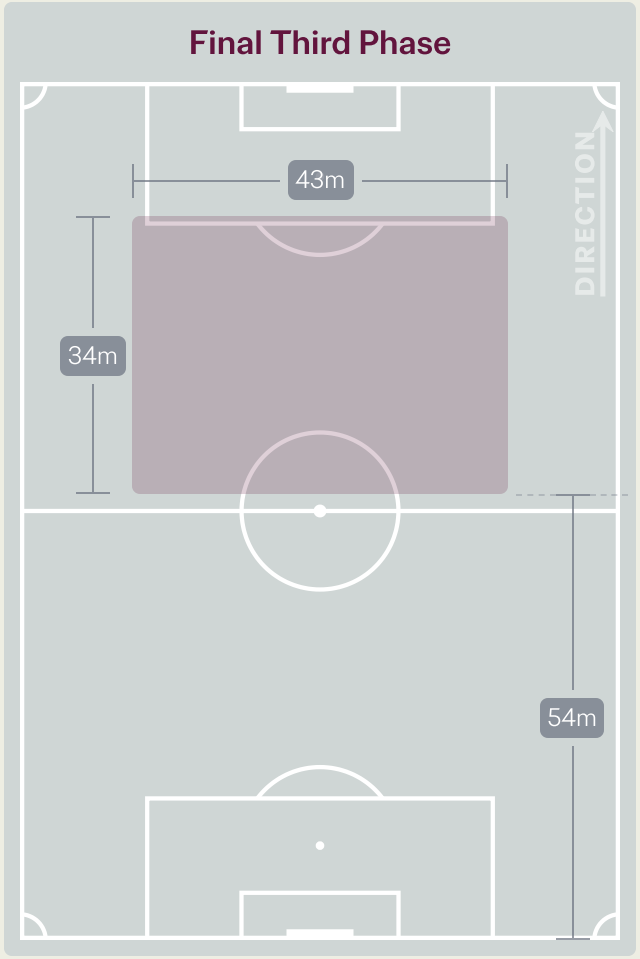

In Possession Line Height & Team Length

Honduras

Build Up Low

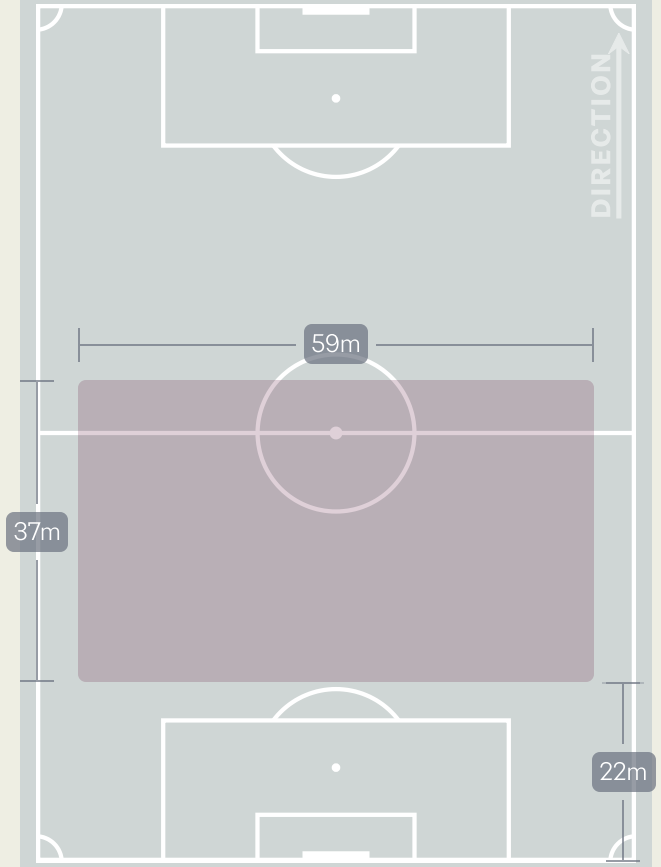

Build Up Mid

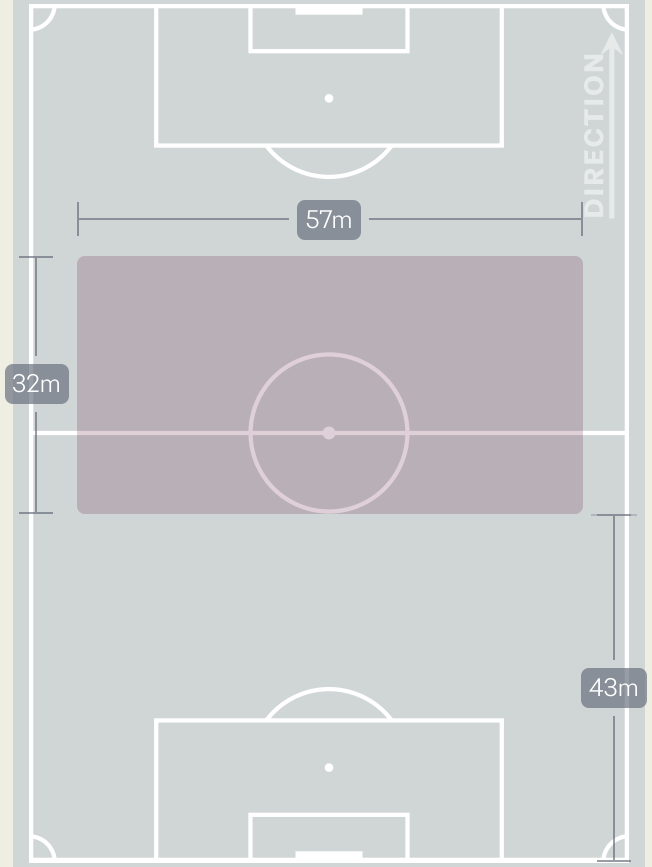

Final Third Phase

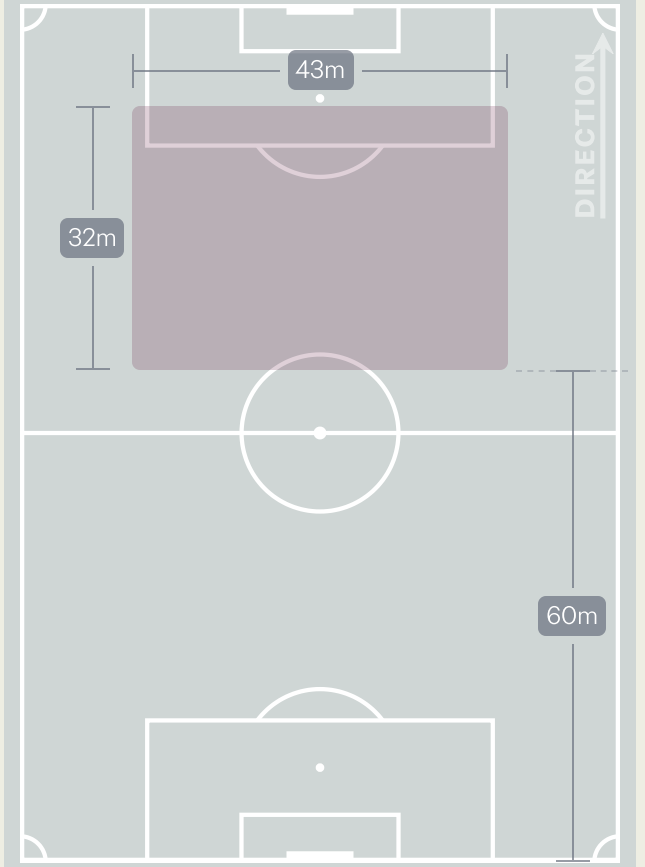

Line Breaks

Serbia

Attempted Line Breaks
94

17	7
Attempted	Complete

28	22
Attempted	Complete

49	26
Attempted	Complete

4 Units

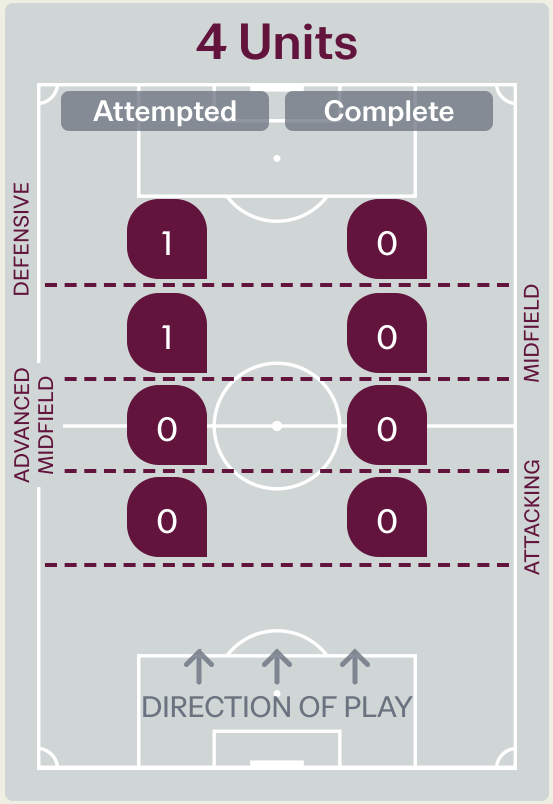

Attempted Line Breaks	2
Inside Shape	1
Outside Shape	1

3 Units

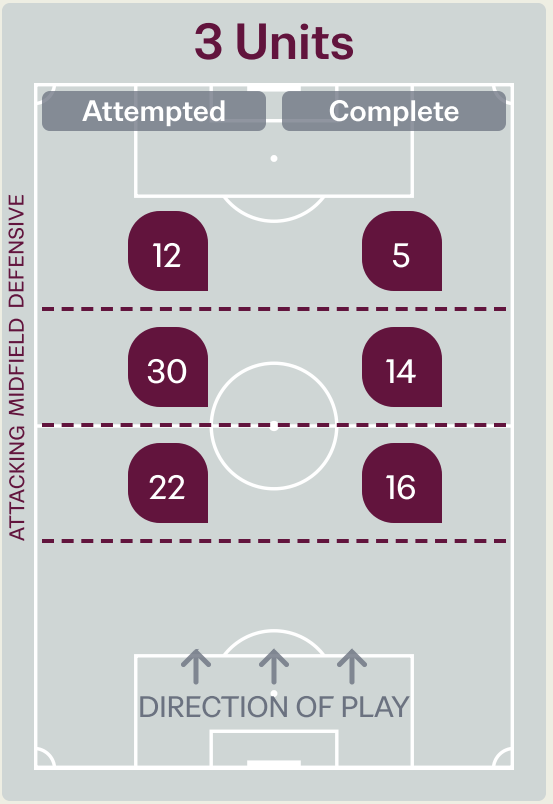

Attempted Line Breaks	64
Inside Shape	37
Outside Shape	27

2 Units

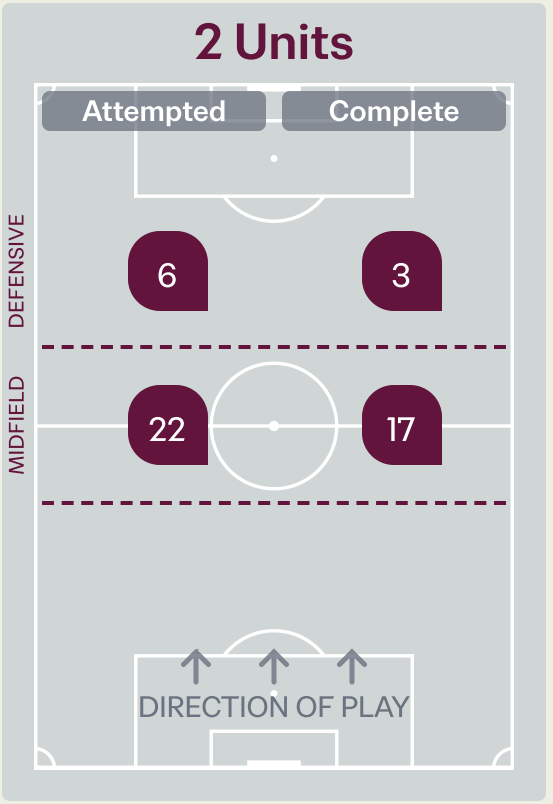

Attempted Line Breaks	28
Inside Shape	10
Outside Shape	18

Line Breaks

Honduras

Attempted Line Breaks
137

21	18
Attempted	Complete

78	66
Attempted	Complete

38	12
Attempted	Complete

4 Units

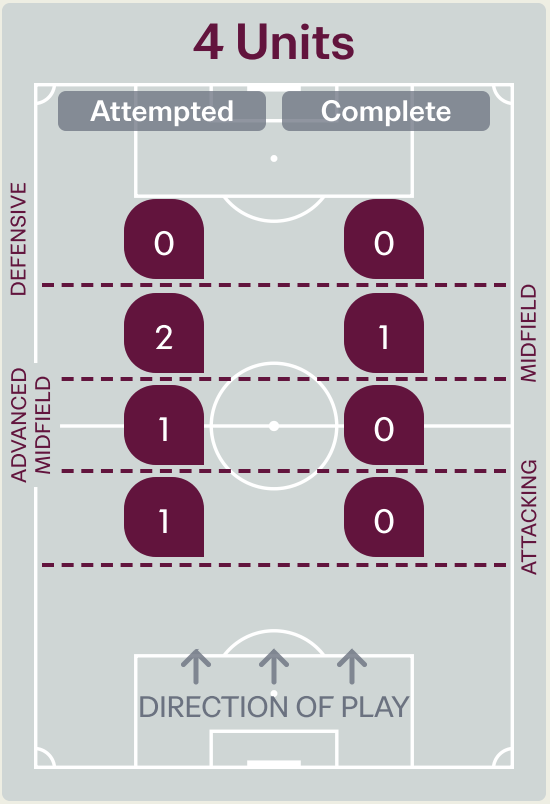

Attempted Line Breaks	4
Inside Shape	3
Outside Shape	1

3 Units

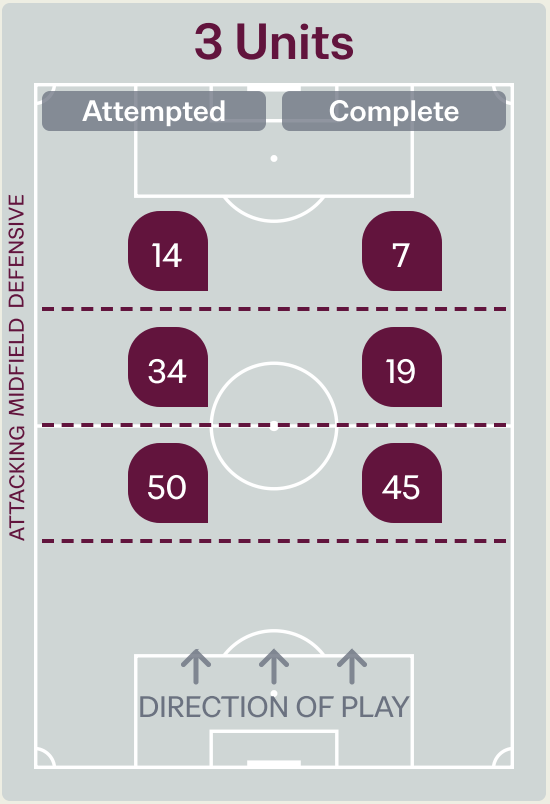

Attempted Line Breaks	98
Inside Shape	39
Outside Shape	59

2 Units

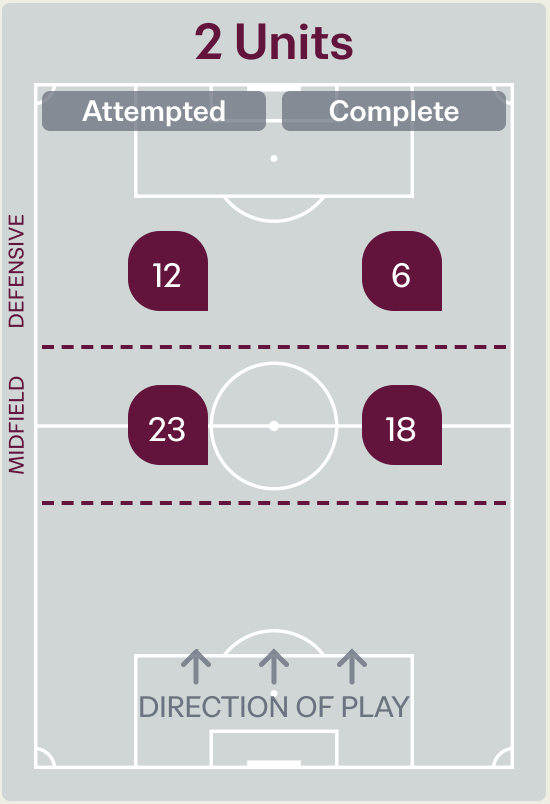

Attempted Line Breaks	35
Inside Shape	14
Outside Shape	21

Line Breaks

Serbia



					4 Units				3 Units			2 Units		Direction			Distribution Type		
#	Player	Line Breaks Attempted	Line Breaks Completed	Line Break Completion %	Attacking Line	Attacking Midfield Line	Midfield Line	Defensive Line	Attacking Line	Midfield Line	Defensive Line	Midfield Line	Defensive Line	Through	Around	Over	Pass	Cross	Ball Progression
1	Savo RADANOVIC	16	8	50%	0	0	0	0	7	8	0	1	0	0	0	16	16	0	0
4	Dragan ANOKIC	4	3	75%	0	0	0	0	1	2	0	1	0	2	0	2	4	0	0
5	Strahinja BAUCAL	10	7	70%	0	0	1	0	4	4	0	1	0	2	5	3	10	0	0
6	Vojin MARINKOVIC	11	8	73%	0	0	0	0	3	3	0	5	0	3	4	4	11	0	0
7	Nebojsa GRUJIC	5	1	20%	0	0	0	0	0	1	0	2	2	1	2	2	4	1	0
8	Ognjen MATANOVIC	7	4	57%	0	0	0	0	2	0	1	2	2	0	2	5	5	2	0
10	Tadija COJIC	2	1	50%	0	0	0	0	0	0	1	1	0	0	2	0	1	1	0
17	Vukasin DAVIDOV	9	7	78%	0	0	0	0	2	1	3	3	0	1	7	1	5	0	4
18	Novak STEVANOVIC	3	3	100%	0	0	0	0	0	2	0	1	0	2	1	0	3	0	0
19	Danilo ZARKOVIC	1	0	0%	0	0	0	0	0	1	0	0	0	0	0	1	1	0	0
21	Matej STRIKA	11	6	55%	0	0	0	0	2	6	0	2	1	1	1	9	10	0	1
2	Filip DURIC	2	1	50%	0	0	0	0	1	0	1	0	0	0	0	2	2	0	0
9	David VAJAGIC	2	1	50%	0	0	0	0	0	2	0	0	0	0	0	2	2	0	0
15	Tadija SAMARDZIC	6	1	17%	0	0	0	0	0	0	5	0	1	4	2	0	6	0	0
16	Luka ANDRIJASEVIC	3	3	100%	0	0	0	0	0	0	0	3	0	1	0	2	3	0	0
20	Veljko PEJOVIC	2	1	50%	0	0	0	1	0	0	1	0	0	0	2	0	1	0	1

Line Breaks

Honduras

					4 Units				3 Units			2 Units		Direction			Distribution Type		
#	Player	Line Breaks Attempted	Line Breaks Completed	Line Break Completion %	Attacking Line	Attacking Midfield Line	Midfield Line	Defensive Line	Attacking Line	Midfield Line	Defensive Line	Midfield Line	Defensive Line	Through	Around	Over	Pass	Cross	Ball Progression
1	David PAZ	6	4	67%	0	0	1	0	3	2	0	0	0	0	1	5	6	0	0
3	Alfredo RODRIGUEZ	18	13	72%	0	0	0	0	8	3	2	5	0	3	8	7	15	2	1
4	Kevin GYAMFI	20	17	85%	1	0	0	0	12	3	0	4	0	0	17	3	20	0	0
5	Denzel ARZU	20	13	65%	0	1	0	0	15	4	0	0	0	4	9	7	20	0	0
7	Diego MATUTE	5	3	60%	0	0	0	0	1	0	1	1	2	0	3	2	3	0	2
8	Darwin CRUZ	12	9	75%	0	0	0	0	2	3	1	4	2	2	4	6	8	2	2
9	Jeremy RODRIGUEZ	1	0	0%	0	0	0	0	0	0	1	0	0	1	0	0	1	0	0
10	Mike ARANA	21	12	57%	0	0	1	0	0	9	4	1	6	3	17	1	9	0	12
13	Yago MATUTE	6	6	100%	0	0	0	0	3	0	1	2	0	0	4	2	6	0	0
15	Christopher CONNOR	8	6	75%	0	0	0	0	1	4	0	2	1	4	3	1	8	0	0
18	Yeiron ARZU	3	3	100%	0	0	0	0	0	0	1	2	0	1	2	0	3	0	0
2	Kevin PEREZ	3	3	100%	0	0	0	0	1	0	0	2	0	0	3	0	3	0	0
14	Jonathan CLAROS	6	3	50%	0	0	0	0	0	3	2	0	1	3	3	0	5	0	1
16	Carlos LOPEZ	6	2	33%	0	0	0	0	3	3	0	0	0	0	2	4	6	0	0
19	Milton MOYA	0	0	0%	0	0	0	0	0	0	0	0	0	0	0	0	0	0	0
20	Eduardo ROMERO	2	2	100%	0	0	0	0	1	0	1	0	0	0	2	0	2	0	0

Passing Networks

Serbia

#	Passes From ↓ to →	Savo RADANOVIC	Dragan ANOKIC	Strahinja BAUCAL	Vojin MARINKOVIC	Nebojsa GRUJIC	Ognjen MATANOVIC	Tadija COJIC	Vukasin DAVIDOV	Novak STEVANOVIC	Danilo ZARKOVIC	Matej STRIKA	Filip DURIC	David VAJAGIC	Tadija SAMARDZIC	Luka ANDRIJASEVIC	Veljko PEJOVIC
1	Savo RADANOVIC		0	0	4	1	2	1	2	2	0	3	0	1	0	0	0
4	Dragan ANOKIC	0		2	4	0	3	2	1	0	0	3	0	0	0	0	0
5	Strahinja BAUCAL	5	1		19	1	4	0	6	1	0	0	1	0	0	1	0
6	Vojin MARINKOVIC	5	1	18		5	0	0	2	1	0	4	0	0	1	1	0
7	Nebojsa GRUJIC	0	0	0	0		0	0	0	1	0	1	0	0	0	0	0
8	Ognjen MATANOVIC	0	2	3	0	0		3	5	0	2	0	0	0	0	0	0
10	Tadija COJIC	0	2	0	0	0	5		1	2	0	0	0	2	2	0	0
17	Vukasin DAVIDOV	0	5	3	1	0	3	4		0	0	0	0	1	0	1	0
18	Novak STEVANOVIC	0	3	2	2	0	1	2	0		0	1	0	0	3	0	2
19	Danilo ZARKOVIC	0	0	0	0	0	0	0	0	0		0	0	0	0	0	0
21	Matej STRIKA	1	0	1	4	0	0	0	0	4	0		0	0	1	0	0
2	Filip DURIC	0	0	2	0	0	0	0	0	1	0	0		1	0	1	0
9	David VAJAGIC	0	0	0	0	0	1	0	0	0	0	1	0		0	0	1
15	Tadija SAMARDZIC	0	1	0	0	0	0	1	0	0	0	1	0	0		0	0
16	Luka ANDRIJASEVIC	1	0	0	0	0	0	0	0	0	0	0	3	0	0		3
20	Veljko PEJOVIC	0	0	0	0	0	0	2	0	4	0	2	0	0	0	0	

Top 5 Player to Player Passers		
Player	Passed To	% of Total Team Passes
Strahinja BAUCAL	Vojin MARINKOVIC	9%
Vojin MARINKOVIC	Strahinja BAUCAL	8.6%
Strahinja BAUCAL	Vukasin DAVIDOV	2.9%
Strahinja BAUCAL	Savo RADANOVIC	2.4%
Vojin MARINKOVIC	Nebojsa GRUJIC	2.4%

Passing Networks

Honduras

#	Passes From ↓ to →	David PAZ	Alfredo RODRIGUEZ	Kevin GYAMFI	Denzel ARZU	Diego MATUTE	Darwin CRUZ	Jeremy RODRIGUEZ	Mike ARANA	Yago MATUTE	Christopher CONNOR	Yeiron ARZU	Kevin PEREZ	Jonathan CLAROS	Carlos LOPEZ	Milton MOYA	Eduardo ROMERO
1	David PAZ		0	20	16	1	0	0	1	1	0	1	0	0	4	0	1
3	Alfredo RODRIGUEZ	3		3	10	0	1	0	12	0	1	0	0	1	1	0	3
4	Kevin GYAMFI	15	2		36	6	2	0	0	9	3	1	3	1	3	0	0
5	Denzel ARZU	11	17	23		0	3	0	1	1	2	0	3	0	1	0	1
7	Diego MATUTE	0	0	2	0		1	3	2	5	2	3	1	0	0	0	0
8	Darwin CRUZ	0	1	1	1	2		2	11	2	0	1	1	0	0	0	0
9	Jeremy RODRIGUEZ	0	0	0	1	2	3		3	1	0	1	0	0	1	0	0
10	Mike ARANA	0	3	0	1	0	6	3		0	0	1	1	1	0	0	0
13	Yago MATUTE	0	0	8	1	6	1	0	1		3	3	0	0	0	0	0
15	Christopher CONNOR	0	1	3	0	2	2	1	0	3		2	0	0	0	0	0
18	Yeiron ARZU	0	0	3	0	5	1	1	0	4	2		0	0	0	0	0
2	Kevin PEREZ	0	0	4	0	1	1	0	2	0	0	0		0	0	0	1
14	Jonathan CLAROS	0	3	0	0	0	0	0	0	0	0	0	0		1	0	3
16	Carlos LOPEZ	0	0	2	0	0	0	0	0	0	0	0	3	1		0	0
19	Milton MOYA	0	0	0	0	0	0	0	0	0	0	0	0	1	0		0
20	Eduardo ROMERO	0	1	0	0	0	0	0	0	0	0	0	0	4	0	0	

Top 5 Player to Player Passers		
Player	Passed To	% of Total Team Passes
Kevin GYAMFI	Denzel ARZU	9.6%
Denzel ARZU	Kevin GYAMFI	6.1%
David PAZ	Kevin GYAMFI	5.3%
Denzel ARZU	Alfredo RODRIGUEZ	4.5%
David PAZ	Denzel ARZU	4.3%

Attempts at Goal

Serbia

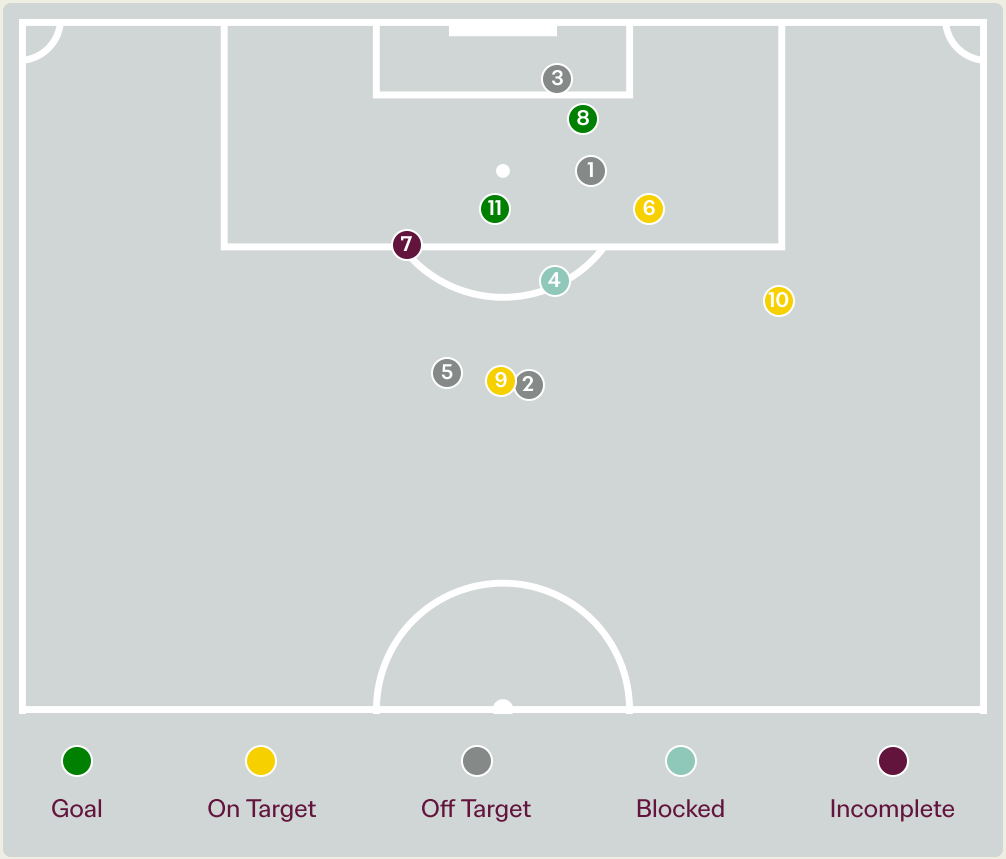

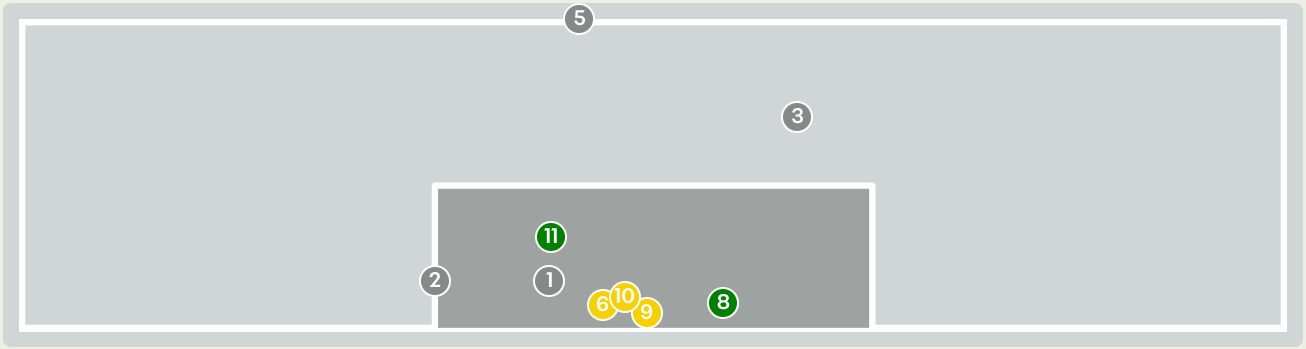

Key	Outcome	Shots
	Goals	2
	On Target	3
	Off Target	4
	Blocked	1
	Incomplete	1

Attempts at Goal

Serbia

Time	Player	Outcome	Body Part	Delivery Type
12	10 Tadija COJIC	Off Target - Saved	Left Foot	Loose Ball
19	4 Dragan ANOKIC	Off Target	Left Foot	Pass
19	10 Tadija COJIC	Off Target	Right Foot	Other
22	10 Tadija COJIC	Incomplete - Blocked	Left Foot	Pass
31	7 Nebojsa GRUJIC	Off Target	Right Foot	Pass
39	19 Danilo ZARKOVIC	On Target - Saved	Left Foot	Pass
49	18 Novak STEVANOVIC	Deflected Off Target - Defensive Event	Left Foot	Other
49	15 Tadija SAMARDZIC	Deflected On Target - Goal	Right Foot	Loose Ball
52	18 Novak STEVANOVIC	Deflected On Target - Saved	Left Foot	Pass
63	9 David VAJAGIC	On Target - Saved	Right Foot	Pass
70	15 Tadija SAMARDZIC	On Target - Goal	Head	Cross

Attempts at Goal

Honduras

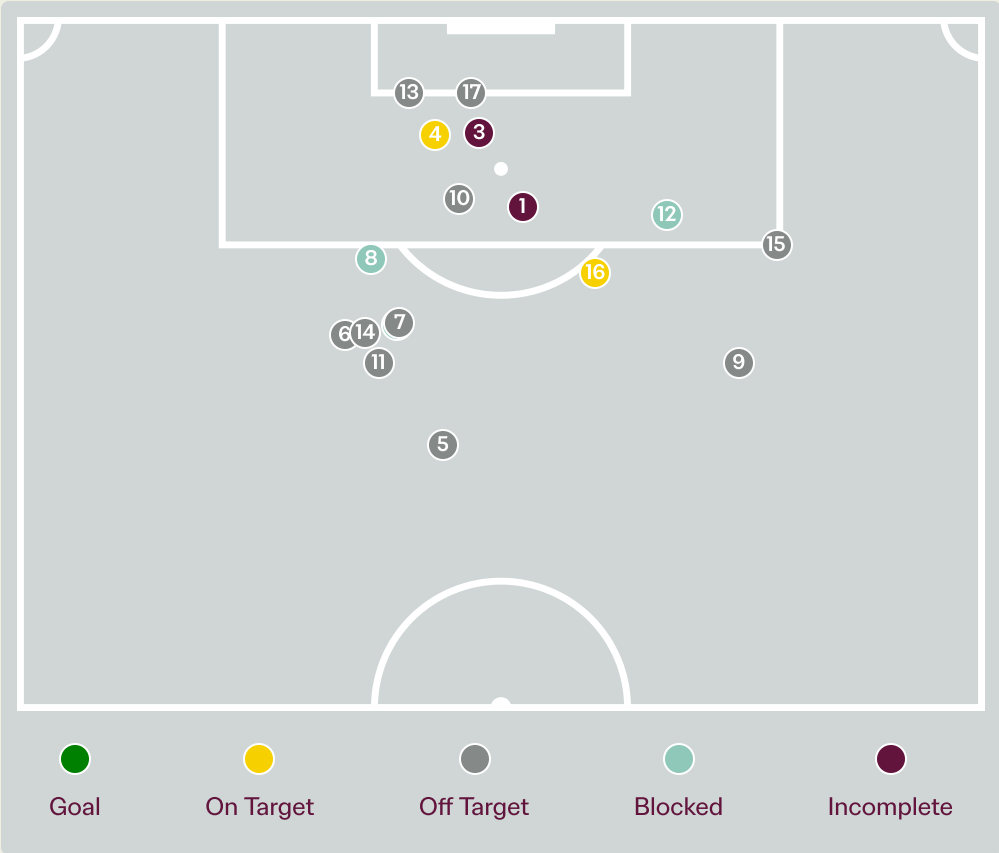

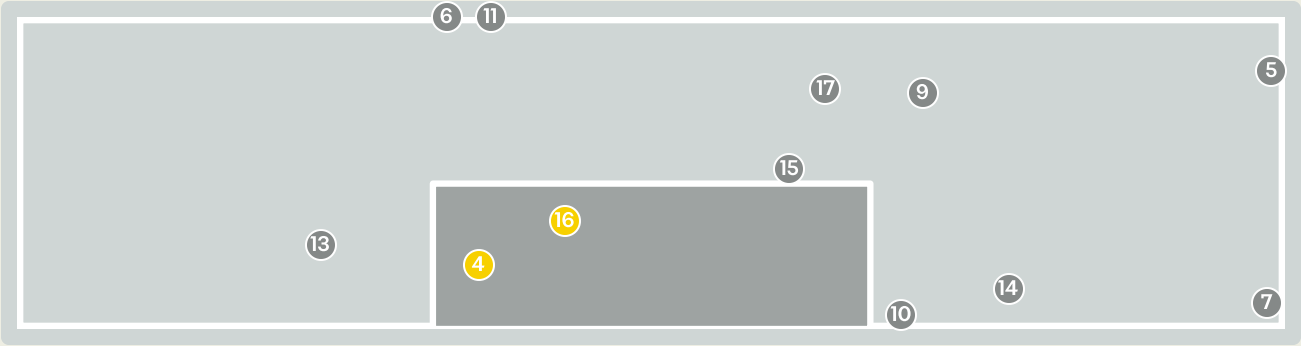

Key	Outcome	Shots
	Goals	0
	On Target	2
	Off Target	10
	Blocked	3
	Incomplete	2

Attempts at Goal

Honduras

Time	Player	Outcome	Body Part	Delivery Type
7	18 Yeiron ARZU	Incomplete - Defensive Event	Head	Corner
8	3 Alfredo RODRIGUEZ	Incomplete - Blocked	Left Foot	Loose Ball
8	9 Jeremy RODRIGUEZ	Incomplete - Player On Ball Error	Head	Cross
10	9 Jeremy RODRIGUEZ	On Target - Saved	Head	Cross
15	15 Christopher CONNOR	Off Target	Right Foot	Loose Ball
17	8 Darwin CRUZ	Off Target	Left Foot	Ball Progression
27	10 Mike ARANA	Off Target	Left Foot	Pass
33	10 Mike ARANA	Incomplete - Blocked	Right Foot	Pass
37	10 Mike ARANA	Off Target	Left Foot	Freekick
39	18 Yeiron ARZU	Off Target	Left Foot	Pass
42	3 Alfredo RODRIGUEZ	Off Target	Left Foot	Loose Ball
44	7 Diego MATUTE	Incomplete - Blocked	Left Foot	Pass
45	10 Mike ARANA	Off Target	Head	Pass
58	9 Jeremy RODRIGUEZ	Off Target	Left Foot	Pass
65	7 Diego MATUTE	Off Target	Left Foot	Freekick
67	10 Mike ARANA	On Target - Saved	Left Foot	Pass
82	3 Alfredo RODRIGUEZ	Off Target	Head	Cross

Crosses (Open Play)

Serbia

Cross Locations

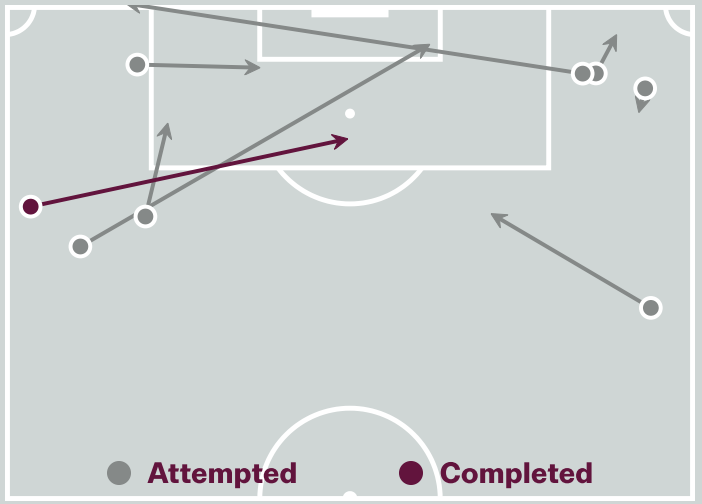

Delivery Type

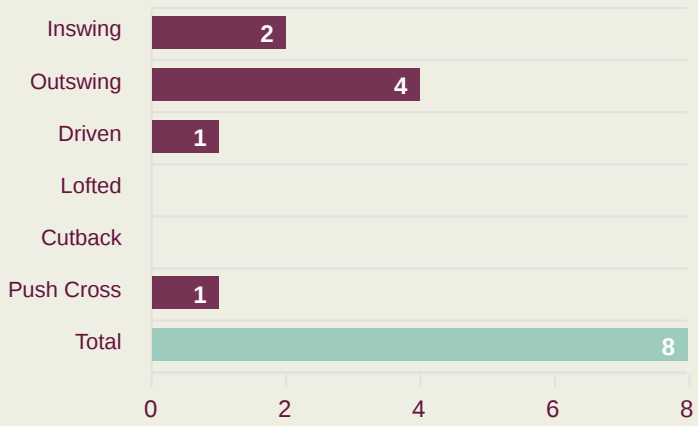

Cross Zones

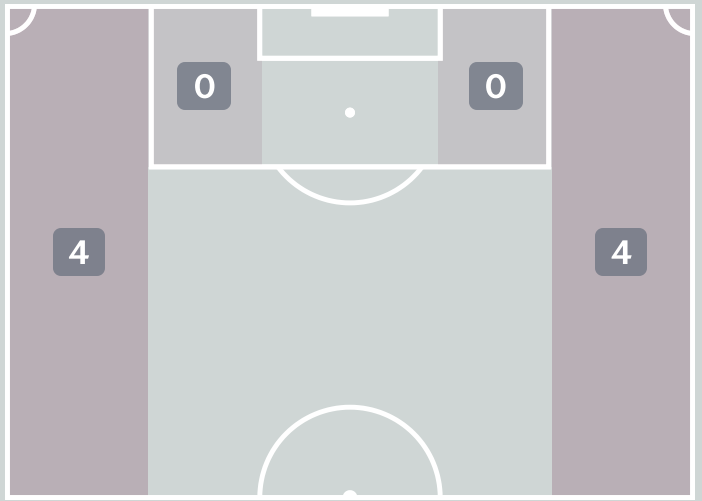

Attempted

8

Completed

1

Most Crosses Attempted

2

Matej STRIKA
LEFT BACK

#	Player	Inswing	Outswing	Driven	Lofted	Cutback	Push Cross	Total Attempted
1	Savo RADANOVIC	0	0	0	0	0	0	0
4	Dragan ANOKIC	0	0	0	0	0	0	0
5	Strahinja BAUCAL	0	0	0	0	0	0	0
6	Vojin MARINKOVIC	0	0	0	0	0	0	0
7	Nebojsa GRUJIC	1	0	0	0	0	0	1
8	Ognjen MATANOVIC	0	0	1	0	0	0	1
10	Tadija COJIC	1	0	0	0	0	1	2
17	Vukasin DAVIDOV	0	2	0	0	0	0	2
18	Novak STEVANOVIC	0	0	0	0	0	0	0
19	Danilo ZARKOVIC	0	0	0	0	0	0	0
21	Matej STRIKA	0	2	0	0	0	0	2
2	Filip DURIC	0	0	0	0	0	0	0
9	David VAJAGIC	0	0	0	0	0	0	0
15	Tadija SAMARDZIC	0	0	0	0	0	0	0
16	Luka ANDRIJASEVIC	0	0	0	0	0	0	0
20	Veljko PEJOVIC	0	0	0	0	0	0	0

Crosses (Open Play)

Honduras

Cross Locations

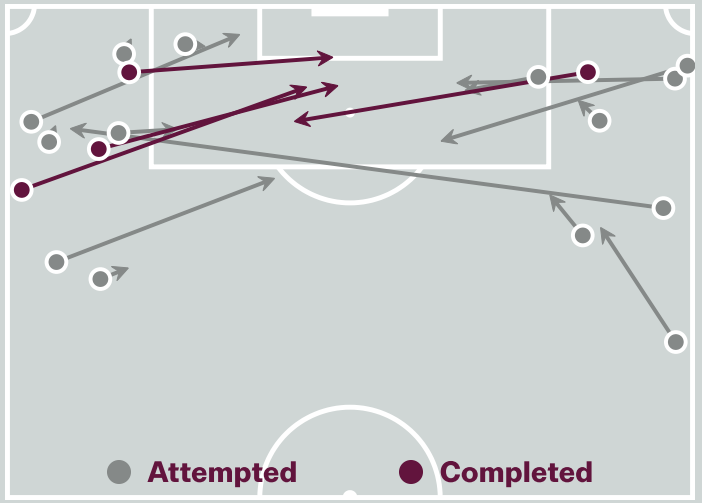

Delivery Type

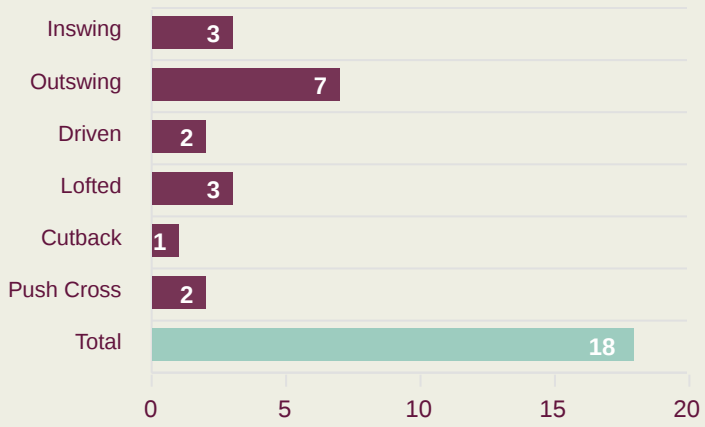

Cross Zones

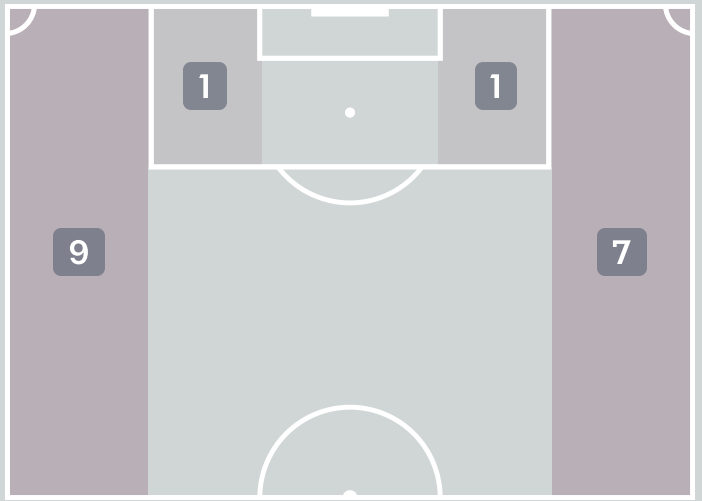

Attempted

18

Completed

4

Most Crosses Attempted

5

Mike ARANA

ATTACKING MIDFIELD LEFT

#	Player	Inswing	Outswing	Driven	Lofted	Cutback	Push Cross	Total Attempted
1	David PAZ	0	0	0	0	0	0	0
3	Alfredo RODRIGUEZ	2	1	0	0	0	0	3
4	Kevin GYAMFI	0	0	0	0	0	0	0
5	Denzel ARZU	0	0	0	0	0	0	0
7	Diego MATUTE	0	0	0	1	0	1	2
8	Darwin CRUZ	0	0	0	0	0	0	0
9	Jeremy RODRIGUEZ	0	0	0	0	0	0	0
10	Mike ARANA	0	3	1	1	0	0	5
13	Yago MATUTE	0	1	0	1	0	1	3
15	Christopher CONNOR	0	0	0	0	0	0	0
18	Yeiron ARZU	0	0	0	0	1	0	1
2	Kevin PEREZ	0	2	0	0	0	0	2
14	Jonathan CLAROS	1	0	0	0	0	0	1
16	Carlos LOPEZ	0	0	0	0	0	0	0
19	Milton MOYA	0	0	0	0	0	0	0
20	Eduardo ROMERO	0	0	1	0	0	0	1

Offering to Receive

Serbia

149
Total Offers Made

43
Total Offers Received

Most Offers
22
Ognjen MATANOVIC
RIGHT WINGER

88
Offers Made in Final Third

50
Offers Made in Middle Third

11
Offers Made in Defensive Third

Offers Made Inside Shape

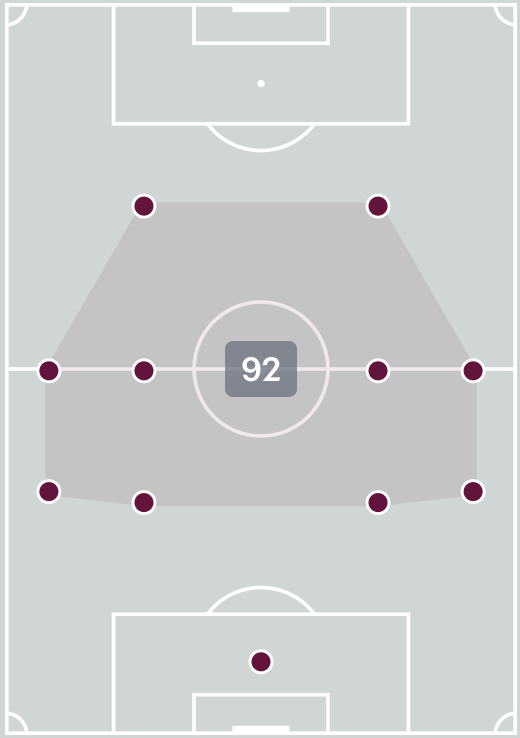

Offers Made Outside Shape

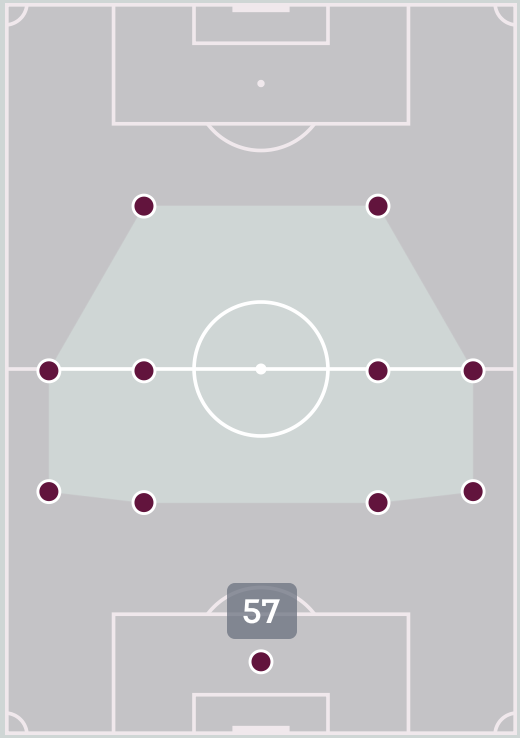

#	Player	Offers Made	Offers Received	% Made & Received
1	Savo RADANOVIC	0	0	0%
4	Dragan ANOKIC	18	9	50%
5	Strahinja BAUCAL	2	1	50%
6	Vojin MARINKOVIC	4	3	75%
7	Nebojsa GRUJIC	9	3	33.3%
8	Ognjen MATANOVIC	22	4	18.2%
10	Tadija COJIC	17	5	29.4%
17	Vukasin DAVIDOV	2	0	0%
18	Novak STEVANOVIC	14	4	28.6%
19	Danilo ZARKOVIC	16	2	12.5%
21	Matej STRIKA	15	4	26.7%
2	Filip DURIC	0	0	0%
9	David VAJAGIC	13	3	23.1%
15	Tadija SAMARDZIC	16	4	25%
16	Luka ANDRIJASEVIC	0	0	0%
20	Veljko PEJOVIC	1	1	100%

Offering to Receive

Honduras

177
Total Offers Made

61
Total Offers Received

Most Offers
46
Mike ARANA
ATTACKING MIDFIELD LEFT

86
Offers Made in Final Third

74
Offers Made in Middle Third

17
Offers Made in Defensive Third

Offers Made Inside Shape

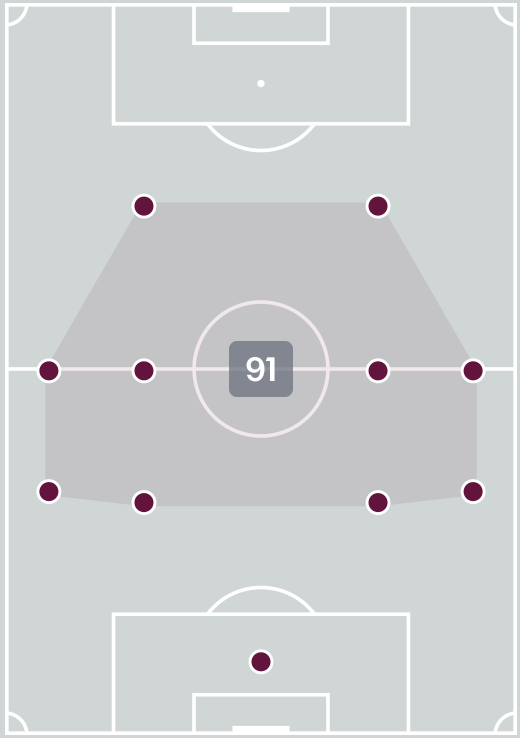

Offers Made Outside Shape

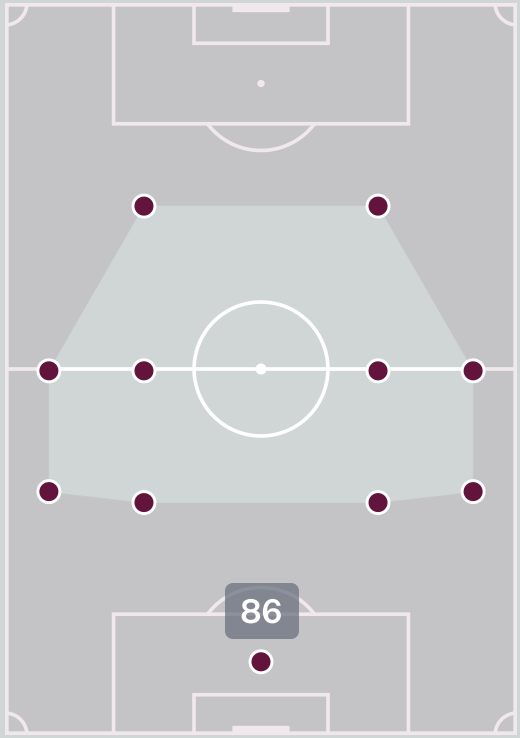

#	Player	Offers Made	Offers Received	% Made & Received
1	David PAZ	3	1	33.3%
3	Alfredo RODRIGUEZ	4	1	25%
4	Kevin GYAMFI	9	7	77.8%
5	Denzel ARZU	1	1	100%
7	Diego MATUTE	6	2	33.3%
8	Darwin CRUZ	20	8	40%
9	Jeremy RODRIGUEZ	18	2	11.1%
10	Mike ARANA	46	17	37%
13	Yago MATUTE	6	2	33.3%
15	Christopher CONNOR	4	3	75%
18	Yeiron ARZU	45	11	24.4%
2	Kevin PEREZ	1	0	0%
14	Jonathan CLAROS	2	1	50%
16	Carlos LOPEZ	2	1	50%
19	Milton MOYA	2	0	0%
20	Eduardo ROMERO	8	4	50%

Movement to Receive

Serbia

Movement Types by Phase

Final Third Phase

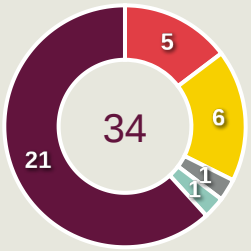

Progression Phase

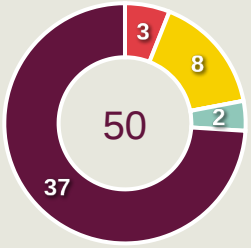

Build Up Phase

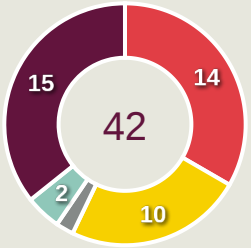

All Movement Types

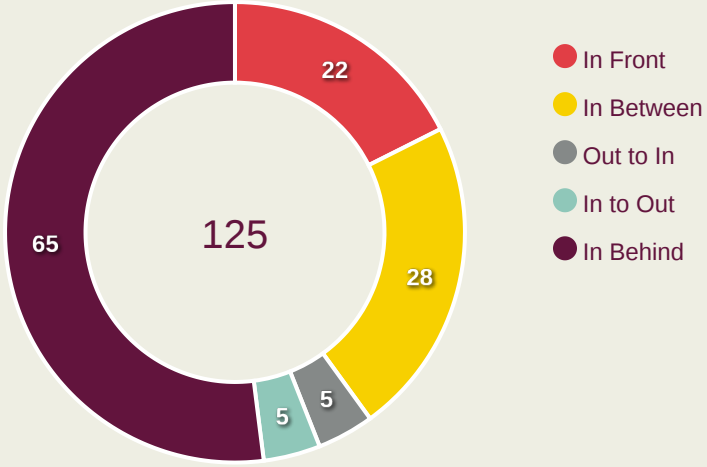

Top Ranked Players

Type	Player	Movements
In Front	4 Dragan ANOKIC	9
In Between	4 Dragan ANOKIC	8
Out to In	18 Novak STEVANOVIC	2
In to Out	18 Novak STEVANOVIC	2
In Behind	19 Danilo ZARKOVIC	16

Movement Types Pitch Third

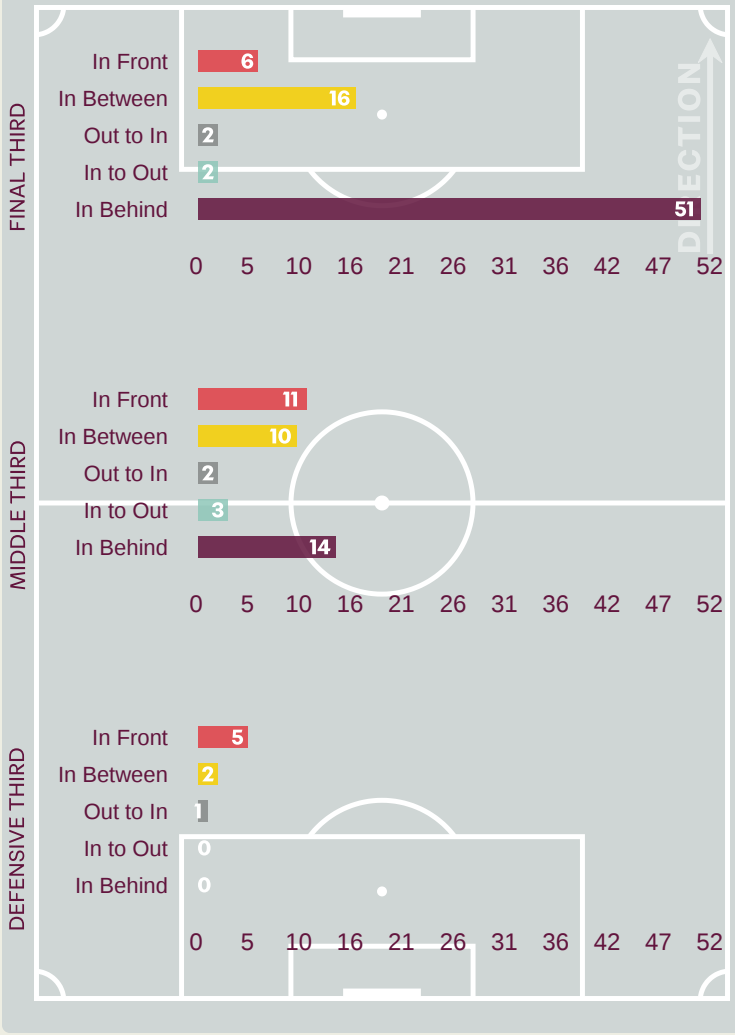

Movement to Receive

Honduras

Movement Types by Phase

Final Third Phase

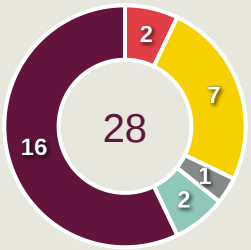

Progression Phase

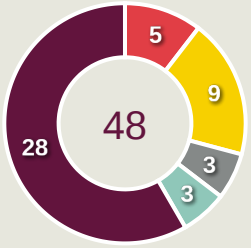

Build Up Phase

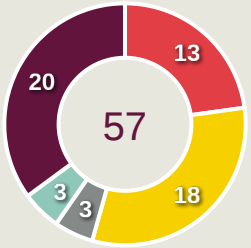

All Movement Types

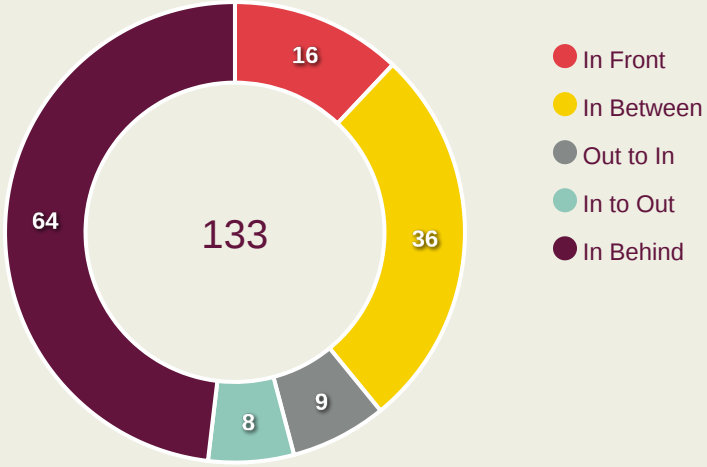

Top Ranked Players

Type	Player	Movements
In Front	18 Yeiron ARZU	6
In Between	18 Yeiron ARZU	11
Out to In	10 Mike ARANA	3
In to Out	18 Yeiron ARZU	3
In Behind	18 Yeiron ARZU	19

Movement Types Pitch Third

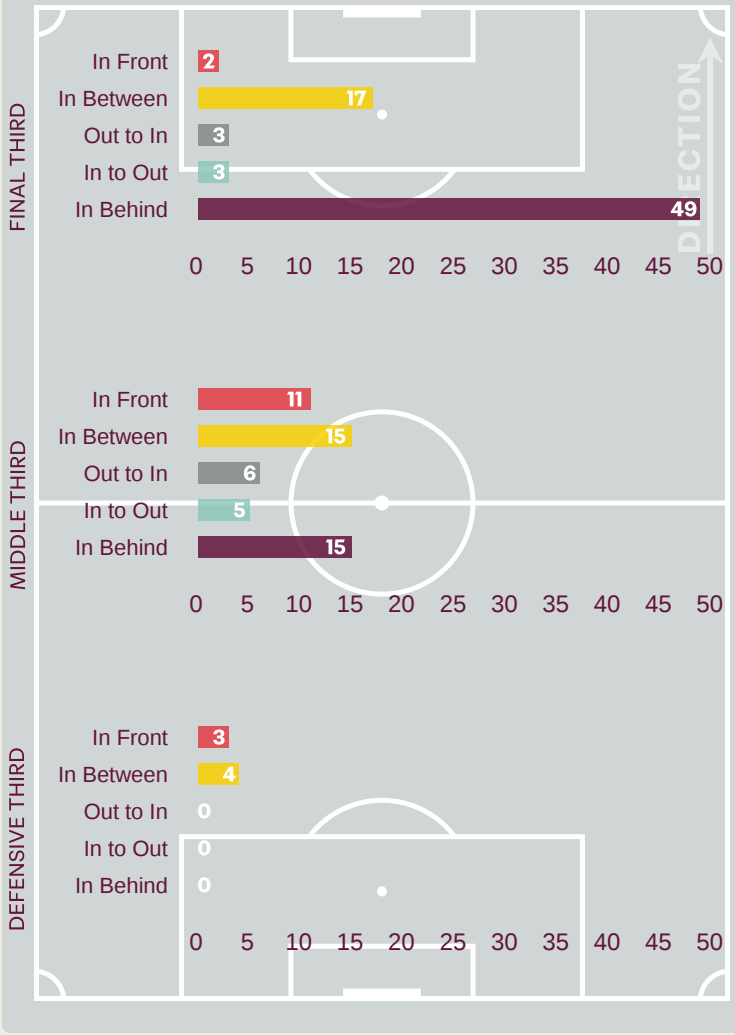

OUT OF POSSESSION




Serbia v Honduras

Defensive Actions

Serbia

37	46	4	49	1.84
Forced Turnovers	Possession Regained	Interceptions	Tackles	Possession Actions / Defensive Action

Forced Turnovers

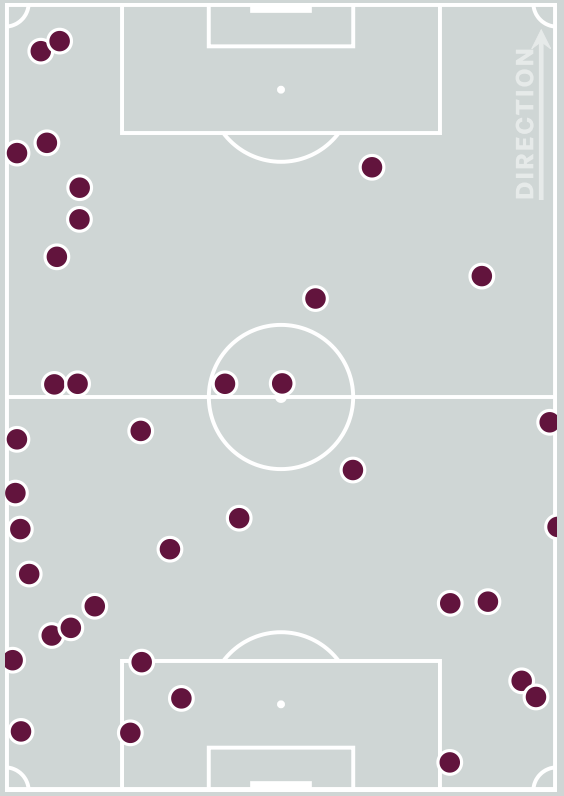

Possession Regain

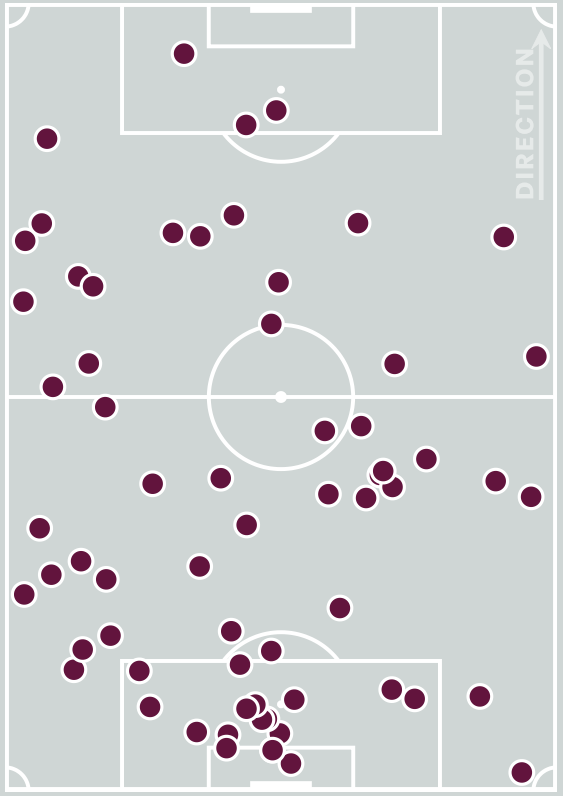

Blocks

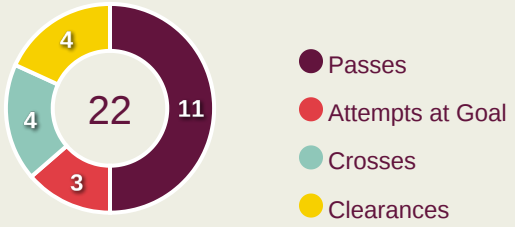

Possession Contests

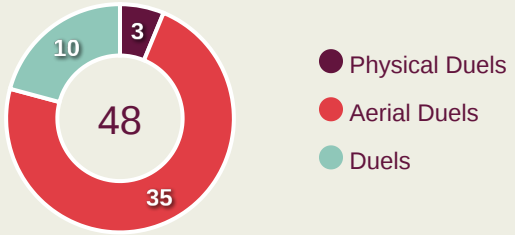

Most Possession Regains

8

Matej STRIKA
LEFT BACK

#	Player	Total Possession Regains
1	Savo RADANOVIC	2
4	Dragan ANOKIC	5
5	Strahinja BAUCAL	3
6	Vojin MARINKOVIC	1
7	Nebojsa GRUJIC	2
8	Ognjen MATANOVIC	3
10	Tadija COJIC	3
17	Vukasin DAVIDOV	6
18	Novak STEVANOVIC	5
19	Danilo ZARKOVIC	1
21	Matej STRIKA	8
2	Filip DURIC	1
9	David VAJAGIC	0
15	Tadija SAMARDZIC	3
16	Luka ANDRIJASEVIC	2
20	Veljko PEJOVIC	1

Defensive Actions

Honduras

36	47	8	34	4.43
Forced Turnovers	Possession Regained	Interceptions	Tackles	Possession Actions / Defensive Action

Forced Turnovers

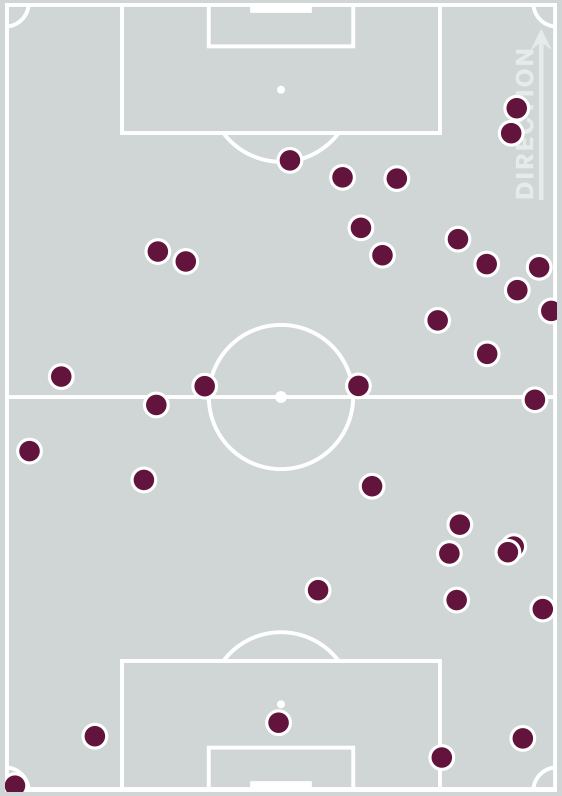

Possession Regain

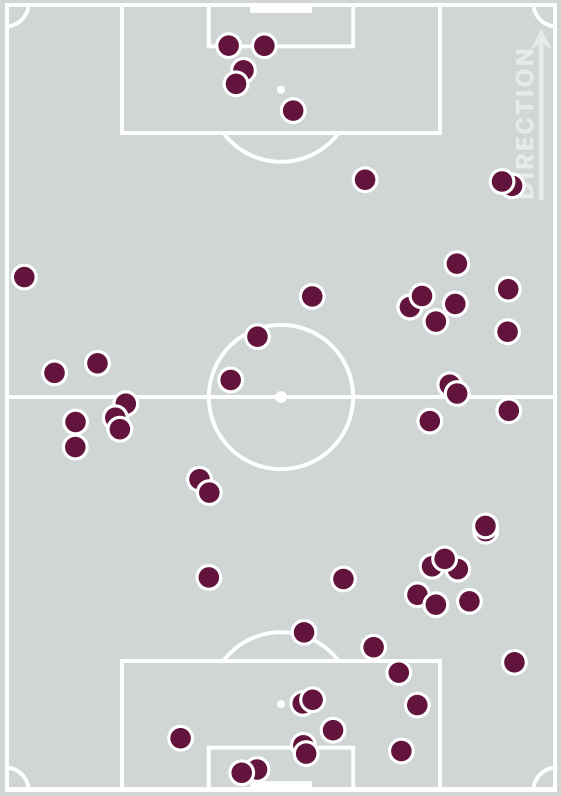

Blocks

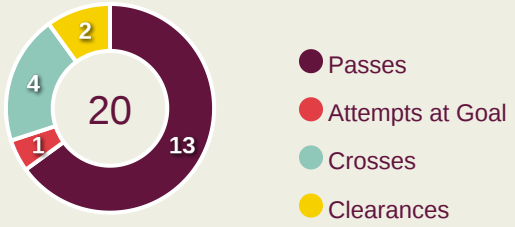

Possession Contests

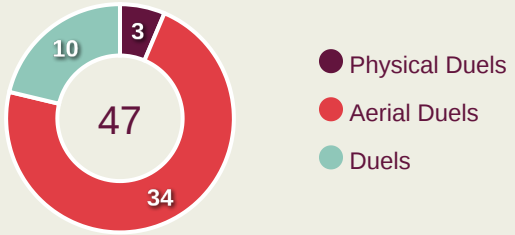

Most Possession Regains

7

Yago MATUTE
RIGHT BACK

#	Player	Total Possession Regains
1	David PAZ	6
3	Alfredo RODRIGUEZ	4
4	Kevin GYAMFI	3
5	Denzel ARZU	4
7	Diego MATUTE	4
8	Darwin CRUZ	1
9	Jeremy RODRIGUEZ	1
10	Mike ARANA	3
13	Yago MATUTE	7
15	Christopher CONNOR	2
18	Yeiron ARZU	3
2	Kevin PEREZ	7
14	Jonathan CLAROS	0
16	Carlos LOPEZ	1
19	Milton MOYA	0
20	Eduardo ROMERO	1

Defensive Line Height & Team Length

Serbia

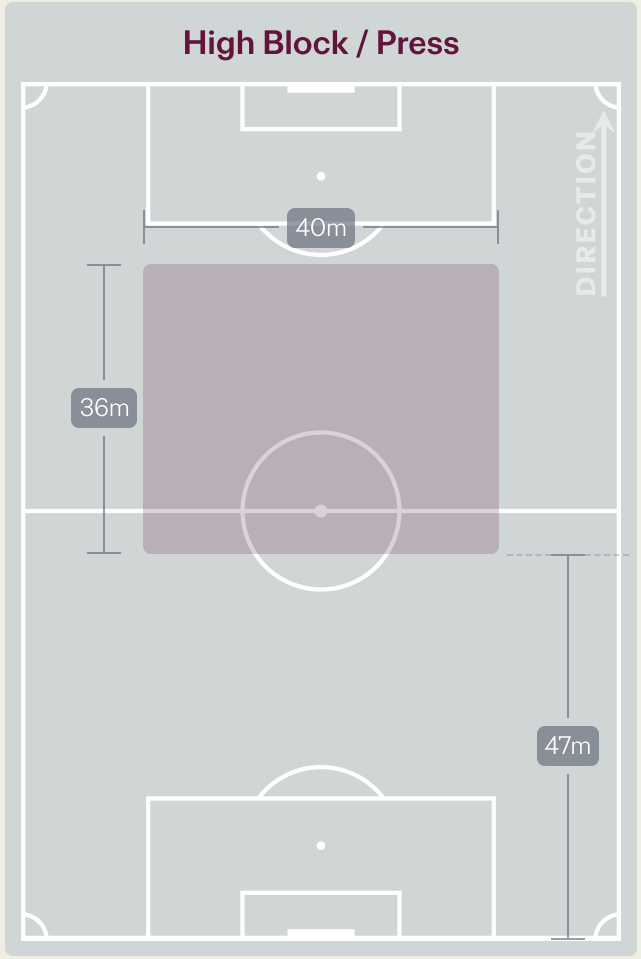

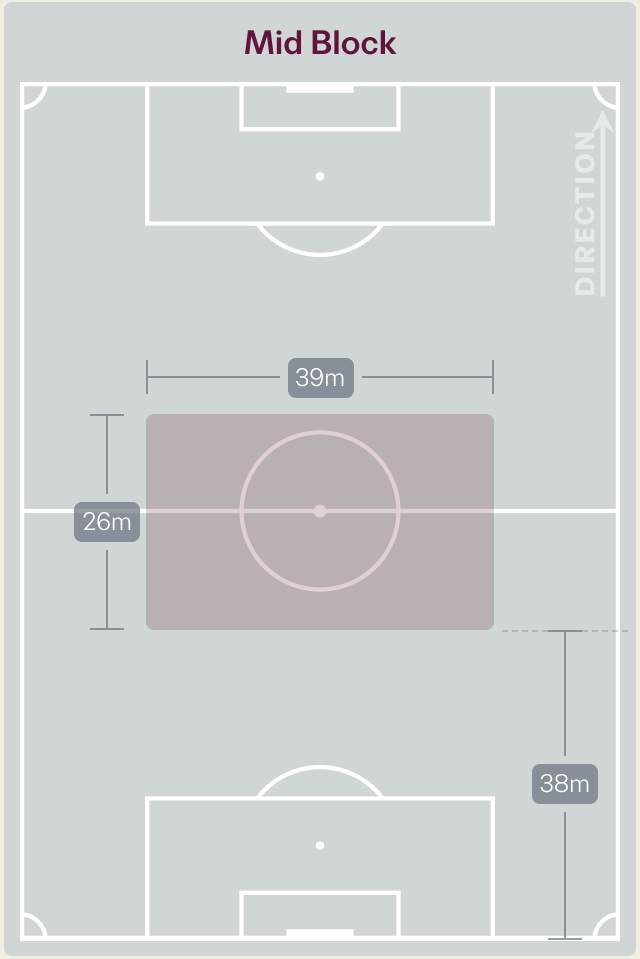

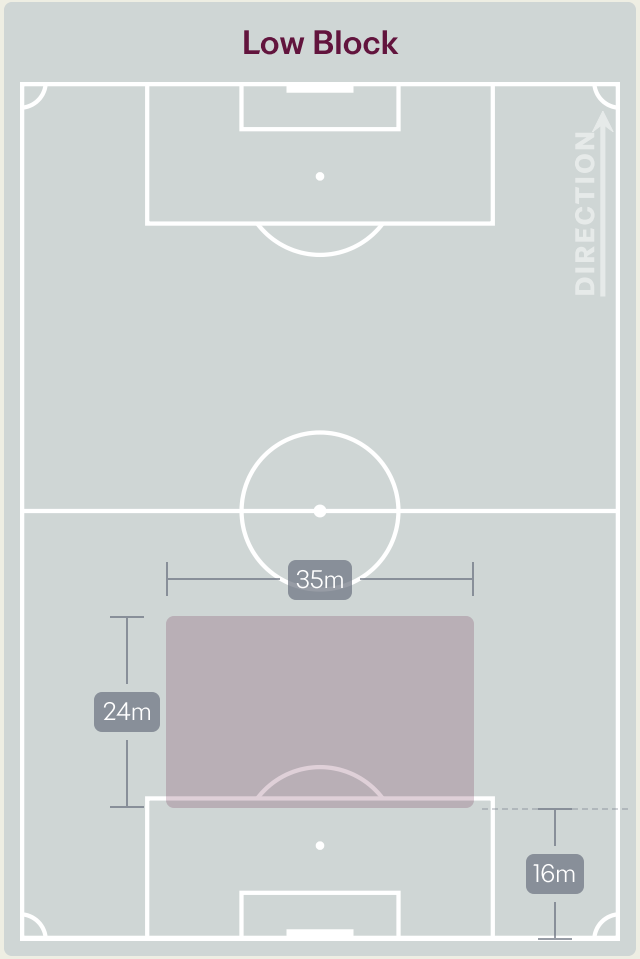

Defensive Line Height & Team Length

Honduras

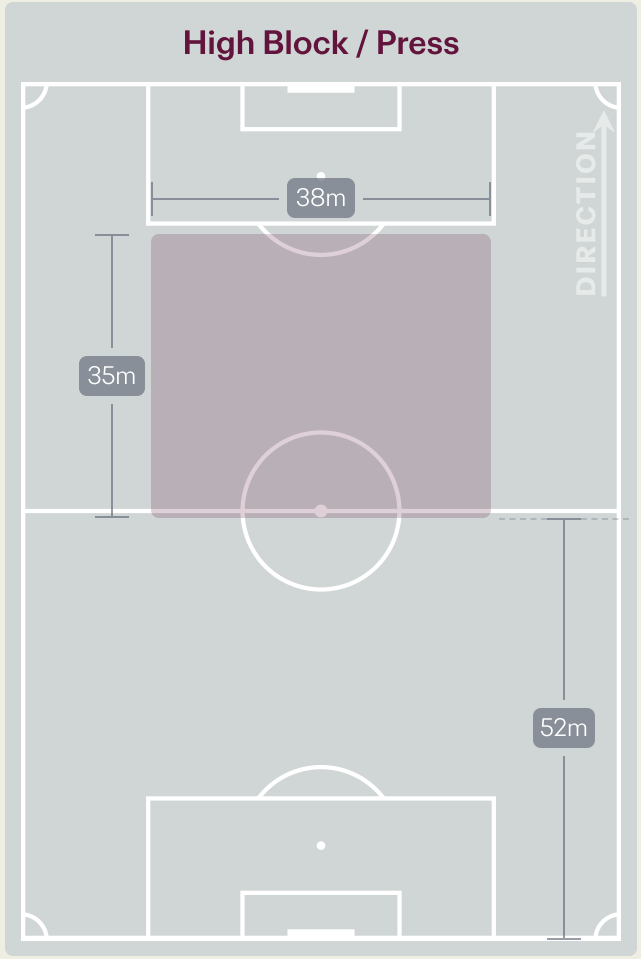

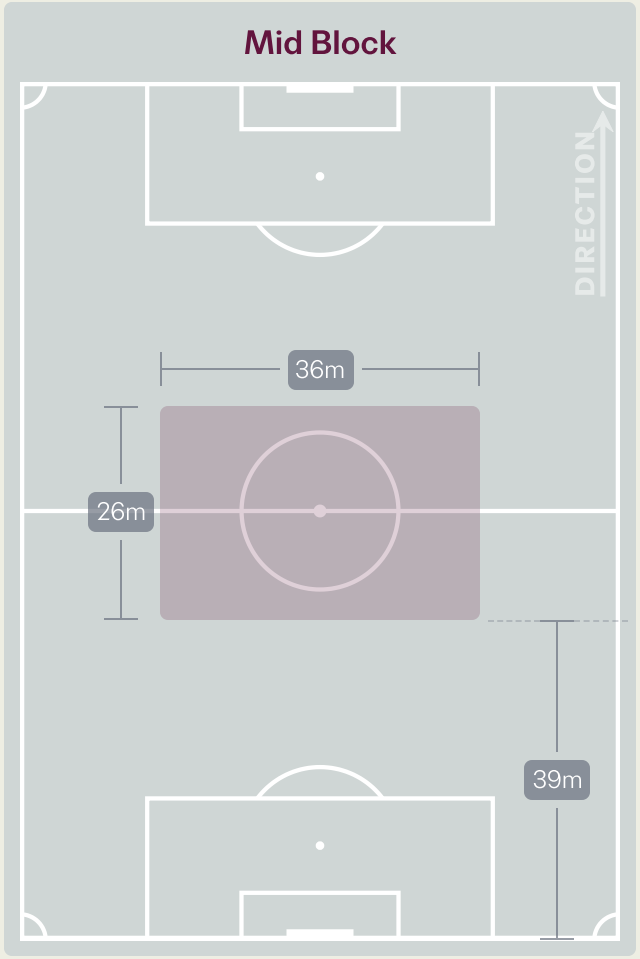

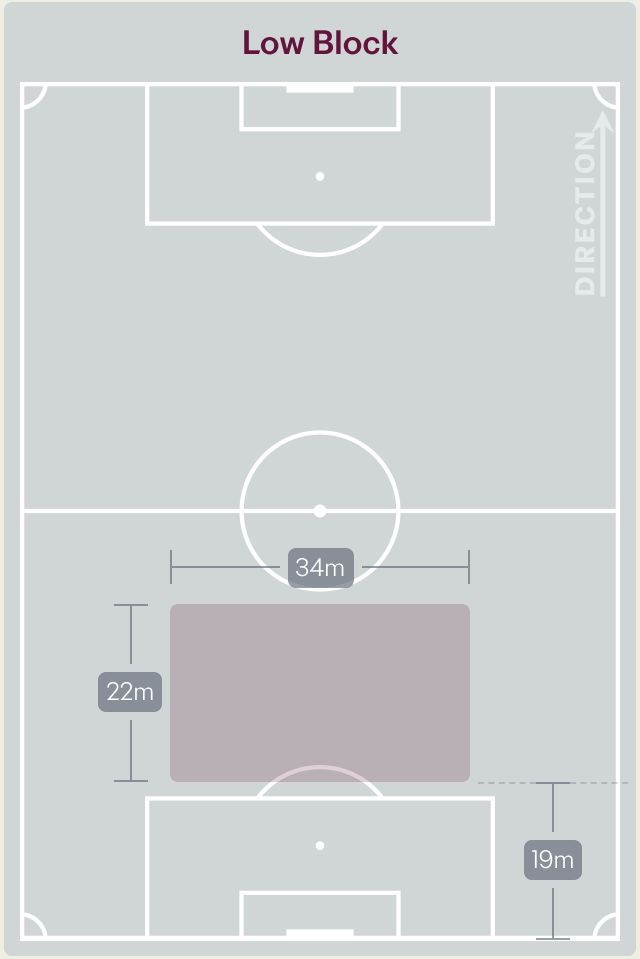

Defensive Pressure

Serbia

Honduras

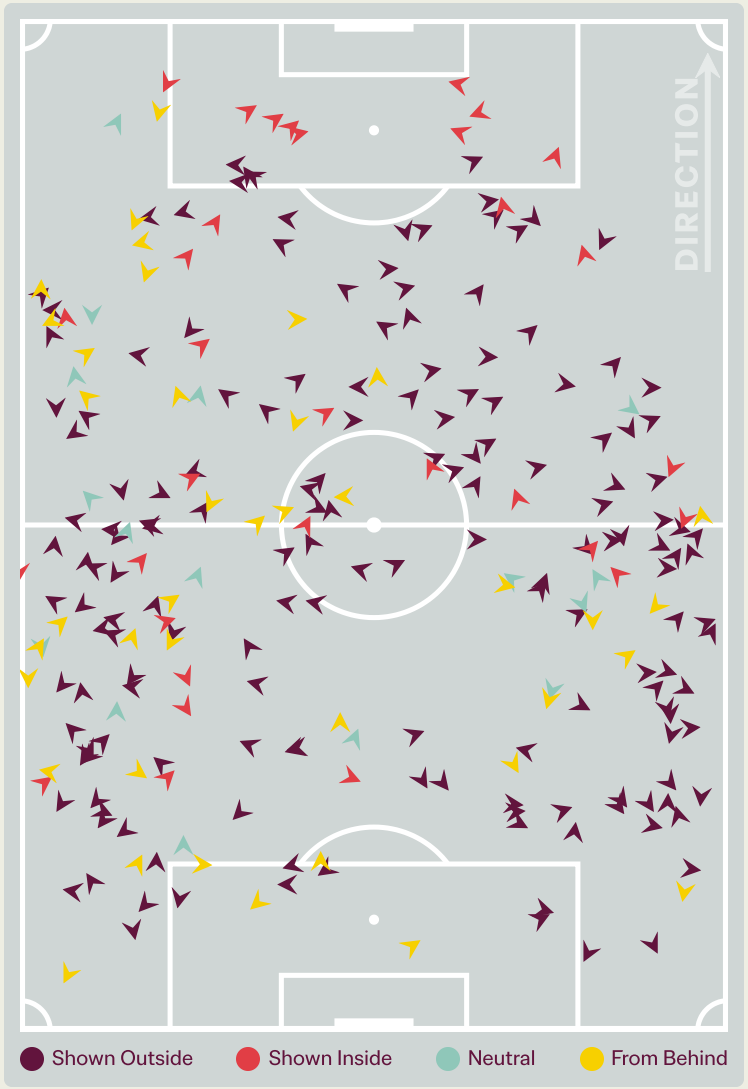

Serbia		Honduras
252	Total Pressures	170
60	Direct Pressures	30
1.51s	Avg Pressure Duration	1.6s
37	Forced Turnovers	36
13.52s	Ball Recovery Time	10.12s
140	Pushing on into Pressing	53
211	Pushing on	102
32	Pressing Direction Inside	37
165	Pressing Direction Outside	92

Most Direct Pressures

11

Matej STRIKA

LEFT BACK

Most Direct Pressures

6

Mike ARANA

ATTACKING MIDFIELD LEFT



GOALKEEPING




Serbia v Honduras

Goalkeeping Involvement

Serbia

Serbia GK Involvement Timeline

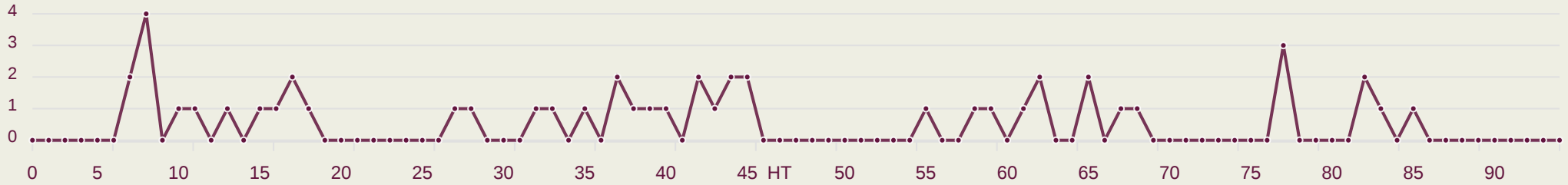

48

Total Involvements

Honduras

Honduras GK Involvement Timeline

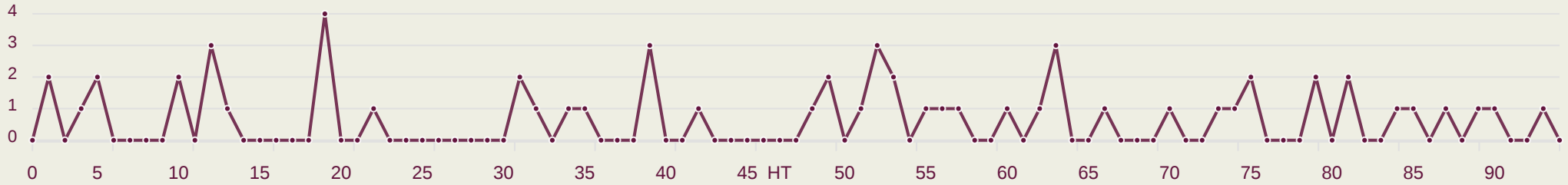

61

Total Involvements

Goalkeeping Distribution

Serbia

Kick from Feet

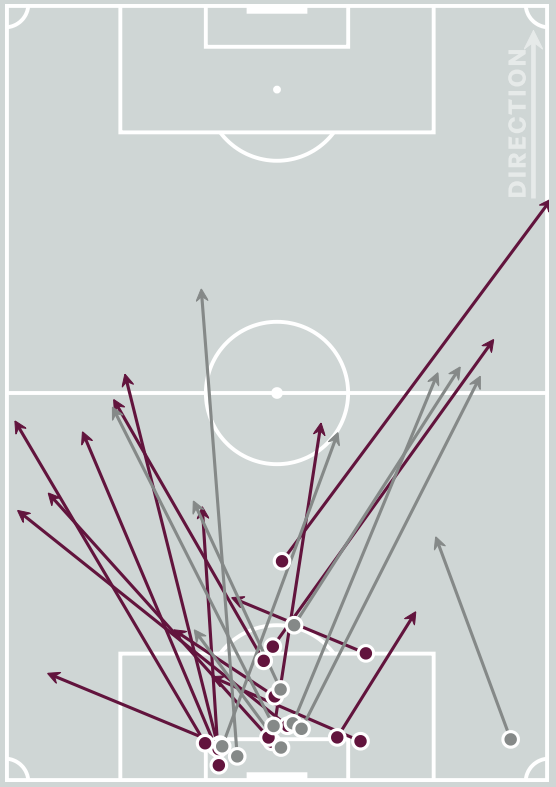

Complete Incomplete

- Play Onto
- Play Into
- Play Around
- Play Through
- Play Beyond
- Other

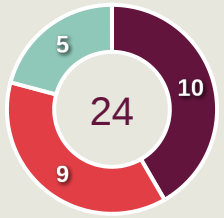

Kick from Hands

Complete Incomplete

- Side Kick
- From Hands
- Drop Kick

0

Throw Distribution

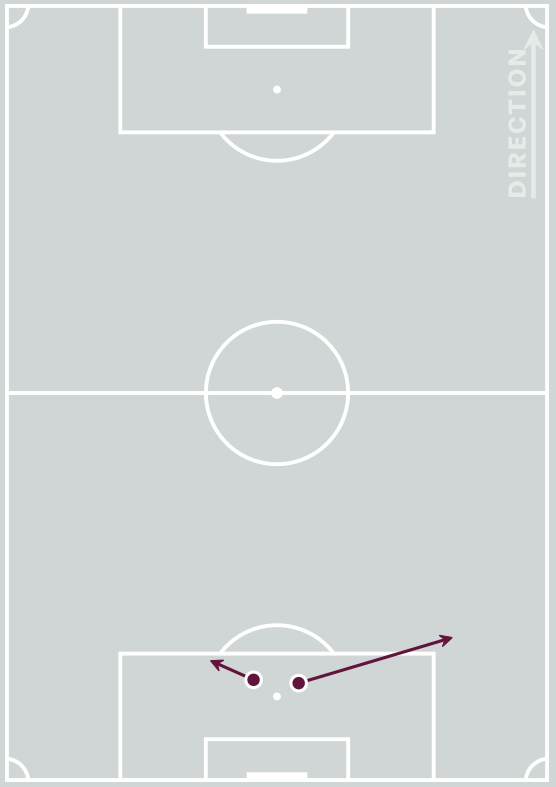

Complete Incomplete

- Over Arm
- Under Arm
- Side Arm
- Chest

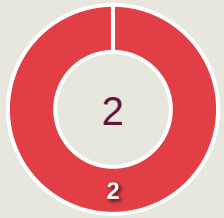

Total Distributions

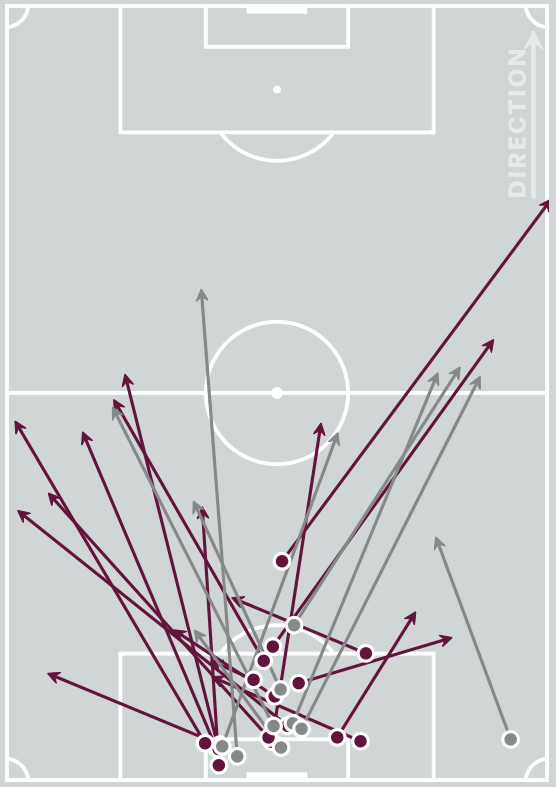

Complete Incomplete

16

Goalkeeper Line Breaks

Goalkeeping Distribution

Honduras

Kick from Feet

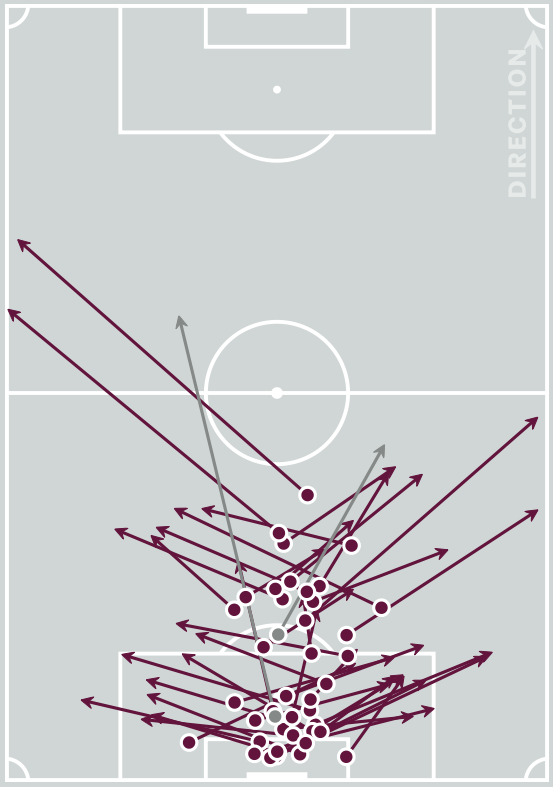

Complete Incomplete

- Play Onto
- Play Into
- Play Around
- Play Through
- Play Beyond
- Other

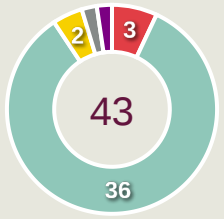

Kick from Hands

Complete Incomplete

- Side Kick
- From Hands
- Drop Kick

0

Throw Distribution

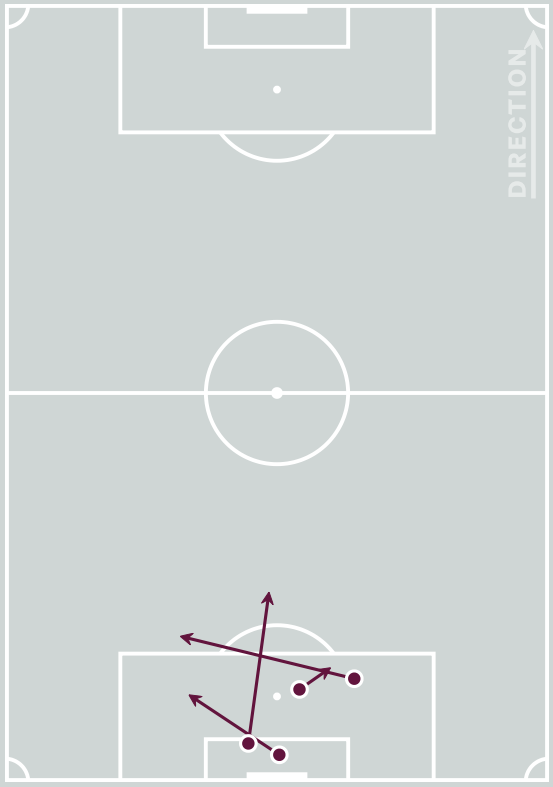

Complete Incomplete

- Over Arm
- Under Arm
- Side Arm
- Chest



Total Distributions

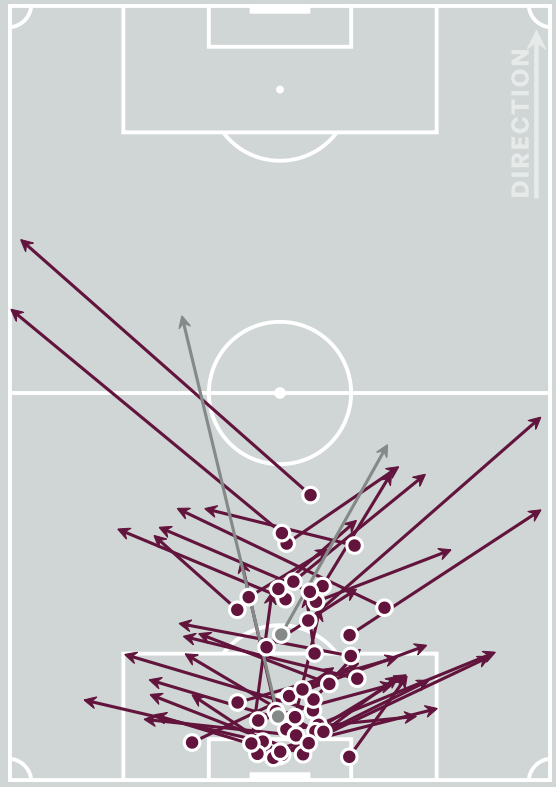

Complete Incomplete

6

Goalkeeper Line Breaks

Goal Prevention

Serbia

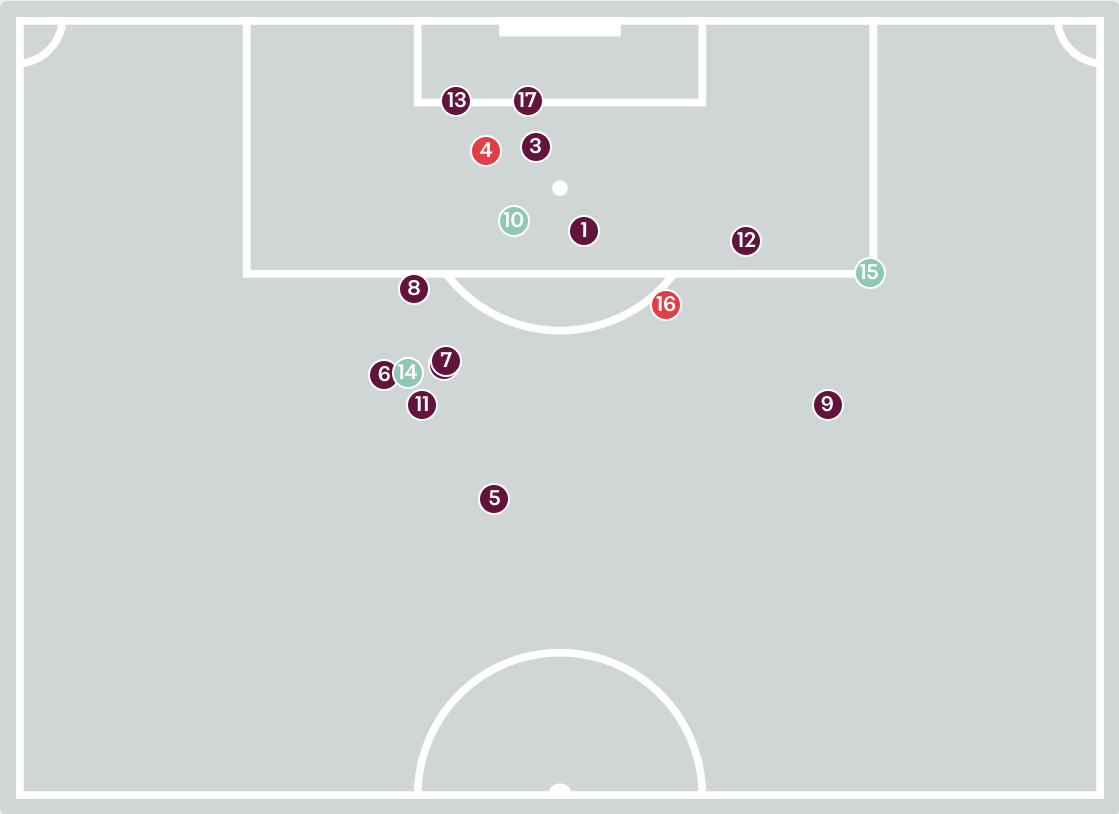

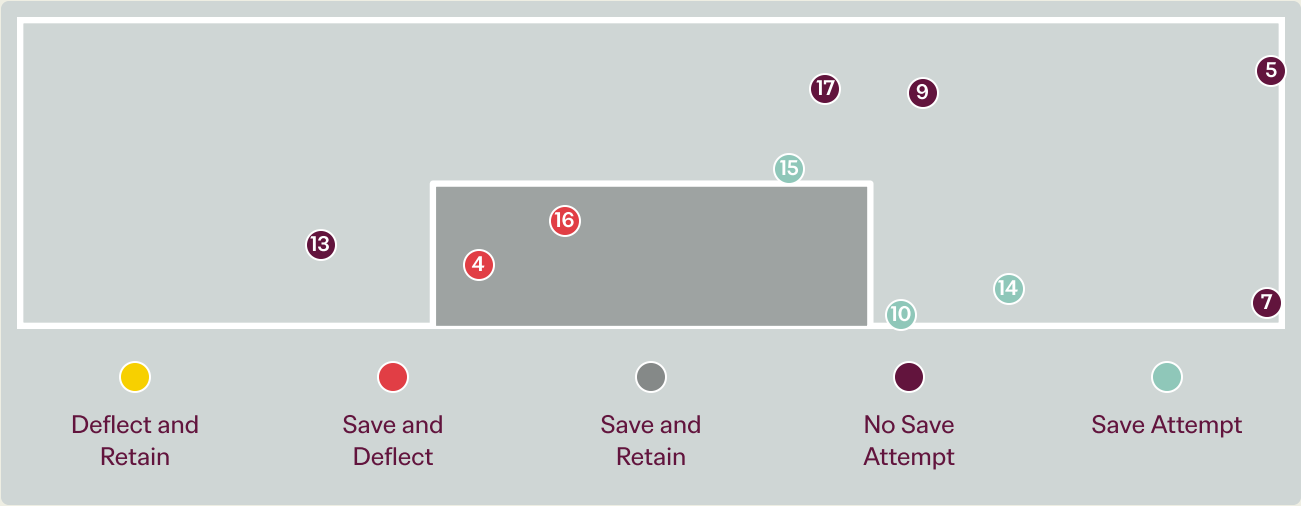

17

Total Attempts on Goal Faced

100

Save %

Intervention Type

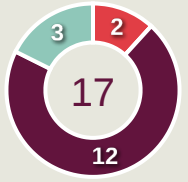

Intervention Body Type



Total Attempts on Goal Faced	Total Goal Interventions	Save & Retain	Deflect & Retain	Save & Deflect	Save Attempt	No Save Attempt
17	2	0	0	2	3	12

Goal Prevention

Honduras

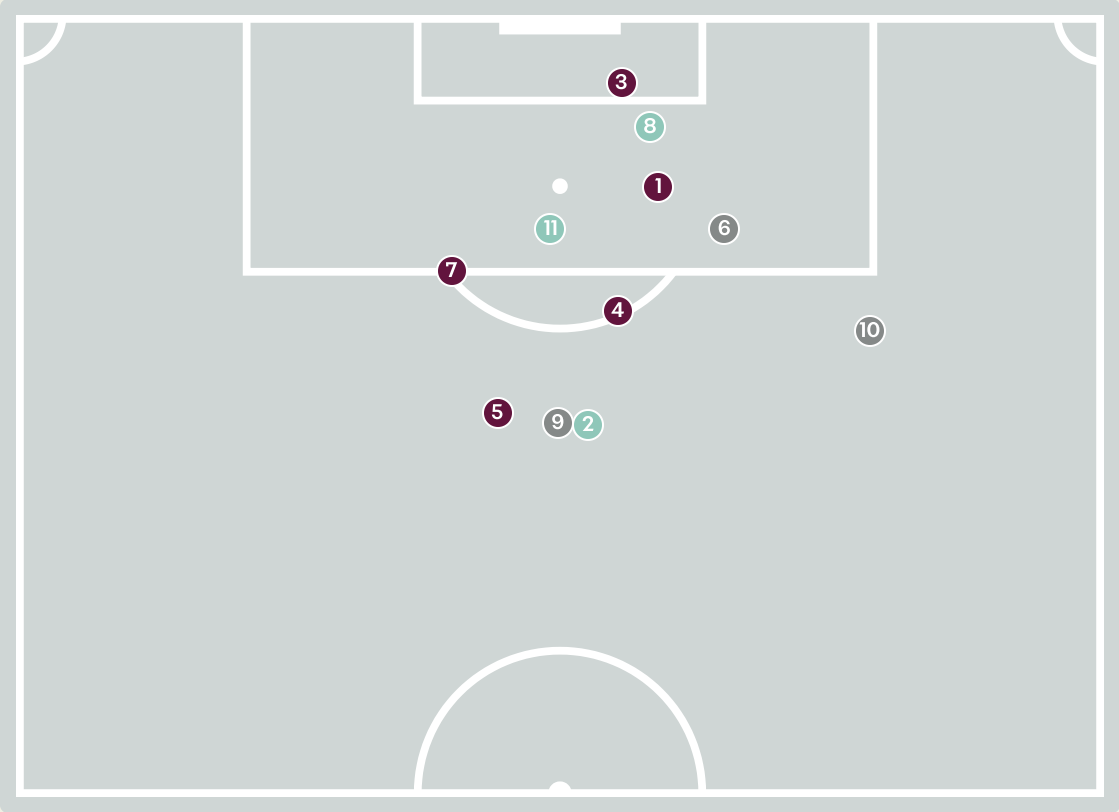

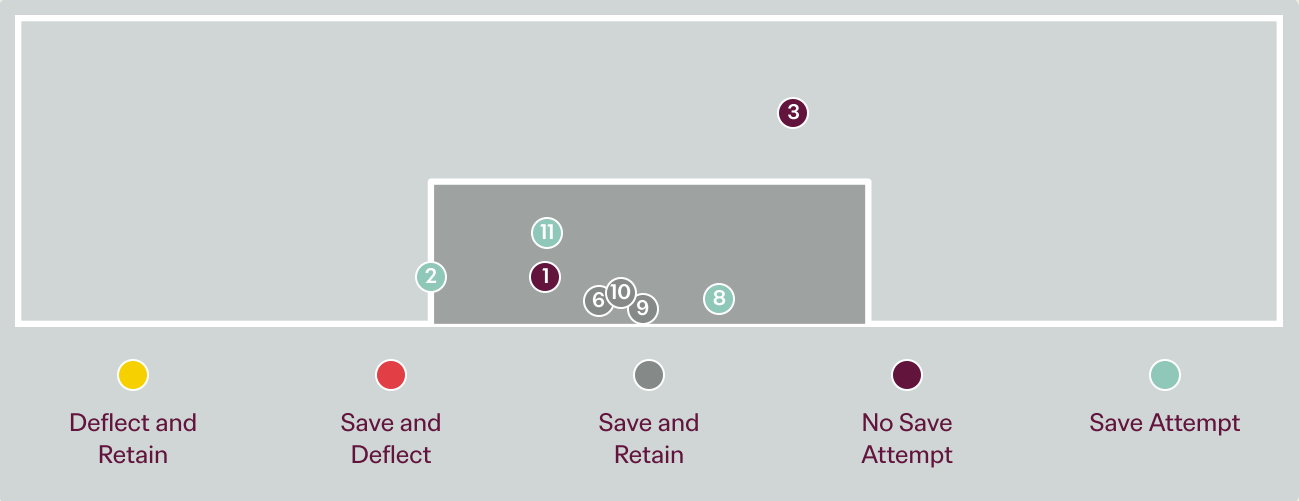

11

Total Attempts on Goal Faced

60

Save %

Intervention Type



Deflect & Retain · Save & Deflect · Save & Retain · No Save Attempt · Save Attempt

Intervention Body Type

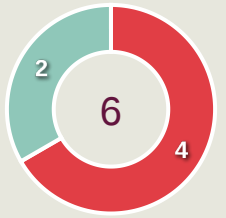

Head · Hands · Upper Body · Lower Body · Feet

Total Attempts on Goal Faced	Total Goal Interventions	Save & Retain	Deflect & Retain	Save & Deflect	Save Attempt	No Save Attempt
11	3	3	0	0	3	5

Aerial Control

Serbia

3
Total Interventions

1	1	0
Complete	Punches	Incomplete

1	1	0
Complete	Claims	Incomplete

1	1	0
Complete	Tipped/Palmed	Incomplete

Crosses Faced

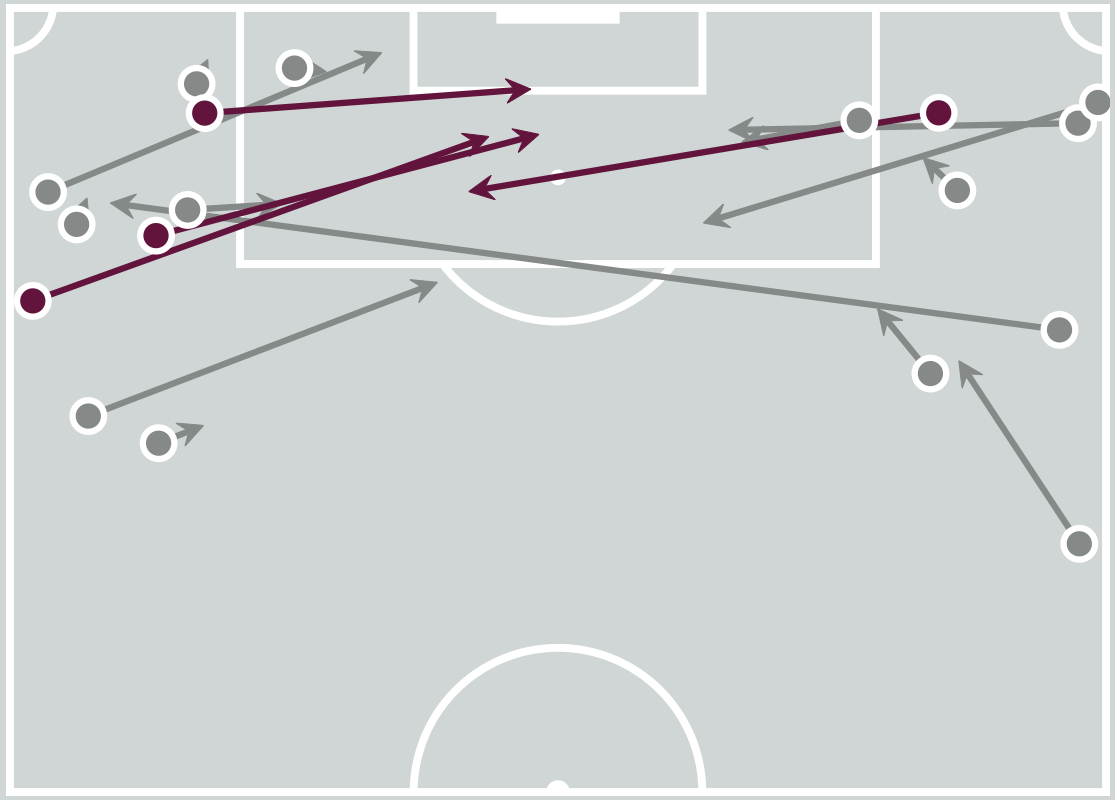

Delivery Types Faced

Total	In Swing	Out Swing	Driven	Lofted	Cutback	Push
30	6	15	2	4	1	2

Aerial Control

Honduras

2
Total Interventions

2	2	0
Complete	Punches	Incomplete

0	0	0
Complete	Claims	Incomplete

0	0	0
Complete	Tipped/Palmed	Incomplete

Crosses Faced

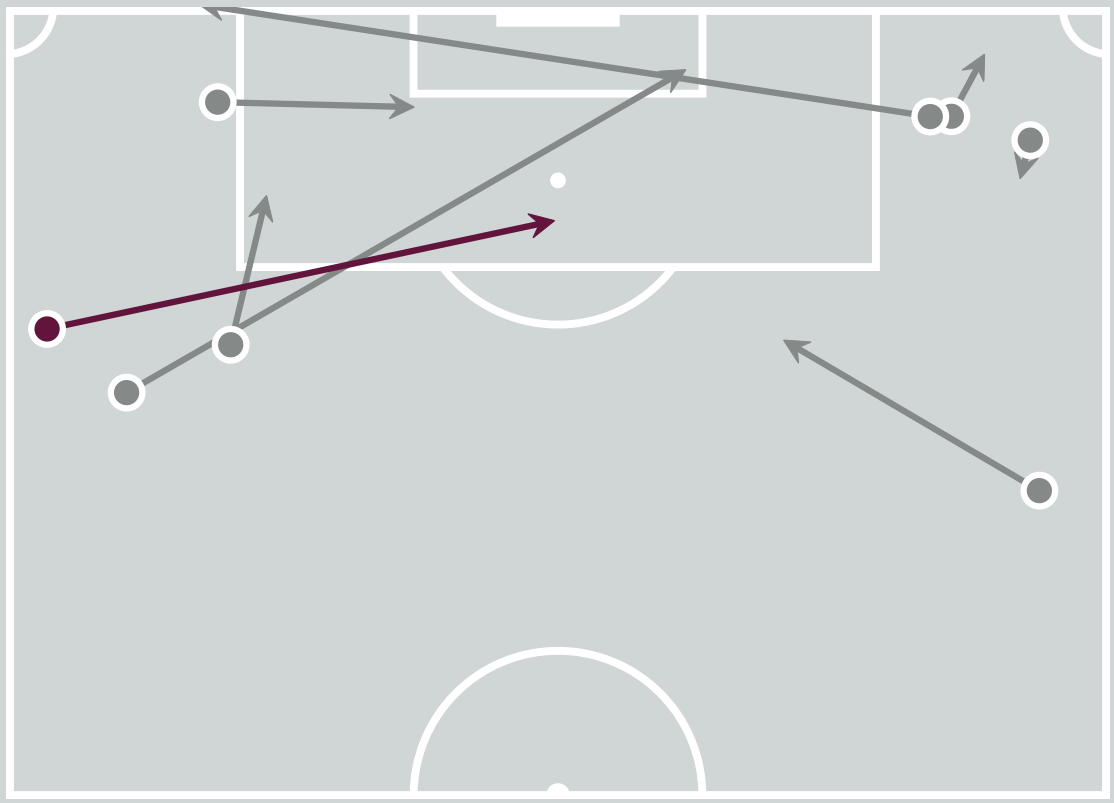

Delivery Types Faced

Total	In Swing	Out Swing	Driven	Lofted	Cutback	Push
11	4	4	1	0	0	2

FIFA U17 WORLD CUP QATAR 2026

SET PLAYS



Serbia v Honduras

Set Plays

Serbia

34
Total Set Plays

10
Total Free Kicks

0
Total Penalties

3
Total Corners

21
Total Throw Ins

Free Kicks	
Type	**Total**
Direct	10
Direct (on target)	0
Direct (off target)	0
Indirect	0

Corners			
Delivery Type	**From Left Side**	**From Right Side**	**Total**
Direct to Area	1	1	2
Short	0	1	1
Edge of Penalty Area	0	0	0

Corners	
Delivery Style	**Total**
Inswing	1
Outswing	0
Driven	0
Lofted	0

Set Plays

Honduras

53
Total Set Plays

21
Total Free Kicks

0
Total Penalties

8
Total Corners

24
Total Throw Ins

Free Kicks	
Type	**Total**
Direct	18
Direct (on target)	0
Direct (off target)	2
Indirect	3

Corners			
Delivery Type	**From Left Side**	**From Right Side**	**Total**
Direct to Area	6	2	8
Short	0	0	0
Edge of Penalty Area	0	0	0

Corners	
Delivery Style	**Total**
Inswing	2
Outswing	5
Driven	0
Lofted	1

INDIVIDUAL DATA IN POSSESSION




Serbia v Honduras

In Possession - Distributions

Serbia



#	Player	Passes Attempted	Passes Completed	Pass Completion %	Switches of Play	Crosses Attempted	Crosses Completed	Line Breaks Attempted	Line Breaks Completed	Line Break Completion %	Ball Progressions	Take Ons	Step Ins	Attempts at Goal	Goals
1	Savo RADANOVIC	26	17	65%	0	0	0	16	8	50%	0	0	0	0	0
4	Dragan ANOKIC	20	15	75%	1	0	0	4	3	75%	3	3	0	1	0
5	Strahinja BAUCAL	45	41	91%	0	0	0	10	7	70%	1	0	1	0	0
6	Vojin MARINKOVIC	43	38	88%	2	0	0	11	8	73%	0	0	0	0	0
7	Nebojsa GRUJIC	8	2	25%	0	1	0	5	1	20%	3	3	0	1	0
8	Ognjen MATANOVIC	19	15	79%	0	3	0	7	4	57%	4	4	0	0	0
10	Tadija COJIC	19	14	74%	0	2	0	2	1	50%	2	2	0	3	0
17	Vukasin DAVIDOV	24	20	83%	0	2	0	9	7	78%	5	2	3	0	0
18	Novak STEVANOVIC	19	16	84%	0	0	0	3	3	100%	3	3	0	2	0
19	Danilo ZARKOVIC	1	0	0%	0	0	0	1	0	0%	1	1	0	1	0
21	Matej STRIKA	28	21	75%	0	2	1	11	6	55%	1	1	0	0	0
2	Filip DURIC	9	7	78%	0	0	0	2	1	50%	0	0	0	0	0
9	David VAJAGIC	6	3	50%	0	0	0	2	1	50%	0	0	0	1	0
15	Tadija SAMARDZIC	9	3	33%	0	0	0	6	1	17%	2	2	0	2	2
16	Luka ANDRIJASEVIC	8	7	88%	2	0	0	3	3	100%	0	0	0	0	0
20	Veljko PEJOVIC	12	8	67%	0	1	0	2	1	50%	1	1	0	0	0

In Possession - Offers & Receptions

Serbia



			Offer movement types						
#	Player	Total Offers	In Front	In Between	Out to In	In to Out	In Behind	No Movement	Offers Received
1	Savo RADANOVIC	0	0	0	0	0	0	0	0
4	Dragan ANOKIC	18	9	8	0	0	0	1	9
5	Strahinja BAUCAL	2	0	0	0	0	1	1	1
6	Vojin MARINKOVIC	4	0	0	0	0	0	4	3
7	Nebojsa GRUJIC	9	0	0	1	0	3	5	3
8	Ognjen MATANOVIC	22	6	5	0	0	7	4	4
10	Tadija COJIC	17	2	5	1	0	9	0	5
17	Vukasin DAVIDOV	2	0	1	0	0	1	0	0
18	Novak STEVANOVIC	14	2	5	2	2	2	1	4
19	Danilo ZARKOVIC	16	0	0	0	0	16	0	2
21	Matej STRIKA	15	2	2	0	1	4	6	4
2	Filip DURIC	0	0	0	0	0	0	0	0
9	David VAJAGIC	13	0	1	1	1	10	0	3
15	Tadija SAMARDZIC	16	1	1	0	1	11	2	4
16	Luka ANDRIJASEVIC	0	0	0	0	0	0	0	0
20	Veljko PEJOVIC	1	0	0	0	0	1	0	1

In Possession - Distributions

Honduras

#	Player	Passes Attempted	Passes Completed	Pass Completion %	Switches of Play	Crosses Attempted	Crosses Completed	Line Breaks Attempted	Line Breaks Completed	Line Break Completion %	Ball Progressions	Take Ons	Step Ins	Attempts at Goal	Goals
1	David PAZ	47	45	96%	0	0	0	6	4	67%	0	0	0	0	0
3	Alfredo RODRIGUEZ	47	41	87%	0	7	1	18	13	72%	1	1	0	3	0
4	Kevin GYAMFI	86	82	95%	2	0	0	20	17	85%	1	0	1	0	0
5	Denzel ARZU	72	63	88%	1	0	0	20	13	65%	2	1	1	0	0
7	Diego MATUTE	21	20	95%	1	3	0	5	3	60%	9	9	0	2	0
8	Darwin CRUZ	29	22	76%	1	2	0	12	9	75%	7	5	2	1	0
9	Jeremy RODRIGUEZ	15	12	80%	0	0	0	1	0	0%	1	1	0	3	0
10	Mike ARANA	26	18	69%	0	10	2	21	12	57%	19	16	3	5	0
13	Yago MATUTE	35	30	86%	0	3	1	6	6	100%	1	1	0	0	0
15	Christopher CONNOR	19	14	74%	1	0	0	8	6	75%	0	0	0	1	0
18	Yeiron ARZU	16	16	100%	0	1	0	3	3	100%	0	0	0	2	0
2	Kevin PEREZ	19	13	68%	0	2	0	3	3	100%	1	1	0	0	0
14	Jonathan CLAROS	10	7	70%	0	1	0	6	3	50%	2	2	0	0	0
16	Carlos LOPEZ	11	6	55%	0	0	0	6	2	33%	1	1	0	0	0
19	Milton MOYA	1	1	100%	0	0	0	0	0	0%	1	1	0	0	0
20	Eduardo ROMERO	7	5	71%	0	1	1	2	2	100%	0	0	0	0	0

In Possession - Offers & Receptions

Honduras

			Offer movement types						
#	Player	Total Offers	In Front	In Between	Out to In	In to Out	In Behind	No Movement	Offers Received
1	David PAZ	3	0	0	0	0	0	3	1
3	Alfredo RODRIGUEZ	4	1	0	0	0	2	1	1
4	Kevin GYAMFI	9	2	0	0	0	0	7	7
5	Denzel ARZU	1	0	0	0	0	0	1	1
7	Diego MATUTE	6	0	0	2	0	2	2	2
8	Darwin CRUZ	20	3	5	1	1	7	3	8
9	Jeremy RODRIGUEZ	18	0	9	0	2	7	0	2
10	Mike ARANA	46	0	5	3	1	17	20	17
13	Yago MATUTE	6	1	0	1	1	2	1	2
15	Christopher CONNOR	4	1	3	0	0	0	0	3
18	Yeiron ARZU	45	6	11	2	3	19	4	11
2	Kevin PEREZ	1	0	0	0	0	1	0	0
14	Jonathan CLAROS	2	0	1	0	0	1	0	1
16	Carlos LOPEZ	2	0	2	0	0	0	0	1
19	Milton MOYA	2	0	0	0	0	2	0	0
20	Eduardo ROMERO	8	2	0	0	0	4	2	4

INDIVIDUAL DATA
OUT OF POSSESSION




Serbia v Honduras

Out of Possession

Serbia



#	Player	Tackles Made / Won	Blocks	Interceptions	Pressing Direct	Pressing Indirect	Duels Won - Aerial	Duels Won - Physical	Possession Contests won	Clearances	Loose Ball Receptions	Pushing On	Pushing On into Pressing	Possession Regains	Possession Interrupted
1	Savo RADANOVIC	0 / 0	0	0	0	0	0	0	0	0	2	0	0	2	0
4	Dragan ANOKIC	7 / 1	2	1	4	12	1	0	3	4	4	14	9	5	2
5	Strahinja BAUCAL	3 / 0	2	0	1	4	3	0	5	11	7	8	1	3	6
6	Vojin MARINKOVIC	2 / 0	0	0	3	1	3	0	3	6	2	0	0	1	1
7	Nebojsa GRUJIC	3 / 0	2	0	5	21	1	0	1	0	4	20	16	2	1
8	Ognjen MATANOVIC	6 / 0	2	1	6	15	1	0	1	1	0	15	10	3	3
10	Tadija COJIC	3 / 1	3	1	8	33	1	0	1	1	7	24	22	3	4
17	Vukasin DAVIDOV	4 / 1	5	1	4	16	3	0	3	9	5	22	15	6	9
18	Novak STEVANOVIC	2 / 1	2	0	4	3	1	0	3	1	9	4	1	5	0
19	Danilo ZARKOVIC	2 / 0	0	0	1	27	0	0	0	2	1	33	24	1	3
21	Matej STRIKA	10 / 4	2	0	11	16	0	0	0	11	3	29	15	8	9
2	Filip DURIC	0 / 0	0	0	1	5	0	0	0	2	0	6	4	1	2
9	David VAJAGIC	0 / 0	0	0	1	12	2	3	5	0	2	12	11	0	0
15	Tadija SAMARDZIC	4 / 2	2	0	7	15	3	0	4	2	3	15	8	3	4
16	Luka ANDRIJASEVIC	2 / 2	0	0	2	4	0	0	0	0	2	1	0	2	0
20	Veljko PEJOVIC	1 / 1	0	0	2	8	0	0	0	1	4	8	4	1	1

Out of Possession

Honduras



#	Player	Tackles Made / Won	Blocks	Interceptions	Pressing Direct	Pressing Indirect	Duels Won - Aerial	Duels Won - Physical	Possession Contests won	Clearances	Loose Ball Receptions	Pushing On	Pushing On into Pressing	Possession Regains	Possession Interrupted
1	David PAZ	0 / 0	0	0	0	0	0	0	0	0	6	0	0	6	0
3	Alfredo RODRIGUEZ	4 / 1	3	1	2	11	2	0	2	3	12	7	5	4	4
4	Kevin GYAMFI	2 / 0	2	1	2	5	0	0	0	1	4	5	2	3	3
5	Denzel ARZU	1 / 1	6	0	0	4	2	0	2	9	6	5	3	4	10
7	Diego MATUTE	2 / 1	2	1	3	14	0	0	2	0	5	12	9	4	0
8	Darwin CRUZ	2 / 1	3	0	1	12	1	0	1	1	10	15	6	1	2
9	Jeremy RODRIGUEZ	4 / 0	1	0	5	26	2	0	2	1	4	10	4	1	2
10	Mike ARANA	6 / 2	0	1	6	19	1	0	1	2	5	9	5	3	3
13	Yago MATUTE	6 / 2	2	1	2	1	1	0	1	2	3	6	2	7	3
15	Christopher CONNOR	2 / 1	0	1	1	4	0	0	0	2	5	2	0	2	2
18	Yeiron ARZU	0 / 0	1	1	1	31	1	0	2	0	2	21	12	3	1
2	Kevin PEREZ	2 / 2	1	0	4	2	1	0	1	3	5	3	2	7	0
14	Jonathan CLAROS	2 / 0	1	0	2	6	0	0	0	0	5	2	0	0	1
16	Carlos LOPEZ	1 / 0	0	0	1	0	0	0	0	1	1	3	1	1	0
19	Milton MOYA	0 / 0	0	0	0	3	0	0	0	0	1	1	1	0	0
20	Eduardo ROMERO	0 / 0	0	1	0	2	0	0	0	0	0	1	1	1	0

INDIVIDUAL DATA
PHYSICAL




Serbia v Honduras

Physical Data

Serbia



#	Player	Total Distance (m)	Zone 1: 0-7 km/h (m)	Zone 2: 7-15 km/h (m)	Zone 3: 15-20 km/h (m)	Zone 4: 20-25 km/h (m)	Zone 5: 25+ km/h (m)	High Speed Runs (Zone 3)	Sprints (Zone 4 & 5)	Top Speed (km/h)
1	Savo RADANOVIC	4728.8	3830.1	887.5	11.1	0	0	1.0	0	20.1
4	Dragan ANOKIC	8781.0	2826.3	4373.8	1300.9	239.5	40.5	109.0	18.0	27.4
5	Strahinja BAUCAL	9289.6	3467.0	4462.4	941.2	377.2	41.8	85.0	32.0	29.7
6	Vojin MARINKOVIC	9630.2	3749.7	4756.2	979.3	138.9	6.0	90.0	13.0	28.0
7	Nebojsa GRUJIC	4954.8	1934.8	2233.7	589.9	168.5	27.9	55.0	13.0	28.7
8	Ognjen MATANOVIC	7425.5	2989.8	3057.0	949.9	299.3	129.5	90.0	26.0	30.9
10	Tadija COJIC	11663.1	3535.5	5336.6	1843.2	751.6	196.3	172.0	55.0	29.7
17	Vukasin DAVIDOV	8577.7	3129.4	4059.0	845.6	389.9	153.8	78.0	27.0	29.6
18	Novak STEVANOVIC	11413.4	3449.4	5804.7	1756.8	345.1	57.4	154.0	26.0	27.7
19	Danilo ZARKOVIC	7016.4	2407.2	3259.3	871.7	359.4	118.8	81.0	31.0	33.5
21	Matej STRIKA	10311.4	3412.2	5334.9	1044.7	322.5	197.1	101.0	25.0	33.6
2	Filip DURIC	1699.9	539.2	859.9	249.7	46.0	5.1	22.0	4.0	25.8
9	David VAJAGIC	4261.4	1374.5	1799.8	632.6	309.6	144.8	56.0	22.0	30.9
15	Tadija SAMARDZIC	5133.1	2063.5	1847.0	692.1	375.4	155.1	59.0	27.0	34.1
16	Luka ANDRIJASEVIC	2608.8	775.8	1247.9	375.4	172.0	37.7	30.0	13.0	28.8
20	Veljko PEJOVIC	2655.2	919.5	1066.5	441.6	201.3	26.4	41.0	12.0	28.9

Physical Data

Honduras



#	Player	Total Distance (m)	Zone 1: 0-7 km/h (m)	Zone 2: 7-15 km/h (m)	Zone 3: 15-20 km/h (m)	Zone 4: 20-25 km/h (m)	Zone 5: 25+ km/h (m)	High Speed Runs (Zone 3)	Sprints (Zone 4 & 5)	Top Speed (km/h)
1	David PAZ	4901.2	3615.2	1179.0	98.0	9.1	0	10.0	1.0	23.8
3	Alfredo RODRIGUEZ	9668.5	3771.8	3919.9	1358.3	422.8	195.7	120.0	37.0	32.2
4	Kevin GYAMFI	10130.3	3565.5	4779.0	1154.8	415.7	215.3	108.0	31.0	30.6
5	Denzel ARZU	9249.7	4244.0	3344.6	1146.8	416.0	98.3	101.0	26.0	32.2
7	Diego MATUTE	7544.3	2529.5	3633.5	1159.2	209.3	12.8	100.0	17.0	26.1
8	Darwin CRUZ	10926.7	3704.5	4863.4	1531.2	672.4	155.2	142.0	53.0	31.9
9	Jeremy RODRIGUEZ	8706.4	3094.5	4074.6	1075.1	390.4	71.9	106.0	34.0	28.8
10	Mike ARANA	9477.6	3865.3	3740.0	1089.7	537.7	244.9	103.0	42.0	29.6
13	Yago MATUTE	5888.6	2214.7	2776.5	634.1	202.4	60.9	55.0	17.0	29.8
15	Christopher CONNOR	6571.3	2338.1	3202.6	811.1	193.3	26.1	80.0	15.0	27.3
18	Yeiron ARZU	8249.5	2493.6	4154.1	1153.0	394.7	54.0	106.0	27.0	28.3
2	Kevin PEREZ	3864.3	1557.0	1566.2	417.9	187.9	135.4	45.0	14.0	32.2
14	Jonathan CLAROS	2460.4	838.3	1087.3	418.4	98.8	17.7	36.0	9.0	28.6
16	Carlos LOPEZ	4156.5	1135.8	2019.8	765.3	196.7	39.0	71.0	15.0	29.7
19	Milton MOYA	1305.6	434.2	594.5	185.4	56.6	35.0	15.0	5.0	27.8
20	Eduardo ROMERO	2227.1	802.5	1036.6	319.2	60.9	7.9	17.0	5.0	26.7


FIFA
U17
WORLD CUP
QATAR 2026