FIFA U17 WORLD CUP QATAR 2026

POST MATCH SUMMARY REPORT

Cameroon 1 - 2 Venezuela

Group K - Match 22
21 November 2026
16:30 Kick Off
Aspire Zone - Pitch 5 - Khaled Ballan

21 November 2026 - Aspire Zone - Pitch 5 - Khaled Ballan - 16:30

Match Summary - Teams

Cameroon

1 – 2

Venezuela

STARTING

1	GK	Glory KINGUE	
2	DF	Marc MBONGA	↓ 76'
3	FW	Yann NDZIE	
7	MF	Douka NKOTO	↓ 90'
8	MF	Bassirou NKOTO	↓ 77'
11	MF	Aviel HENTCHO	⚽ 90+2'
14	DF	Esingila GEORGES	
15	DF	Eric BOLO	🟨 38' 🟨 86'
17	MF	William GUEKE	🟨 48'
18	MF	Karel KRYS	↓ 90'
20	MF	Joel ANONG	↓ 48'

SUBSTITUTES

16	GK	Ange TCHANA	
21	GK	Chelsea FESTUS	
4	DF	Ulrick KENFACK	↑ 76'
5	DF	Lilian DJEUDJE	
6	MF	Abdoulraman SOUDEISSE	↑ 90'
9	MF	Emmanuel EONE	↑ 90'
10	MF	Kenzy AKAME	
12	MF	Willy OUMBE	↑ 48' 🟨 52'
13	FW	Michel MBA	↑ 77'
19	MF	Pierre ASSOUMOU	

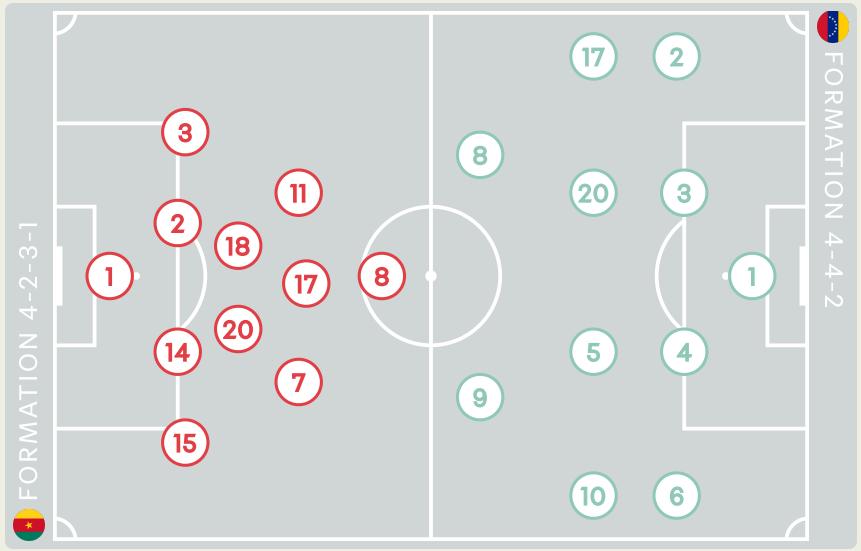

STARTING

Sebastian ANGULO	GK	1	
Kevin GUZMAN	DF	2	
Javier HERNANDEZ	DF	3	
Enmanuel BRITO	DF	4	
↓ 75' Piero GARCIA	MF	5	
Angel LOPEZ	DF	6	
⚽ 29' Roman LOZADA	MF	8	
↓ 90+5' 🟨 93' ⚽ 59' Santiago SANCHEZ	FW	9	
↓ 60' Junior ARAUJO	FW	10	
↓ 75' Andy SAAVEDRA	MF	17	
Daniel CHIRINOS	MF	20	

SUBSTITUTES

German BRACHO	GK	12	
Jose BLANCO	GK	21	
↑ 75' Jesus BARRIOS	MF	7	
↑ 60' Jose GAMBOA	FW	11	
↑ 90+5' Angel MOTA	DF	13	
Andrew RASQUIN	DF	14	
Jhosmar MARTINEZ	DF	15	
Marco RIERA	MF	16	
↑ 75' Deverson GARCIA	MF	18	
Carlos BELLO	FW	19	

Distribution in the Final Third

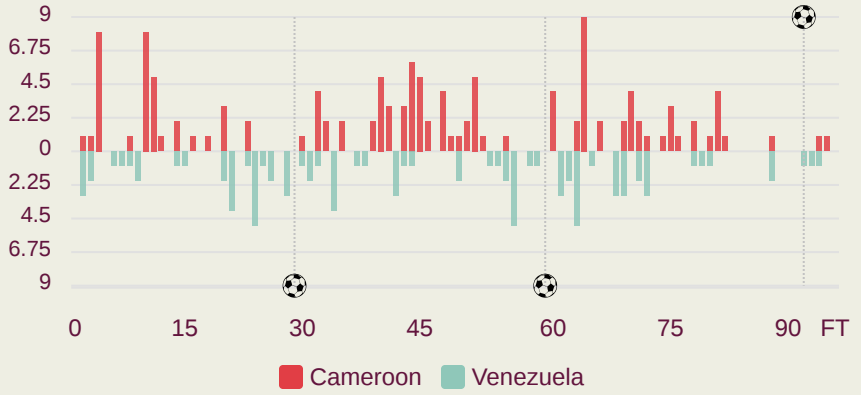

21 November 2026 - Aspire Zone - Pitch 5 - Khaled Ballan - 16:30

Match Summary - Key Statistics



Cameroon

1 — 2

Venezuela



Possession

Total	50.1%	13.2%	36.7%	Total
1	Goals			2
0.55	xG (Expected Goals)			1.69
13 (4)	Attempts at Goal (On Target)			15 (7)
418 (338)	Total Passes (Complete)			335 (261)
81 %	Pass Completion %			78 %
76	Completed Line Breaks			70
11	Defensive Line Breaks			15
92	Receptions in the Final Third			80
16	Crosses			22
20	Ball Progressions			32
209 (39)	Defensive Pressures Applied (Direct Pressures)			188 (46)
43	Forced Turnovers			46
79	Second Balls			79
104.6 km	Total Distance Covered			108 km
4.9 km	Zone 4 – Low Speed Sprinting: 20-25 km/h			4.6 km

21 November 2026 - Aspire Zone - Pitch 5 - Khaled Ballan - 16:30

Phases of Play

Cameroon | **Venezuela**

IN POSSESSION

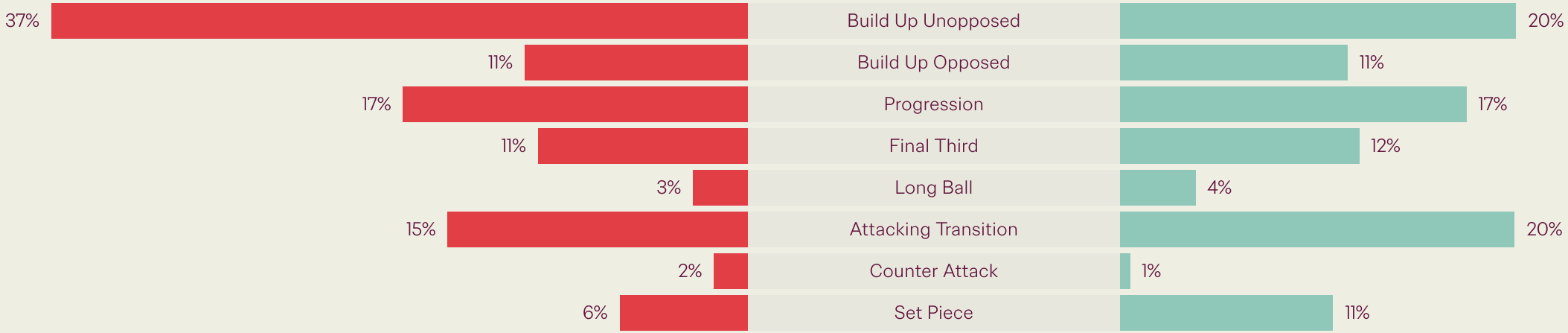

OUT OF POSSESSION

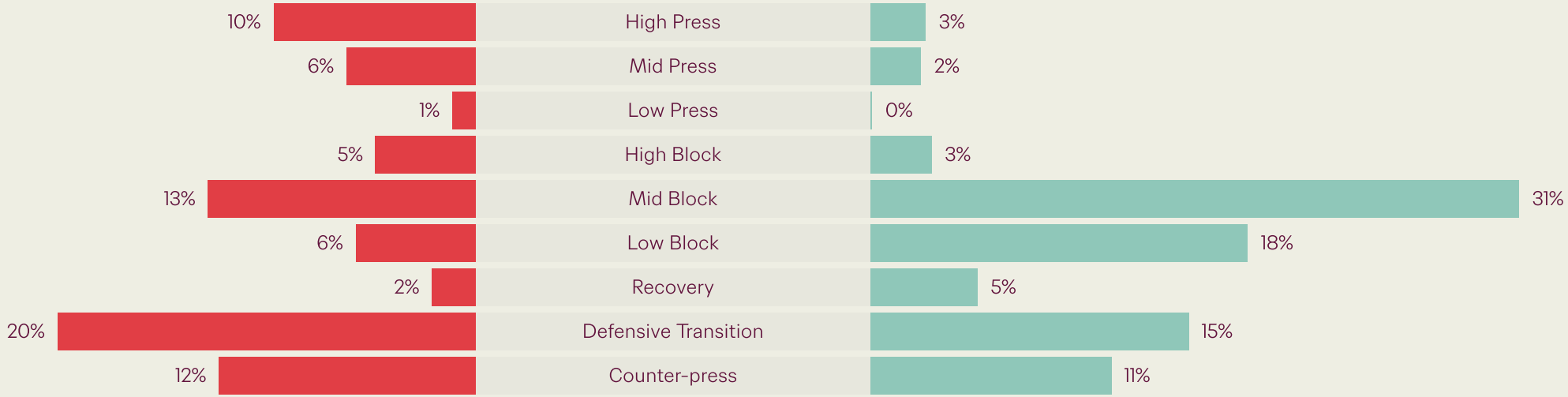

FIFA U17 WORLD CUP QATAR 2026

IN POSSESSION




Cameroon v Venezuela

In Possession Line Height & Team Length

Cameroon

Build Up Low

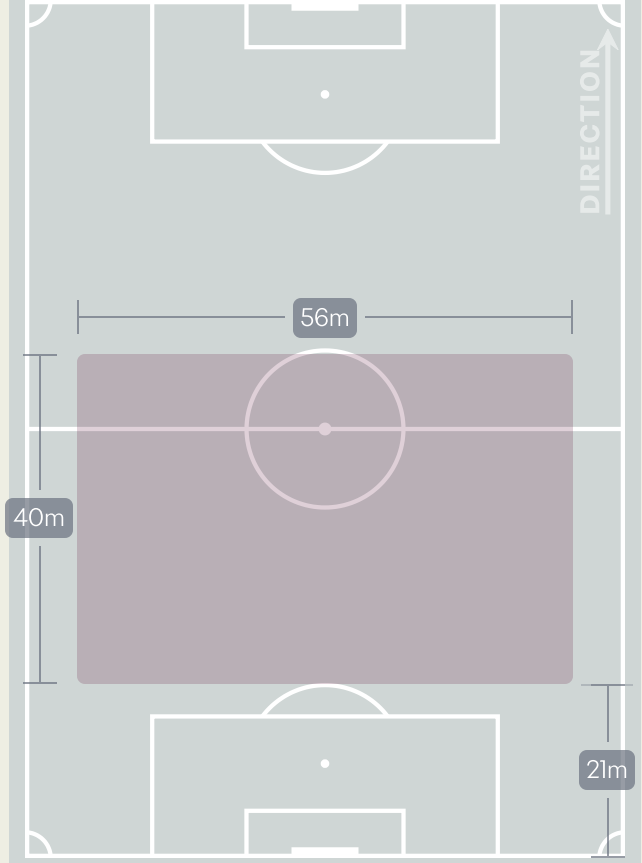

Build Up Mid

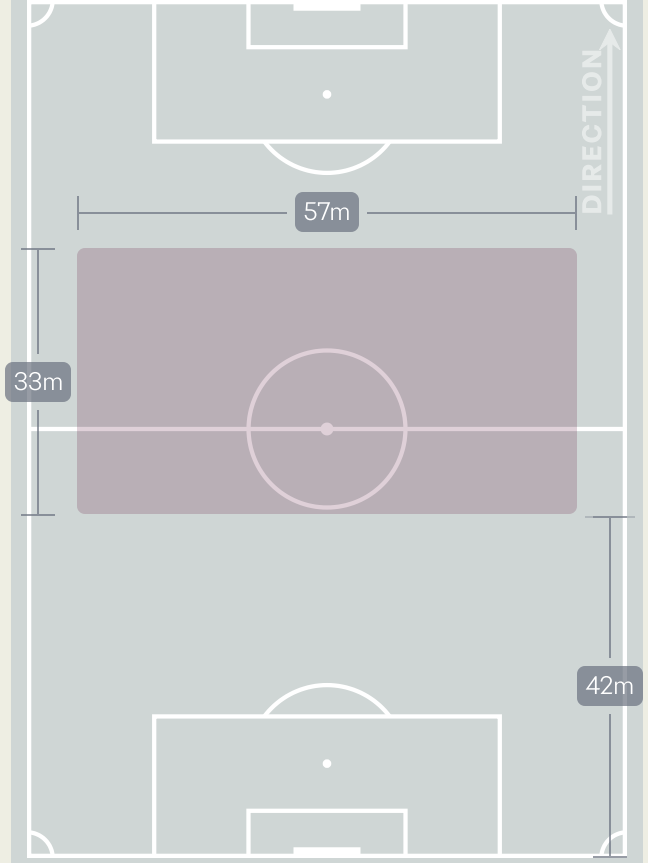

Final Third Phase

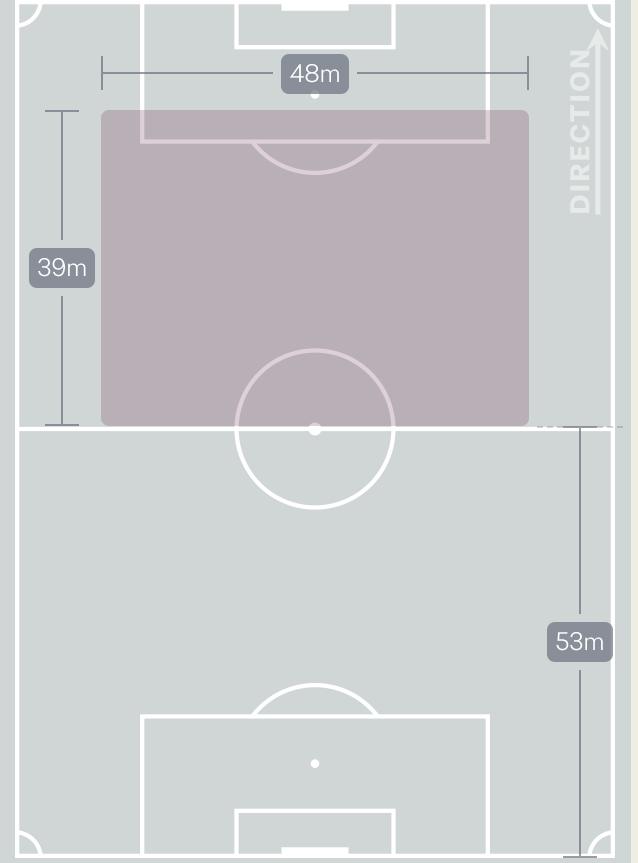

In Possession Line Height & Team Length

Venezuela

Build Up Low

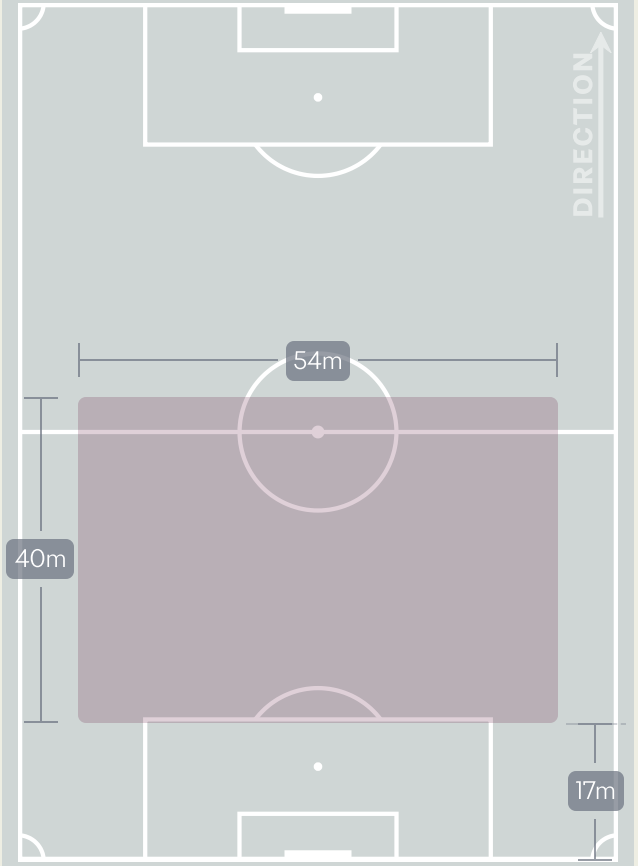

Build Up Mid

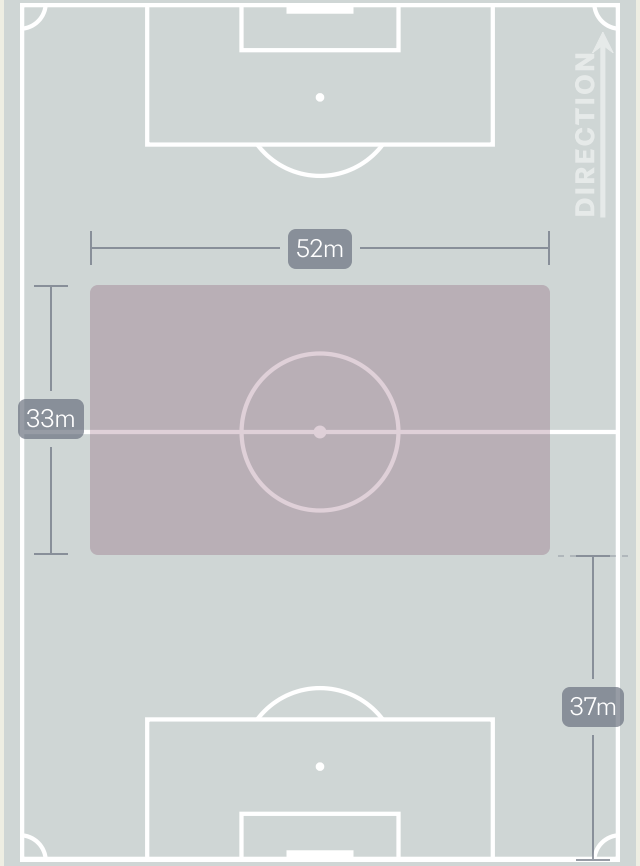

Final Third Phase

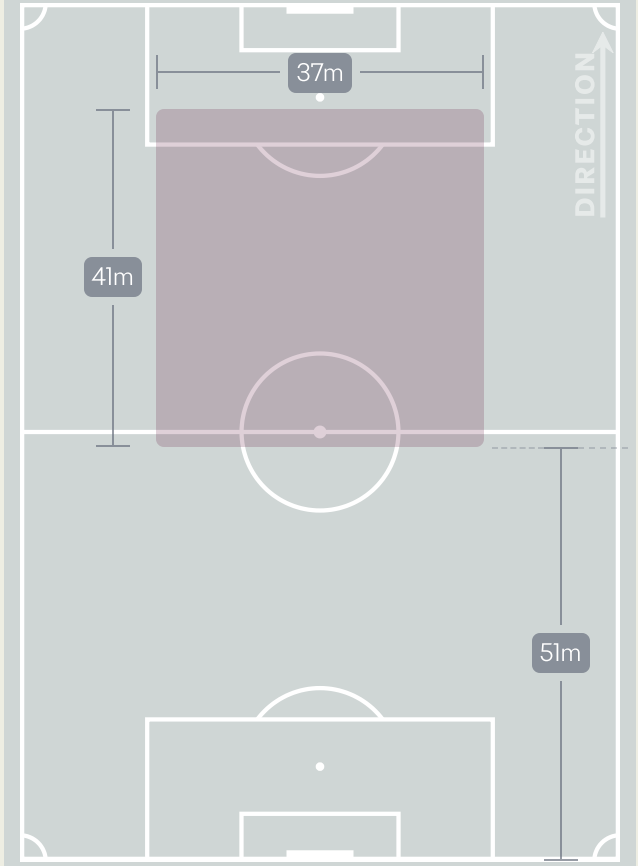

Line Breaks

Cameroon

Attempted Line Breaks
114

28	22
Attempted	Complete

46	37
Attempted	Complete

40	17
Attempted	Complete

4 Units

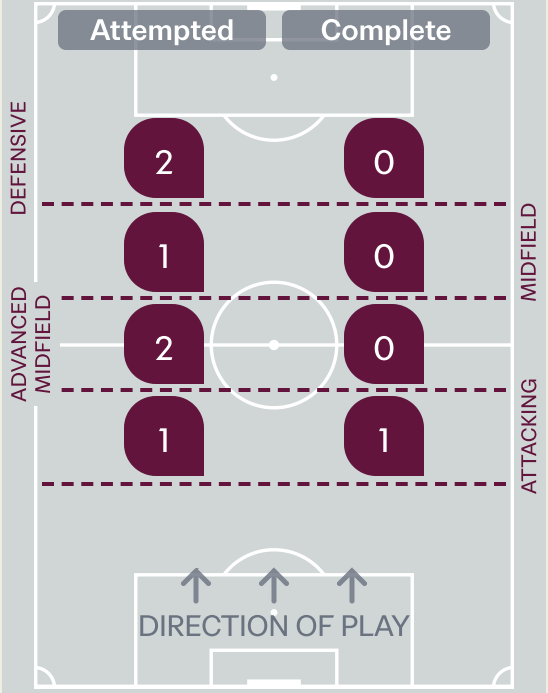

Attempted Line Breaks	6
Inside Shape	5
Outside Shape	1

3 Units

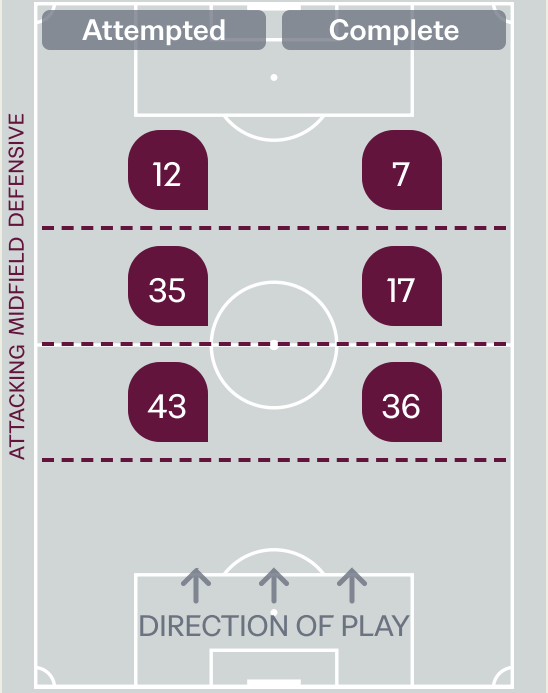

Attempted Line Breaks	90
Inside Shape	53
Outside Shape	37

2 Units

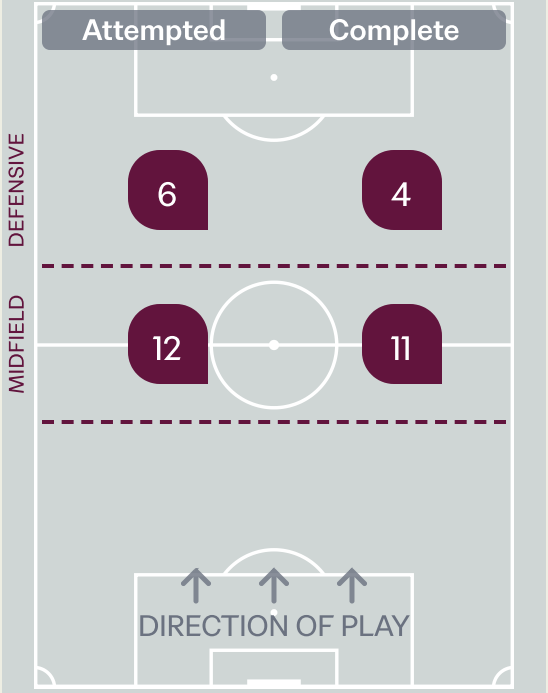

Attempted Line Breaks	18
Inside Shape	10
Outside Shape	8

Line Breaks

Venezuela

Attempted Line Breaks
111

20	13
Attempted	Complete

40	32
Attempted	Complete

51	25
Attempted	Complete

4 Units

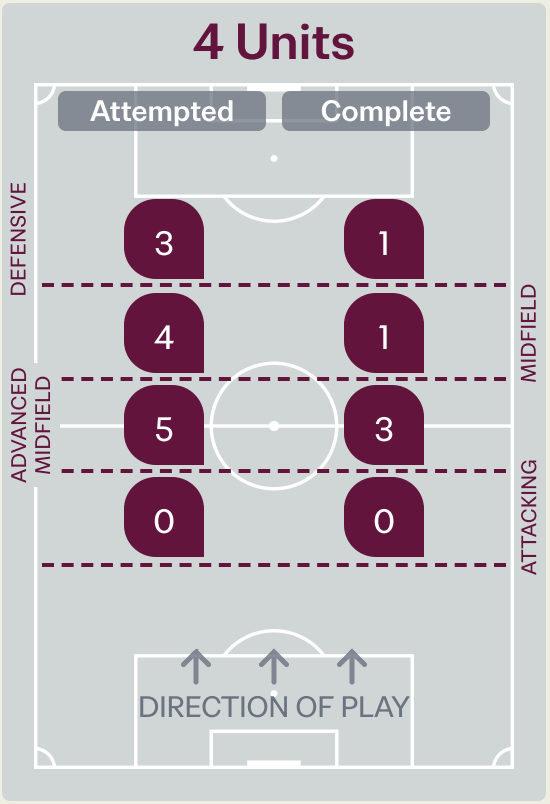

Attempted Line Breaks	12
Inside Shape	8
Outside Shape	4

3 Units

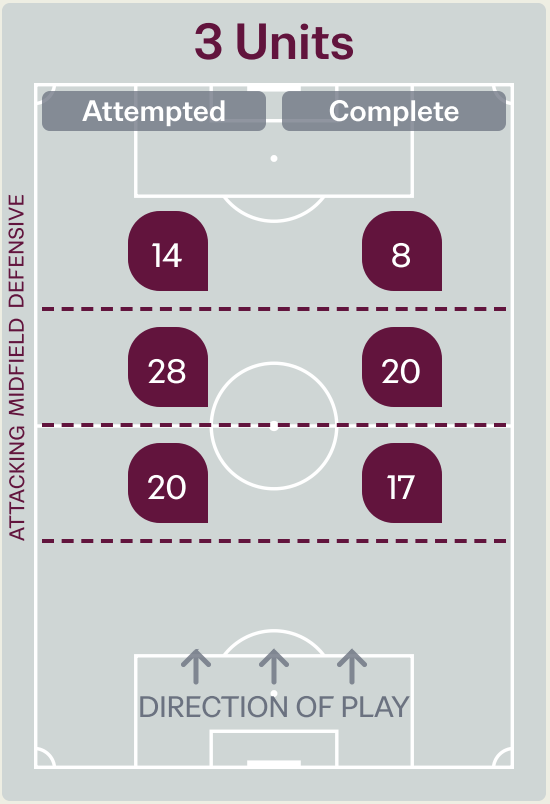

Attempted Line Breaks	62
Inside Shape	31
Outside Shape	31

2 Units

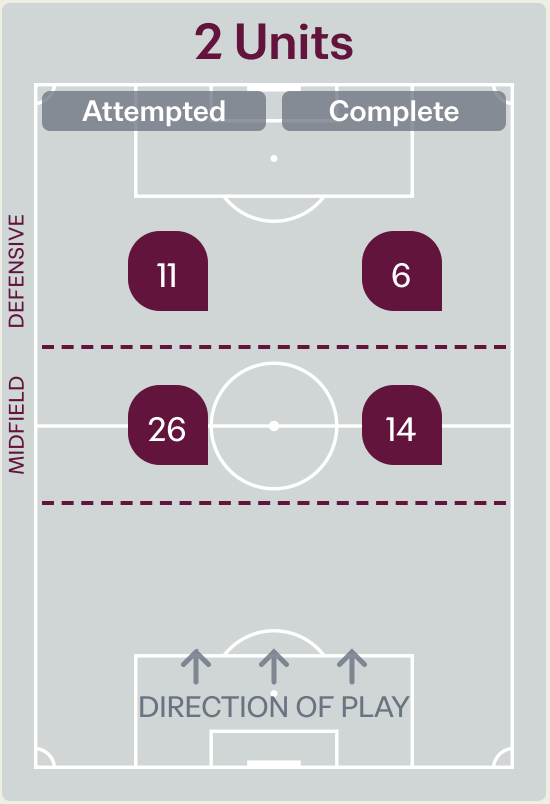

Attempted Line Breaks	37
Inside Shape	31
Outside Shape	6

Line Breaks

Cameroon



					4 Units				3 Units			2 Units		Direction			Distribution Type		
#	Player	Line Breaks Attempted	Line Breaks Completed	Line Break Completion %	Attacking Line	Attacking Midfield Line	Midfield Line	Defensive Line	Attacking Line	Midfield Line	Defensive Line	Midfield Line	Defensive Line	Through	Around	Over	Pass	Cross	Ball Progression
1	Glory KINGUE	9	1	11%	0	2	0	0	2	5	0	0	0	0	0	9	9	0	0
2	Marc MBONGA	18	11	61%	0	0	0	0	12	4	1	1	0	4	7	7	18	0	0
3	Yann NDZIE	13	9	69%	0	0	1	0	3	6	1	0	2	3	4	6	13	0	0
7	Douka NKOTO	2	0	0%	0	0	0	0	0	1	0	0	1	0	2	0	1	0	1
8	Bassirou NKOTO	4	4	100%	0	0	0	0	0	0	2	1	1	2	2	0	4	0	0
11	Aviel HENTCHO	4	3	75%	0	0	0	0	0	3	0	0	1	1	2	1	3	0	1
14	Esingila GEORGES	16	10	62%	0	0	0	0	5	6	4	1	0	3	5	8	16	0	0
15	Eric BOLO	3	2	67%	0	0	0	0	1	0	1	1	0	0	1	2	2	1	0
17	William GUEKE	22	18	82%	0	0	0	0	8	6	2	5	1	5	14	3	21	0	1
18	Karel KRYS	10	7	70%	1	0	0	2	3	2	1	1	0	4	4	2	10	0	0
20	Joel ANONG	5	4	80%	0	0	0	0	3	1	0	1	0	2	3	0	5	0	0
4	Ulrick KENFACK	0	0	0%	0	0	0	0	0	0	0	0	0	0	0	0	0	0	0
6	Abdoulraman SOUDEISSE	1	1	100%	0	0	0	0	1	0	0	0	0	0	0	1	1	0	0
9	Emmanuel EONE	0	0	0%	0	0	0	0	0	0	0	0	0	0	0	0	0	0	0
12	Willy OUMBE	6	5	83%	0	0	0	0	4	1	0	1	0	3	2	1	6	0	0
13	Michel MBA	1	1	100%	0	0	0	0	1	0	0	0	0	1	0	0	1	0	0

Line Breaks

Venezuela



					4 Units				3 Units			2 Units		Direction			Distribution Type		
#	Player	Line Breaks Attempted	Line Breaks Completed	Line Break Completion %	Attacking Line	Attacking Midfield Line	Midfield Line	Defensive Line	Attacking Line	Midfield Line	Defensive Line	Midfield Line	Defensive Line	Through	Around	Over	Pass	Cross	Ball Progression
1	Sebastian ANGULO	6	3	50%	0	0	0	0	0	4	0	2	0	0	0	6	6	0	0
2	Kevin GUZMAN	12	8	67%	0	1	0	2	1	2	2	2	2	1	4	7	11	1	0
3	Javier HERNANDEZ	12	10	83%	0	0	0	0	5	3	1	3	0	3	7	2	12	0	0
4	Enmanuel BRITO	18	13	72%	0	4	1	0	6	6	0	1	0	4	4	10	18	0	0
5	Piero GARCIA	9	7	78%	0	0	0	0	1	1	1	4	2	2	6	1	8	0	1
6	Angel LOPEZ	17	11	65%	0	0	0	0	4	3	2	6	2	2	4	11	16	1	0
8	Roman LOZADA	9	4	44%	0	0	0	0	0	6	0	2	1	1	4	4	8	0	1
9	Santiago SANCHEZ	3	2	67%	0	0	0	0	0	0	3	0	0	1	1	1	3	0	0
10	Junior ARAUJO	8	3	38%	0	0	1	1	0	1	3	1	1	0	4	4	5	1	2
17	Andy SAAVEDRA	7	3	43%	0	0	0	0	0	0	2	3	2	1	4	2	2	3	2
20	Daniel CHIRINOS	5	4	80%	0	0	0	0	3	0	0	2	0	3	0	2	5	0	0
7	Jesus BARRIOS	1	0	0%	0	0	0	0	0	0	0	0	1	0	0	1	1	0	0
11	Jose GAMBOA	3	1	33%	0	0	1	0	0	2	0	0	0	1	2	0	2	0	1
13	Angel MOTA	0	0	0%	0	0	0	0	0	0	0	0	0	0	0	0	0	0	0
18	Deverson GARCIA	1	1	100%	0	0	1	0	0	0	0	0	0	1	0	0	1	0	0

Passing Networks

Cameroon



#	Passes From ↓ to →	Glory KINGUE	Marc MBONGA	Yann NDZIE	Douka NKOTO	Bassirou NKOTO	Aviel HENTCHO	Esingila GEORGES	Eric BOLO	William GUEKE	Karel KRYS	Joel ANONG	Ulrick KENFACK	Abdoulraman SOUDEISSE	Emmanuel EONE	Willy OUMBE	Michel MBA
1	Glory KINGUE		10	1	0	0	0	12	0	1	0	1	0	0	0	0	0
2	Marc MBONGA	6		5	2	2	4	8	1	7	4	1	0	0	0	1	0
3	Yann NDZIE	0	11		1	4	1	0	0	4	2	2	0	1	0	0	0
7	Douka NKOTO	0	0	0		0	2	1	3	2	0	1	0	0	0	0	0
8	Bassirou NKOTO	0	0	0	3		2	0	2	2	1	1	0	0	0	0	0
11	Aviel HENTCHO	0	2	3	0	1		0	0	2	3	0	0	0	0	0	1
14	Esingila GEORGES	9	7	0	3	2	1		10	3	8	1	1	0	0	3	0
15	Eric BOLO	1	1	1	1	0	1	8		5	1	2	0	0	0	3	0
17	William GUEKE	0	2	7	6	3	0	4	8		10	4	0	0	0	4	0
18	Karel KRYS	0	5	6	3	1	2	7	3	9		1	0	0	0	0	1
20	Joel ANONG	0	3	2	1	0	0	2	3	2	4		0	0	0	0	0
4	Ulrick KENFACK	3	0	0	0	0	0	0	0	0	0	0		0	0	0	1
6	Abdoulraman SOUDEISSE	0	0	1	0	0	0	1	0	0	0	0	0		0	0	0
9	Emmanuel EONE	0	0	0	0	0	0	0	0	0	0	0	0	0		0	0
12	Willy OUMBE	0	1	0	0	0	1	1	0	7	2	0	1	0	1		0
13	Michel MBA	0	0	0	0	0	0	0	0	0	1	0	0	0	0	0	

Top 5 Player to Player Passers

Player	Passed To	% of Total Team Passes
Glory KINGUE	Esingila GEORGES	3.8%
Yann NDZIE	Marc MBONGA	3.4%
Glory KINGUE	Marc MBONGA	3.1%
Esingila GEORGES	Eric BOLO	3.1%
William GUEKE	Karel KRYS	3.1%

Passing Networks

Venezuela

#	Passes From ↓ to →	Sebastian ANGULO	Kevin GUZMAN	Javier HERNANDEZ	Enmanuel BRITO	Piero GARCIA	Angel LOPEZ	Roman LOZADA	Santiago SANCHEZ	Junior ARAUJO	Andy SAAVEDRA	Daniel CHIRINOS	Jesus BARRIOS	Jose GAMBOA	Angel MOTA	Deverson GARCIA
1	Sebastian ANGULO		0	7	12	1	1	0	0	0	0	0	0	0	0	0
2	Kevin GUZMAN	0		3	1	3	0	1	0	0	8	1	0	0	0	0
3	Javier HERNANDEZ	3	2		3	5	0	2	1	0	9	0	0	0	0	0
4	Enmanuel BRITO	14	1	1		0	5	5	1	4	0	1	0	3	0	0
5	Piero GARCIA	2	3	1	5		7	3	1	2	0	3	0	0	0	0
6	Angel LOPEZ	1	0	1	3	4		0	0	5	1	0	0	4	0	0
8	Roman LOZADA	0	5	4	0	1	1		2	3	6	2	0	1	0	0
9	Santiago SANCHEZ	0	0	0	0	1	0	4		0	2	1	0	1	0	0
10	Junior ARAUJO	0	0	0	0	3	1	4	2		1	2	0	0	0	0
17	Andy SAAVEDRA	0	6	0	1	2	1	4	0	0		2	0	1	0	0
20	Daniel CHIRINOS	0	3	3	1	3	1	3	0	2	2		0	0	0	0
7	Jesus BARRIOS	0	0	0	0	0	0	0	0	0	0	0		0	0	0
11	Jose GAMBOA	0	0	0	1	1	2	2	1	0	0	1	0		0	0
13	Angel MOTA	0	0	0	0	0	0	0	0	0	0	0	0	0		0
18	Deverson GARCIA	0	0	0	0	0	1	0	1	0	0	0	0	1	0	

Top 5 Player to Player Passers		
Player	Passed To	% of Total Team Passes
Enmanuel BRITO	Sebastian ANGULO	5.9%
Sebastian ANGULO	Enmanuel BRITO	5.1%
Javier HERNANDEZ	Andy SAAVEDRA	3.8%
Kevin GUZMAN	Andy SAAVEDRA	3.4%
Sebastian ANGULO	Javier HERNANDEZ	3%

Attempts at Goal

Cameroon

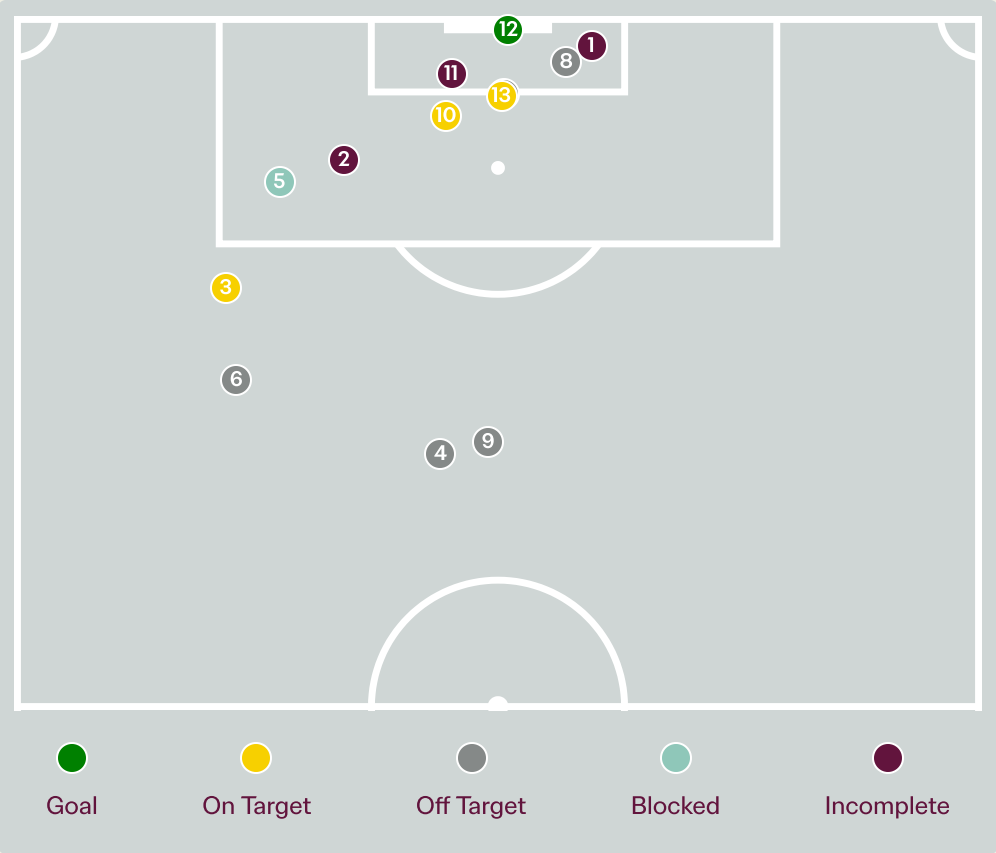

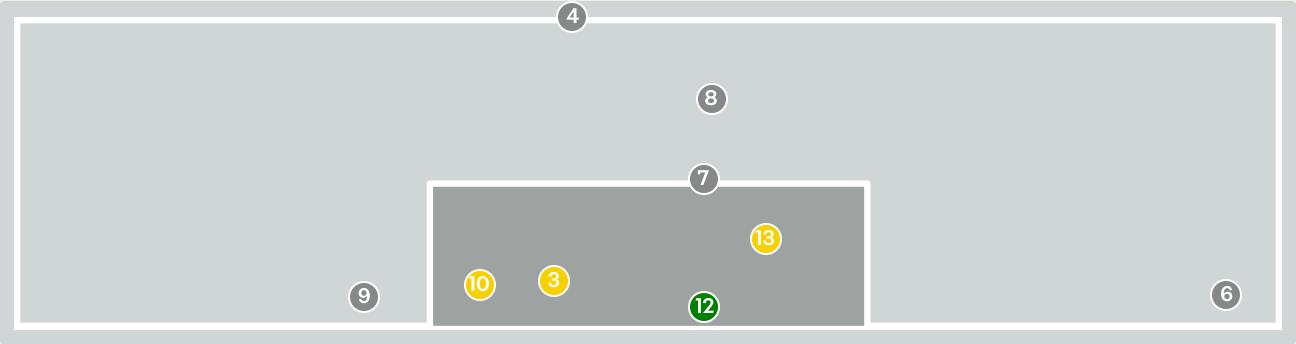

Key	Outcome	Shots
	Goals	1
	On Target	3
	Off Target	5
	Blocked	1
	Incomplete	3

Attempts at Goal

Cameroon



Time	Player	Outcome	Body Part	Delivery Type
4	7 Douka NKOTO	Incomplete - Player On Ball Error	Right Foot	Cross
33	7 Douka NKOTO	Incomplete - Referee Event	Right Foot	Pass
39	7 Douka NKOTO	On Target - Saved	Right Foot	Pass
41	18 Karel KRYS	Off Target	Left Foot	Pass
46	7 Douka NKOTO	Incomplete - Blocked	Right Foot	Pass
72	11 Aviel HENTCHO	Off Target	Right Foot	Freekick
82	7 Douka NKOTO	Off Target	Right Foot	Loose Ball
82	14 Esingila GEORGES	Off Target	Head	Other
90	6 Abdoulraman SOUDEISSE	Off Target - Saved	Left Foot	Freekick
91	3 Yann NDZIE	On Target - Saved	Left Foot	Other
91	9 Emmanuel EONE	Incomplete - Assist	Head	Other
91	11 Aviel HENTCHO	On Target - Goal	Lower Body	Loose Ball
95	4 Ulrick KENFACK	On Target - Saved	Head	Corner

Attempts at Goal

Venezuela

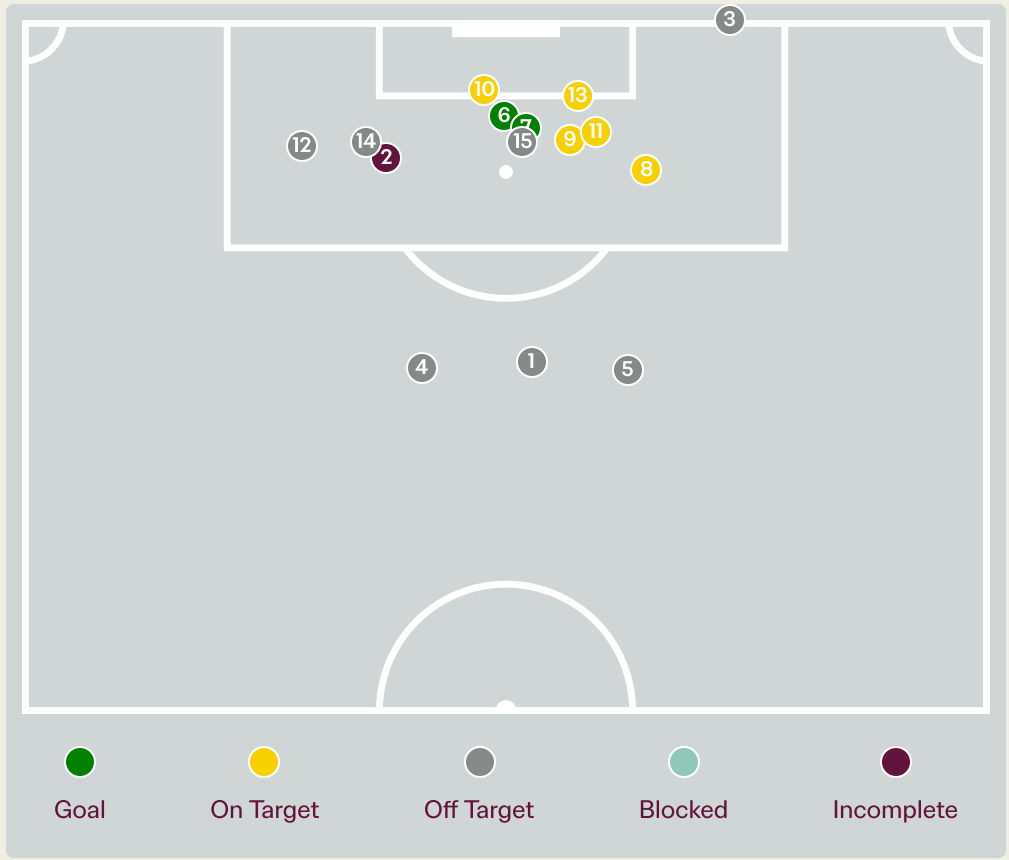

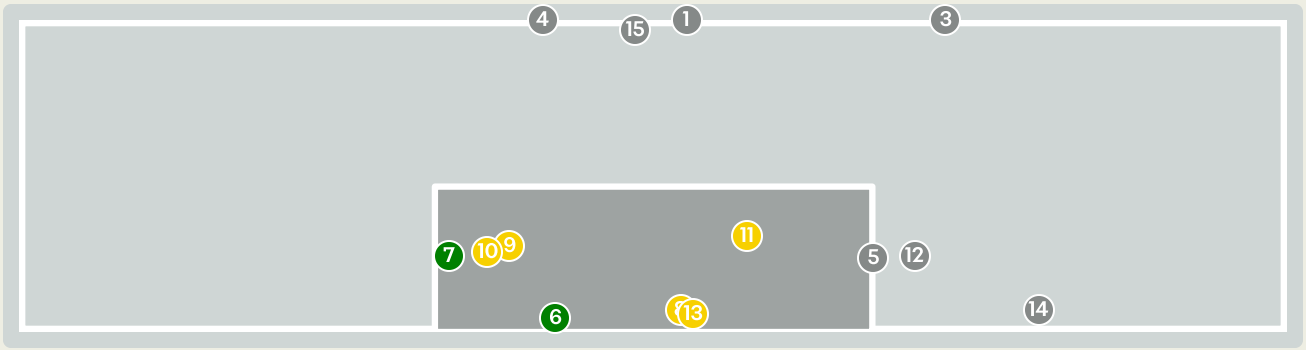

Key	Outcome	Shots
	Goals	2
	On Target	5
	Off Target	7
	Blocked	0
	Incomplete	1

Attempts at Goal

Venezuela



Time	Player	Outcome	Body Part	Delivery Type
3	8 Roman LOZADA	Off Target	Right Foot	Pass
6	9 Santiago SANCHEZ	Deflected Off Target - Defensive Event	Right Foot	Loose Ball
15	17 Andy SAAVEDRA	Off Target	Right Foot	Pass
25	10 Junior ARAUJO	Off Target	Right Foot	Other
27	10 Junior ARAUJO	Off Target - Saved	Right Foot	Freekick
28	8 Roman LOZADA	On Target - Goal	Right Foot	Pass
58	9 Santiago SANCHEZ	On Target - Goal	Left Foot	Cross
61	9 Santiago SANCHEZ	On Target - Saved	Right Foot	Pass
61	9 Santiago SANCHEZ	On Target - Saved	Left Foot	Other
62	9 Santiago SANCHEZ	On Target - Saved	Right Foot	Cross
63	8 Roman LOZADA	On Target - Saved	Left Foot	Cross
68	9 Santiago SANCHEZ	Off Target - Saved	Left Foot	Other
69	9 Santiago SANCHEZ	On Target - Saved	Right Foot	Cross
78	11 Jose GAMBOA	Deflected Off Target - Defensive Event	Left Foot	Ball Progression
79	6 Angel LOPEZ	Off Target	Head	Corner

Crosses (Open Play)

Cameroon

Cross Locations

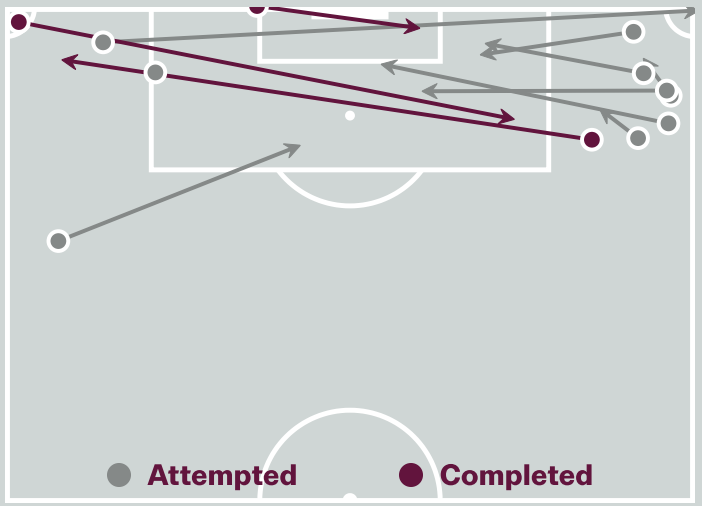

Delivery Type

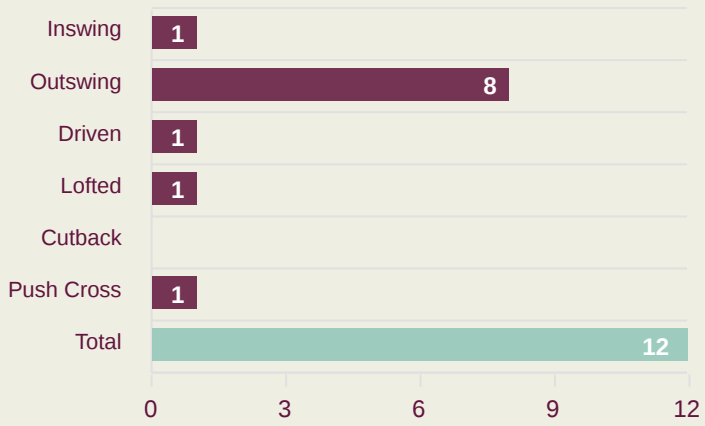

Cross Zones

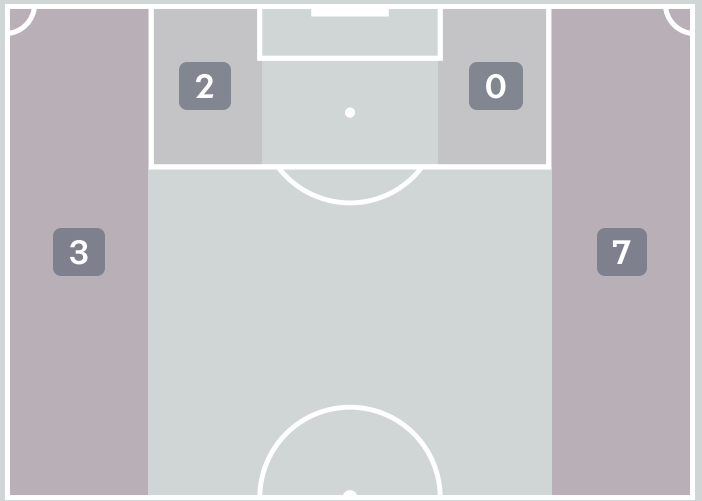

Attempted

12

Completed

3

Most Crosses Attempted

5

Eric BOLO
RIGHT BACK

#	Player	Inswing	Outswing	Driven	Lofted	Cutback	Push Cross	Total Attempted
1	Glory KINGUE	0	0	0	0	0	0	0
2	Marc MBONGA	0	0	0	0	0	0	0
3	Yann NDZIE	0	1	0	0	0	0	1
7	Douka NKOTO	0	0	1	0	0	0	1
8	Bassirou NKOTO	0	1	0	0	0	0	1
11	Aviel HENTCHO	0	1	0	1	0	1	3
14	Esingila GEORGES	0	0	0	0	0	0	0
15	Eric BOLO	0	5	0	0	0	0	5
17	William GUEKE	0	0	0	0	0	0	0
18	Karel KRYS	1	0	0	0	0	0	1
20	Joel ANONG	0	0	0	0	0	0	0
4	Ulrick KENFACK	0	0	0	0	0	0	0
6	Abdoulraman SOUDEISSE	0	0	0	0	0	0	0
9	Emmanuel EONE	0	0	0	0	0	0	0
12	Willy OUMBE	0	0	0	0	0	0	0
13	Michel MBA	0	0	0	0	0	0	0

Crosses (Open Play)

Venezuela

Cross Locations

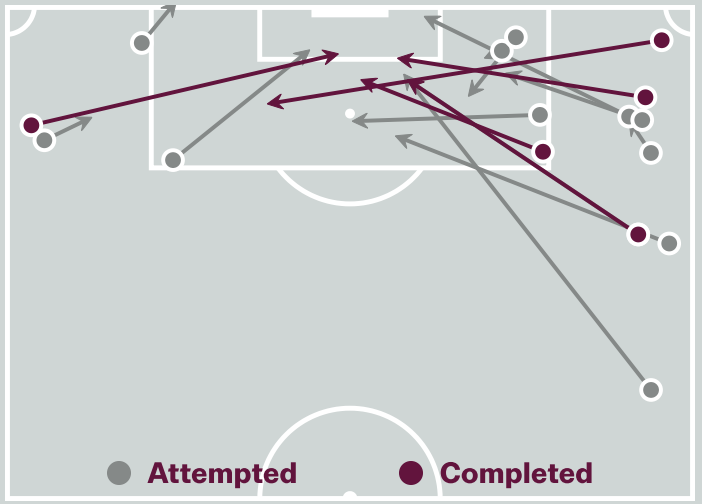

Delivery Type

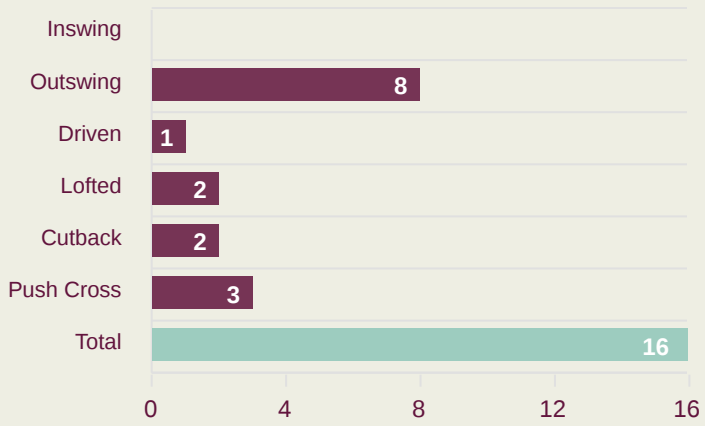

Cross Zones

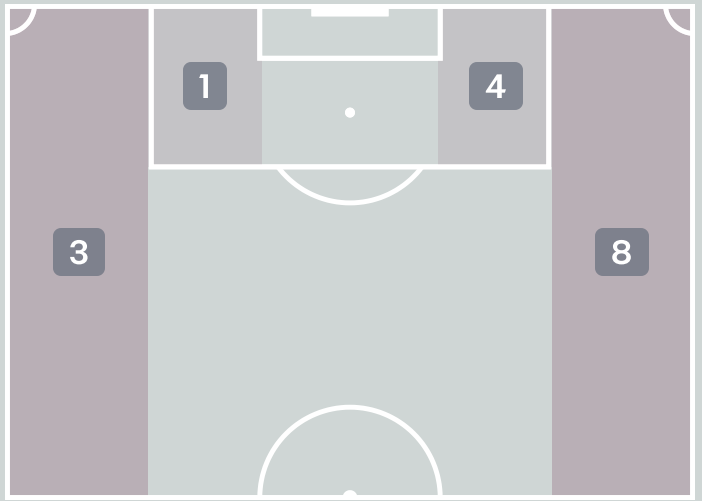

Attempted

16

Completed

5

Most Crosses Attempted

6

Andy SAAVEDRA

RIGHT MIDFIELD

#	Player	Inswing	Outswing	Driven	Lofted	Cutback	Push Cross	Total Attempted
1	Sebastian ANGULO	0	0	0	0	0	0	0
2	Kevin GUZMAN	0	0	0	0	1	1	2
3	Javier HERNANDEZ	0	0	0	0	0	0	0
4	Enmanuel BRITO	0	0	0	0	0	0	0
5	Piero GARCIA	0	0	0	1	0	0	1
6	Angel LOPEZ	0	1	0	1	0	0	2
8	Roman LOZADA	0	1	1	0	0	2	4
9	Santiago SANCHEZ	0	1	0	0	0	0	1
10	Junior ARAUJO	0	0	0	0	0	0	0
17	Andy SAAVEDRA	0	5	0	0	1	0	6
20	Daniel CHIRINOS	0	0	0	0	0	0	0
7	Jesus BARRIOS	0	0	0	0	0	0	0
11	Jose GAMBOA	0	0	0	0	0	0	0
13	Angel MOTA	0	0	0	0	0	0	0
18	Deverson GARCIA	0	0	0	0	0	0	0

Offering to Receive

Cameroon

188
Total Offers Made

79
Total Offers Received

Most Offers
49
Bassirou NKOTO
CENTRE FORWARD

81
Offers Made in Final Third

81
Offers Made in Middle Third

26
Offers Made in Defensive Third

Offers Made Inside Shape

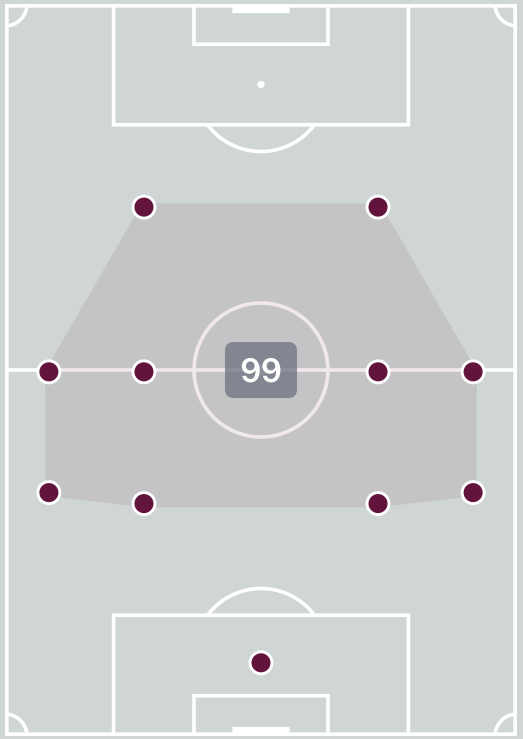

Offers Made Outside Shape

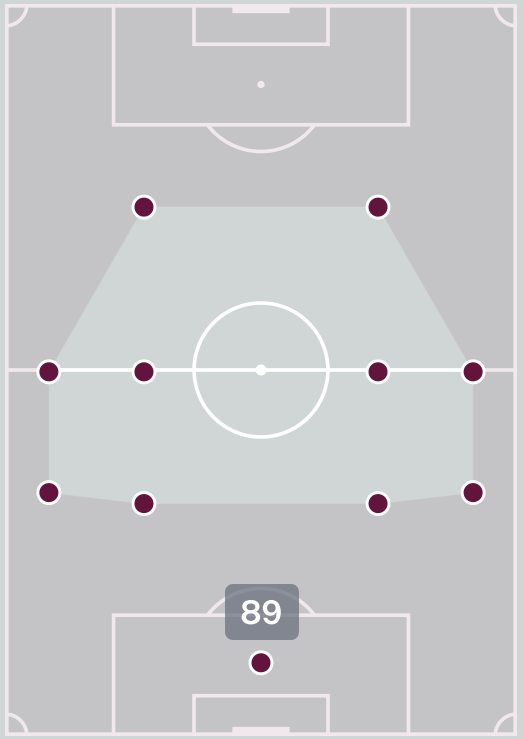

#	Player	Offers Made	Offers Received	% Made & Received
1	Glory KINGUE	0	0	0%
2	Marc MBONGA	15	11	73.3%
3	Yann NDZIE	17	3	17.6%
7	Douka NKOTO	17	7	41.2%
8	Bassirou NKOTO	49	11	22.4%
11	Aviel HENTCHO	15	4	26.7%
14	Esingila GEORGES	0	0	0%
15	Eric BOLO	6	6	100%
17	William GUEKE	46	25	54.3%
18	Karel KRYS	13	7	53.8%
20	Joel ANONG	2	2	100%
4	Ulrick KENFACK	2	0	0%
6	Abdoulraman SOUDEISSE	0	0	0%
9	Emmanuel EONE	1	1	100%
12	Willy OUMBE	1	0	0%
13	Michel MBA	4	2	50%

Offering to Receive

Venezuela

152
Total Offers Made

54
Total Offers Received

Most Offers
41
Piero GARCIA
LEFT CENTRE MIDFIELD

68
Offers Made in Final Third

67
Offers Made in Middle Third

17
Offers Made in Defensive Third

Offers Made Inside Shape

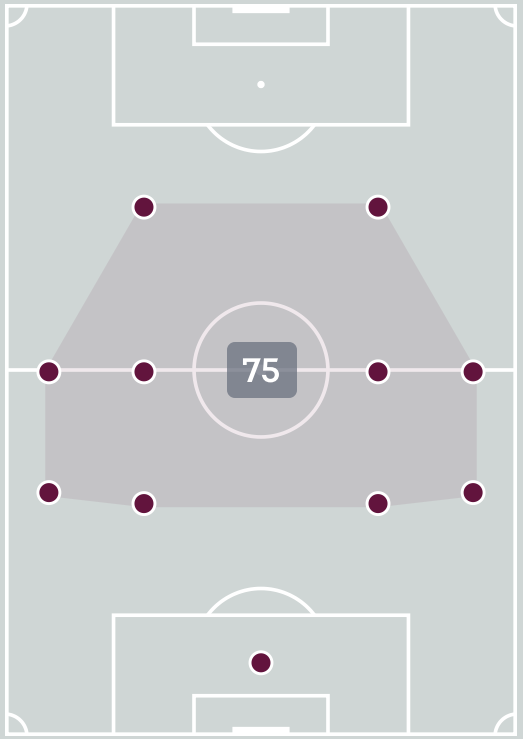

Offers Made Outside Shape

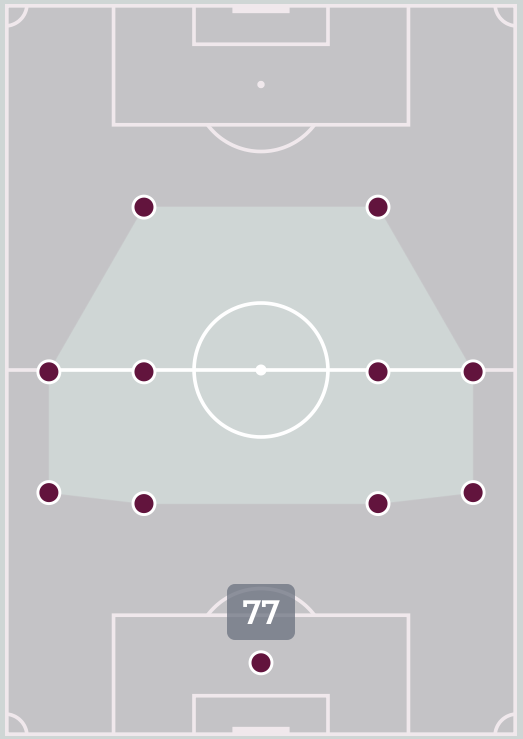

#	Player	Offers Made	Offers Received	% Made & Received
1	Sebastian ANGULO	2	1	50%
2	Kevin GUZMAN	9	4	44.4%
3	Javier HERNANDEZ	0	0	0%
4	Enmanuel BRITO	6	4	66.7%
5	Piero GARCIA	41	12	29.3%
6	Angel LOPEZ	14	4	28.6%
8	Roman LOZADA	32	12	37.5%
9	Santiago SANCHEZ	11	6	54.5%
10	Junior ARAUJO	5	0	0%
17	Andy SAAVEDRA	18	6	33.3%
20	Daniel CHIRINOS	3	0	0%
7	Jesus BARRIOS	3	0	0%
11	Jose GAMBOA	5	5	100%
13	Angel MOTA	0	0	0%
18	Deverson GARCIA	3	0	0%

Movement to Receive

Cameroon

Movement Types by Phase

Final Third Phase

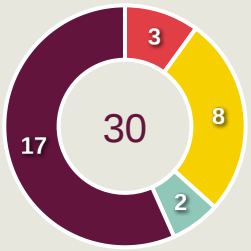

Progression Phase

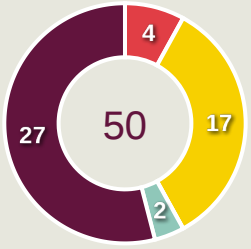

Build Up Phase

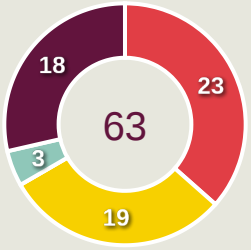

All Movement Types

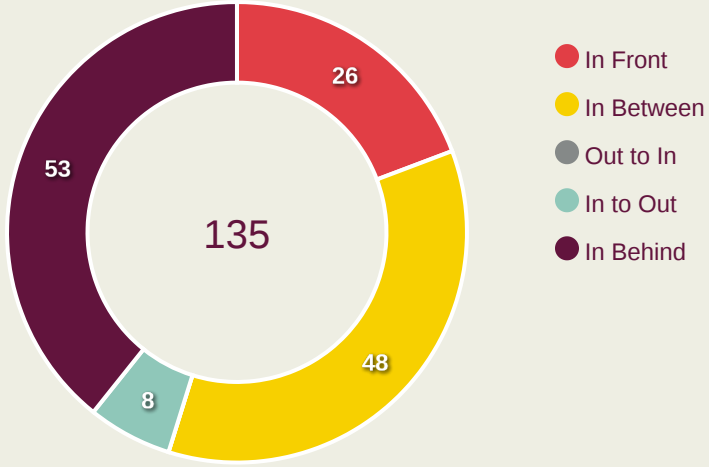

Top Ranked Players

Type	Player	Movements
In Front	17 William GUEKE	11
In Between	8 Bassirou NKOTO	22
Out to In	1 Glory KINGUE	0
In to Out	17 William GUEKE	4
In Behind	8 Bassirou NKOTO	25

Movement Types Pitch Third

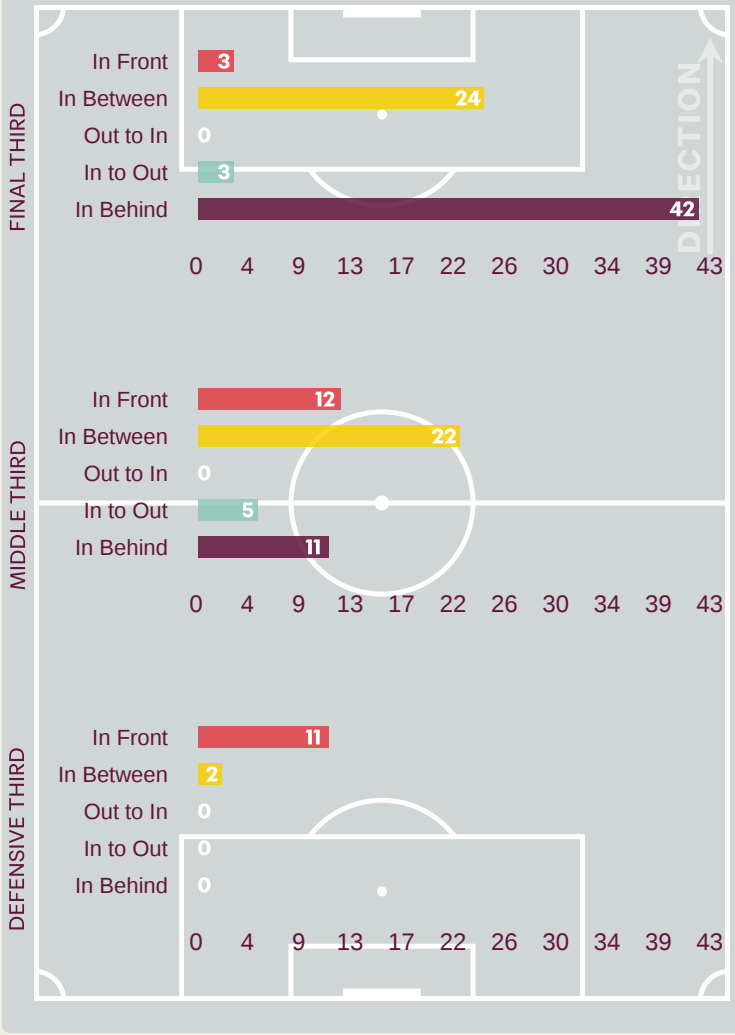

Movement to Receive

Venezuela

Movement Types by Phase

Final Third Phase

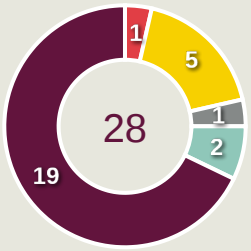

Progression Phase

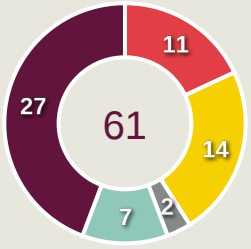

Build Up Phase

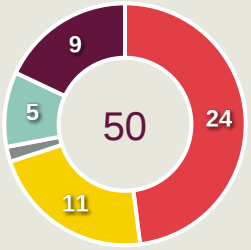

All Movement Types

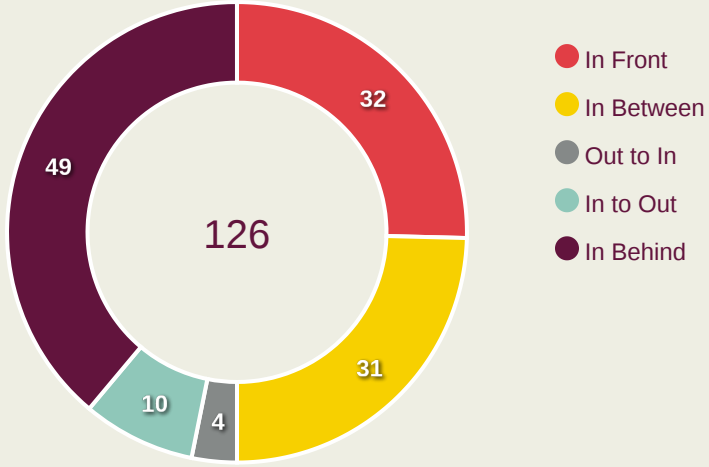

Top Ranked Players

Type	Player	Movements
In Front	5 Piero GARCIA	21
In Between	5 Piero GARCIA	11
Out to In	2 Kevin GUZMAN	1
In to Out	8 Roman LOZADA	6
In Behind	17 Andy SAAVEDRA	11

Movement Types Pitch Third

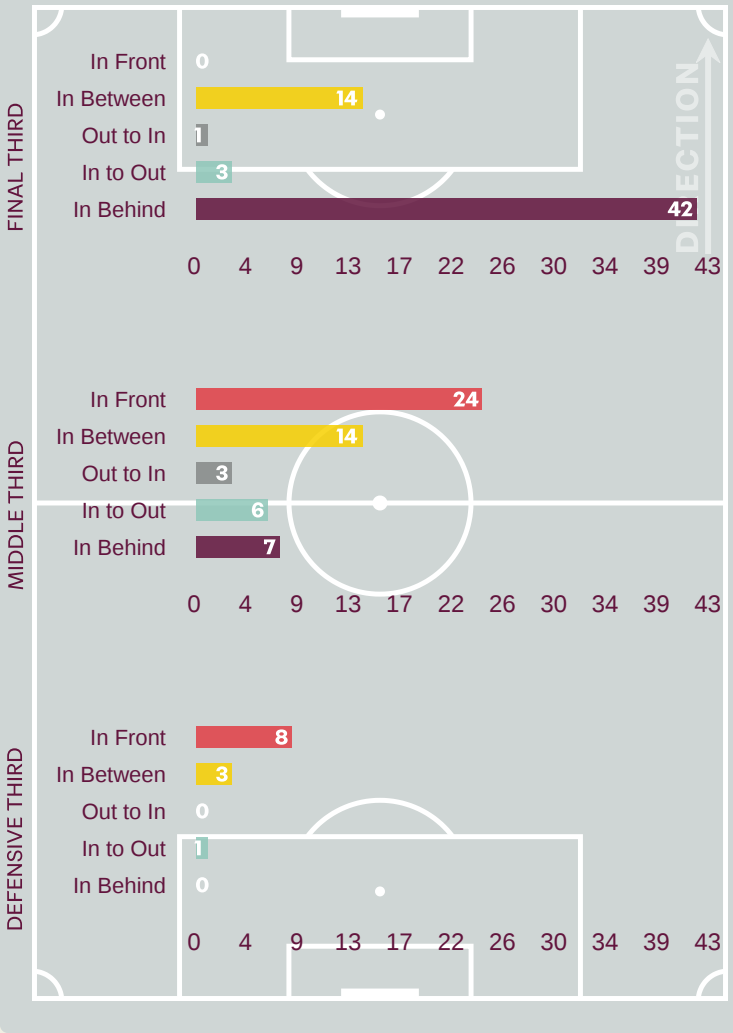

OUT OF POSSESSION




Cameroon v Venezuela

Defensive Actions

Cameroon

43	54	9	40	2.98
Forced Turnovers	Possession Regained	Interceptions	Tackles	Possession Actions / Defensive Action

Forced Turnovers

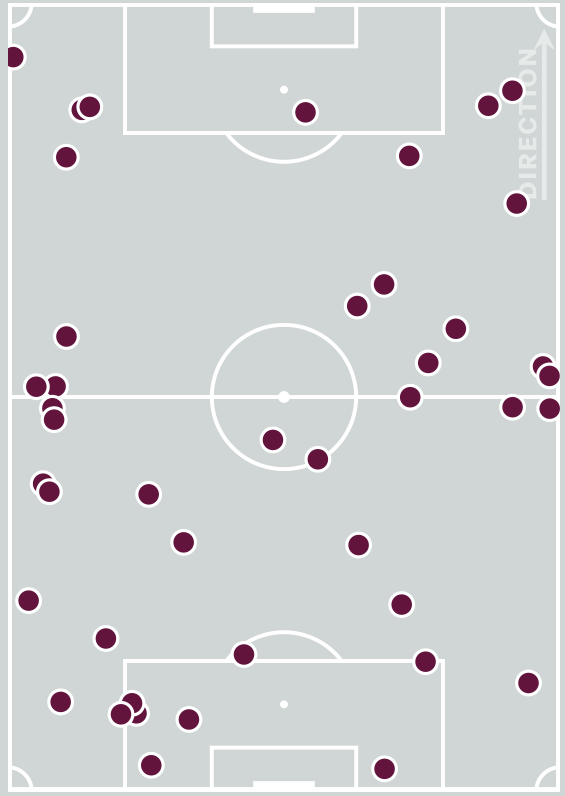

Possession Regain

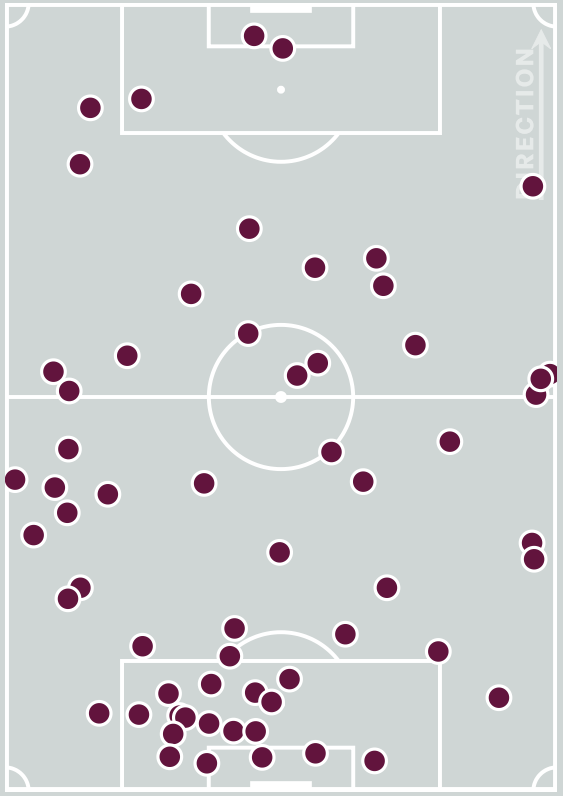

Blocks

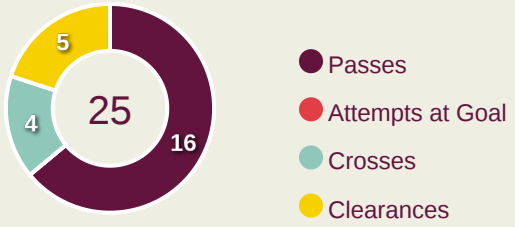

Possession Contests

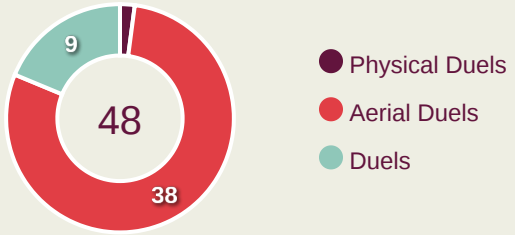

Most Possession Regains

8

Karel KRYS

DEFENSIVE MIDFIELD CENTRE LEFT

#	Player	Total Possession Regains
1	Glory KINGUE	6
2	Marc MBONGA	6
3	Yann NDZIE	7
7	Douka NKOTO	4
8	Bassirou NKOTO	0
11	Aviel HENTCHO	2
14	Esingila GEORGES	7
15	Eric BOLO	3
17	William GUEKE	3
18	Karel KRYS	8
20	Joel ANONG	4
4	Ulrick KENFACK	0
6	Abdoulraman SOUDEISSE	1
9	Emmanuel EONE	0
12	Willy OUMBE	3
13	Michel MBA	0

Defensive Actions

Venezuela

46	48	3	35	2.94
Forced Turnovers	Possession Regained	Interceptions	Tackles	Possession Actions / Defensive Action

Forced Turnovers

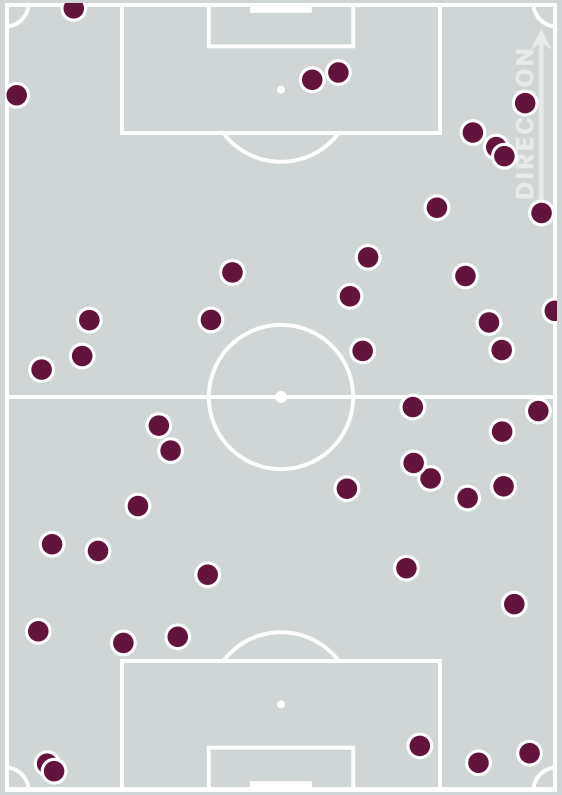

Possession Regain

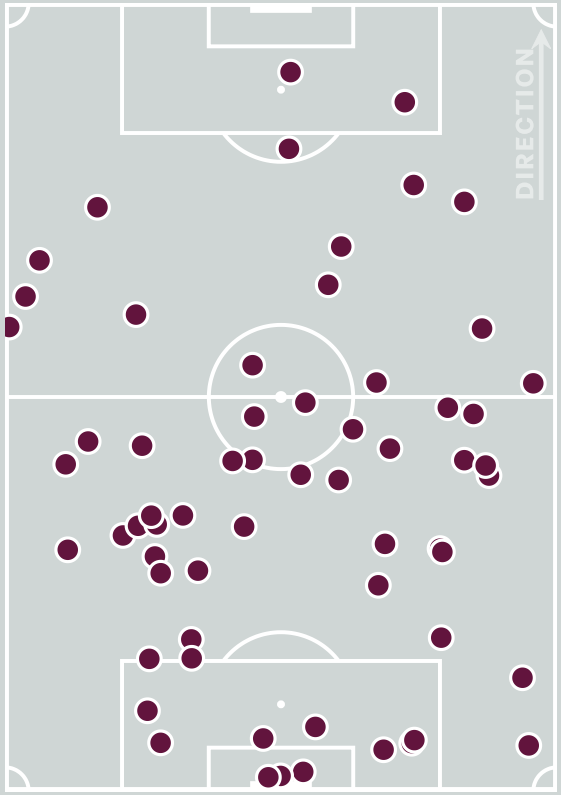

Blocks

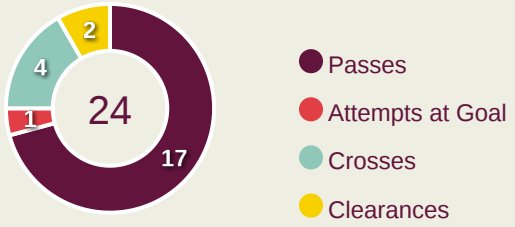

Possession Contests

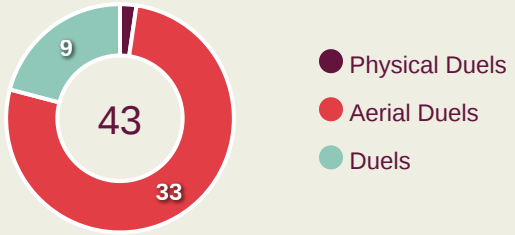

Most Possession Regains

10

Enmanuel BRITO
LEFT CENTRE BACK

#	Player	Total Possession Regains
1	Sebastian ANGULO	5
2	Kevin GUZMAN	7
3	Javier HERNANDEZ	4
4	Enmanuel BRITO	10
5	Piero GARCIA	2
6	Angel LOPEZ	5
8	Roman LOZADA	4
9	Santiago SANCHEZ	0
10	Junior ARAUJO	3
17	Andy SAAVEDRA	3
20	Daniel CHIRINOS	5
7	Jesus BARRIOS	0
11	Jose GAMBOA	0
13	Angel MOTA	0
18	Deverson GARCIA	0

Defensive Line Height & Team Length

Cameroon

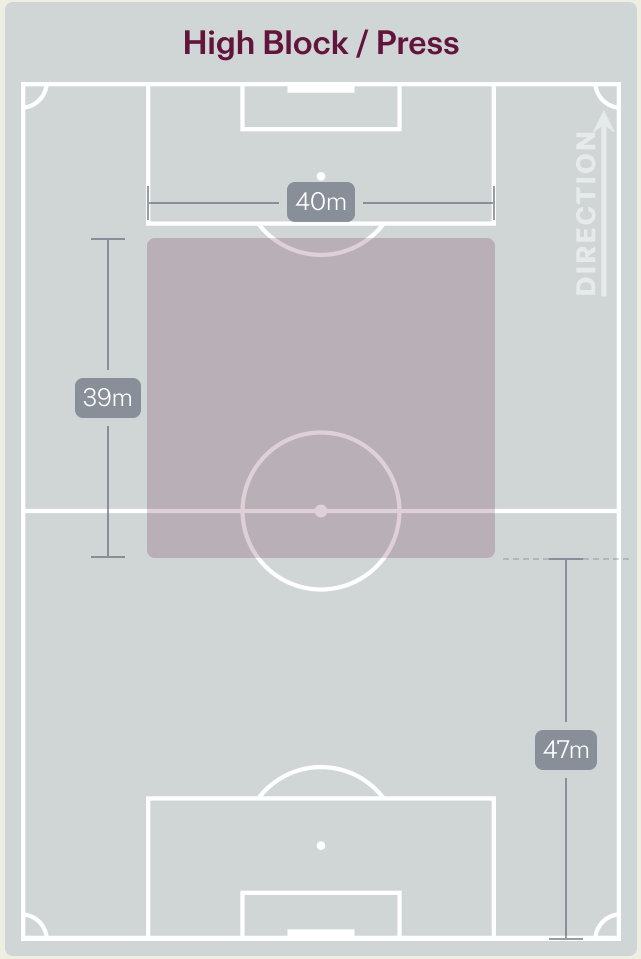

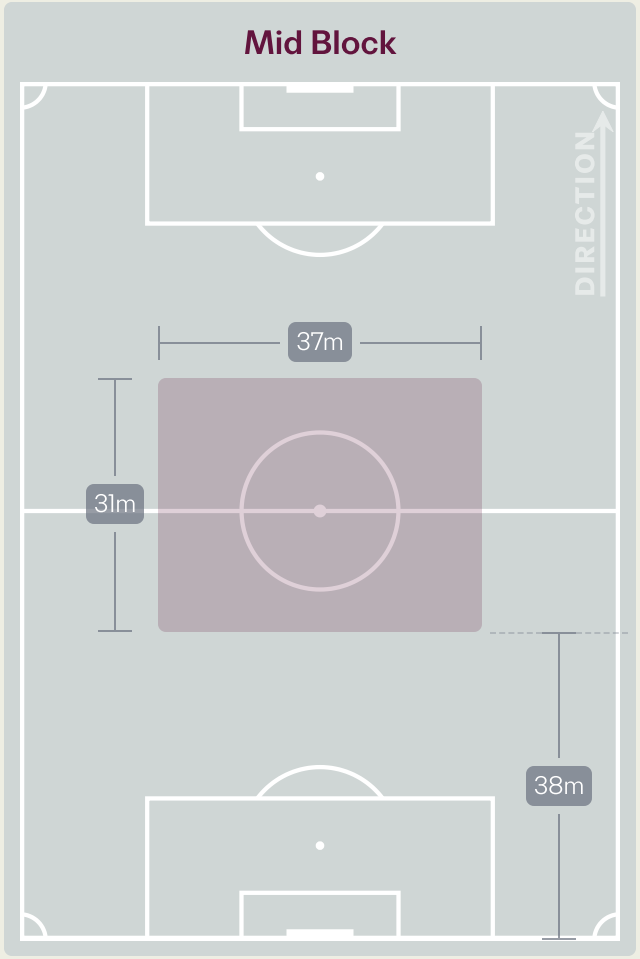

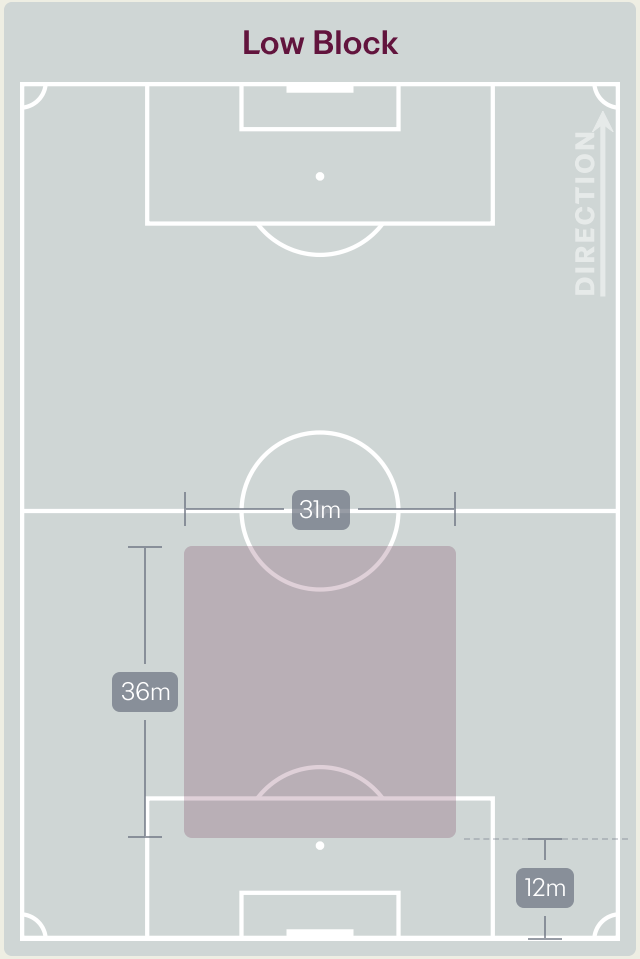

Defensive Line Height & Team Length

Venezuela

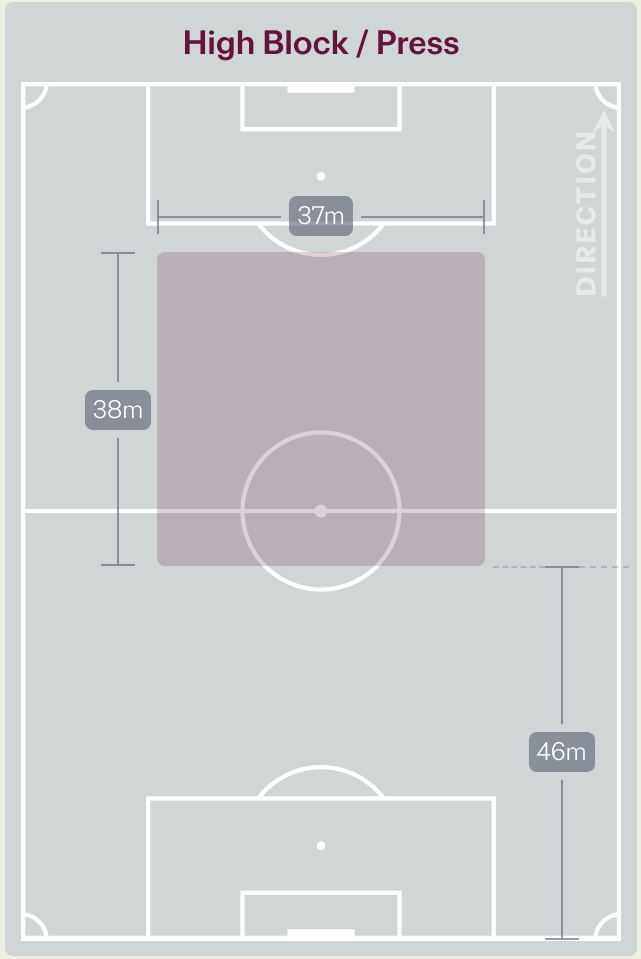

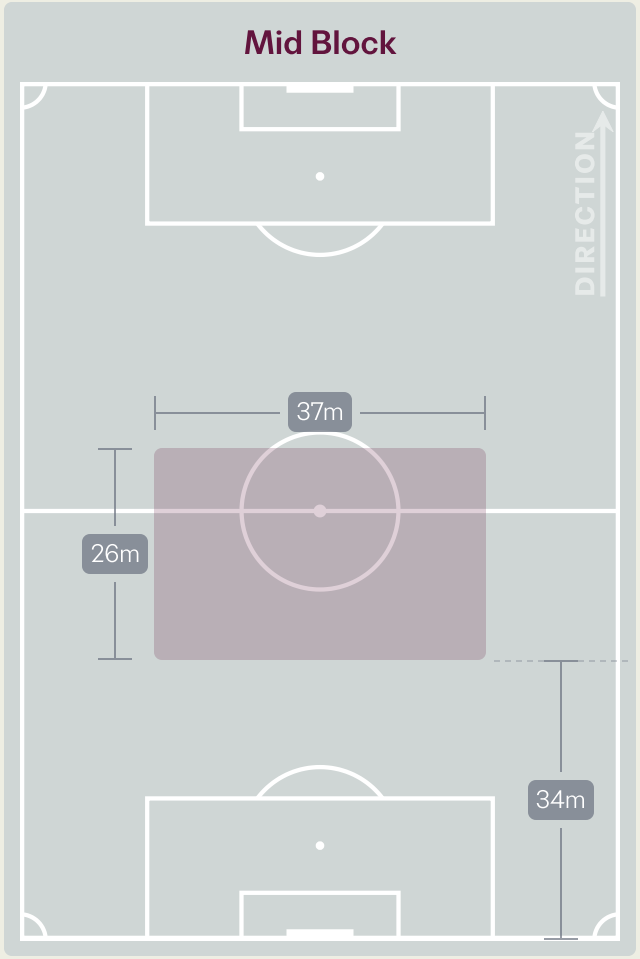

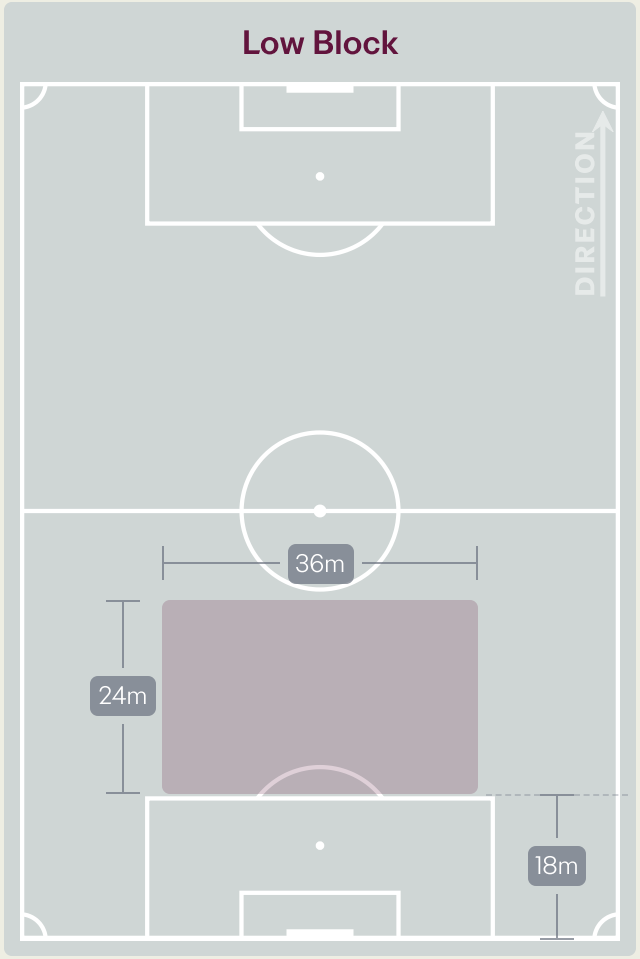

21 November 2026 - Aspire Zone - Pitch 5 - Khaled Ballan - 16:30

Defensive Pressure

Cameroon

Venezuela

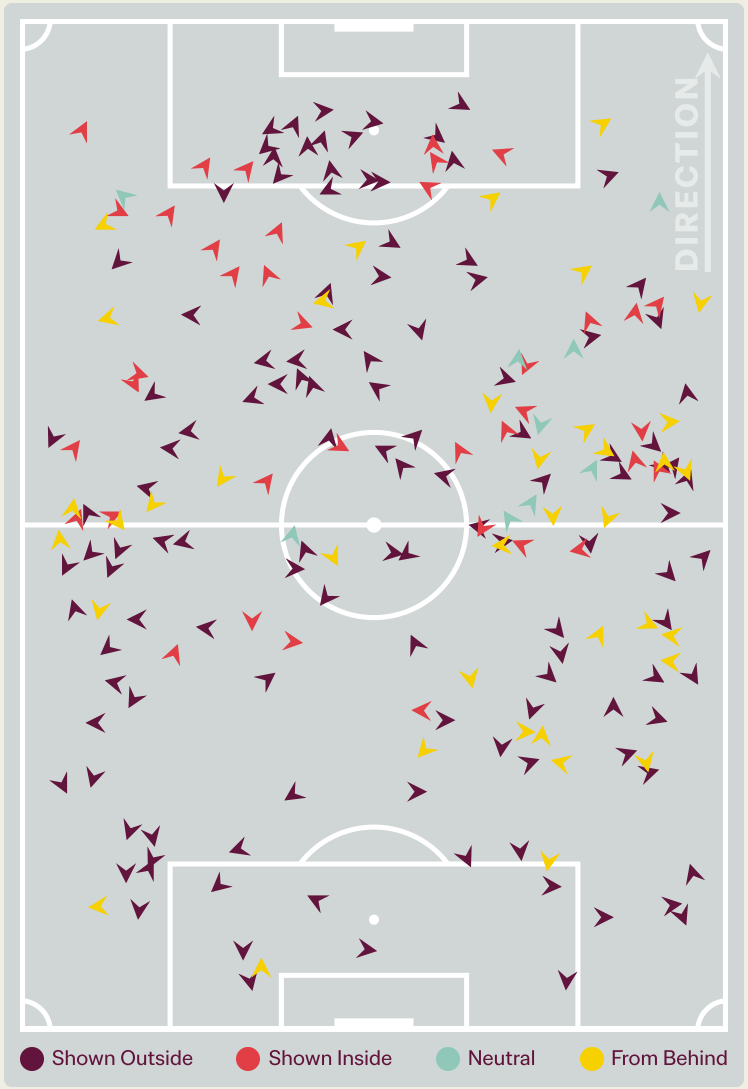

209	Total Pressures	188
39	Direct Pressures	46
1.37s	Avg Pressure Duration	1.55s
43	Forced Turnovers	46
10.43s	Ball Recovery Time	12.2s
81	Pushing on into Pressing	70
124	Pushing on	152
38	Pressing Direction Inside	24
124	Pressing Direction Outside	114

Most Direct Pressures

9

Douka NKOTO

ATTACKING MIDFIELD RIGHT

Most Direct Pressures

10

Roman LOZADA

CENTRE FORWARD RIGHT



GOALKEEPING




Cameroon v Venezuela

Goalkeeping Involvement

Cameroon

Cameroon GK Involvement Timeline

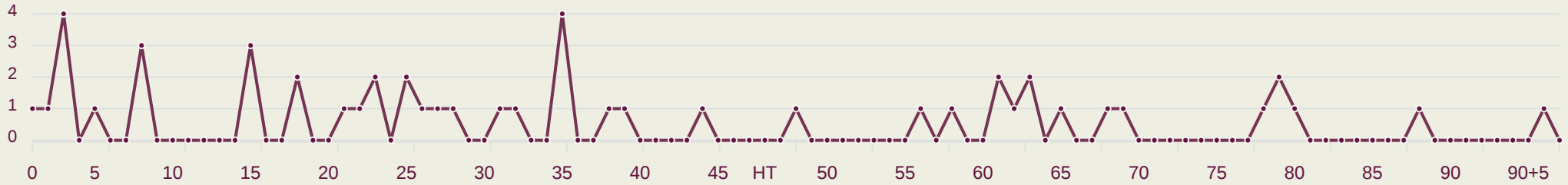

51

Total Involvements

Venezuela

Venezuela GK Involvement Timeline

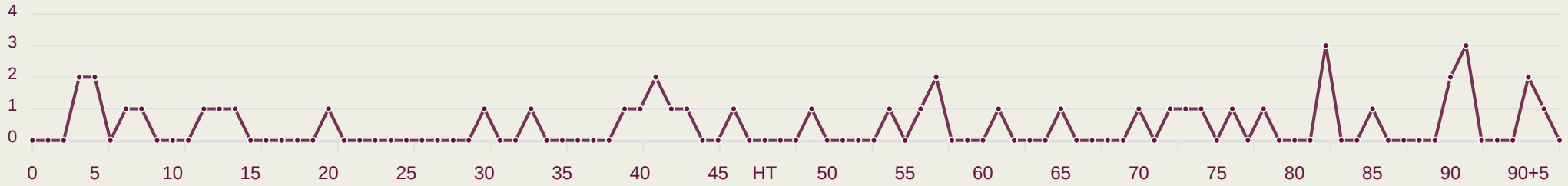

45

Total Involvements

Goalkeeping Distribution

Cameroon

Kick from Feet

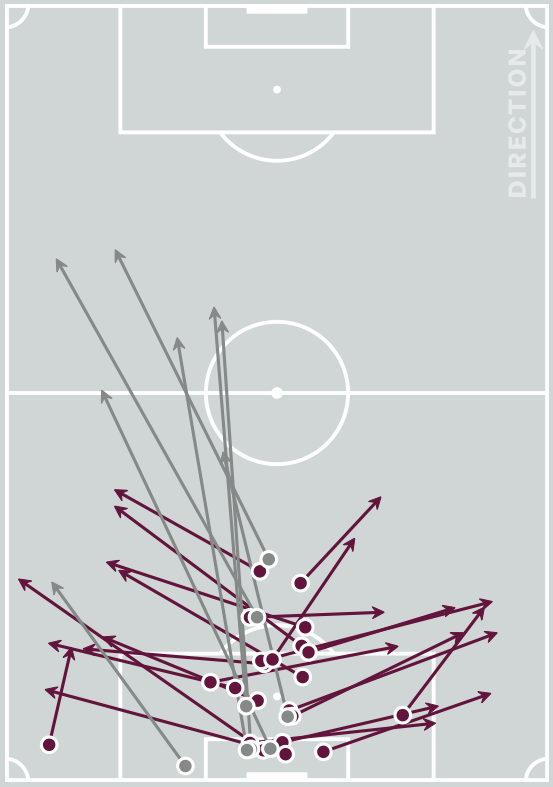

Complete Incomplete

- Play Onto
- Play Into
- Play Around
- Play Through
- Play Beyond
- Other

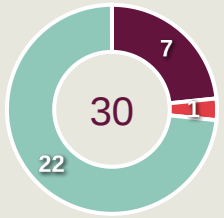

Kick from Hands

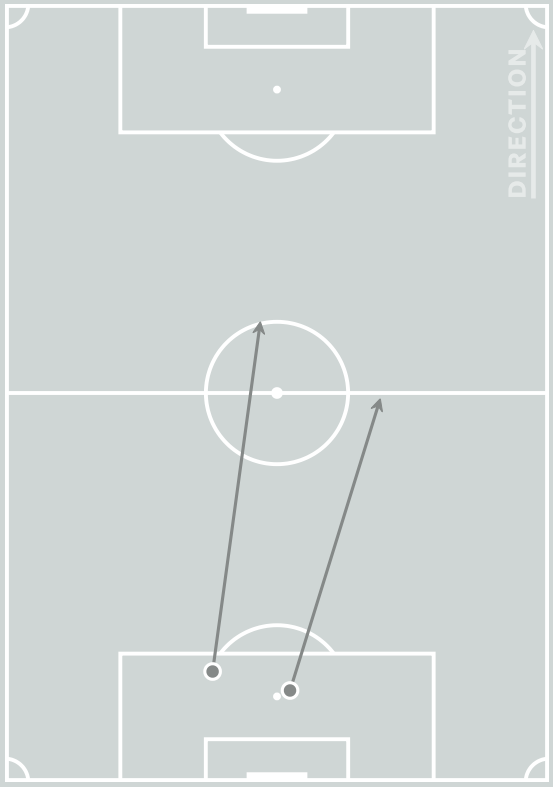

Complete Incomplete

- Side Kick
- From Hands
- Drop Kick



Throw Distribution

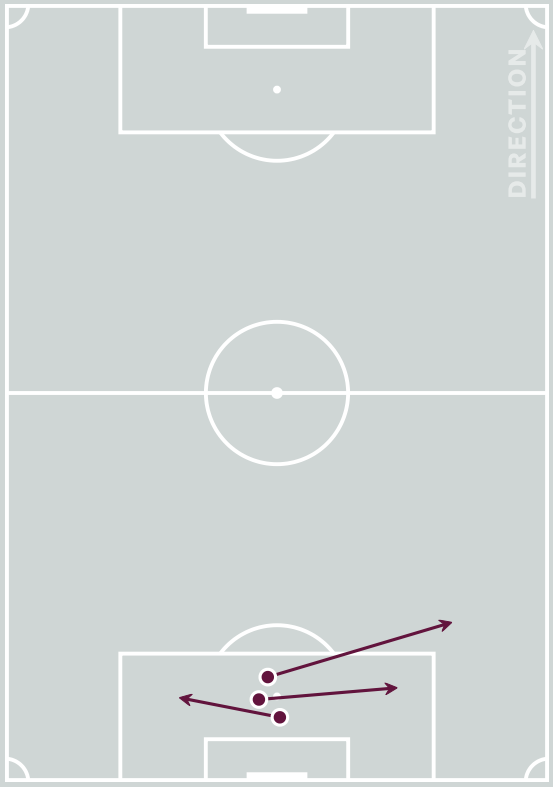

Complete Incomplete

- Over Arm
- Under Arm
- Side Arm
- Chest



Total Distributions

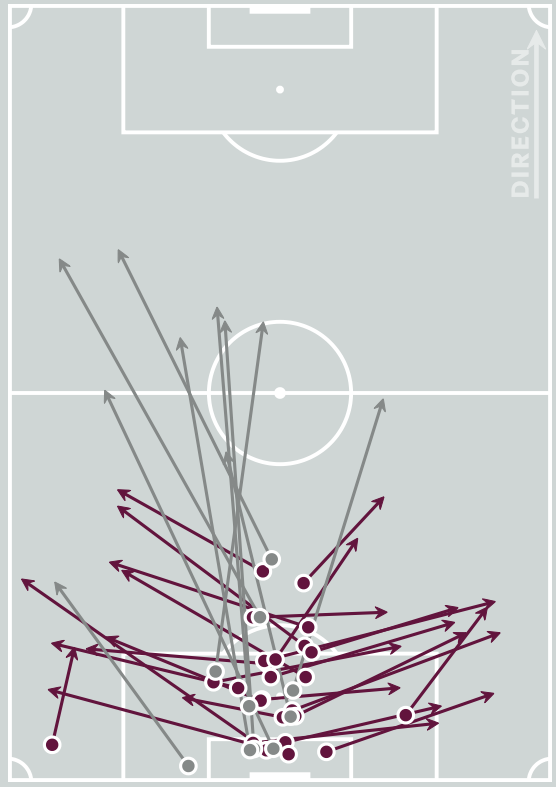

Complete Incomplete



Goalkeeper Line Breaks

Goalkeeping Distribution

Venezuela

Kick from Feet

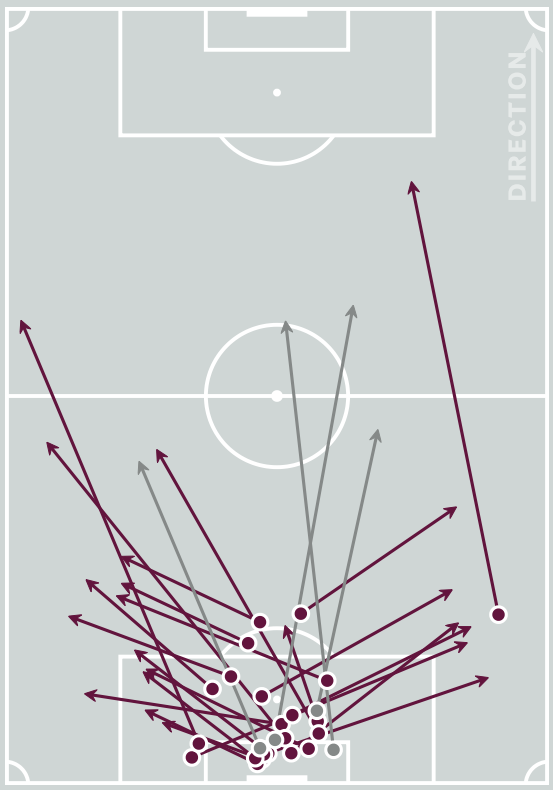

Complete Incomplete

- Play Onto
- Play Into
- Play Around
- Play Through
- Play Beyond
- Other

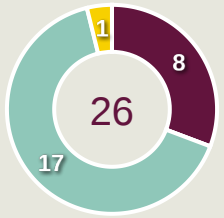

Kick from Hands

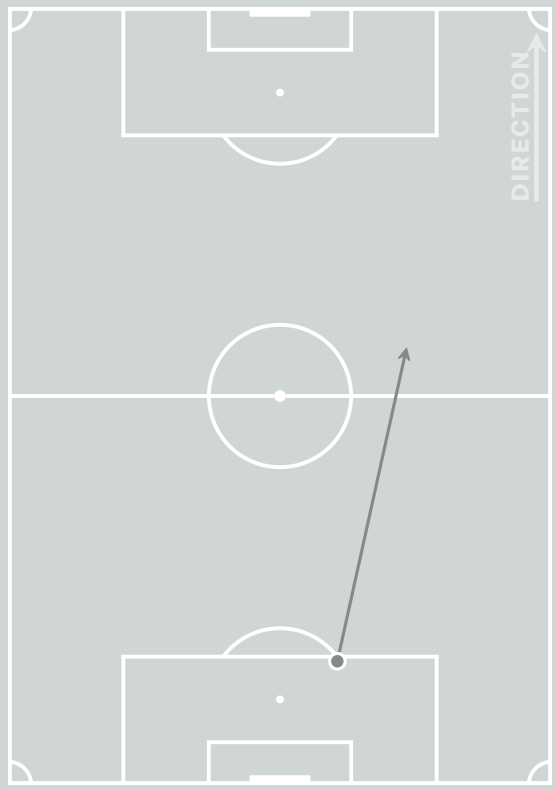

Complete Incomplete

- Side Kick
- From Hands
- Drop Kick

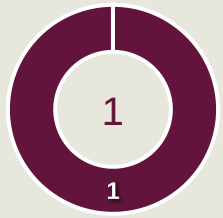

Throw Distribution

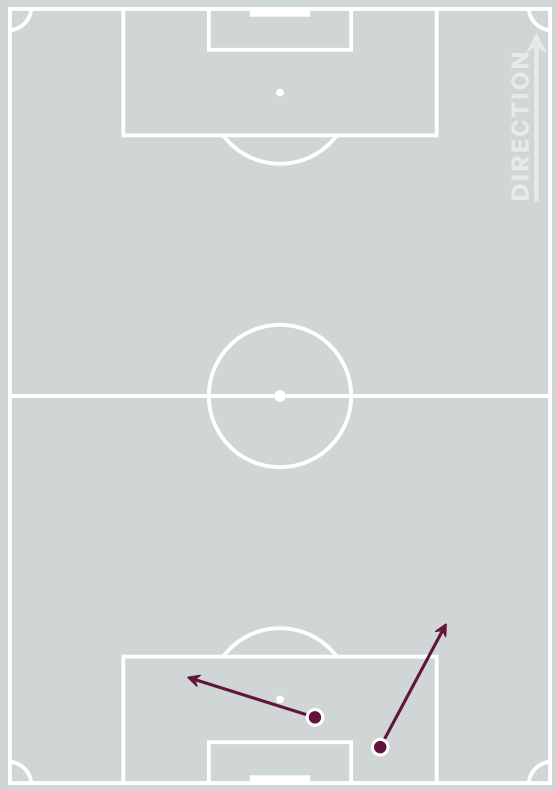

Complete Incomplete

- Over Arm
- Under Arm
- Side Arm
- Chest

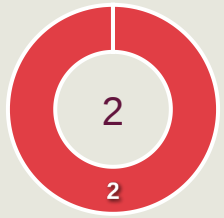

Total Distributions

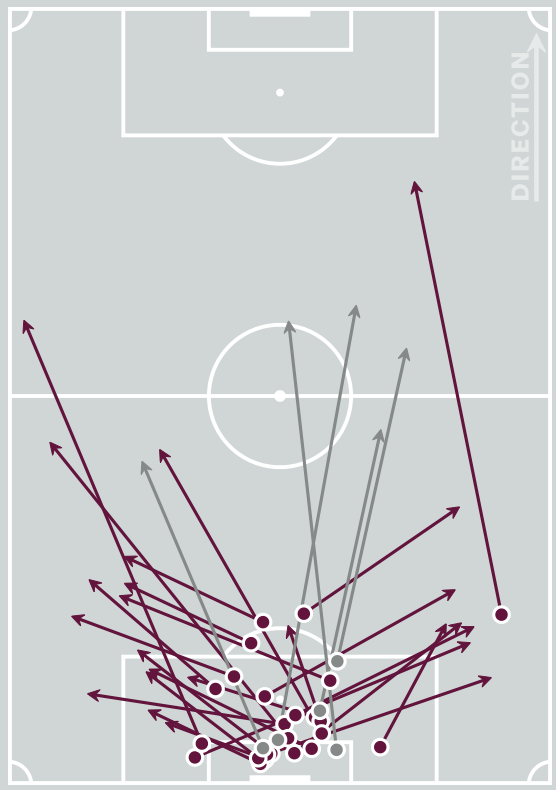

Complete Incomplete

6

Goalkeeper Line Breaks

Goal Prevention

Cameroon

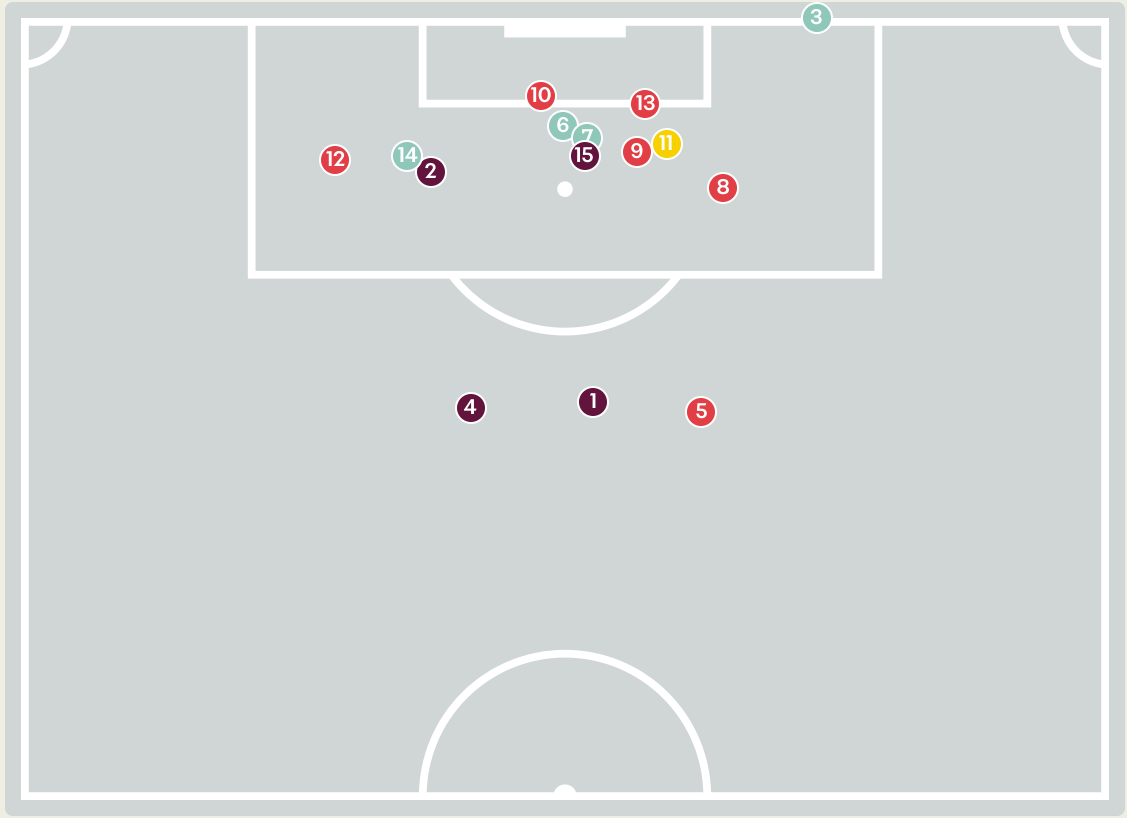

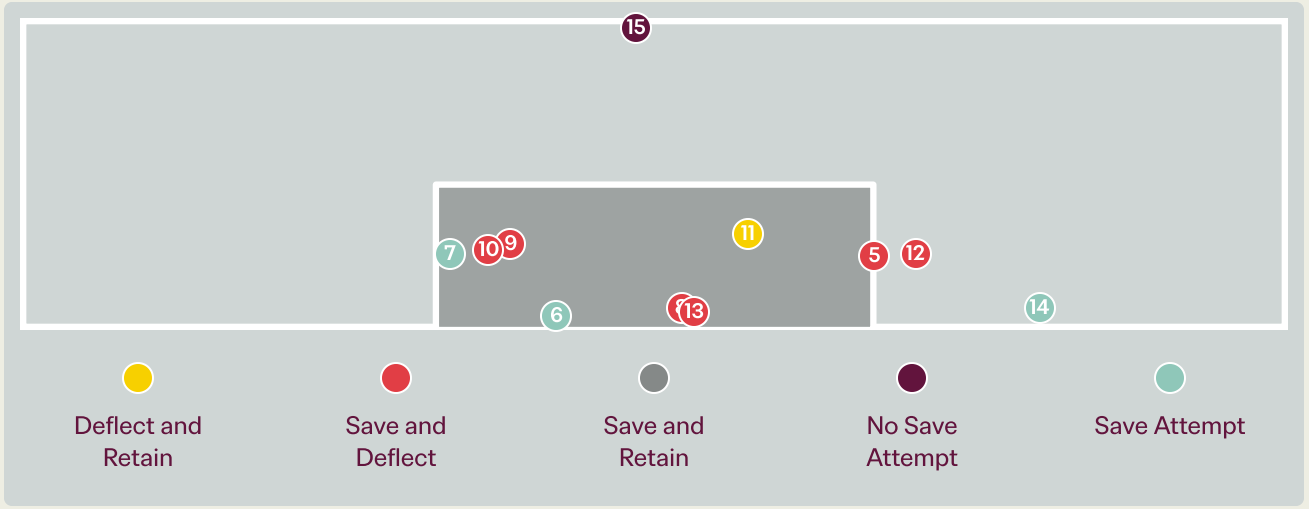

Intervention Type

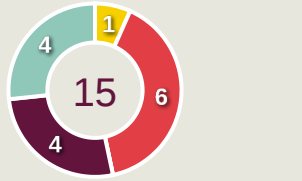

Intervention Body Type

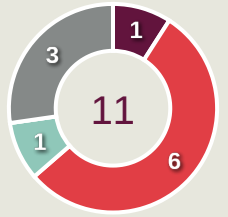

15

Total Attempts on Goal Faced

71

Save %

Total Attempts on Goal Faced	Total Goal Interventions	Save & Retain	Deflect & Retain	Save & Deflect	Save Attempt	No Save Attempt
15	6	0	1	6	4	4

Goal Prevention

Venezuela

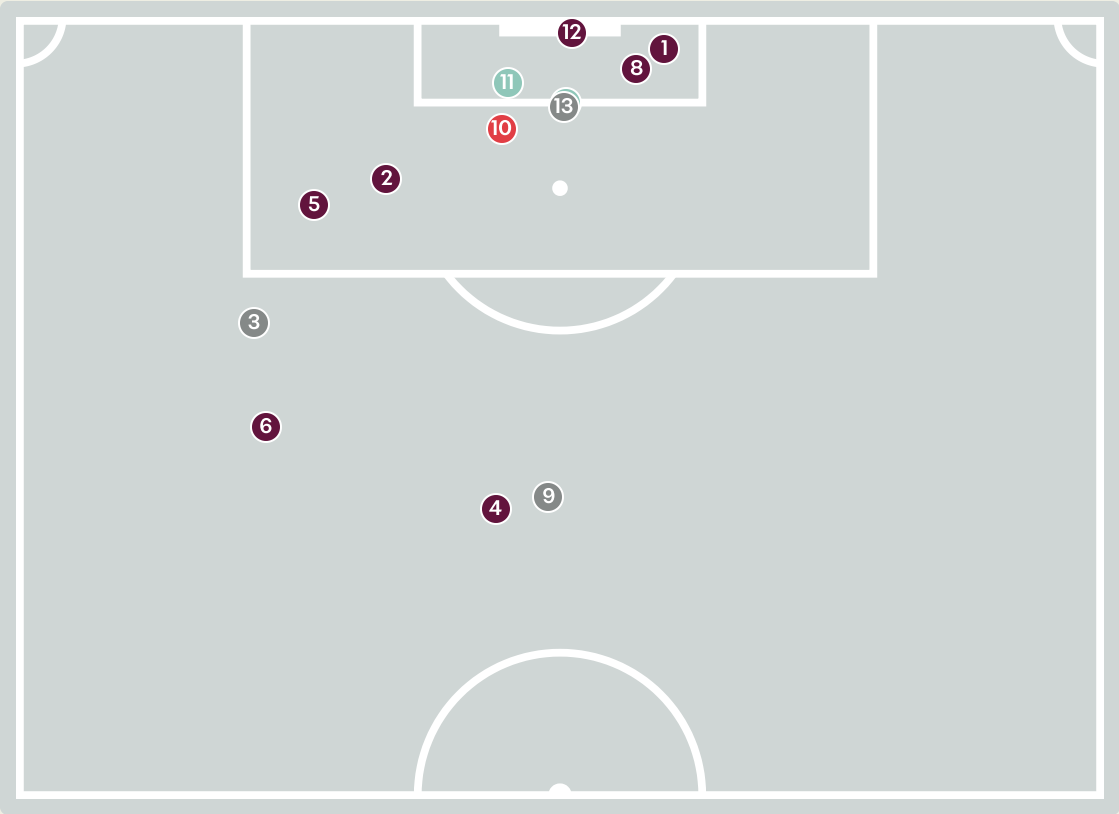

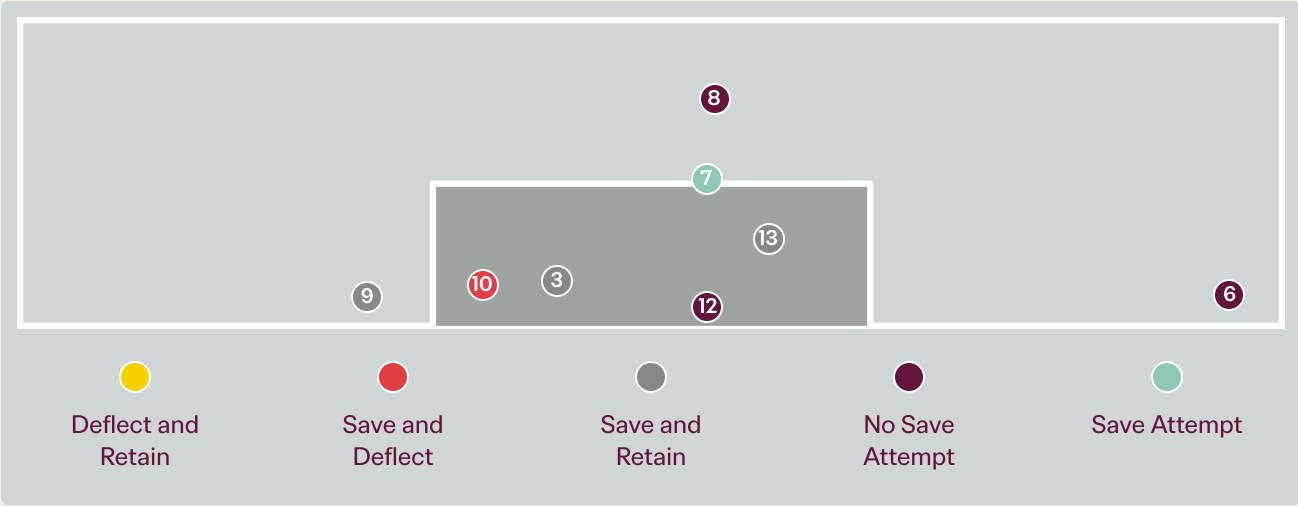

Intervention Type

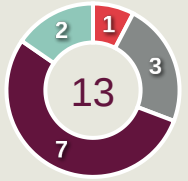

Intervention Body Type

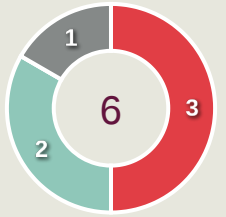

13

Total Attempts on Goal Faced

75

Save %

Total Attempts on Goal Faced	Total Goal Interventions	Save & Retain	Deflect & Retain	Save & Deflect	Save Attempt	No Save Attempt
13	4	3	0	1	2	7

Aerial Control

Cameroon



0
Total Interventions

0	0	0
Complete	Punches	Incomplete

0	0	0
Complete	Claims	Incomplete

0	0	0
Complete	Tipped/Palmed	Incomplete

Crosses Faced

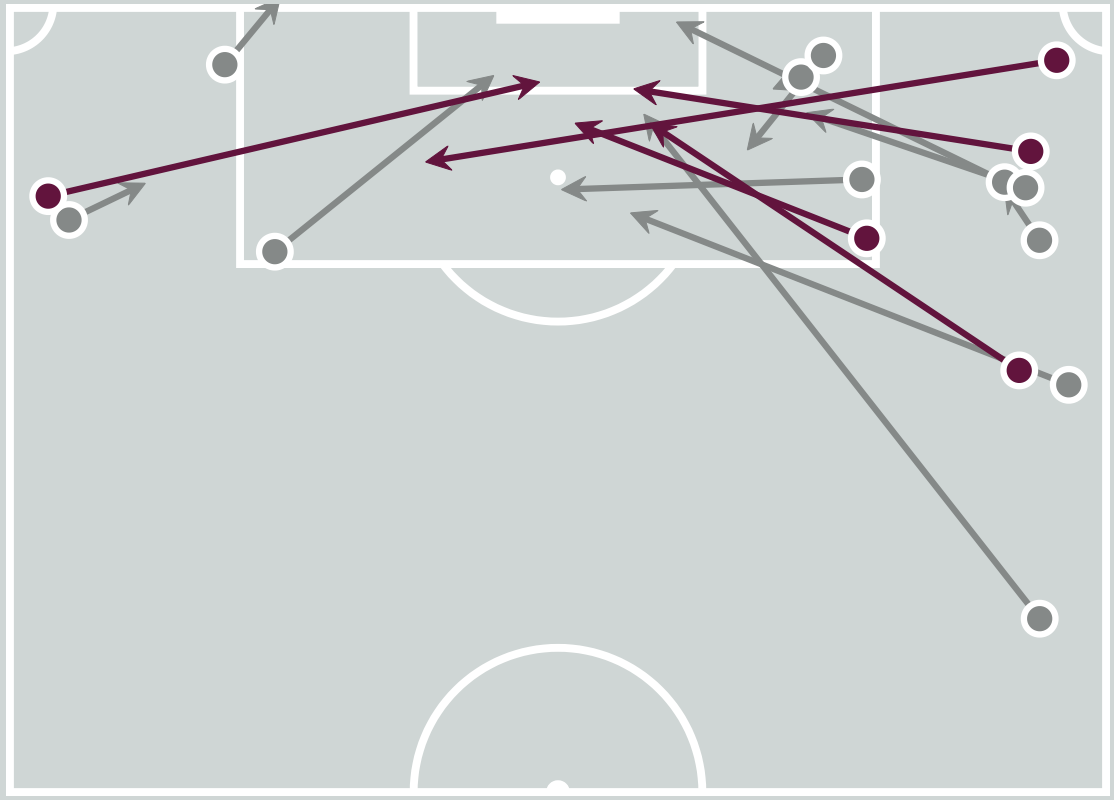

Delivery Types Faced

Total	In Swing	Out Swing	Driven	Lofted	Cutback	Push
22	1	13	1	2	2	3

Aerial Control

Venezuela

2
Total Interventions

2	2	0
Complete	Punches	Incomplete

0	0	0
Complete	Claims	Incomplete

0	0	0
Complete	Tipped/Palmed	Incomplete

Crosses Faced

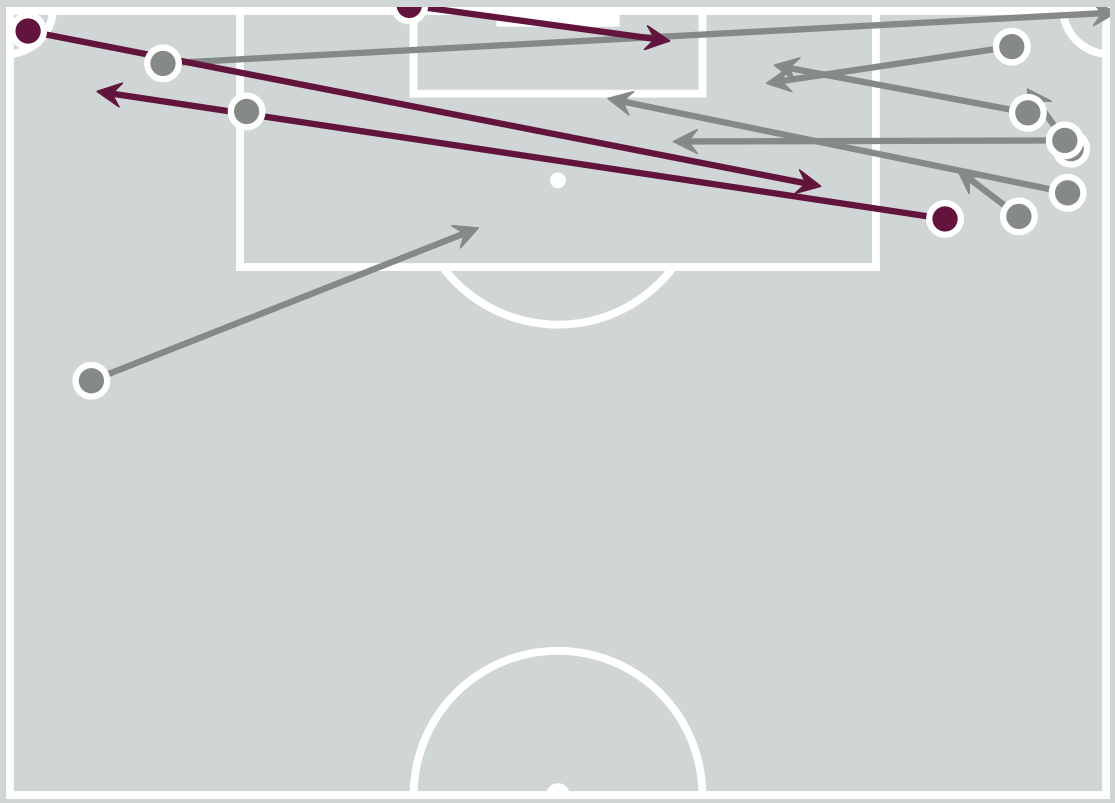

Delivery Types Faced

Total	In Swing	Out Swing	Driven	Lofted	Cutback	Push
16	3	10	1	1	0	1

FIFA U17 WORLD CUP QATAR 2026

SET PLAYS




Cameroon v Venezuela

Set Plays

Cameroon



33
Total Set Plays

7
Total Free Kicks

0
Total Penalties

6
Total Corners

20
Total Throw Ins

Free Kicks	
Type	**Total**
Direct	5
Direct (on target)	0
Direct (off target)	1
Indirect	2

Corners			
Delivery Type	**From Left Side**	**From Right Side**	**Total**
Direct to Area	2	2	4
Short	1	1	2
Edge of Penalty Area	0	0	0

Corners	
Delivery Style	**Total**
Inswing	2
Outswing	2
Driven	0
Lofted	0

Set Plays

Venezuela

49
Total Set Plays

13
Total Free Kicks

0
Total Penalties

6
Total Corners

30
Total Throw Ins

Free Kicks	
Type	**Total**
Direct	11
Direct (on target)	0
Direct (off target)	1
Indirect	2

Corners			
Delivery Type	**From Left Side**	**From Right Side**	**Total**
Direct to Area	0	4	4
Short	2	0	2
Edge of Penalty Area	0	0	0

Corners	
Delivery Style	**Total**
Inswing	0
Outswing	4
Driven	0
Lofted	0

INDIVIDUAL DATA IN POSSESSION




Cameroon v Venezuela

In Possession - Distributions

Cameroon



#	Player	Passes Attempted	Passes Completed	Pass Completion %	Switches of Play	Crosses Attempted	Crosses Completed	Line Breaks Attempted	Line Breaks Completed	Line Break Completion %	Ball Progressions	Take Ons	Step Ins	Attempts at Goal	Goals
1	Glory KINGUE	35	25	71%	0	0	0	9	1	11%	0	0	0	0	0
2	Marc MBONGA	52	42	81%	0	0	0	18	11	61%	3	2	1	0	0
3	Yann NDZIE	46	34	74%	0	1	0	13	9	69%	3	3	0	1	0
7	Douka NKOTO	14	9	64%	0	2	0	2	0	0%	3	3	0	5	0
8	Bassirou NKOTO	13	11	85%	0	1	0	4	4	100%	0	0	0	0	0
11	Aviel HENTCHO	14	12	86%	0	4	2	4	3	75%	2	1	1	2	1
14	Esingila GEORGES	55	49	89%	2	0	0	16	10	62%	0	0	0	1	0
15	Eric BOLO	41	31	76%	2	5	1	3	2	67%	4	4	0	0	0
17	William GUEKE	58	49	84%	2	0	0	22	18	82%	3	2	1	0	0
18	Karel KRYS	46	38	83%	0	1	0	10	7	70%	1	1	0	1	0
20	Joel ANONG	18	17	94%	0	0	0	5	4	80%	0	0	0	0	0
4	Ulrick KENFACK	4	4	100%	0	0	0	0	0	0%	0	0	0	1	0
6	Abdoulraman SOUDEISSE	2	2	100%	0	0	0	1	1	100%	0	0	0	1	0
9	Emmanuel EONE	0	0	0%	0	0	0	0	0	0%	0	0	0	1	0
12	Willy OUMBE	17	14	82%	1	1	1	6	5	83%	0	0	0	0	0
13	Michel MBA	3	1	33%	0	1	0	1	1	100%	1	1	0	0	0

In Possession - Offers & Receptions

Cameroon



			Offer movement types						
#	Player	Total Offers	In Front	In Between	Out to In	In to Out	In Behind	No Movement	Offers Received
1	Glory KINGUE	0	0	0	0	0	0	0	0
2	Marc MBONGA	15	2	0	0	0	0	13	11
3	Yann NDZIE	17	0	1	0	1	5	10	3
7	Douka NKOTO	17	1	2	0	1	12	1	7
8	Bassirou NKOTO	49	0	22	0	2	25	0	11
11	Aviel HENTCHO	15	0	1	0	0	6	8	4
14	Esingila GEORGES	0	0	0	0	0	0	0	0
15	Eric BOLO	6	2	1	0	0	1	2	6
17	William GUEKE	46	11	15	0	4	1	15	25
18	Karel KRYS	13	6	5	0	0	1	1	7
20	Joel ANONG	2	2	0	0	0	0	0	2
4	Ulrick KENFACK	2	0	0	0	0	0	2	0
6	Abdoulraman SOUDEISSE	0	0	0	0	0	0	0	0
9	Emmanuel EONE	1	0	1	0	0	0	0	1
12	Willy OUMBE	1	1	0	0	0	0	0	0
13	Michel MBA	4	1	0	0	0	2	1	2

In Possession - Distributions

Venezuela



#	Player	Passes Attempted	Passes Completed	Pass Completion %	Switches of Play	Crosses Attempted	Crosses Completed	Line Breaks Attempted	Line Breaks Completed	Line Break Completion %	Ball Progressions	Take Ons	Step Ins	Attempts at Goal	Goals
1	Sebastian ANGULO	29	24	83%	1	0	0	6	3	50%	0	0	0	0	0
2	Kevin GUZMAN	36	27	75%	0	2	1	12	8	67%	0	0	0	0	0
3	Javier HERNANDEZ	28	25	89%	0	0	0	12	10	83%	1	0	1	0	0
4	Enmanuel BRITO	47	38	81%	0	0	0	18	13	72%	2	0	2	0	0
5	Piero GARCIA	30	27	90%	0	4	1	9	7	78%	1	1	0	0	0
6	Angel LOPEZ	34	25	74%	0	2	1	17	11	65%	0	0	0	1	0
8	Roman LOZADA	33	25	76%	1	4	0	9	4	44%	5	5	0	3	1
9	Santiago SANCHEZ	14	9	64%	0	1	0	3	2	67%	0	0	0	7	1
10	Junior ARAUJO	18	13	72%	0	1	0	8	3	38%	7	7	0	2	0
17	Andy SAAVEDRA	25	19	76%	0	6	2	7	3	43%	10	9	1	1	0
20	Daniel CHIRINOS	24	18	75%	0	0	0	5	4	80%	0	0	0	0	0
7	Jesus BARRIOS	2	0	0%	0	0	0	1	0	0%	2	2	0	0	0
11	Jose GAMBOA	11	8	73%	0	0	0	3	1	33%	3	3	0	1	0
13	Angel MOTA	0	0	0%	0	0	0	0	0	0%	0	0	0	0	0
18	Deverson GARCIA	4	3	75%	0	2	1	1	1	100%	1	1	0	0	0

In Possession - Offers & Receptions

Venezuela

			Offer movement types						
#	Player	Total Offers	In Front	In Between	Out to In	In to Out	In Behind	No Movement	Offers Received
1	Sebastian ANGULO	2	0	0	0	0	0	2	1
2	Kevin GUZMAN	9	0	4	1	0	2	2	4
3	Javier HERNANDEZ	0	0	0	0	0	0	0	0
4	Enmanuel BRITO	6	1	0	0	0	0	5	4
5	Piero GARCIA	41	21	11	0	3	2	4	12
6	Angel LOPEZ	14	1	2	1	1	4	5	4
8	Roman LOZADA	32	7	7	1	6	10	1	12
9	Santiago SANCHEZ	11	0	2	0	0	9	0	6
10	Junior ARAUJO	5	0	0	0	0	5	0	0
17	Andy SAAVEDRA	18	1	2	0	0	11	4	6
20	Daniel CHIRINOS	3	1	1	0	0	1	0	0
7	Jesus BARRIOS	3	0	1	0	0	1	1	0
11	Jose GAMBOA	5	0	0	1	0	3	1	5
13	Angel MOTA	0	0	0	0	0	0	0	0
18	Deverson GARCIA	3	0	1	0	0	1	1	0

INDIVIDUAL DATA
OUT OF POSSESSION




Cameroon v Venezuela

Out of Possession

Cameroon



#	Player	Tackles Made / Won	Blocks	Interceptions	Pressing Direct	Pressing Indirect	Duels Won - Aerial	Duels Won - Physical	Possession Contests won	Clearances	Loose Ball Receptions	Pushing On	Pushing On into Pressing	Possession Regains	Possession Interrupted
1	Glory KINGUE	0 / 0	0	0	0	0	0	0	0	0	7	0	0	6	0
2	Marc MBONGA	2 / 1	3	2	1	3	1	1	2	6	5	2	0	6	5
3	Yann NDZIE	8 / 2	5	1	3	16	1	0	1	4	13	5	3	7	5
7	Douka NKOTO	4 / 2	6	0	9	30	0	0	0	0	1	15	7	4	2
8	Bassirou NKOTO	1 / 0	0	0	1	45	2	0	2	0	1	40	35	0	1
11	Aviel HENTCHO	3 / 1	2	0	6	5	0	0	0	0	4	1	0	2	1
14	Esingila GEORGES	1 / 1	3	0	2	0	1	0	1	10	3	1	0	7	8
15	Eric BOLO	6 / 2	1	0	5	10	2	0	2	9	9	13	7	3	5
17	William GUEKE	2 / 1	1	1	2	20	0	0	0	0	9	17	7	3	0
18	Karel KRYS	7 / 2	2	5	2	24	1	0	1	2	7	19	13	8	5
20	Joel ANONG	2 / 2	0	0	1	8	0	0	1	1	2	3	3	4	0
4	Ulrick KENFACK	0 / 0	1	0	0	0	1	0	1	1	2	0	0	0	1
6	Abdoulraman SOUDEISSE	0 / 0	0	0	0	0	0	0	0	0	1	0	0	1	0
9	Emmanuel EONE	0 / 0	0	0	0	1	1	0	2	0	0	1	1	0	0
12	Willy OUMBE	4 / 0	2	0	7	7	1	0	1	5	5	5	4	3	3
13	Michel MBA	0 / 0	1	0	0	1	0	0	0	0	1	2	1	0	0

Out of Possession

Venezuela



#	Player	Tackles Made / Won	Blocks	Interceptions	Pressing Direct	Pressing Indirect	Duels Won - Aerial	Duels Won - Physical	Possession Contests won	Clearances	Loose Ball Receptions	Pushing On	Pushing On into Pressing	Possession Regains	Possession Interrupted
1	Sebastian ANGULO	0 / 0	0	0	0	0	0	0	0	0	3	0	0	5	0
2	Kevin GUZMAN	4 / 0	6	0	6	17	1	0	2	8	4	24	8	7	7
3	Javier HERNANDEZ	0 / 0	1	0	2	3	3	0	3	8	2	5	2	4	6
4	Enmanuel BRITO	3 / 3	3	0	2	4	3	0	4	10	9	14	4	10	8
5	Piero GARCIA	1 / 1	2	0	5	13	2	0	2	1	5	18	5	2	2
6	Angel LOPEZ	2 / 1	4	1	0	4	3	0	4	7	3	9	3	5	6
8	Roman LOZADA	10 / 3	0	0	10	22	4	0	6	3	6	19	13	4	4
9	Santiago SANCHEZ	3 / 0	0	0	4	16	3	0	3	1	5	11	6	0	2
10	Junior ARAUJO	2 / 1	3	0	4	13	0	0	0	1	4	10	6	3	1
17	Andy SAAVEDRA	6 / 0	2	1	7	17	2	0	3	1	9	18	13	3	5
20	Daniel CHIRINOS	3 / 0	1	1	4	15	0	0	1	3	8	9	1	5	1
7	Jesus BARRIOS	1 / 0	1	0	0	2	0	0	0	0	1	2	2	0	0
11	Jose GAMBOA	0 / 0	1	0	2	7	0	0	0	0	2	6	4	0	0
13	Angel MOTA	0 / 0	0	0	0	0	0	0	0	0	0	1	0	0	0
18	Deverson GARCIA	0 / 0	0	0	0	9	0	0	0	0	2	6	3	0	0

INDIVIDUAL DATA
PHYSICAL




Cameroon v Venezuela

Physical Data

Cameroon



#	Player	Total Distance (m)	Zone 1: 0-7 km/h (m)	Zone 2: 7-15 km/h (m)	Zone 3: 15-20 km/h (m)	Zone 4: 20-25 km/h (m)	Zone 5: 25+ km/h (m)	High Speed Runs (Zone 3)	Sprints (Zone 4 & 5)	Top Speed (km/h)
1	Glory KINGUE	4805.7	3468.0	1139.0	91.6	75.3	31.9	8.0	4.0	32.0
2	Marc MBONGA	6935.7	3007.1	3129.6	516.3	221.6	61.0	52.0	16.0	31.6
3	Yann NDZIE	10046.7	3334.8	4698.7	1219.7	579.8	213.8	118.0	42.0	31.6
7	Douka NKOTO	9717.7	3684.2	4270.7	993.9	499.3	269.6	86.0	44.0	30.4
8	Bassirou NKOTO	8229.7	3098.6	3080.3	1237.1	661.5	152.3	93.0	49.0	29.4
11	Aviel HENTCHO	10134.3	3680.1	4545.6	1152.7	526.5	229.4	114.0	41.0	33.0
14	Esingila GEORGES	9063.2	3776.5	4105.4	875.8	237.9	67.6	86.0	19.0	30.8
15	Eric BOLO	9655.7	3156.5	4556.1	1385.9	422.0	135.2	115.0	32.0	29.2
17	William GUEKE	9841.3	3701.3	4547.2	1285.5	278.8	28.5	110.0	21.0	28.8
18	Karel KRYS	10031.8	3394.0	4596.1	1396.2	487.9	157.6	127.0	38.0	30.3
20	Joel ANONG	6396.9	1843.7	3206.5	1091.2	250.1	5.3	99.0	17.0	25.4
4	Ulrick KENFACK	1631.9	586.6	718.1	191.0	108.7	27.5	14.0	8.0	26.8
6	Abdoulraman SOUDEISSE	705.3	181.1	286.7	162.2	75.3	0	14.0	4.0	22.5
9	Emmanuel EONE	657.2	196.7	299.7	104.1	48.8	7.9	10.0	3.0	25.6
12	Willy OUMBE	4933.7	1634.5	2062.2	803.4	320.0	113.7	61.0	24.0	30.7
13	Michel MBA	1763.6	672.1	623.4	329.9	80.4	57.8	24.0	7.0	32.7

Physical Data

Venezuela



#	Player	Total Distance (m)	Zone 1: 0-7 km/h (m)	Zone 2: 7-15 km/h (m)	Zone 3: 15-20 km/h (m)	Zone 4: 20-25 km/h (m)	Zone 5: 25+ km/h (m)	High Speed Runs (Zone 3)	Sprints (Zone 4 & 5)	Top Speed (km/h)
1	Sebastian ANGULO	4782.3	3681.2	1012.6	80.5	8.1	0	8.0	1.0	21.3
2	Kevin GUZMAN	9742.7	3683.8	4525.0	1090.8	354.4	88.6	91.0	31.0	31.1
3	Javier HERNANDEZ	9055.2	3896.0	3819.4	1050.2	240.5	49.2	89.0	17.0	28.2
4	Enmanuel BRITO	10048.0	3777.9	4801.4	1004.4	353.1	111.2	96.0	31.0	29.2
5	Piero GARCIA	9602.5	2407.3	5049.7	1551.7	493.5	100.3	137.0	37.0	29.5
6	Angel LOPEZ	10978.9	3690.1	5263.2	1354.0	480.0	191.5	123.0	35.0	33.6
8	Roman LOZADA	10955.6	3596.5	5454.0	1484.3	373.5	47.3	127.0	31.0	28.2
9	Santiago SANCHEZ	9488.5	3896.9	4018.3	969.3	453.7	150.2	94.0	35.0	32.3
10	Junior ARAUJO	6390.0	2626.1	2909.2	568.5	252.3	33.9	57.0	19.0	27.7
17	Andy SAAVEDRA	8095.2	2870.9	3582.8	979.8	464.4	197.2	94.0	42.0	31.6
20	Daniel CHIRINOS	10789.3	3319.0	5913.2	1215.1	281.8	60.1	113.0	18.0	31.2
7	Jesus BARRIOS	2130.6	792.1	771.0	300.2	194.2	73.1	25.0	14.0	28.4
11	Jose GAMBOA	3625.8	1298.2	1283.0	522.7	444.5	77.4	50.0	25.0	28.5
13	Angel MOTA	433.6	105.3	138.6	86.2	52.7	50.8	7.0	4.0	30.6
18	Deverson GARCIA	1924.1	711.8	751.4	269.0	127.3	64.7	23.0	10.0	30.0


FIFA
U17
WORLD CUP
QATAR 2026