FIFA U17 WORLD CUP QATAR 2026

POST MATCH SUMMARY REPORT

Tanzania 2 - 2 Costa Rica

Group I - Match 18
21 November 2026
16:00 Kick Off
Aspire Zone - Pitch 1 - Mohammed Ghanim

21 November 2026 - Aspire Zone - Pitch 1 - Mohammed Ghanim - 16:00

Match Summary - Teams

Tanzania

2 – 2

Costa Rica

STARTING

18	GK	Haji ABDALAH	13'	
3	DF	Kassim Seleman MAHIMBO	59'	
5	DF	Hussein MBEGU	47'	
8	MF	Issa CHOLE		
10	FW	Luqman MBALASALU	↓ 45'	
11	MF	Razaki MBEGELENDI	↓ 73'	
12	DF	Elick LUPUGA		
14	DF	Idrisa KILENDEMO	↓ 84'	
17	MF	Hamis Chenga MIHAMBO	↓ 84'	
19	MF	Sadam HAMIS		
20	FW	Faraji KAYANDA	⚽ 51' ⚽ 73'	↓ 90+2'

SUBSTITUTES

1	GK	Shabani BAKARI	
13	GK	Abrahman Vuai NASSORO	
2	DF	Mohammed MOHAMMED	
4	DF	Abubakar OTHMAN	↑ 84'
6	MF	Soann SHABANI	
7	MF	Abel SAMSON	↑ 73'
9	FW	Juma SAGWE	↑ 90+2'
15	FW	Dismas ATHANASI	
16	MF	Kelvin TONDI	↑ 84'
21	MF	Bashiri KIBAILA	↑ 45'

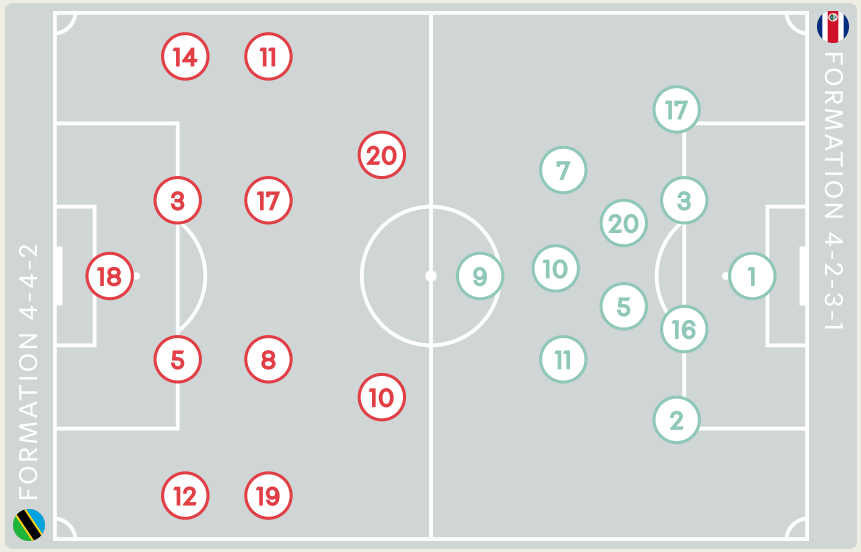

STARTING

		Fabian ARAYA	GK	1
		Brayan CALDERON	DF	2
60'		Thiago CORDERO	DF	3
		Yordi ALFARO	MF	5
↓ 71'		Akenai SAMUELS	FW	7
↓ 70'		Ethan BARLEY	FW	9
↓ 82'	⚽ 15'	Jorshuad PILARTE	MF	10
↓ 82'		Paul GONZALEZ	FW	11
		Ian BADILLA	DF	16
↓ 63'		Paul JIMENEZ	DF	17
⚽ 8'		Jefrey URBINA	FW	20

SUBSTITUTES

		Sebastian LEIVA	GK	13
		Joshmark ARIAS	GK	18
↑ 82'		Adrian ESPINOZA	DF	4
		Santiago QUIROS	MF	6
↑ 70'		Marshal ARAYA	MF	8
		Sebastian GOMEZ	DF	12
		Keylord MADRIGAL	MF	14
↑ 63'		Sebastian HERNANDEZ	DF	15
↑ 82'		Dwyane WOODLY	FW	19
↑ 71'		Kyan MC DONALD	FW	21

Distribution in the Final Third

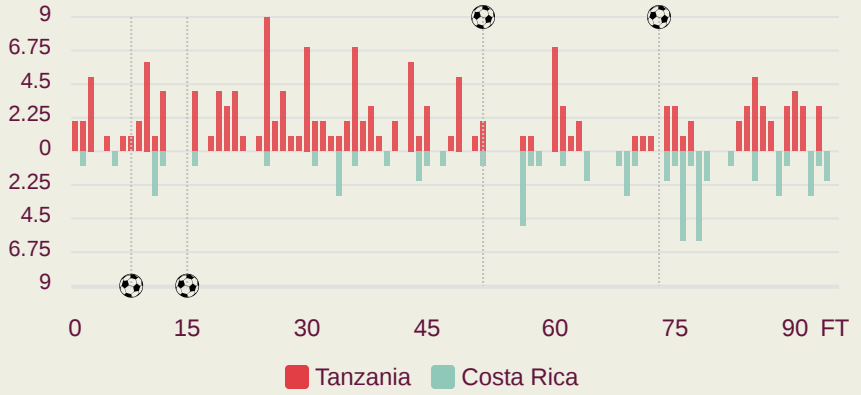

21 November 2026 - Aspire Zone - Pitch 1 - Mohammed Ghanim - 16:00

Match Summary - Key Statistics



Tanzania

2 — 2

Costa Rica



Possession

Total	51.2%	14.4%	34.4%	Total
2	Goals			2
1.76	xG (Expected Goals)			0.23
22 (5)	Attempts at Goal (On Target)			9 (2)
435 (357)	Total Passes (Complete)			289 (198)
82 %	Pass Completion %			69 %
96	Completed Line Breaks			52
19	Defensive Line Breaks			3
128	Receptions in the Final Third			51
27	Crosses			12
32	Ball Progressions			22
157 (33)	Defensive Pressures Applied (Direct Pressures)			283 (59)
46	Forced Turnovers			51
97	Second Balls			62
113.7 km	Total Distance Covered			110.8 km
6.3 km	Zone 4 – Low Speed Sprinting: 20-25 km/h			4.9 km

21 November 2026 - Aspire Zone - Pitch 1 - Mohammed Ghanim - 16:00

Tanzania

Phases of Play

Costa Rica

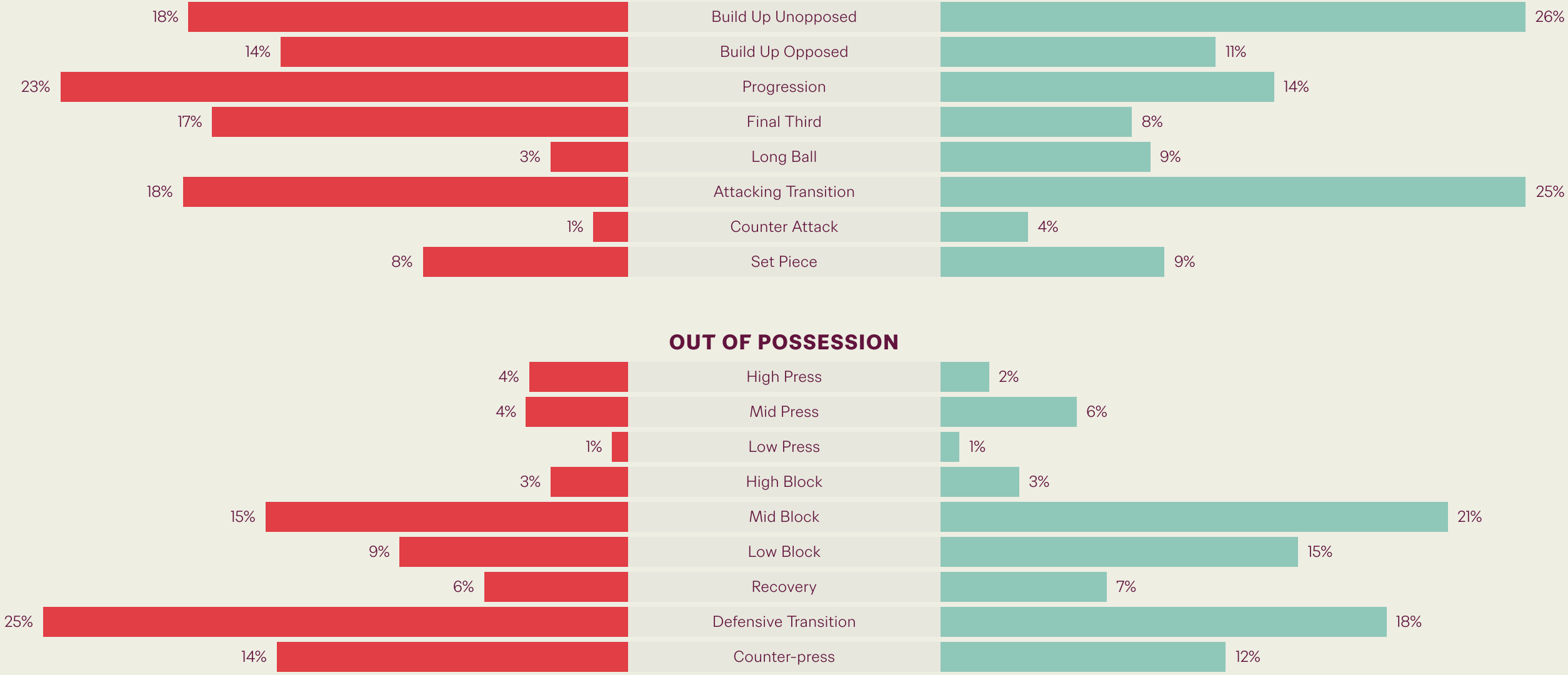

FIFA U17 WORLD CUP QATAR 2026

IN POSSESSION




Tanzania v Costa Rica

In Possession Line Height & Team Length

Tanzania

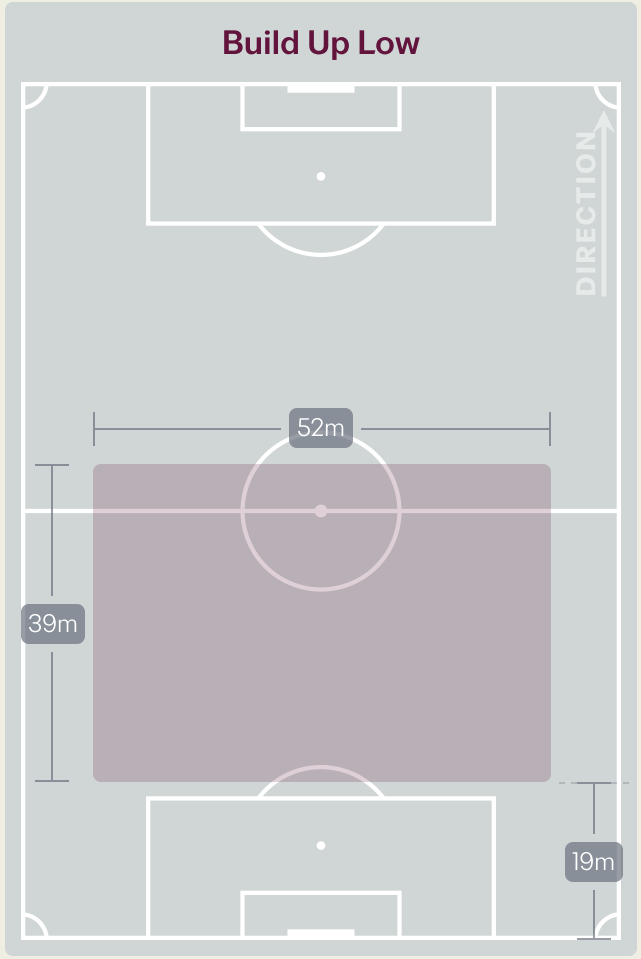

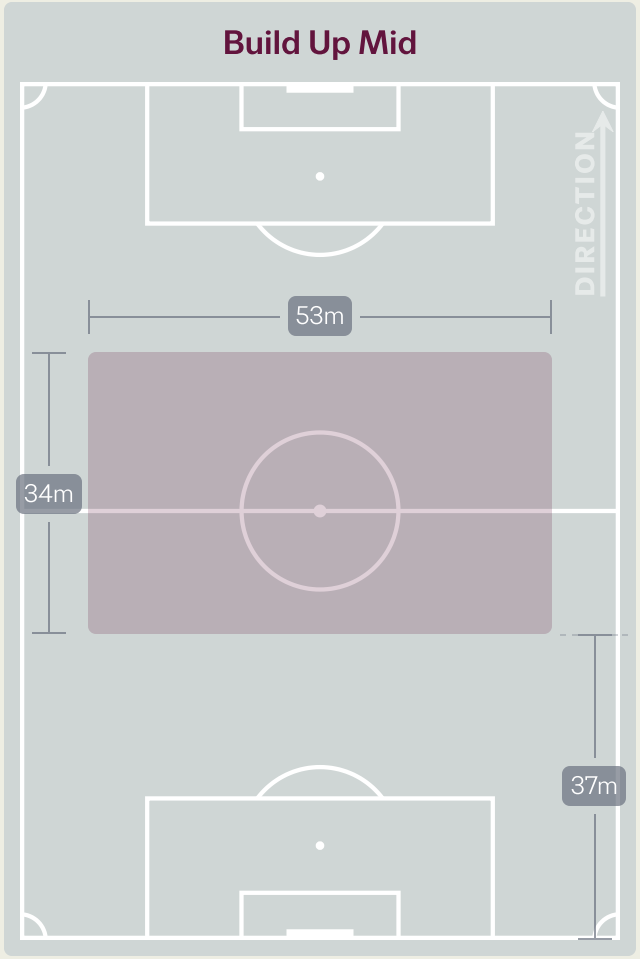

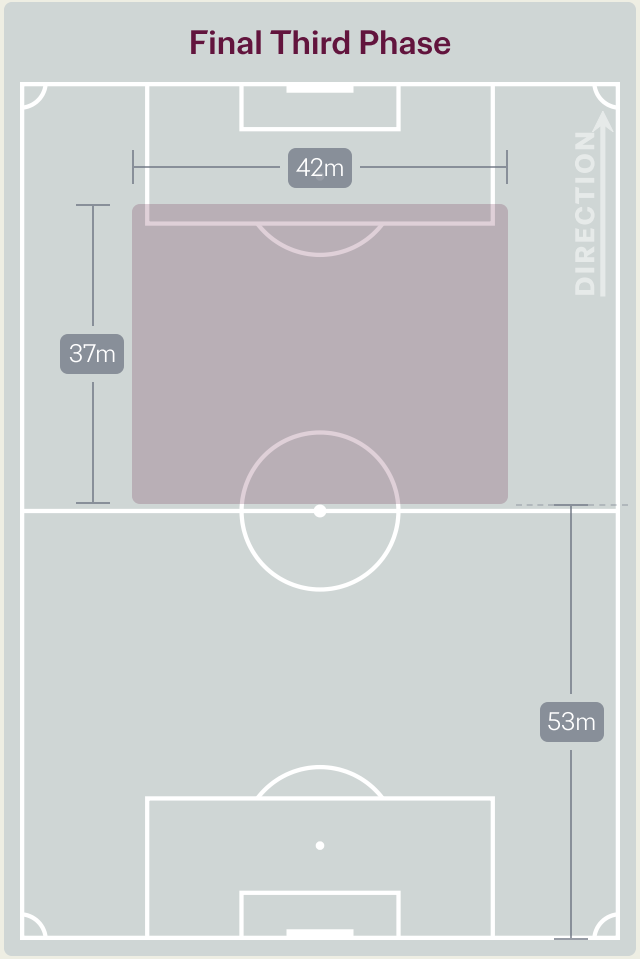

In Possession Line Height & Team Length

Costa Rica

Build Up Low

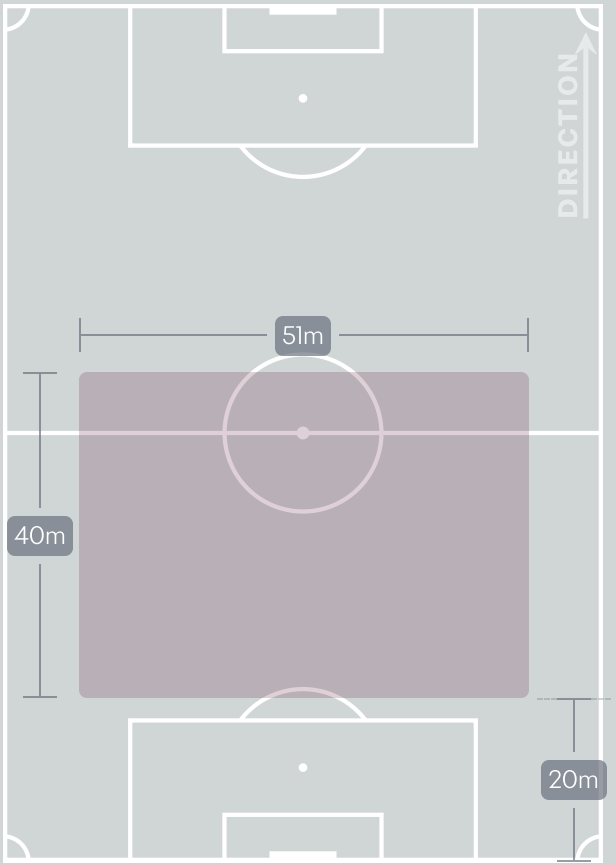

Build Up Mid

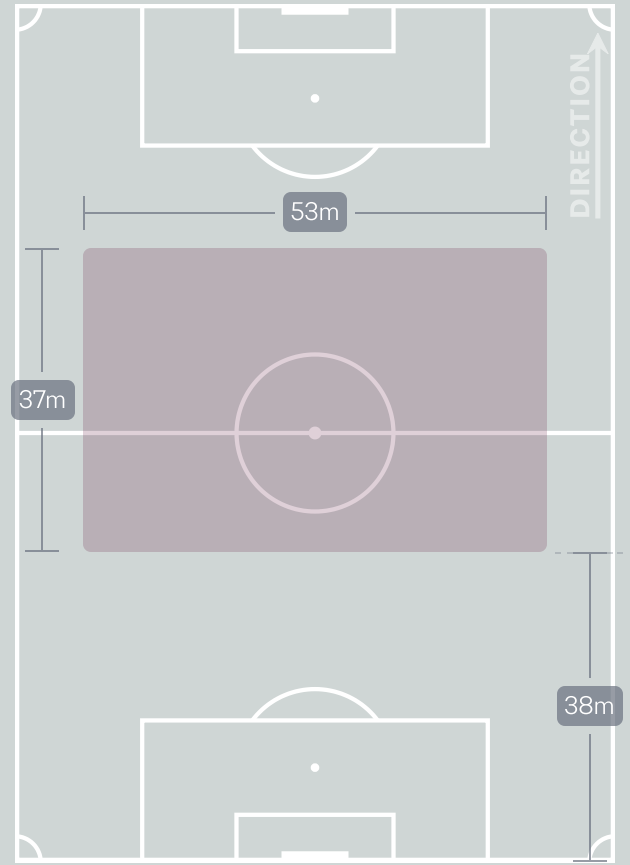

Final Third Phase

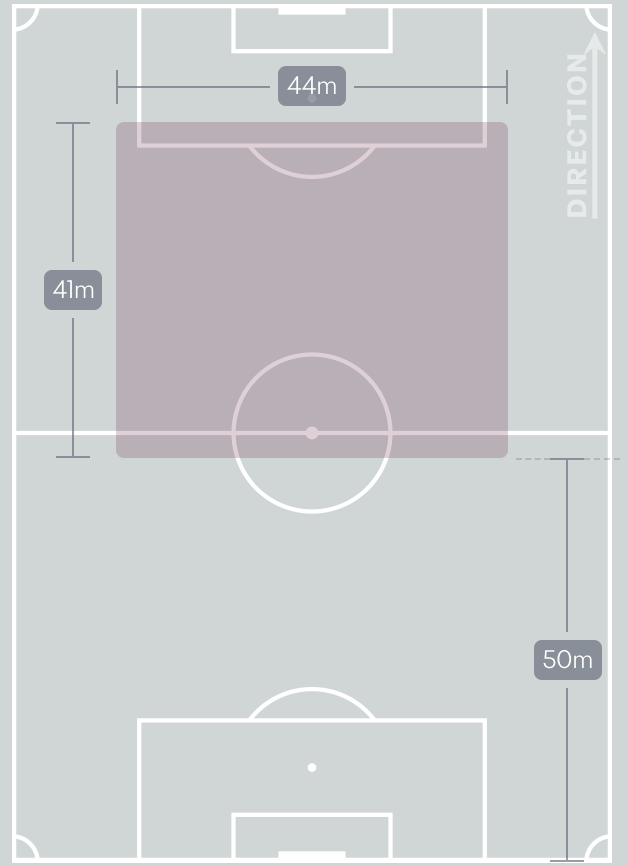

Line Breaks

Tanzania

Attempted Line Breaks
137

41	31
Attempted	Complete

39	35
Attempted	Complete

57	30
Attempted	Complete

4 Units

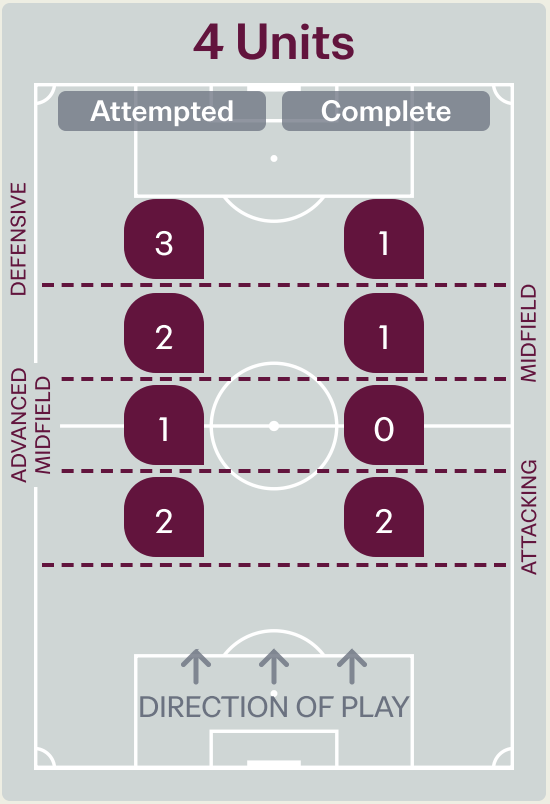

Attempted Line Breaks	8
Inside Shape	5
Outside Shape	3

3 Units

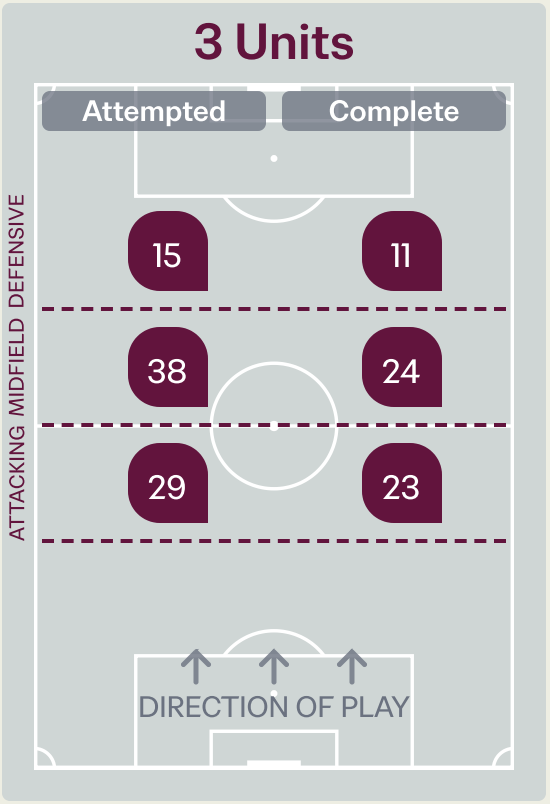

Attempted Line Breaks	82
Inside Shape	48
Outside Shape	34

2 Units

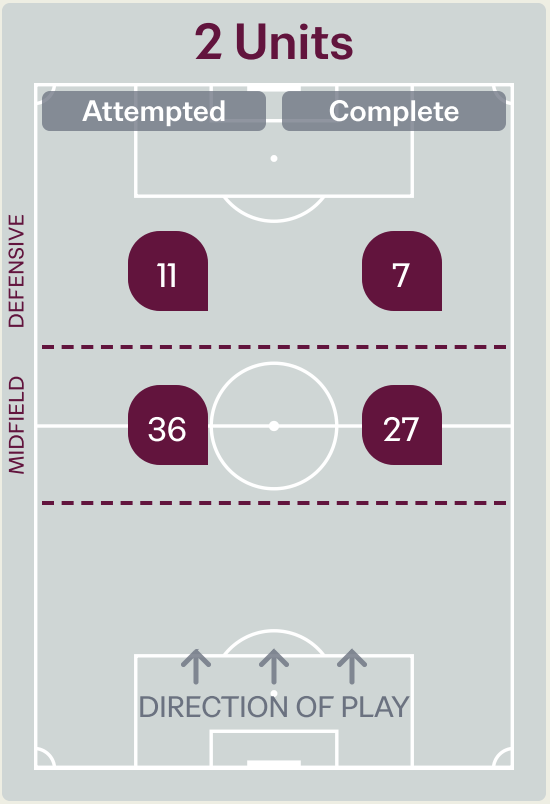

Attempted Line Breaks	47
Inside Shape	26
Outside Shape	21

Line Breaks

Costa Rica

Attempted Line Breaks
108

19	13
Attempted	Complete

16	10
Attempted	Complete

73	29
Attempted	Complete

4 Units

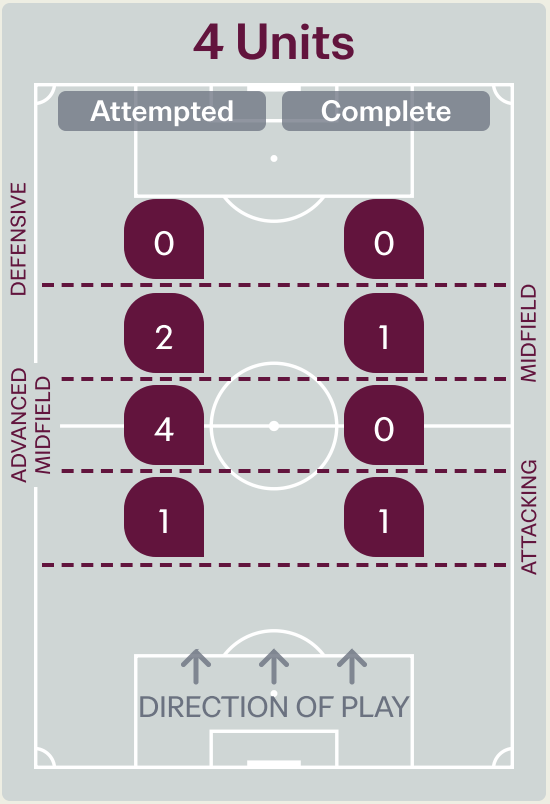

Attempted Line Breaks	7
Inside Shape	5
Outside Shape	2

3 Units

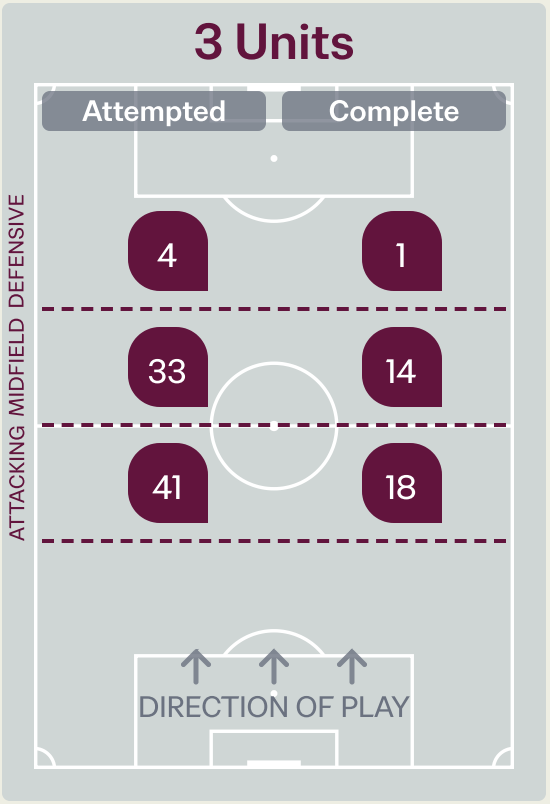

Attempted Line Breaks	78
Inside Shape	62
Outside Shape	16

2 Units

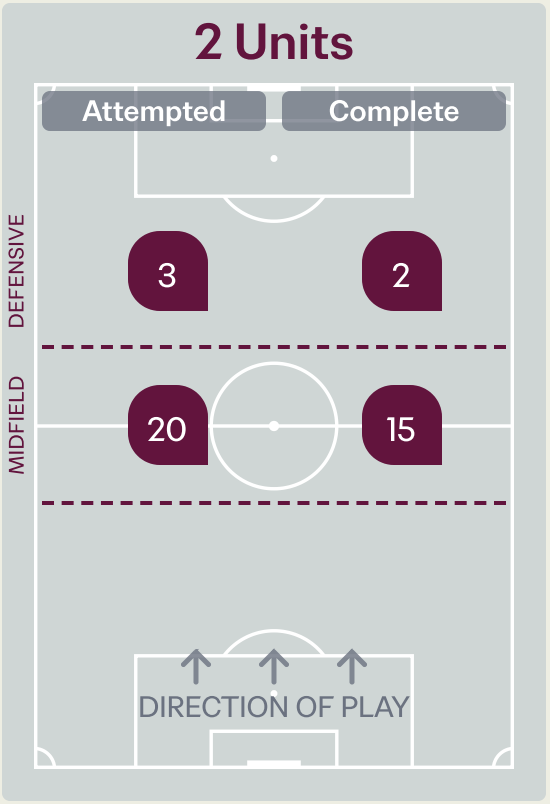

Attempted Line Breaks	23
Inside Shape	14
Outside Shape	9

Line Breaks

Tanzania

					4 Units				3 Units			2 Units		Direction			Distribution Type		
#	Player	Line Breaks Attempted	Line Breaks Completed	Line Break Completion %	Attacking Line	Attacking Midfield Line	Midfield Line	Defensive Line	Attacking Line	Midfield Line	Defensive Line	Midfield Line	Defensive Line	Through	Around	Over	Pass	Cross	Ball Progression
18	Haji ABDALAH	9	3	33%	0	0	1	1	0	6	1	0	0	0	0	9	9	0	0
3	Kassim Seleman MAHIMBO	17	15	88%	0	0	0	0	6	2	1	7	1	6	5	6	16	0	1
5	Hussein MBEGU	12	7	58%	2	0	0	0	2	5	0	1	2	5	0	7	12	0	0
8	Issa CHOLE	22	14	64%	0	1	0	1	6	7	1	5	1	7	7	8	21	1	0
10	Luqman MBALASALU	4	3	75%	0	0	0	1	0	2	1	0	0	4	0	0	3	0	1
11	Razaki MBEGELENDI	7	6	86%	0	0	0	0	0	1	1	3	2	0	3	4	5	2	0
12	Elick LUPUGA	23	16	70%	0	0	0	0	12	6	0	5	0	3	9	11	22	1	0
14	Idrisa KILENDEMO	12	7	58%	0	0	0	0	2	1	1	7	1	5	4	3	11	0	1
17	Hamis Chenga MIHAMBO	9	8	89%	0	0	0	0	1	1	3	3	1	5	2	2	9	0	0
19	Sadam HAMIS	12	8	67%	0	0	0	0	0	4	3	3	2	3	6	3	10	0	2
20	Faraji KAYANDA	2	2	100%	0	0	0	0	0	2	0	0	0	1	0	1	2	0	0
4	Abubakar OTHMAN	1	1	100%	0	0	0	0	0	0	0	1	0	0	1	0	1	0	0
7	Abel SAMSON	0	0	0%	0	0	0	0	0	0	0	0	0	0	0	0	0	0	0
9	Juma SAGWE	0	0	0%	0	0	0	0	0	0	0	0	0	0	0	0	0	0	0
16	Kelvin TONDI	2	1	50%	0	0	0	0	0	0	2	0	0	1	1	0	1	0	1
21	Bashiri KIBAILA	5	5	100%	0	0	1	0	0	1	1	1	1	1	1	3	4	1	0

Line Breaks

Costa Rica



					4 Units				3 Units			2 Units		Direction			Distribution Type		
#	Player	Line Breaks Attempted	Line Breaks Completed	Line Break Completion %	Attacking Line	Attacking Midfield Line	Midfield Line	Defensive Line	Attacking Line	Midfield Line	Defensive Line	Midfield Line	Defensive Line	Through	Around	Over	Pass	Cross	Ball Progression
1	Fabian ARAYA	25	5	20%	0	2	0	0	14	9	0	0	0	0	0	25	25	0	0
2	Brayan CALDERON	9	4	44%	0	0	0	0	2	4	1	2	0	0	4	5	9	0	0
3	Thiago CORDERO	10	6	60%	0	0	0	0	6	1	0	3	0	2	1	7	10	0	0
5	Yordi ALFARO	12	7	58%	0	1	0	0	5	4	0	2	0	5	1	6	10	0	2
7	Akenai SAMUELS	4	2	50%	0	0	1	0	0	1	2	0	0	1	1	2	2	0	2
9	Ethan BARLEY	0	0	0%	0	0	0	0	0	0	0	0	0	0	0	0	0	0	0
10	Jorshuad PILARTE	1	0	0%	0	0	0	0	0	1	0	0	0	0	0	1	1	0	0
11	Paul GONZALEZ	3	3	100%	0	0	0	0	0	0	0	2	1	2	0	1	3	0	0
16	Ian BADILLA	12	5	42%	1	0	1	0	6	3	0	1	0	1	4	7	12	0	0
17	Paul JIMENEZ	8	5	62%	0	0	0	0	2	5	0	1	0	2	1	5	8	0	0
20	Jefrey URBINA	1	1	100%	0	0	0	0	0	0	0	1	0	1	0	0	1	0	0
4	Adrian ESPINOZA	7	4	57%	0	0	0	0	2	3	0	2	0	1	1	5	7	0	0
8	Marshal ARAYA	4	1	25%	0	0	0	0	1	1	0	1	1	0	1	3	3	1	0
15	Sebastian HERNANDEZ	10	8	80%	0	1	0	0	3	1	0	4	1	2	2	6	10	0	0
19	Dwyane WOODLY	1	0	0%	0	0	0	0	0	0	1	0	0	1	0	0	1	0	0
21	Kyan MC DONALD	1	1	100%	0	0	0	0	0	0	0	1	0	1	0	0	1	0	0

Passing Networks

Tanzania

#	Passes From ↓ to →	Haji ABDALAH	Kassim Seleman MAHIMBO	Hussein MBEGU	Issa CHOLE	Luqman MBALASALU	Razaki MBEGELENDI	Elick LUPUGA	Idrisa KILENDEMO	Hamis Chenga MIHAMBO	Sadam HAMIS	Faraji KAYANDA	Abubakar OTHMAN	Abel SAMSON	Juma SAGWE	Kelvin TONDI	Bashiri KIBAILA
18	Haji ABDALAH		1	3	1	0	0	3	0	0	2	1	0	0	0	0	0
3	Kassim Seleman MAHIMBO	2		9	4	2	8	0	7	5	0	0	0	2	0	0	2
5	Hussein MBEGU	2	6		8	0	3	5	5	1	3	1	0	0	0	1	0
8	Issa CHOLE	4	10	3		4	0	10	6	2	5	4	1	2	0	1	0
10	Luqman MBALASALU	0	1	1	1		0	0	2	0	4	0	0	0	0	0	0
11	Razaki MBEGELENDI	0	2	1	1	1		1	3	5	4	1	0	0	0	0	0
12	Elick LUPUGA	0	1	4	9	2	0		1	3	7	0	0	0	0	0	2
14	Idrisa KILENDEMO	0	6	3	4	2	7	2		3	1	0	0	0	0	0	0
17	Hamis Chenga MIHAMBO	0	2	1	4	1	6	1	3		5	5	0	0	0	0	2
19	Sadam HAMIS	1	0	3	7	0	4	7	1	2		1	0	1	0	0	3
20	Faraji KAYANDA	1	1	1	2	1	1	0	0	2	3		0	0	0	1	1
4	Abubakar OTHMAN	0	0	2	0	0	0	0	0	0	0	0		1	0	0	0
7	Abel SAMSON	0	4	1	1	0	0	0	0	0	0	0	0		0	0	1
9	Juma SAGWE	0	0	0	0	0	0	0	0	0	0	0	0	0		0	0
16	Kelvin TONDI	0	1	0	0	0	0	1	0	0	2	0	0	0	0		0
21	Bashiri KIBAILA	0	1	0	3	0	1	0	0	1	1	2	0	2	0	1	

Top 5 Player to Player Passers		
Player	Passed To	% of Total Team Passes
Issa CHOLE	Kassim Seleman MAHIMBO	3.1%
Issa CHOLE	Elick LUPUGA	3.1%
Kassim Seleman MAHIMBO	Hussein MBEGU	2.8%
Elick LUPUGA	Issa CHOLE	2.8%
Kassim Seleman MAHIMBO	Razaki MBEGELENDI	2.5%

Passing Networks

Costa Rica

#	Passes From ↓ to →	Fabian ARAYA	Brayan CALDERON	Thiago CORDERO	Yordi ALFARO	Akenai SAMUELS	Ethan BARLEY	Jorshuad PILARTE	Paul GONZALEZ	Ian BADILLA	Paul JIMENEZ	Jefrey URBINA	Adrian ESPINOZA	Marshal ARAYA	Sebastian HERNANDEZ	Dwyane WOODLY	Kyan MC DONALD
1	Fabian ARAYA		3	2	1	0	2	0	0	5	0	0	1	0	0	0	0
2	Brayan CALDERON	0		2	1	0	0	1	2	5	0	0	0	0	0	0	0
3	Thiago CORDERO	3	3		2	1	0	1	2	9	0	0	1	1	1	0	0
5	Yordi ALFARO	0	1	7		3	1	0	2	5	4	2	0	1	2	0	1
7	Akenai SAMUELS	0	0	0	0		2	0	1	1	1	1	0	0	1	0	0
9	Ethan BARLEY	0	1	0	1	1		0	2	0	0	0	0	0	0	0	0
10	Jorshuad PILARTE	0	2	0	6	0	0		3	3	1	0	0	0	2	0	0
11	Paul GONZALEZ	0	0	0	0	2	1	3		0	0	1	0	0	0	0	0
16	Ian BADILLA	4	3	2	5	0	2	2	0		2	0	2	0	0	0	0
17	Paul JIMENEZ	1	0	3	0	2	0	0	0	1		0	0	0	0	0	0
20	Jefrey URBINA	0	0	0	2	0	1	4	1	0	0		0	0	0	0	0
4	Adrian ESPINOZA	0	1	0	0	0	0	0	0	0	0	0		1	1	0	1
8	Marshal ARAYA	0	0	1	1	0	0	0	0	0	0	0	1		2	0	1
15	Sebastian HERNANDEZ	0	0	2	1	0	0	0	1	0	0	0	0	2		2	2
19	Dwyane WOODLY	0	0	0	0	0	0	0	0	0	0	0	0	0	0		0
21	Kyan MC DONALD	0	2	0	1	0	0	1	0	0	0	0	0	3	1	0	

Top 5 Player to Player Passers

Player	Passed To	% of Total Team Passes
Thiago CORDERO	Ian BADILLA	5%
Yordi ALFARO	Thiago CORDERO	3.9%
Jorshuad PILARTE	Yordi ALFARO	3.4%
Fabian ARAYA	Ian BADILLA	2.8%
Brayan CALDERON	Ian BADILLA	2.8%

Attempts at Goal

Tanzania

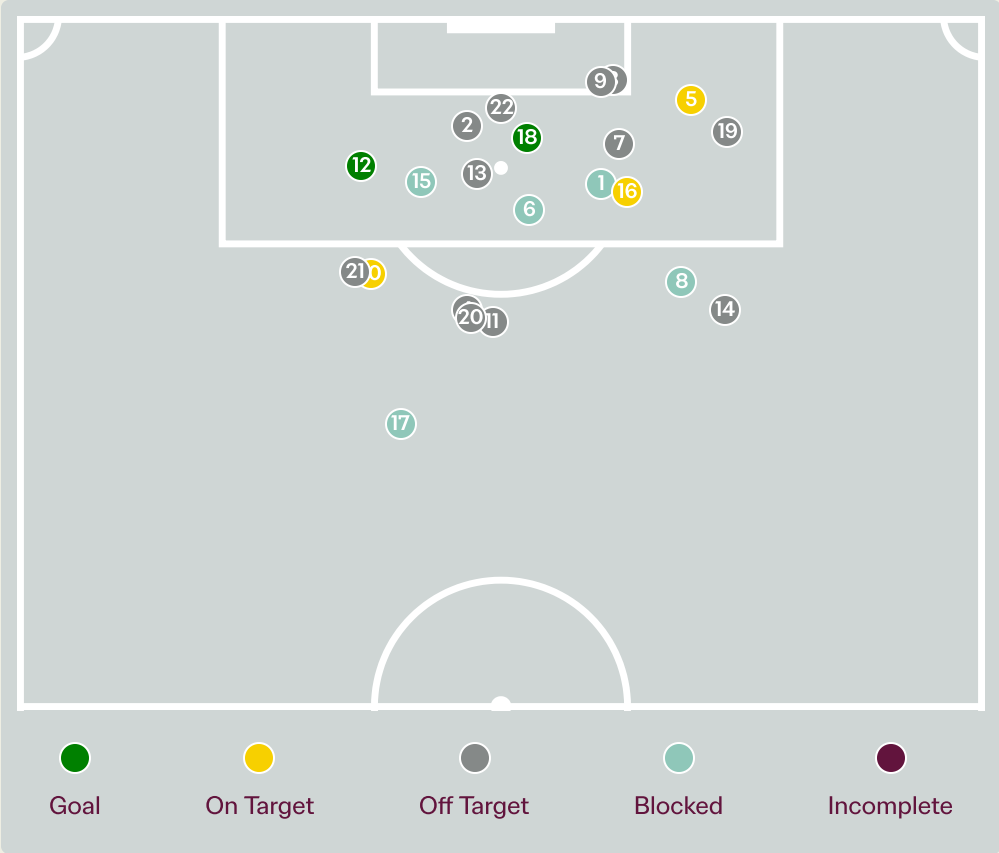

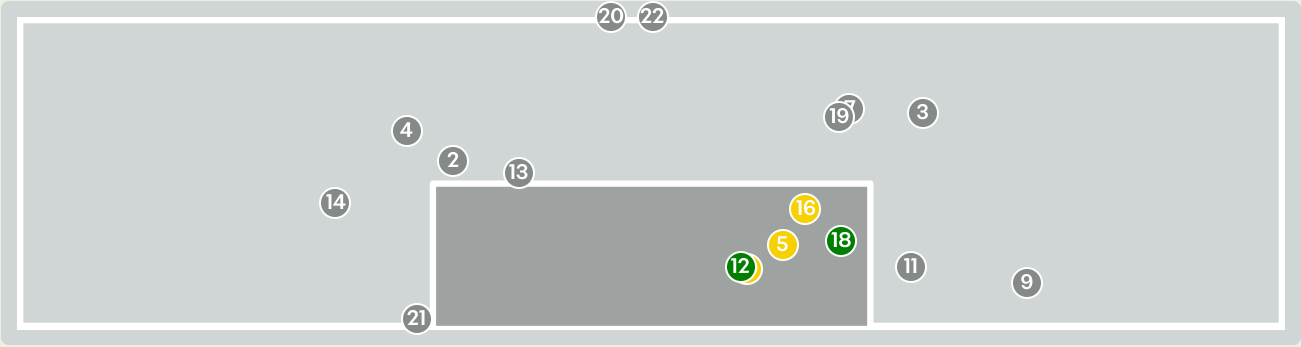

Key	Outcome	Shots
	Goals	2
	On Target	3
	Off Target	12
	Blocked	5
	Incomplete	0

Attempts at Goal

Tanzania

Time	Player	Outcome	Body Part	Delivery Type
9	10 Luqman MBALASALU	Incomplete - Blocked	Right Foot	Ball Progression
9	17 Hamis Chenga MIHAMBO	Off Target	Right Foot	Loose Ball
20	5 Hussein MBEGU	Off Target	Head	Pass
23	11 Razaki MBEGELENDI	Off Target	Right Foot	Freekick
28	19 Sadam HAMIS	On Target - Saved	Left Foot	Pass
30	19 Sadam HAMIS	Incomplete - Blocked	Left Foot	Pass
30	10 Luqman MBALASALU	Off Target	Right Foot	Loose Ball
37	19 Sadam HAMIS	Incomplete - Blocked	Left Foot	Loose Ball
39	3 Kassim Seleman MAHIMBO	Off Target	Head	Corner
43	11 Razaki MBEGELENDI	On Target - Saved	Right Foot	Pass
48	19 Sadam HAMIS	Off Target	Left Foot	Pass
50	20 Faraji KAYANDA	On Target - Goal	Left Foot	Pass
54	20 Faraji KAYANDA	Off Target	Right Foot	Penalty
57	19 Sadam HAMIS	Off Target	Left Foot	Pass
60	11 Razaki MBEGELENDI	Incomplete - Blocked	Right Foot	Loose Ball
60	19 Sadam HAMIS	On Target - Saved	Left Foot	Loose Ball
63	8 Issa CHOLE	Incomplete - Blocked	Right Foot	Pass

Attempts at Goal

Tanzania



Time	Player	Outcome	Body Part	Delivery Type
72	20 Faraji KAYANDA	On Target - Goal	Head	Freekick
75	19 Sadam HAMIS	Off Target	Right Foot	Pass
77	20 Faraji KAYANDA	Off Target	Right Foot	Loose Ball
90	16 Kelvin TONDI	Off Target	Right Foot	Pass
90	20 Faraji KAYANDA	Off Target	Head	Cross

Attempts at Goal

Costa Rica

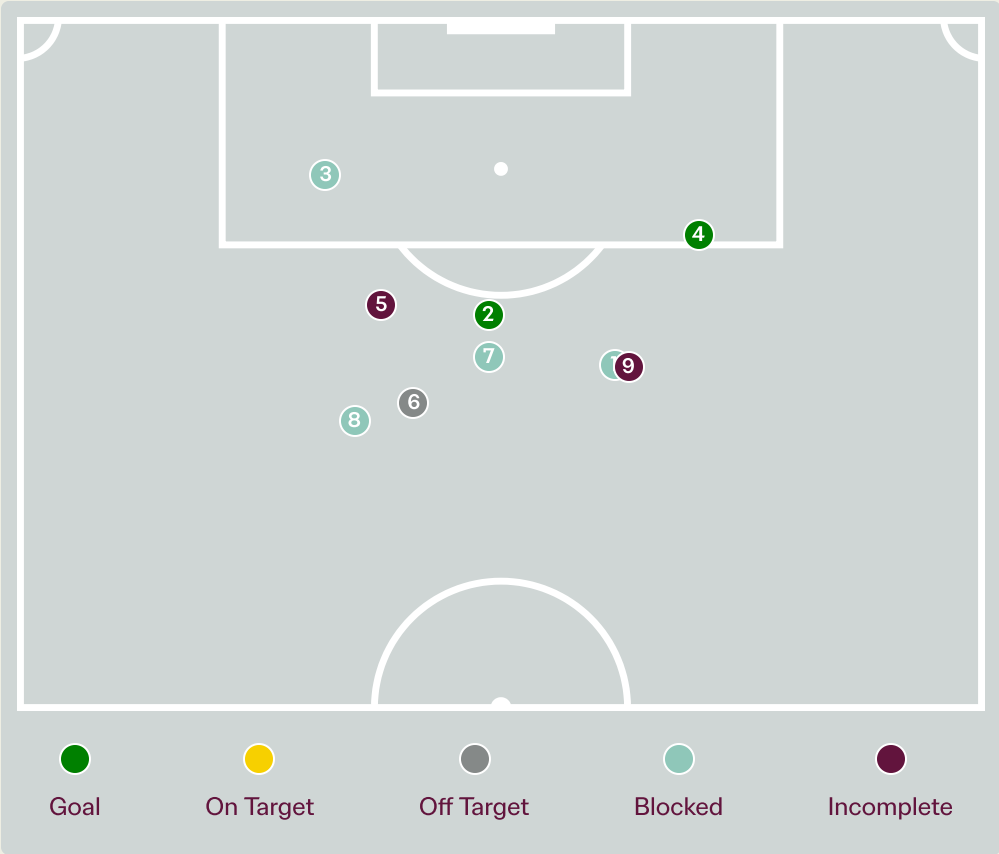



Key	Outcome	Shots
	Goals	2
	On Target	0
	Off Target	1
	Blocked	4
	Incomplete	2

Attempts at Goal

Costa Rica



Time	Player	Outcome	Body Part	Delivery Type
0	11 Paul GONZALEZ	Incomplete - Blocked	Right Foot	Pass
7	20 Jefrey URBINA	On Target - Goal	Left Foot	Ball Progression
11	11 Paul GONZALEZ	Incomplete - Blocked	Right Foot	Pass
14	10 Jorshuad PILARTE	On Target - Goal	Left Foot	Freekick
56	7 Akenai SAMUELS	Incomplete	Right Foot	Ball Progression
56	5 Yordi ALFARO	Off Target	Right Foot	Loose Ball
59	7 Akenai SAMUELS	Incomplete - Blocked	Right Foot	Freekick
64	5 Yordi ALFARO	Incomplete - Blocked	Right Foot	Loose Ball
76	15 Sebastian HERNANDEZ	Deflected Off Target - Defensive Event	Left Foot	Pass

Crosses (Open Play)

Tanzania

Cross Locations

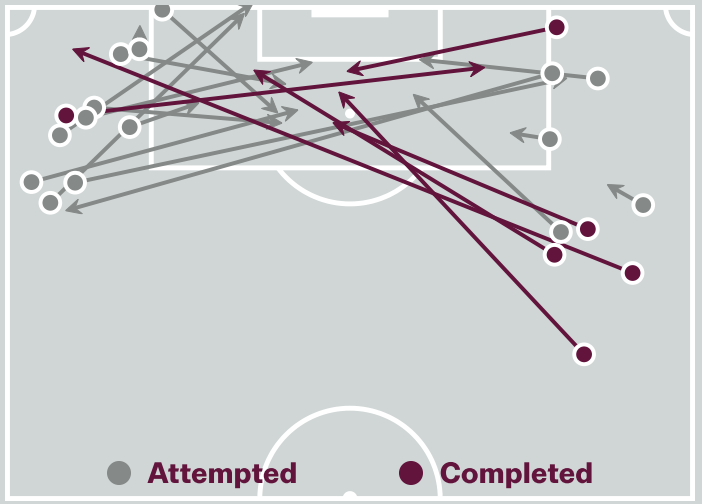

Delivery Type

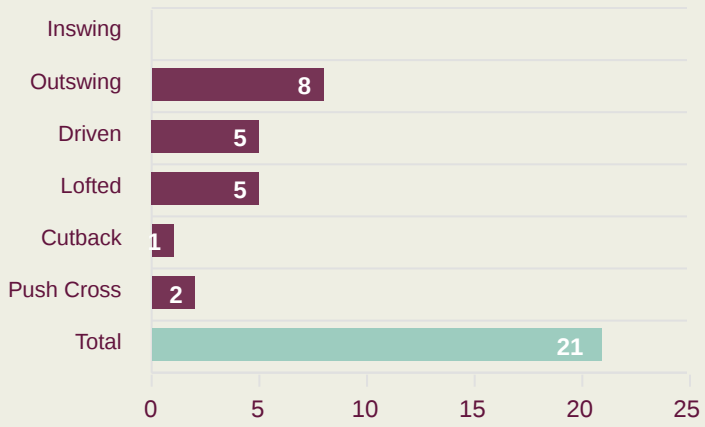

Cross Zones

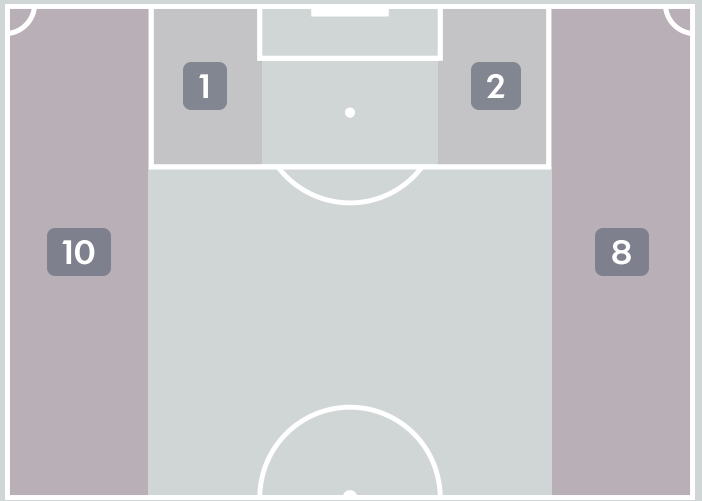

Attempted

21

Completed

6

Most Crosses Attempted

5

Elick LUPUGA

RIGHT BACK

#	Player	Inswing	Outswing	Driven	Lofted	Cutback	Push Cross	Total Attempted
18	Haji ABDALAH	0	0	0	0	0	0	0
3	Kassim Seleman MAHIMBO	0	2	1	0	0	0	3
5	Hussein MBEGU	0	1	0	0	0	0	1
8	Issa CHOLE	0	1	0	0	0	0	1
10	Luqman MBALASALU	0	0	0	0	0	0	0
11	Razaki MBEGELENDI	0	0	0	2	1	1	4
12	Elick LUPUGA	0	2	2	0	0	1	5
14	Idrisa KILENDEMO	0	2	0	0	0	0	2
17	Hamis Chenga MIHAMBO	0	0	0	0	0	0	0
19	Sadam HAMIS	0	0	2	1	0	0	3
20	Faraji KAYANDA	0	0	0	0	0	0	0
4	Abubakar OTHMAN	0	0	0	0	0	0	0
7	Abel SAMSON	0	0	0	1	0	0	1
9	Juma SAGWE	0	0	0	0	0	0	0
16	Kelvin TONDI	0	0	0	0	0	0	0
21	Bashiri KIBAILA	0	0	0	1	0	0	1

Crosses (Open Play)

Costa Rica

Cross Locations

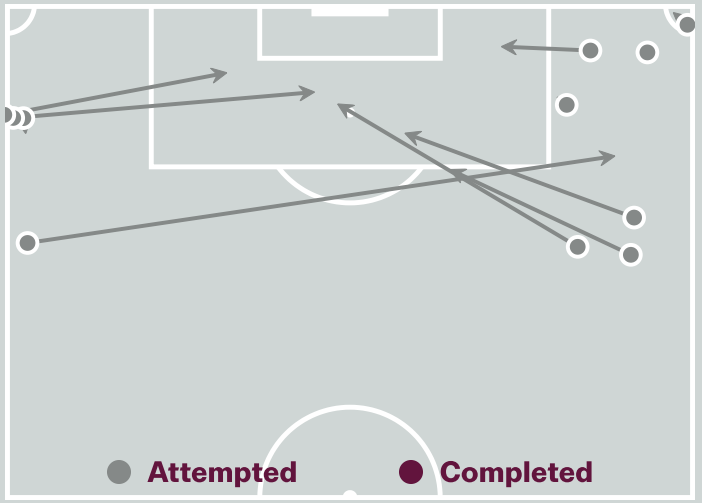

Delivery Type

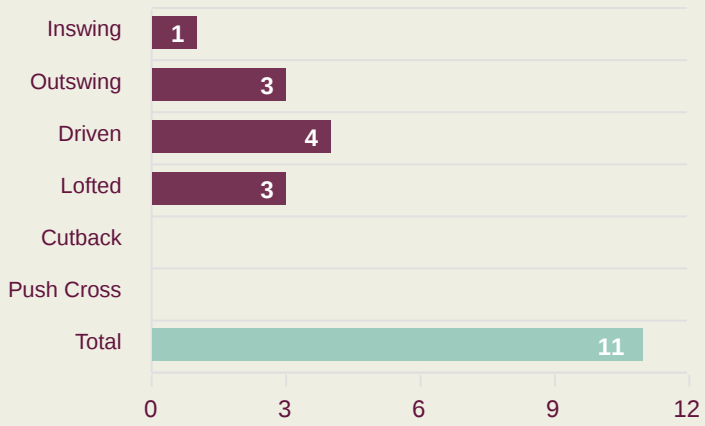

Cross Zones

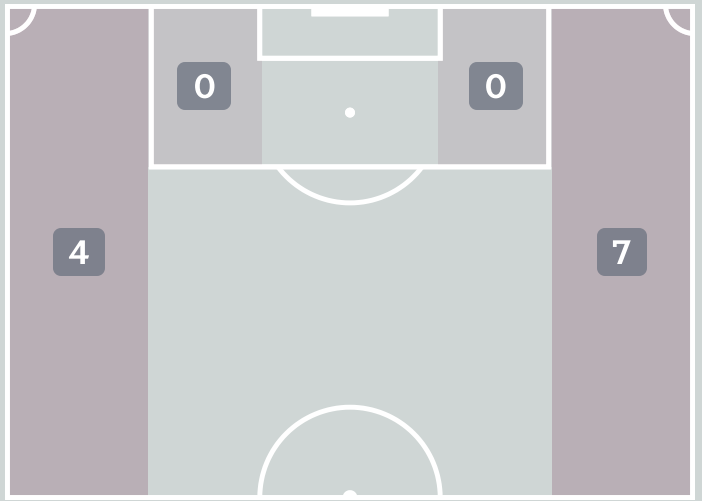

Attempted

11

Completed

0

Most Crosses Attempted

3

Brayan CALDERON
LEFT BACK

#	Player	Inswing	Outswing	Driven	Lofted	Cutback	Push Cross	Total Attempted
1	Fabian ARAYA	0	0	0	0	0	0	0
2	Brayan CALDERON	0	2	0	1	0	0	3
3	Thiago CORDERO	0	0	0	0	0	0	0
5	Yordi ALFARO	0	0	0	0	0	0	0
7	Akenai SAMUELS	0	0	2	0	0	0	2
9	Ethan BARLEY	0	0	0	0	0	0	0
10	Jorshuad PILARTE	0	0	0	0	0	0	0
11	Paul GONZALEZ	1	0	0	0	0	0	1
16	Ian BADILLA	0	0	0	0	0	0	0
17	Paul JIMENEZ	0	1	0	0	0	0	1
20	Jefrey URBINA	0	0	0	0	0	0	0
4	Adrian ESPINOZA	0	0	0	0	0	0	0
8	Marshal ARAYA	0	0	0	1	0	0	1
15	Sebastian HERNANDEZ	0	0	1	1	0	0	2
19	Dwyane WOODLY	0	0	1	0	0	0	1
21	Kyan MC DONALD	0	0	0	0	0	0	0

Offering to Receive

Tanzania

197
Total Offers Made

70
Total Offers Received

Most Offers
54
Sadam HAMIS
RIGHT MIDFIELD

116
Offers Made in Final Third

71
Offers Made in Middle Third

10
Offers Made in Defensive Third

Offers Made Inside Shape

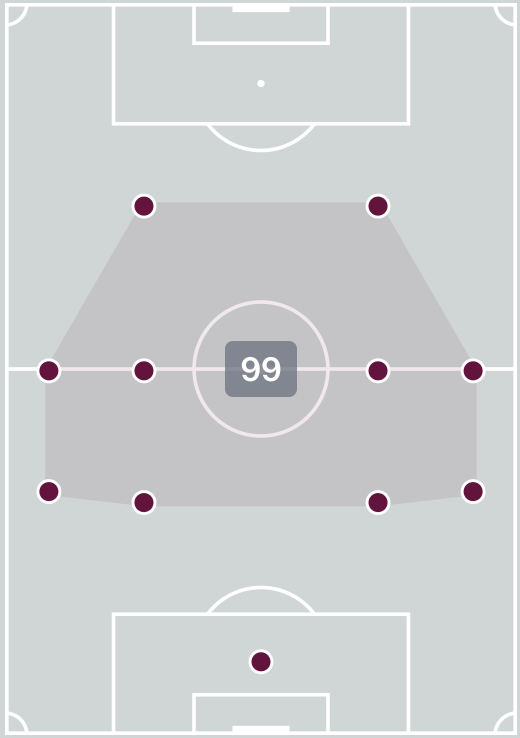

Offers Made Outside Shape

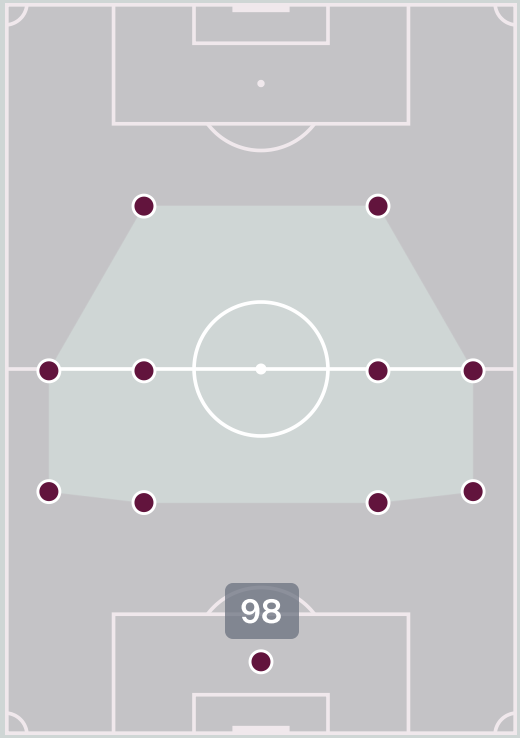

#	Player	Offers Made	Offers Received	% Made & Received
18	Haji ABDALAH	3	1	33.3%
3	Kassim Seleman MAHIMBO	1	1	100%
5	Hussein MBEGU	2	0	0%
8	Issa CHOLE	10	4	40%
10	Luqman MBALASALU	6	3	50%
11	Razaki MBEGELENDI	26	6	23.1%
12	Elick LUPUGA	23	8	34.8%
14	Idrisa KILENDEMO	13	4	30.8%
17	Hamis Chenga MIHAMBO	20	5	25%
19	Sadam HAMIS	54	26	48.1%
20	Faraji KAYANDA	27	7	25.9%
4	Abubakar OTHMAN	0	0	0%
7	Abel SAMSON	1	0	0%
9	Juma SAGWE	1	0	0%
16	Kelvin TONDI	1	1	100%
21	Bashiri KIBAILA	9	4	44.4%

Offering to Receive

Costa Rica

106
Total Offers Made

35
Total Offers Received

Most Offers
21
Paul GONZALEZ
ATTACKING MIDFIELD LEFT

51
Offers Made in Final Third

44
Offers Made in Middle Third

11
Offers Made in Defensive Third

Offers Made Inside Shape

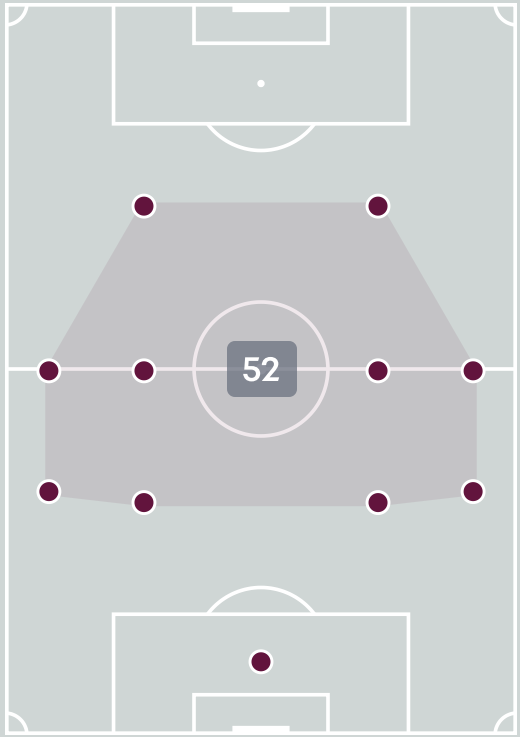

Offers Made Outside Shape

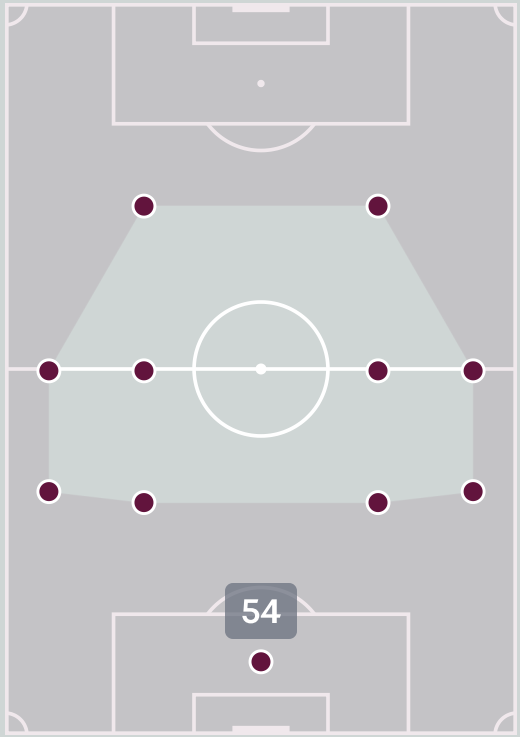

#	Player	Offers Made	Offers Received	% Made & Received
1	Fabian ARAYA	3	0	0%
2	Brayan CALDERON	9	4	44.4%
3	Thiago CORDERO	3	2	66.7%
5	Yordi ALFARO	9	5	55.6%
7	Akenai SAMUELS	6	3	50%
9	Ethan BARLEY	11	4	36.4%
10	Jorshuad PILARTE	16	4	25%
11	Paul GONZALEZ	21	4	19%
16	Ian BADILLA	1	1	100%
17	Paul JIMENEZ	1	0	0%
20	Jefrey URBINA	9	0	0%
4	Adrian ESPINOZA	1	0	0%
8	Marshal ARAYA	3	2	66.7%
15	Sebastian HERNANDEZ	8	3	37.5%
19	Dwyane WOODLY	3	2	66.7%
21	Kyan MC DONALD	2	1	50%

Movement to Receive

Tanzania

Movement Types by Phase

Final Third Phase

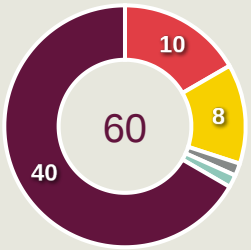

Progression Phase

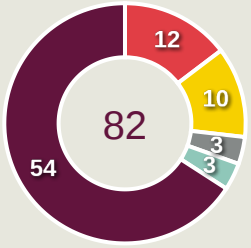

Build Up Phase

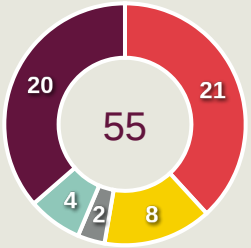

All Movement Types

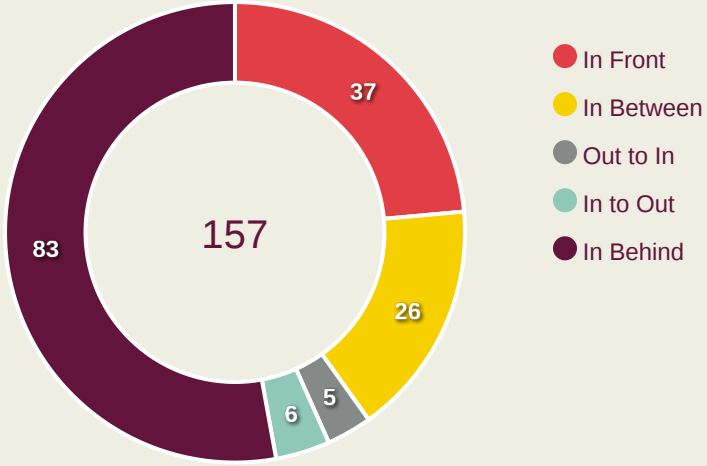

Top Ranked Players

Type	Player	Movements
In Front	19 Sadam HAMIS	11
In Between	17 Hamis Chenga MIHAMBO	6
Out to In	19 Sadam HAMIS	4
In to Out	19 Sadam HAMIS	3
In Behind	20 Faraji KAYANDA	21

Movement Types Pitch Third

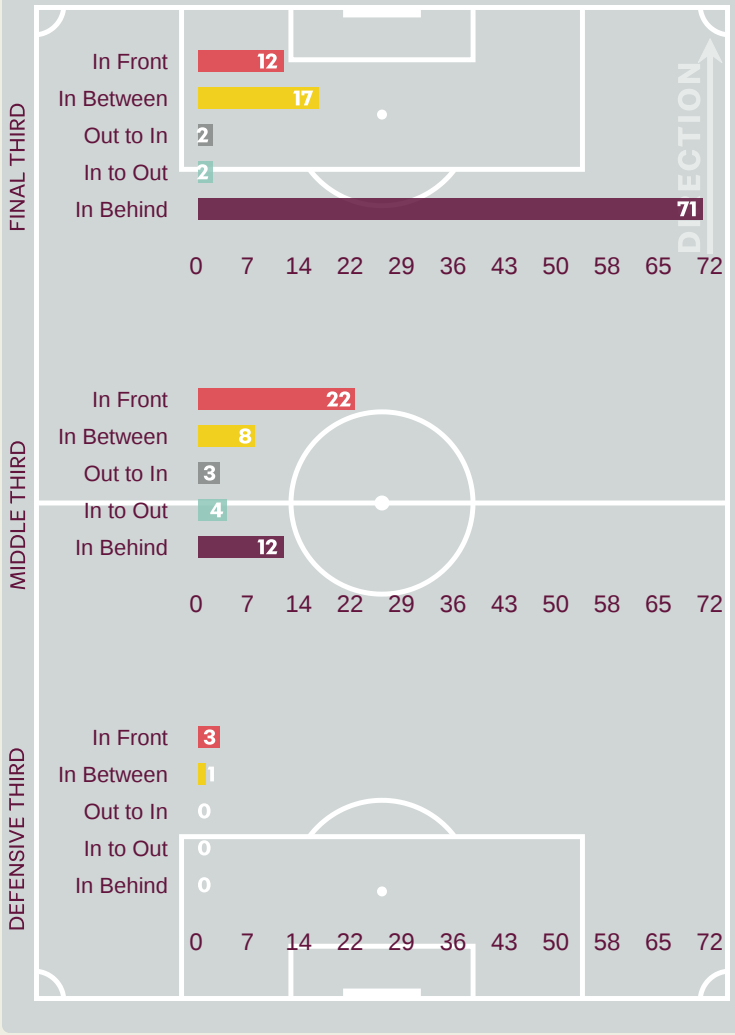

Movement to Receive

Costa Rica

Movement Types by Phase

Final Third Phase

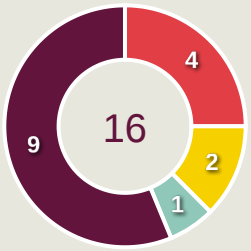

Progression Phase



Build Up Phase

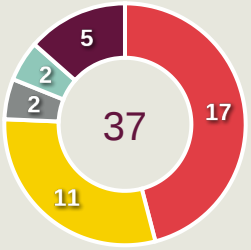

All Movement Types

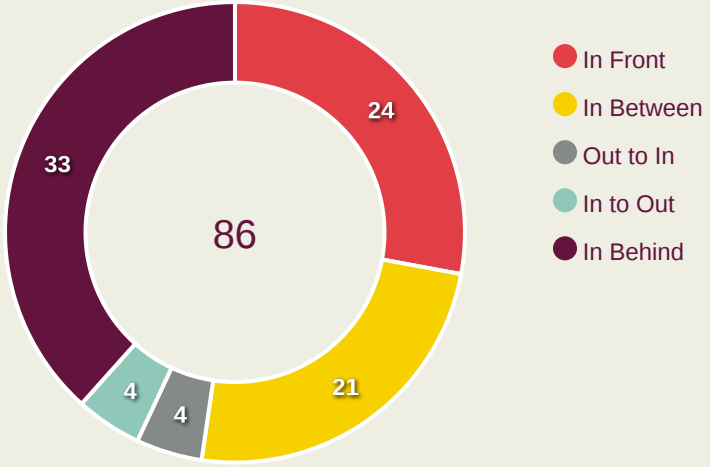

Top Ranked Players

Type	Player	Movements
In Front	5 Yordi ALFARO	6
In Between	9 Ethan BARLEY	7
Out to In	7 Akenai SAMUELS	1
In to Out	10 Jorshuad PILARTE	3
In Behind	11 Paul GONZALEZ	17

Movement Types Pitch Third

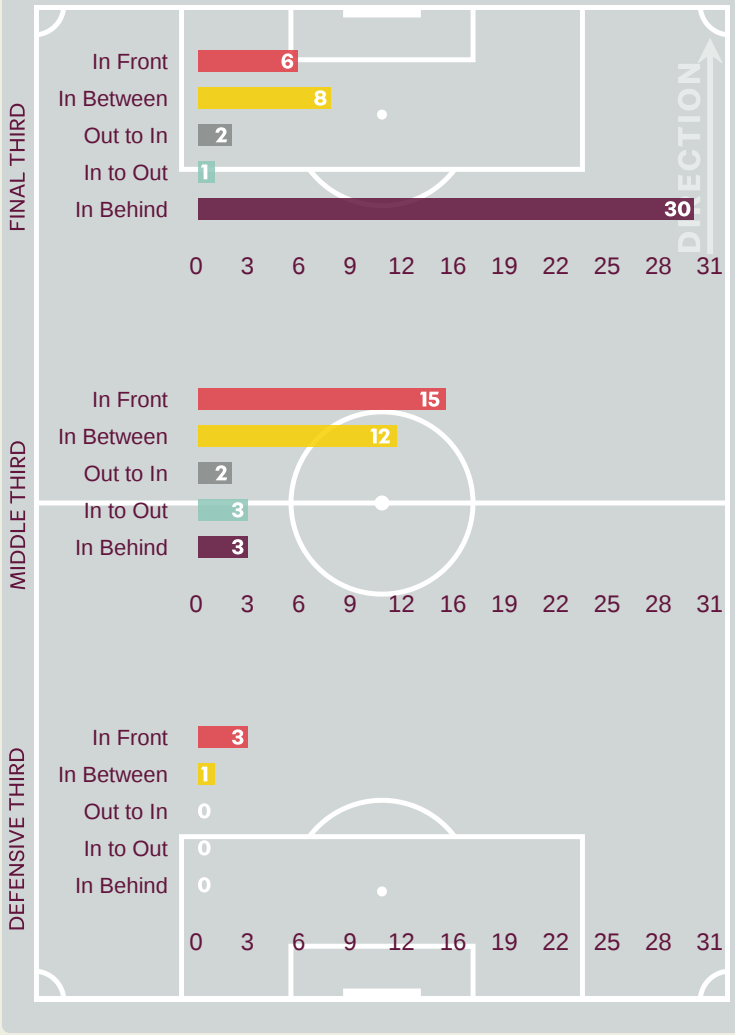

OUT OF POSSESSION




Tanzania v Costa Rica

Defensive Actions

Tanzania

46	62	15	29	3.64
Forced Turnovers	Possession Regained	Interceptions	Tackles	Possession Actions / Defensive Action

Forced Turnovers

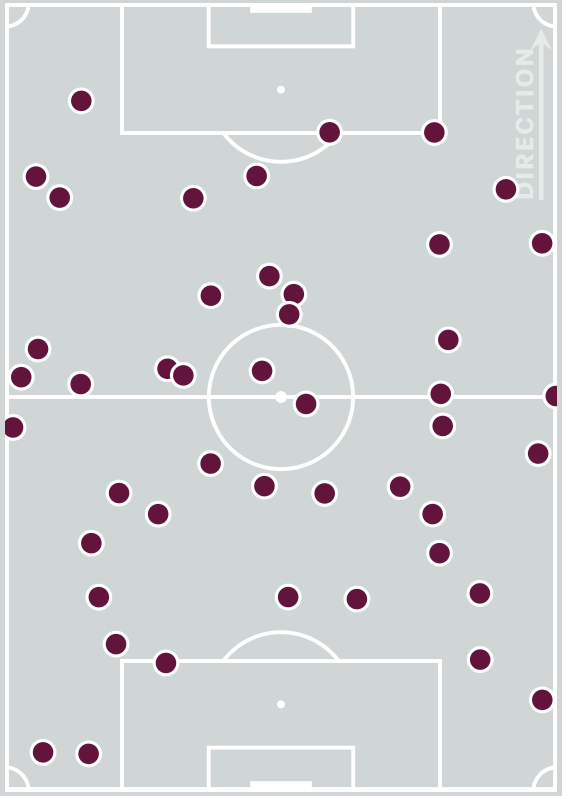

Possession Regain

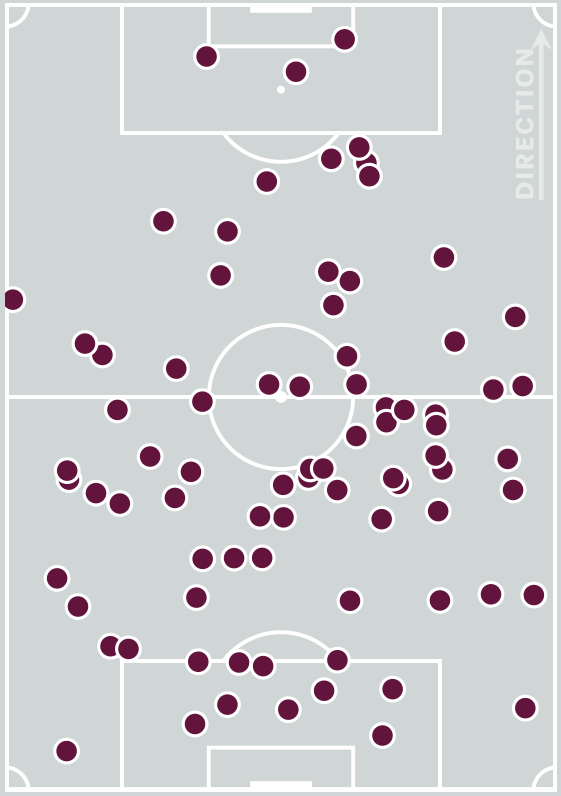

Blocks

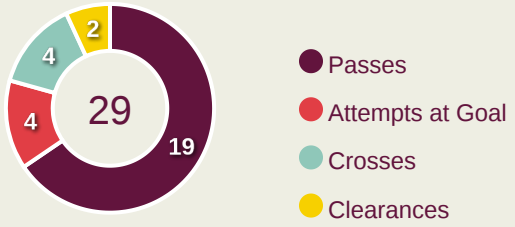

Possession Contests

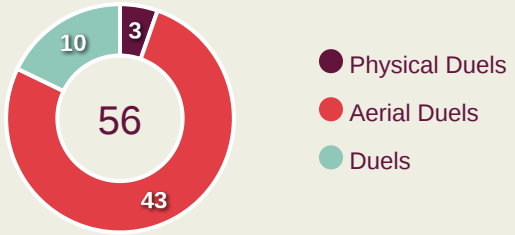

Most Possession Regains

10

Kassim Seleman MAHIMBO

LEFT CENTRE BACK

#	Player	Total Possession Regains
18	Haji ABDALAH	5
3	Kassim Seleman MAHIMBO	10
5	Hussein MBEGU	6
8	Issa CHOLE	10
10	Luqman MBALASALU	2
11	Razaki MBEGELENDI	0
12	Elick LUPUGA	10
14	Idrisa KILENDEMO	5
17	Hamis Chenga MIHAMBO	6
19	Sadam HAMIS	3
20	Faraji KAYANDA	2
4	Abubakar OTHMAN	1
7	Abel SAMSON	0
9	Juma SAGWE	0
16	Kelvin TONDI	0
21	Bashiri KIBAILA	2

Defensive Actions

Costa Rica

51	61	6	41	1.8
Forced Turnovers	Possession Regained	Interceptions	Tackles	Possession Actions / Defensive Action

Forced Turnovers

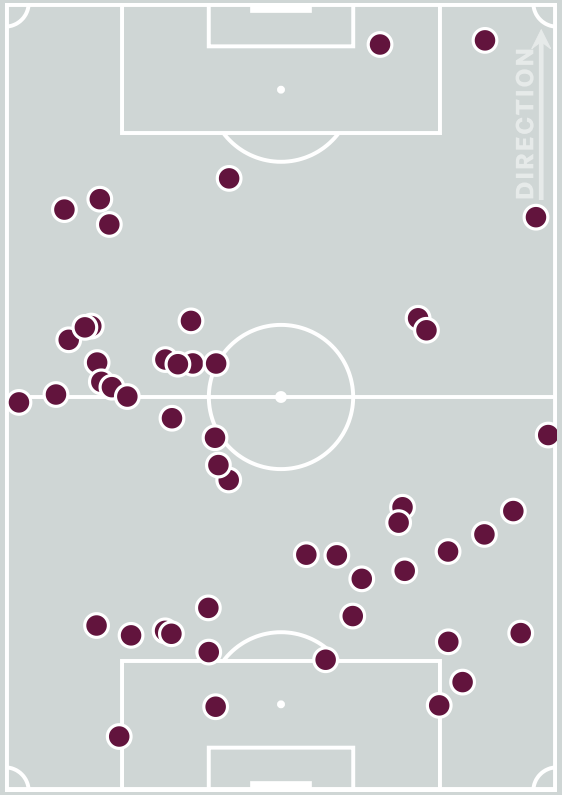

Possession Regain

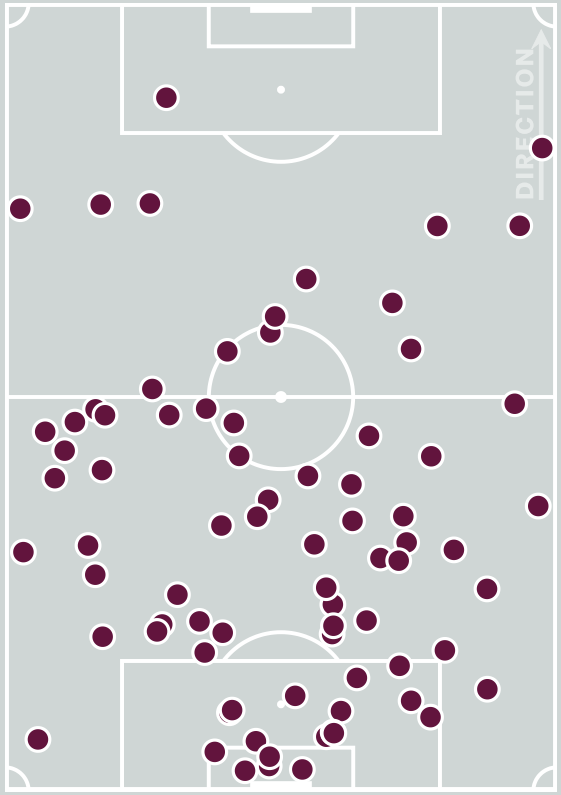

Blocks

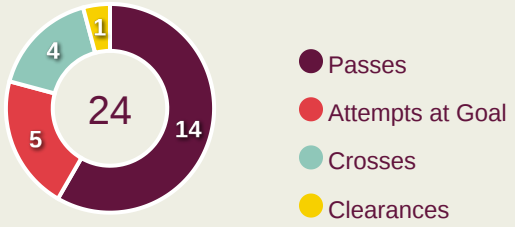

Possession Contests

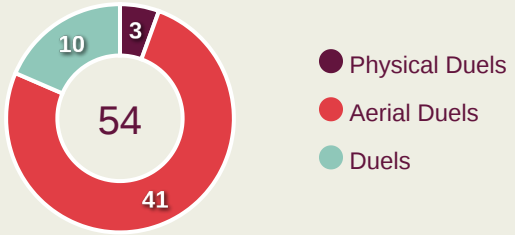

Most Possession Regains

9

Fabian ARAYA
GOALKEEPER

#	Player	Total Possession Regains
1	Fabian ARAYA	9
2	Brayan CALDERON	6
3	Thiago CORDERO	7
5	Yordi ALFARO	8
7	Akenai SAMUELS	1
9	Ethan BARLEY	0
10	Jorshuad PILARTE	2
11	Paul GONZALEZ	1
16	Ian BADILLA	7
17	Paul JIMENEZ	4
20	Jefrey URBINA	5
4	Adrian ESPINOZA	1
8	Marshal ARAYA	1
15	Sebastian HERNANDEZ	7
19	Dwyane WOODLY	2
21	Kyan MC DONALD	0

Defensive Line Height & Team Length

Tanzania

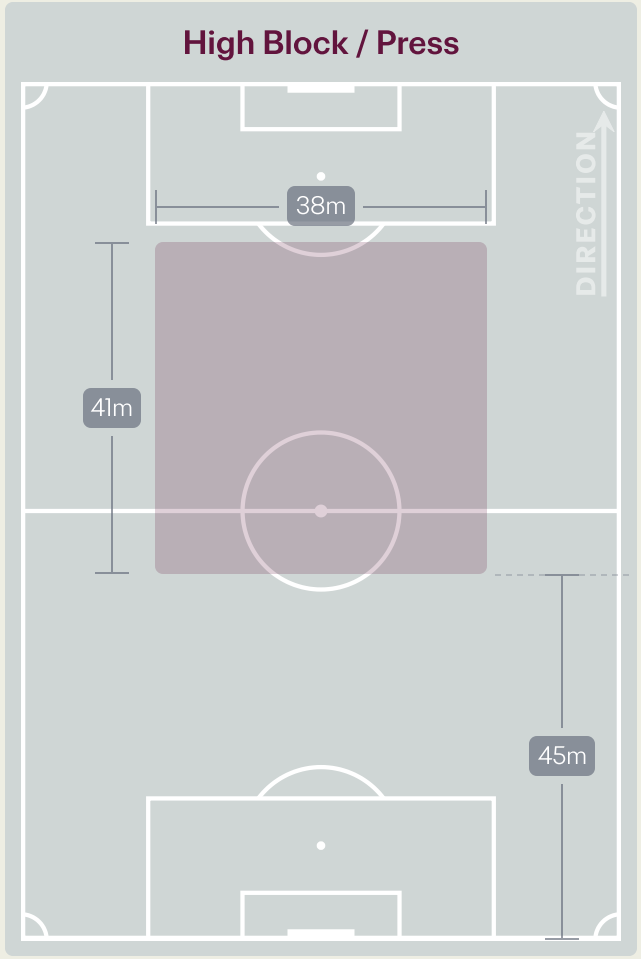

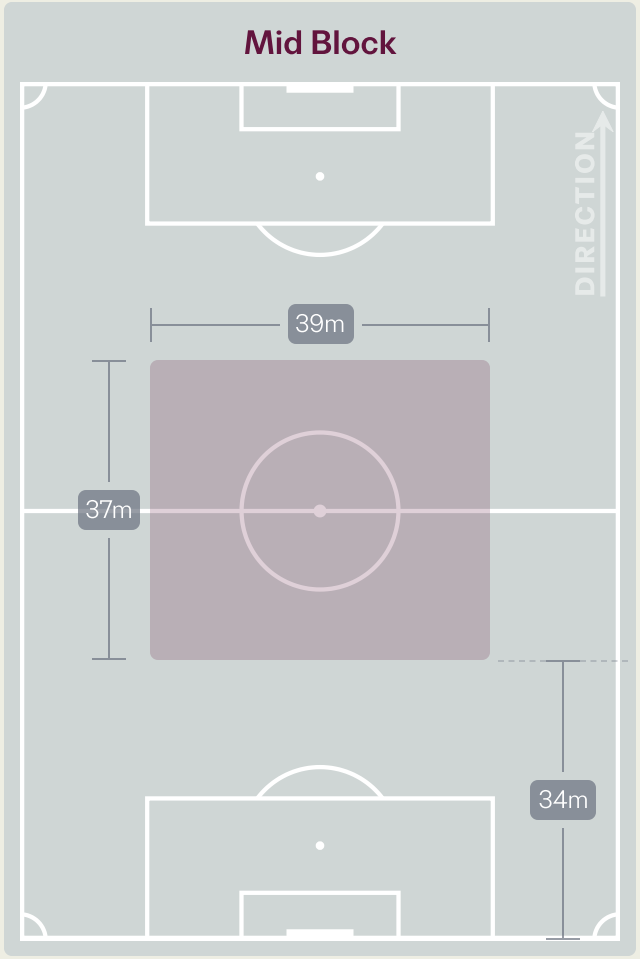

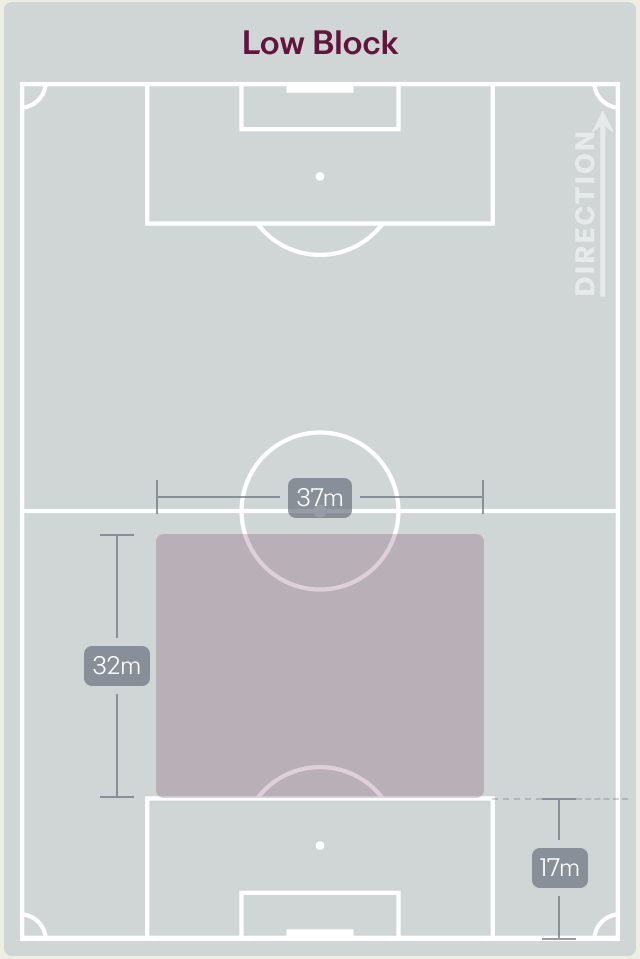

Defensive Line Height & Team Length

Costa Rica

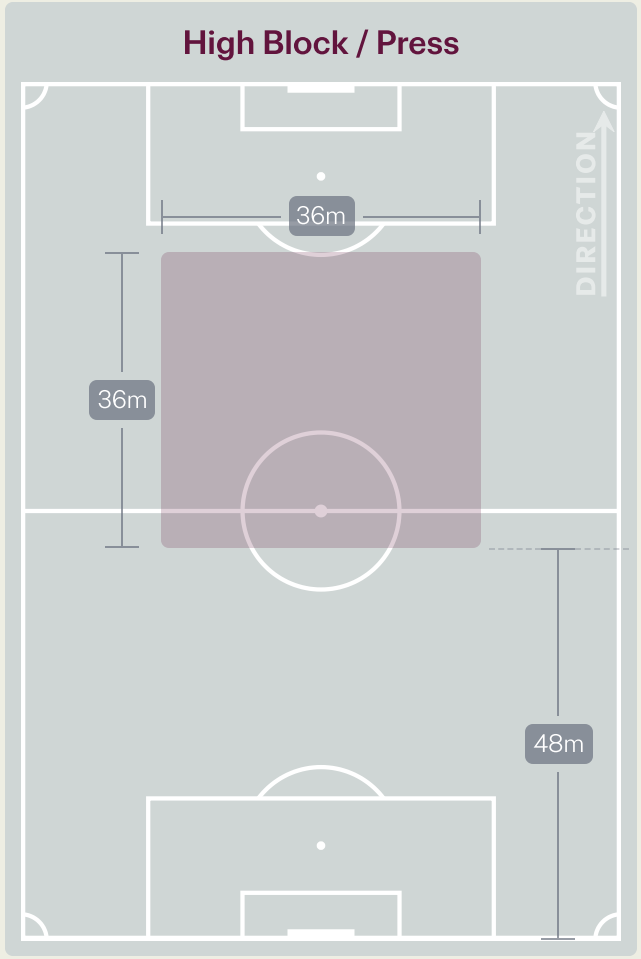

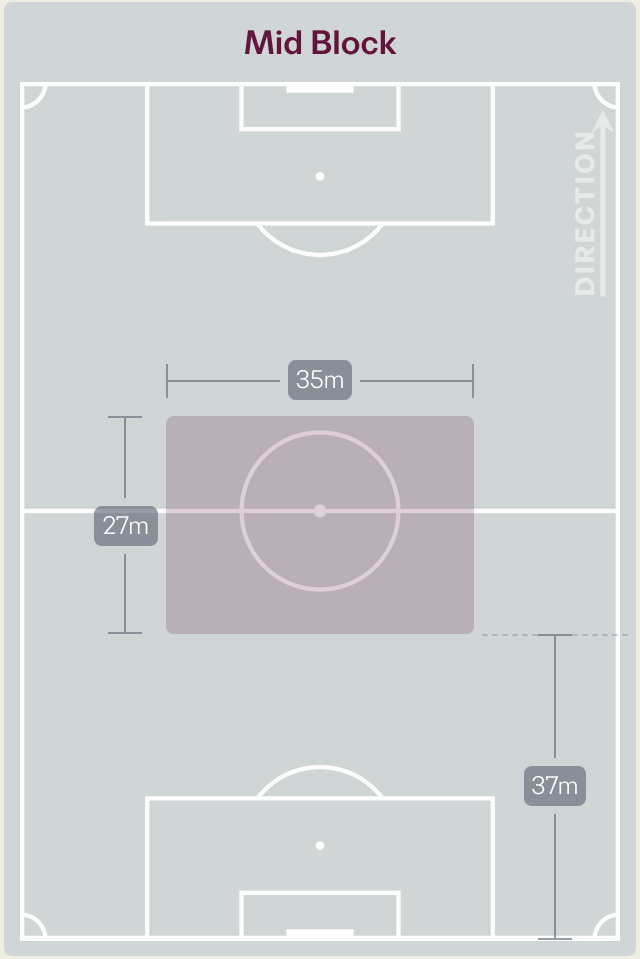

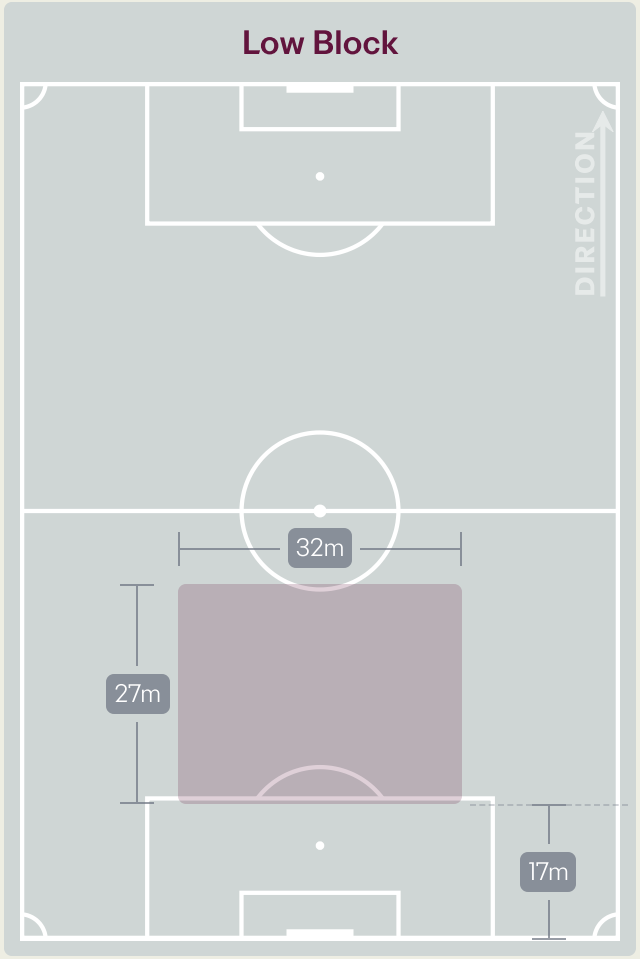

21 November 2026 - Aspire Zone - Pitch 1 - Mohammed Ghanim - 16:00

Defensive Pressure

Tanzania

Costa Rica

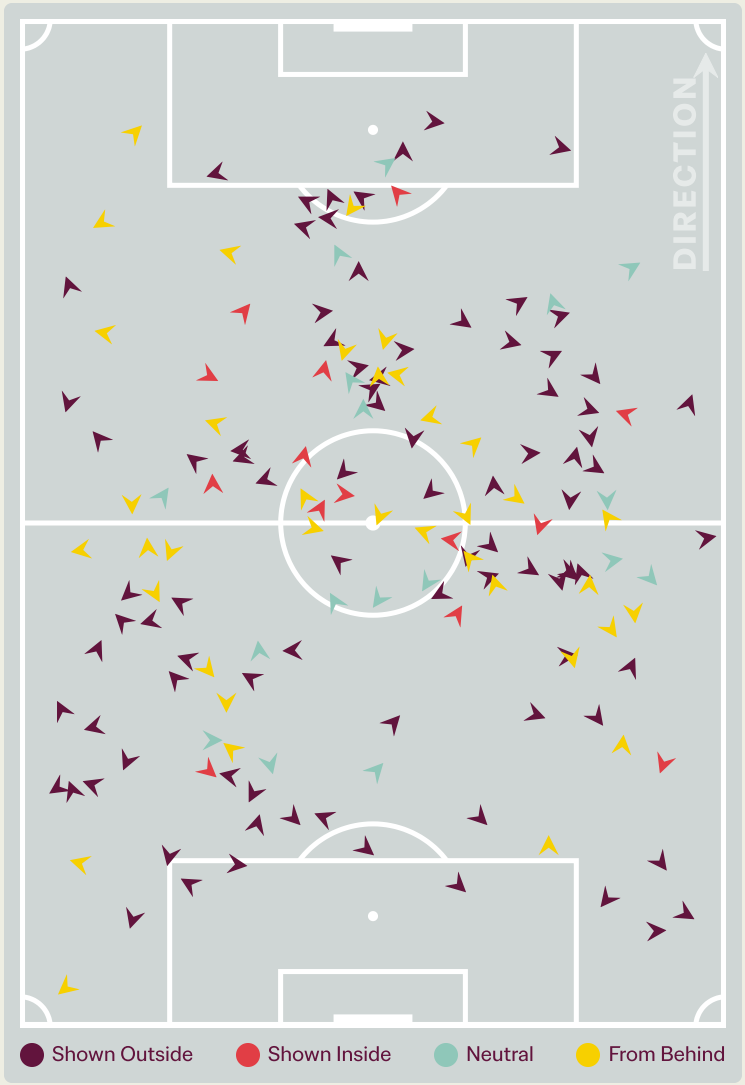

157	Total Pressures	283
33	Direct Pressures	59
1.66s	Avg Pressure Duration	1.86s
46	Forced Turnovers	51
9.67s	Ball Recovery Time	12.4s
64	Pushing on into Pressing	122
119	Pushing on	201
14	Pressing Direction Inside	40
89	Pressing Direction Outside	170

Most Direct Pressures

5

Elick LUPUGA

RIGHT BACK

Most Direct Pressures

13

Yordi ALFARO

DEFENSIVE MIDFIELD CENTRE LEFT

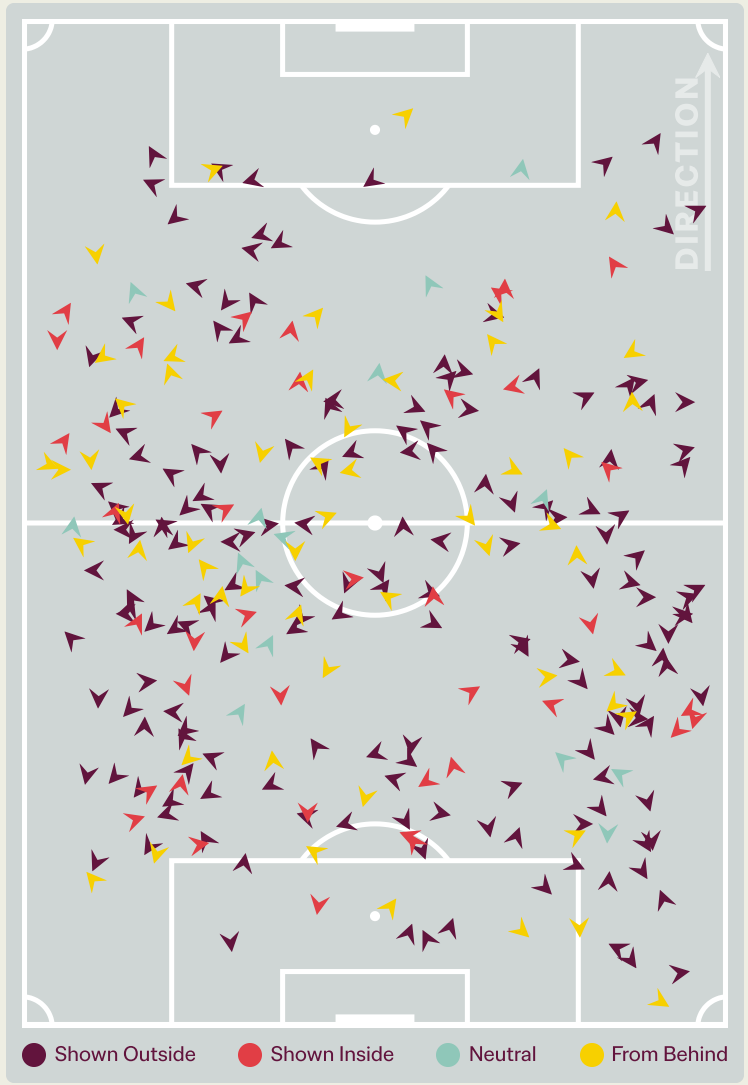

GOALKEEPING




Tanzania v Costa Rica

Goalkeeping Involvement

Tanzania

Tanzania GK Involvement Timeline

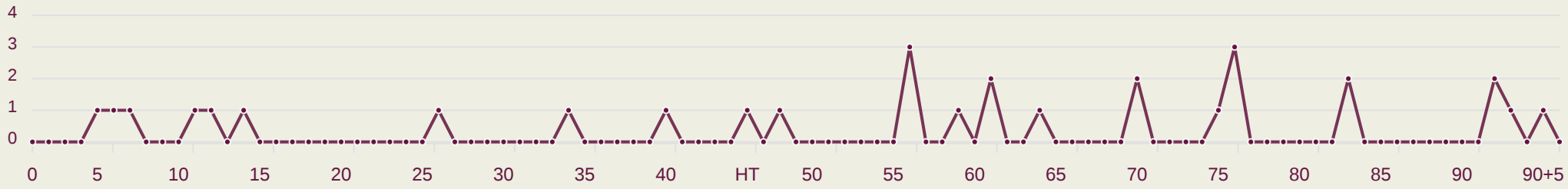

32

Total Involvements

Costa Rica

Costa Rica GK Involvement Timeline

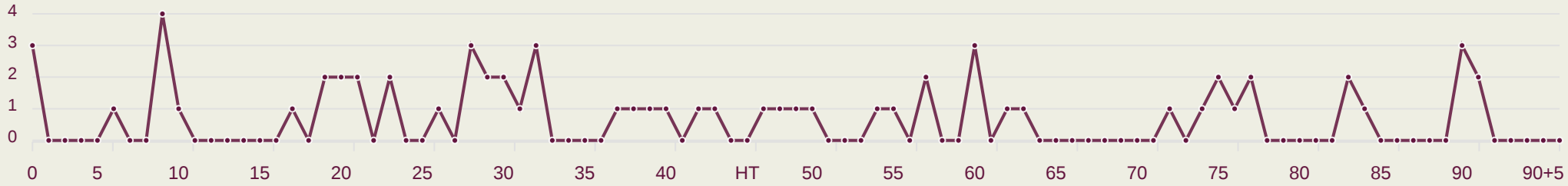

66

Total Involvements

Goalkeeping Distribution

Tanzania

Kick from Feet

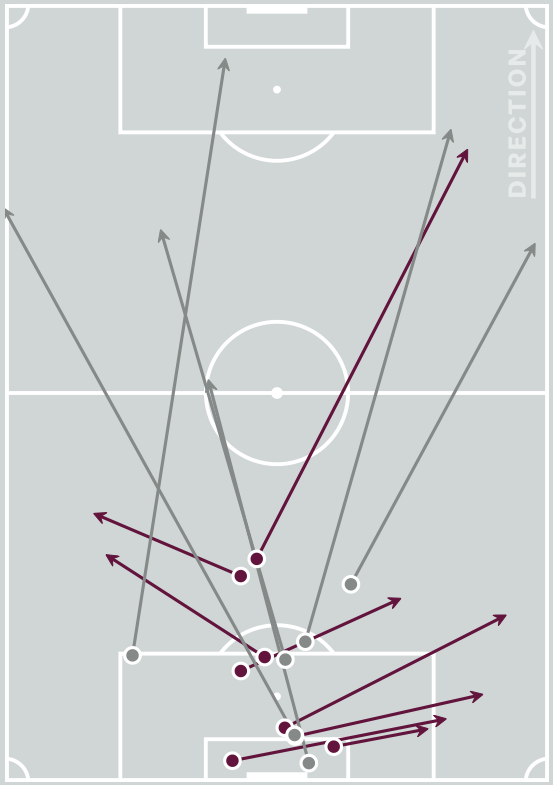

Complete Incomplete

- Play Onto
- Play Into
- Play Around
- Play Through
- Play Beyond
- Other

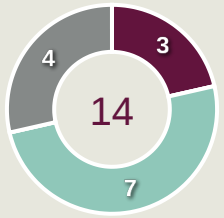

Kick from Hands

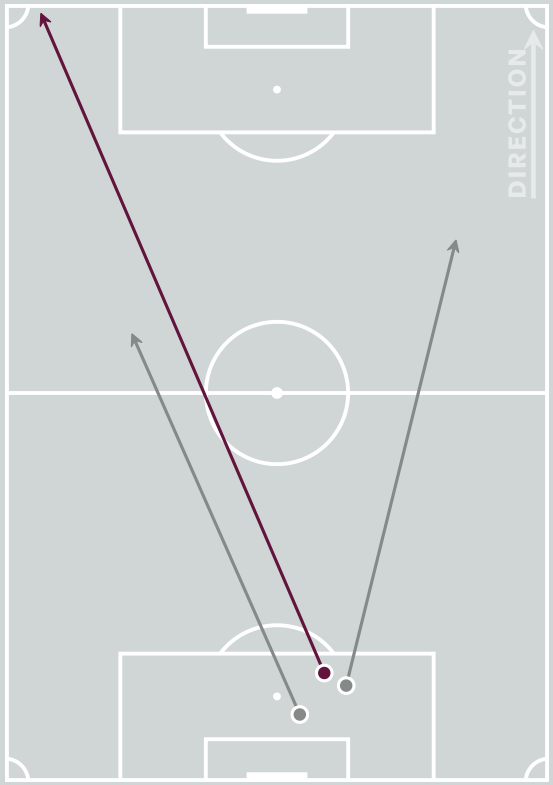

Complete Incomplete

- Side Kick
- From Hands
- Drop Kick

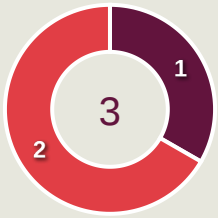

Throw Distribution

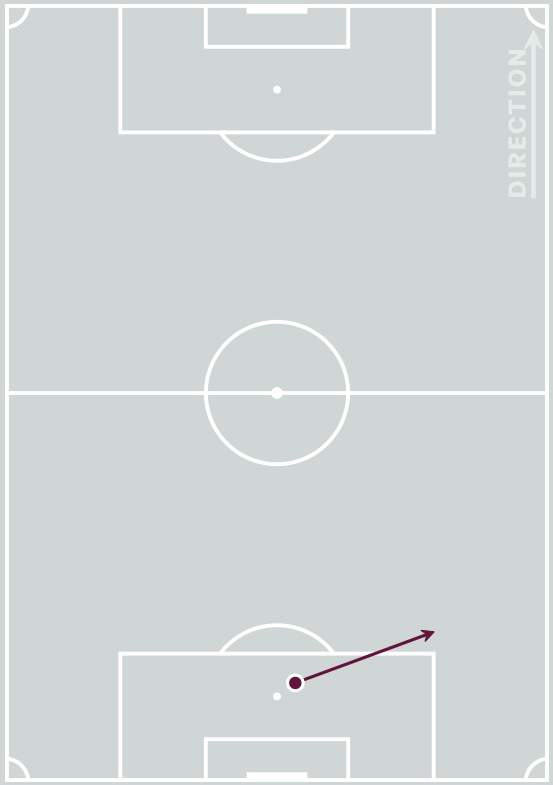

Complete Incomplete

- Over Arm
- Under Arm
- Side Arm
- Chest

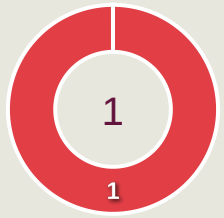

Total Distributions

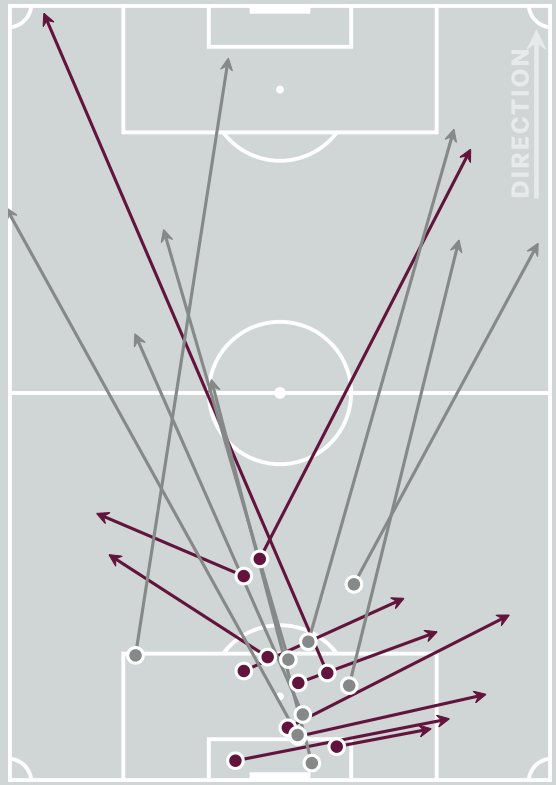

Complete Incomplete

9

Goalkeeper Line Breaks

Goalkeeping Distribution

Costa Rica

Kick from Feet

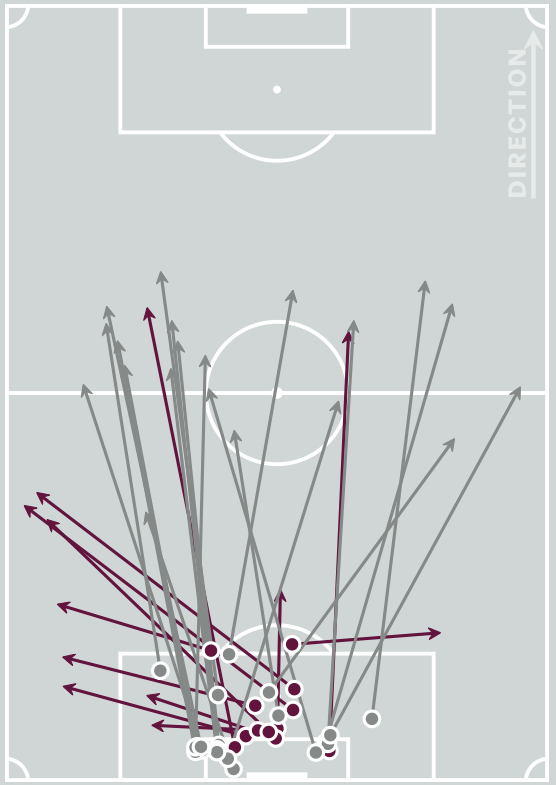

Complete Incomplete

- Play Onto
- Play Into
- Play Around
- Play Through
- Play Beyond
- Other

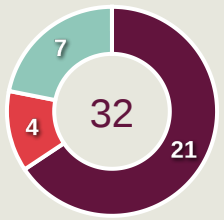

Kick from Hands

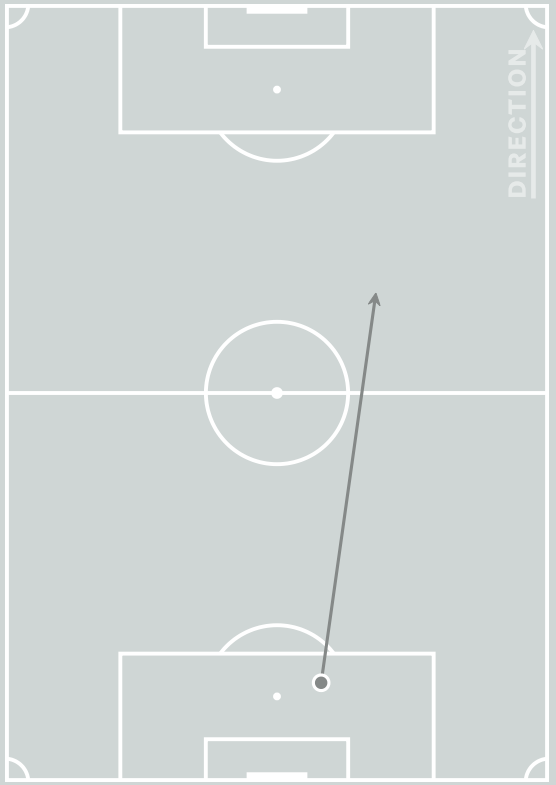

Complete Incomplete

- Side Kick
- From Hands
- Drop Kick

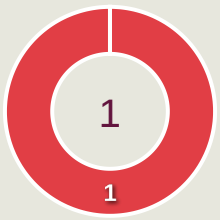

Throw Distribution

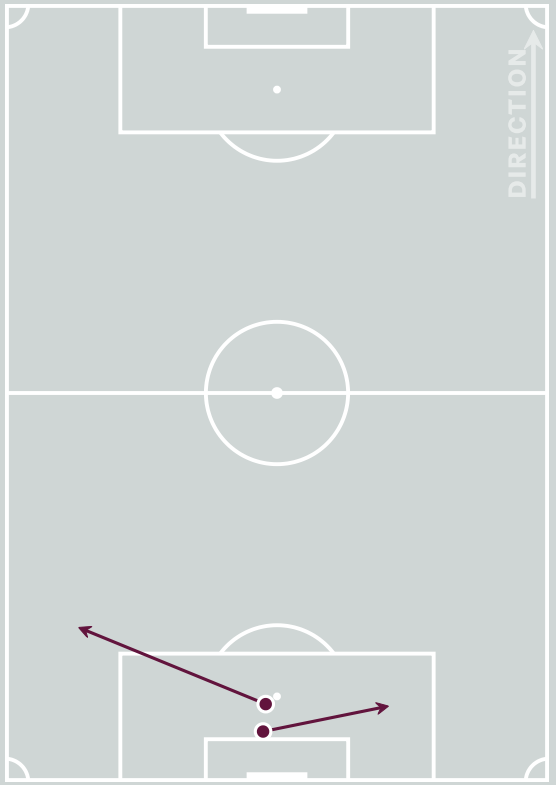

Complete Incomplete

- Over Arm
- Under Arm
- Side Arm
- Chest

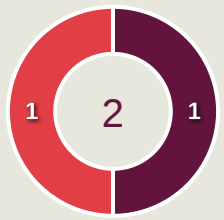

Total Distributions

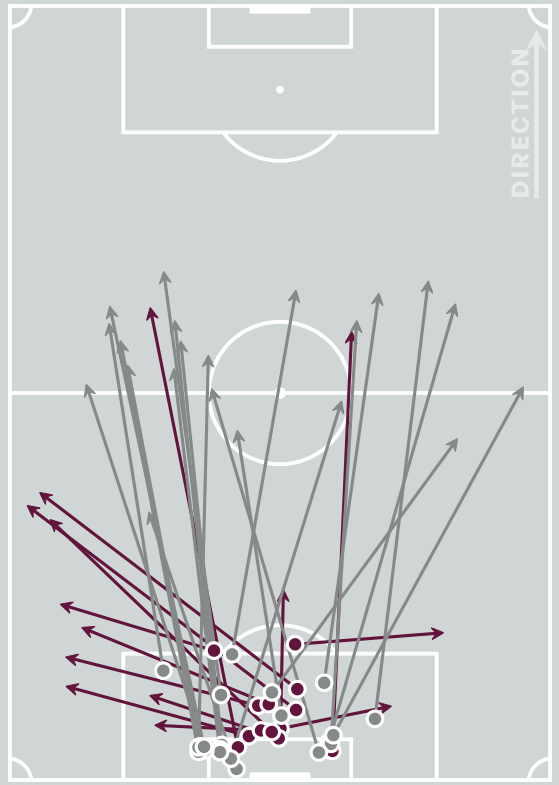

Complete Incomplete

25

Goalkeeper Line Breaks

Goal Prevention

Tanzania

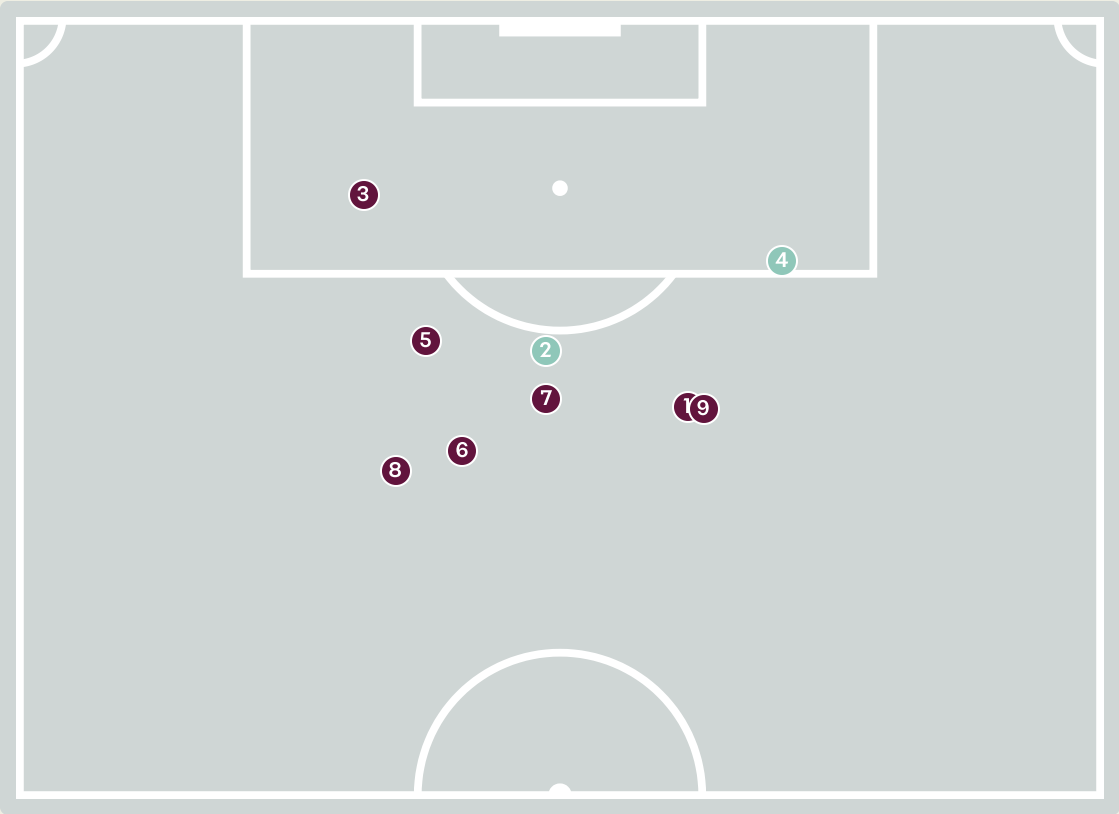

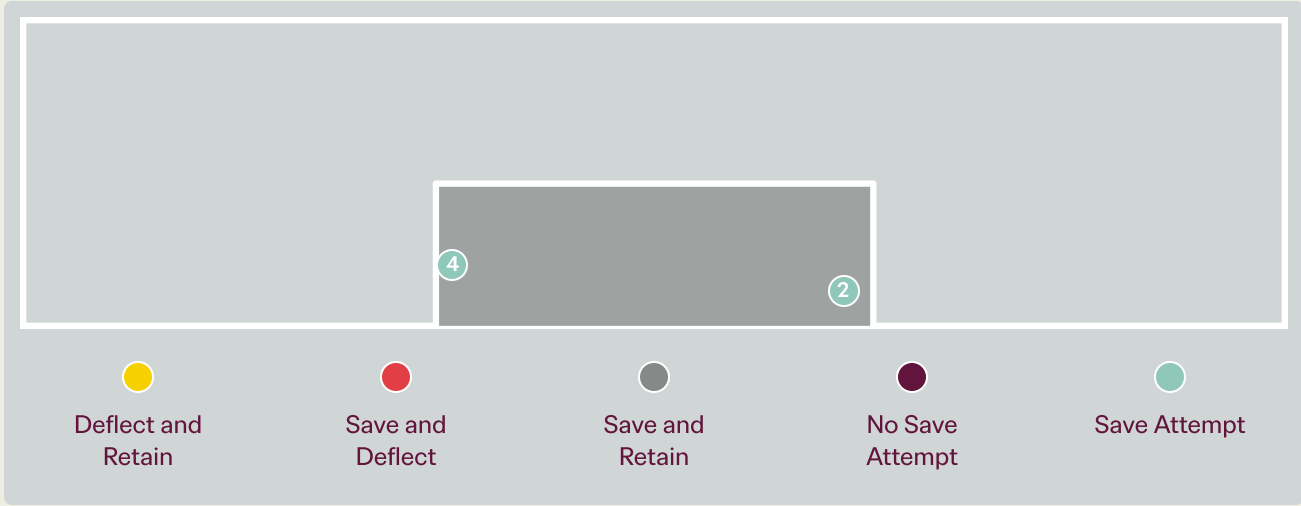

Intervention Type

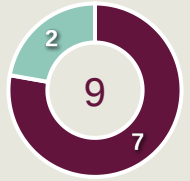

Intervention Body Type



Total Attempts on Goal Faced	Total Goal Interventions	Save & Retain	Deflect & Retain	Save & Deflect	Save Attempt	No Save Attempt
9	0	0	0	0	2	7

9

Total Attempts on Goal Faced

0

Save %

Goal Prevention

Costa Rica

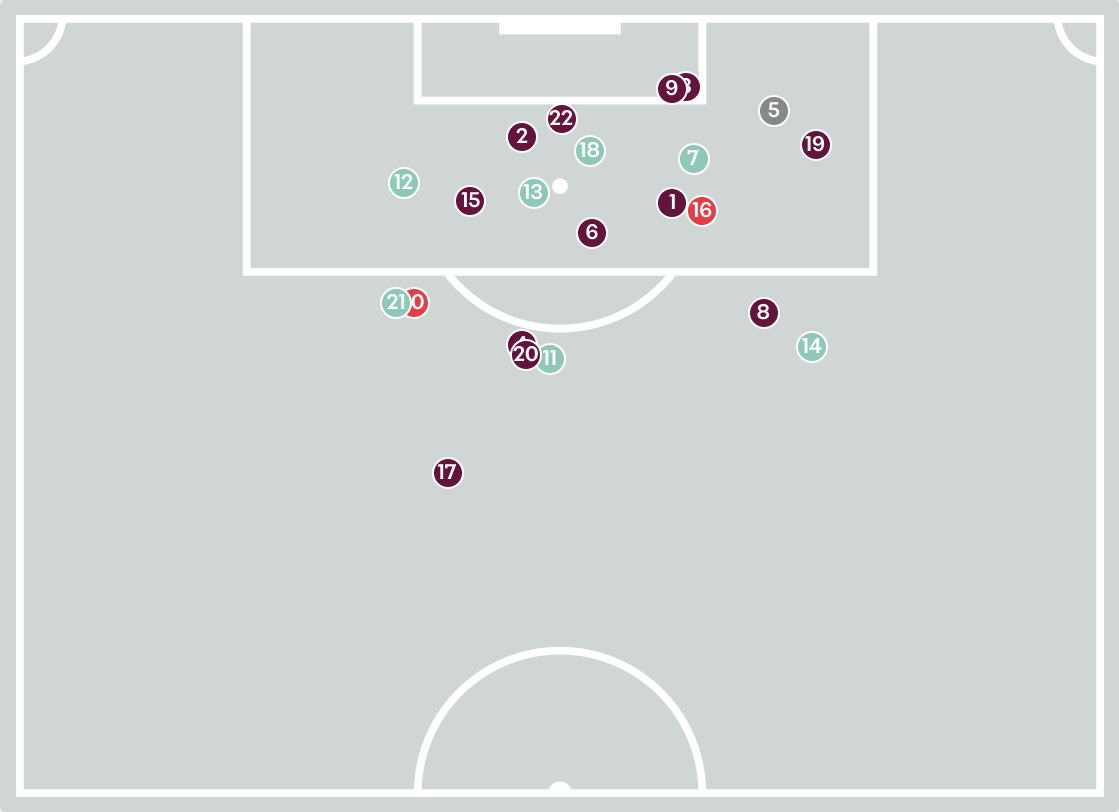

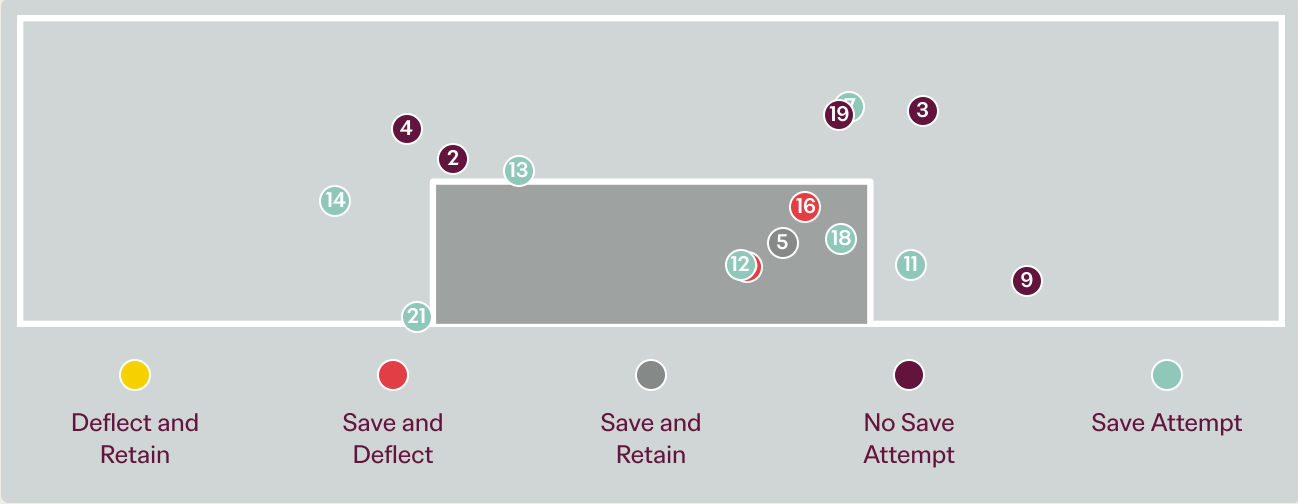

Intervention Type



Intervention Body Type

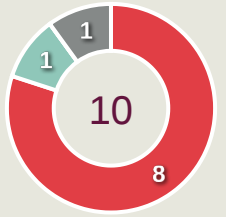

22

Total Attempts on Goal Faced

60

Save %

Total Attempts on Goal Faced	Total Goal Interventions	Save & Retain	Deflect & Retain	Save & Deflect	Save Attempt	No Save Attempt
22	3	1	0	2	7	12

Aerial Control

Tanzania

2
Total Interventions

0	0	0
Complete	Punches	Incomplete

2	2	0
Complete	Claims	Incomplete

0	0	0
Complete	Tipped/Palmed	Incomplete

Crosses Faced

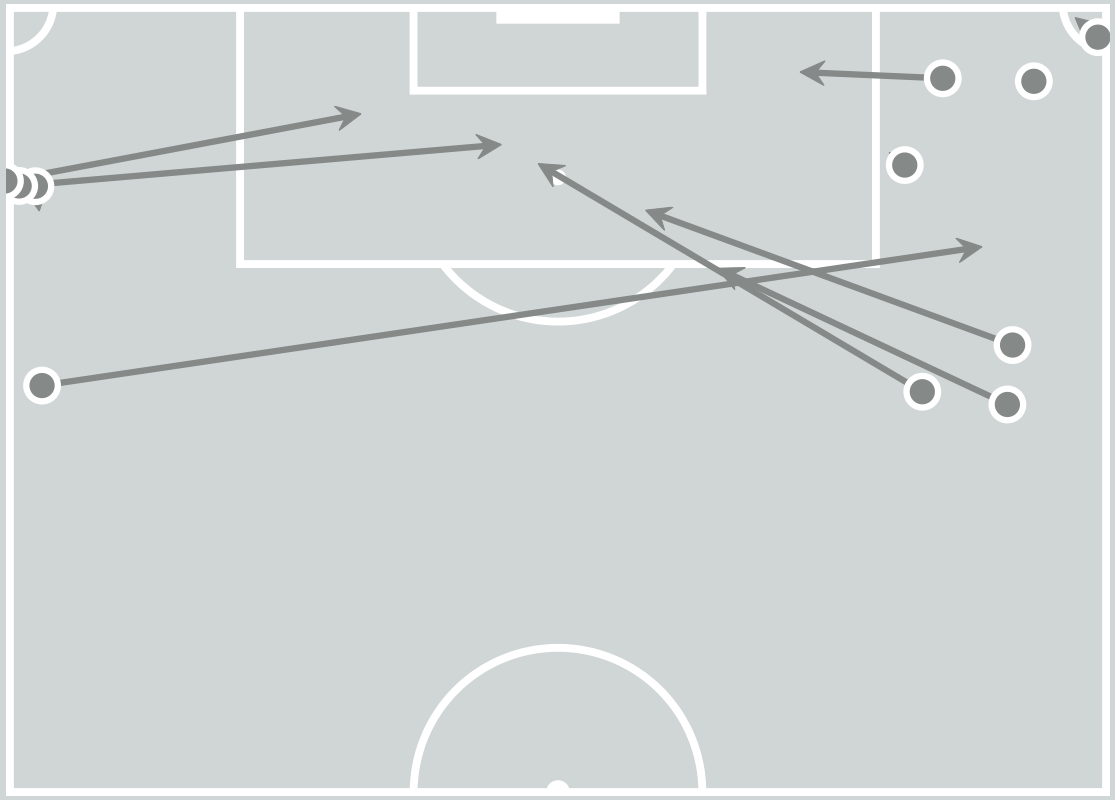

Delivery Types Faced

Total	In Swing	Out Swing	Driven	Lofted	Cutback	Push
12	1	4	4	3	0	0

Aerial Control

Costa Rica

3
Total Interventions

0	0	0
Complete	Punches	Incomplete

2	2	0
Complete	Claims	Incomplete

1	1	0
Complete	Tipped/Palmed	Incomplete

Crosses Faced

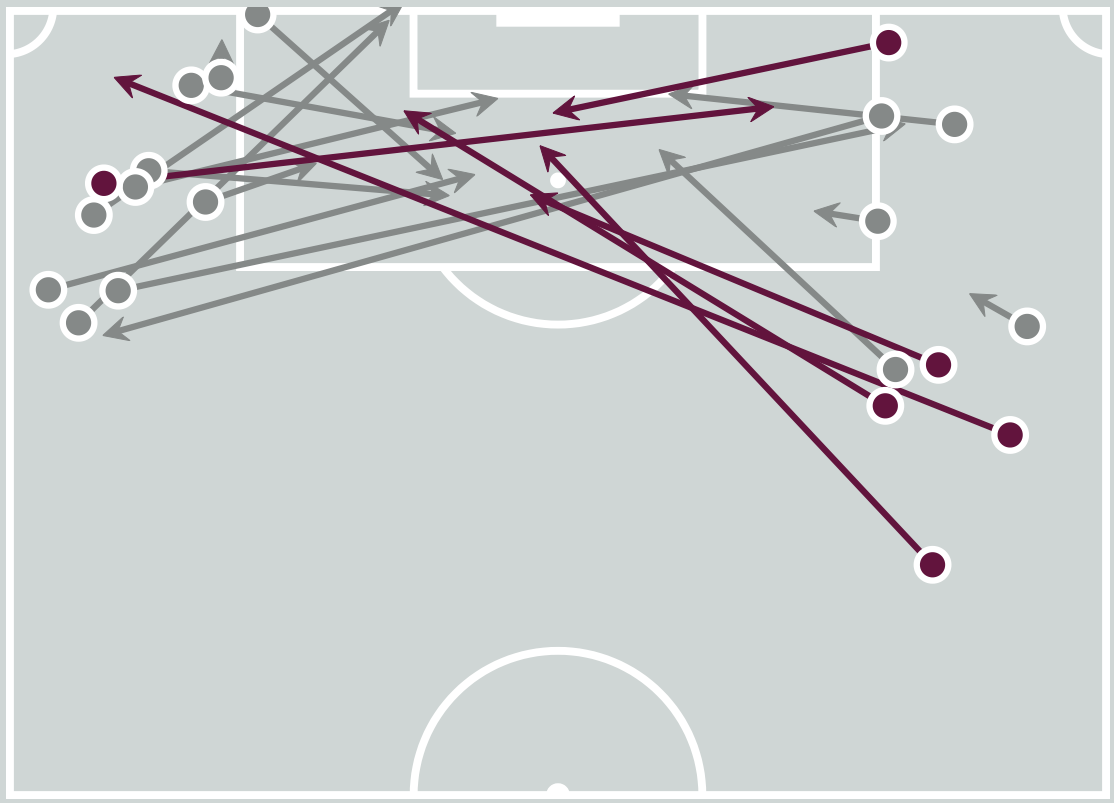

Delivery Types Faced

Total	In Swing	Out Swing	Driven	Lofted	Cutback	Push
27	5	9	5	5	1	2

FIFA U17 WORLD CUP QATAR 2026

SET PLAYS




Tanzania v Costa Rica

Set Plays

Tanzania

47
Total Set Plays

11
Total Free Kicks

1
Total Penalties

5
Total Corners

30
Total Throw Ins

Free Kicks	
Type	**Total**
Direct	10
Direct (on target)	0
Direct (off target)	1
Indirect	1

Corners			
Delivery Type	**From Left Side**	**From Right Side**	**Total**
Direct to Area	2	2	4
Short	1	0	1
Edge of Penalty Area	0	0	0

Corners	
Delivery Style	**Total**
Inswing	4
Outswing	0
Driven	0
Lofted	0

Set Plays

Costa Rica



38
Total Set Plays

14
Total Free Kicks

0
Total Penalties

1
Total Corners

23
Total Throw Ins

Free Kicks	
Type	**Total**
Direct	10
Direct (on target)	1
Direct (off target)	0
Indirect	4

Corners			
Delivery Type	**From Left Side**	**From Right Side**	**Total**
Direct to Area	0	1	1
Short	0	0	0
Edge of Penalty Area	0	0	0

Corners	
Delivery Style	**Total**
Inswing	0
Outswing	1
Driven	0
Lofted	0

INDIVIDUAL DATA IN POSSESSION




Tanzania v Costa Rica

In Possession - Distributions

Tanzania



#	Player	Passes Attempted	Passes Completed	Pass Completion %	Switches of Play	Crosses Attempted	Crosses Completed	Line Breaks Attempted	Line Breaks Completed	Line Break Completion %	Ball Progressions	Take Ons	Step Ins	Attempts at Goal	Goals
18	Haji ABDALAH	18	11	61%	1	0	0	9	3	33%	0	0	0	0	0
3	Kassim Seleman MAHIMBO	52	46	88%	0	3	0	17	15	88%	6	5	1	1	0
5	Hussein MBEGU	43	35	81%	1	1	1	12	7	58%	3	1	2	1	0
8	Issa CHOLE	73	57	78%	1	1	1	22	14	64%	2	0	2	1	0
10	Luqman MBALASALU	15	10	67%	0	0	0	4	3	75%	1	1	0	2	0
11	Razaki MBEGELENDI	25	20	80%	1	7	2	7	6	86%	6	5	1	3	0
12	Elick LUPUGA	48	41	85%	0	5	1	23	16	70%	0	0	0	0	0
14	Idrisa KILENDEMO	40	33	82%	0	2	0	12	7	58%	2	1	1	0	0
17	Hamis Chenga MIHAMBO	32	30	94%	1	0	0	9	8	89%	1	1	0	1	0
19	Sadam HAMIS	39	32	82%	1	4	2	12	8	67%	4	2	2	7	0
20	Faraji KAYANDA	15	14	93%	0	0	0	2	2	100%	3	3	0	5	2
4	Abubakar OTHMAN	3	3	100%	0	0	0	1	1	100%	0	0	0	0	0
7	Abel SAMSON	12	9	75%	0	1	0	0	0	0%	3	2	1	0	0
9	Juma SAGWE	0	0	0%	0	0	0	0	0	0%	0	0	0	0	0
16	Kelvin TONDI	5	4	80%	0	0	0	2	1	50%	1	1	0	1	0
21	Bashiri KIBAILA	15	12	80%	1	3	2	5	5	100%	0	0	0	0	0

In Possession - Offers & Receptions

Tanzania

			Offer movement types						
#	Player	Total Offers	In Front	In Between	Out to In	In to Out	In Behind	No Movement	Offers Received
18	Haji ABDALAH	3	0	0	0	0	0	3	1
3	Kassim Seleman MAHIMBO	1	0	0	0	0	1	0	1
5	Hussein MBEGU	2	1	0	0	0	1	0	0
8	Issa CHOLE	10	7	1	0	0	1	1	4
10	Luqman MBALASALU	6	1	1	0	1	2	1	3
11	Razaki MBEGELENDI	26	2	2	1	0	18	3	6
12	Elick LUPUGA	23	4	1	0	0	12	6	8
14	Idrisa KILENDEMO	13	5	3	0	0	3	2	4
17	Hamis Chenga MIHAMBO	20	4	6	0	1	6	3	5
19	Sadam HAMIS	54	11	4	4	3	14	18	26
20	Faraji KAYANDA	27	0	5	0	1	21	0	7
4	Abubakar OTHMAN	0	0	0	0	0	0	0	0
7	Abel SAMSON	1	0	0	0	0	0	1	0
9	Juma SAGWE	1	0	0	0	0	1	0	0
16	Kelvin TONDI	1	0	0	0	0	1	0	1
21	Bashiri KIBAILA	9	2	3	0	0	2	2	4

In Possession - Distributions

Costa Rica



#	Player	Passes Attempted	Passes Completed	Pass Completion %	Switches of Play	Crosses Attempted	Crosses Completed	Line Breaks Attempted	Line Breaks Completed	Line Break Completion %	Ball Progressions	Take Ons	Step Ins	Attempts at Goal	Goals
1	Fabian ARAYA	35	14	40%	0	0	0	25	5	20%	0	0	0	0	0
2	Brayan CALDERON	26	18	69%	0	3	0	9	4	44%	0	0	0	0	0
3	Thiago CORDERO	31	25	81%	2	0	0	10	6	60%	0	0	0	0	0
5	Yordi ALFARO	38	29	76%	0	0	0	12	7	58%	4	2	2	2	0
7	Akenai SAMUELS	12	7	58%	1	2	0	4	2	50%	8	8	0	2	0
9	Ethan BARLEY	10	5	50%	0	0	0	0	0	0%	1	1	0	0	0
10	Jorshuad PILARTE	21	17	81%	0	0	0	1	0	0%	0	0	0	1	1
11	Paul GONZALEZ	9	7	78%	0	1	0	3	3	100%	2	2	0	2	0
16	Ian BADILLA	33	22	67%	1	0	0	12	5	42%	1	0	1	0	0
17	Paul JIMENEZ	15	11	73%	0	1	0	8	5	62%	1	0	1	0	0
20	Jefrey URBINA	11	8	73%	0	0	0	1	1	100%	1	0	1	1	1
4	Adrian ESPINOZA	7	4	57%	1	0	0	7	4	57%	0	0	0	0	0
8	Marshal ARAYA	10	6	60%	0	2	0	4	1	25%	1	1	0	0	0
15	Sebastian HERNANDEZ	20	17	85%	0	2	0	10	8	80%	0	0	0	1	0
19	Dwyane WOODLY	1	0	0%	0	1	0	1	0	0%	2	2	0	0	0
21	Kyan MC DONALD	10	8	80%	0	0	0	1	1	100%	1	1	0	0	0

In Possession - Offers & Receptions

Costa Rica



			Offer movement types						
#	Player	Total Offers	In Front	In Between	Out to In	In to Out	In Behind	No Movement	Offers Received
1	Fabian ARAYA	3	0	0	0	0	0	3	0
2	Brayan CALDERON	9	2	1	0	0	1	5	4
3	Thiago CORDERO	3	0	0	0	0	0	3	2
5	Yordi ALFARO	9	6	1	0	0	2	0	5
7	Akenai SAMUELS	6	0	0	1	0	3	2	3
9	Ethan BARLEY	11	0	7	1	0	3	0	4
10	Jorshuad PILARTE	16	6	5	1	3	0	1	4
11	Paul GONZALEZ	21	1	2	1	0	17	0	4
16	Ian BADILLA	1	0	0	0	0	0	1	1
17	Paul JIMENEZ	1	0	0	0	0	0	1	0
20	Jefrey URBINA	9	2	4	0	1	2	0	0
4	Adrian ESPINOZA	1	0	0	0	0	0	1	0
8	Marshal ARAYA	3	1	1	0	0	1	0	2
15	Sebastian HERNANDEZ	8	5	0	0	0	2	1	3
19	Dwyane WOODLY	3	0	0	0	0	1	2	2
21	Kyan MC DONALD	2	1	0	0	0	1	0	1

INDIVIDUAL DATA
OUT OF POSSESSION




Tanzania v Costa Rica

Out of Possession

Tanzania

#	Player	Tackles Made / Won	Blocks	Interceptions	Pressing Direct	Pressing Indirect	Duels Won - Aerial	Duels Won - Physical	Possession Contests won	Clearances	Loose Ball Receptions	Pushing On	Pushing On into Pressing	Possession Regains	Possession Interrupted
18	Haji ABDALAH	0 / 0	0	0	0	0	0	0	0	0	0	0	0	5	0
3	Kassim Seleman MAHIMBO	3 / 1	4	4	2	2	2	0	4	4	10	5	0	10	4
5	Hussein MBEGU	1 / 0	4	1	3	1	8	0	8	10	7	1	0	6	7
8	Issa CHOLE	4 / 1	5	3	4	19	1	0	2	5	13	11	8	10	7
10	Luqman MBALASALU	1 / 1	0	1	1	9	0	0	0	0	4	8	4	2	0
11	Razaki MBEGELENDI	2 / 0	0	0	2	8	0	0	0	1	4	6	4	0	2
12	Elick LUPUGA	4 / 1	5	1	5	5	0	0	0	4	7	14	5	10	2
14	Idrisa KILENDEMO	2 / 1	3	2	3	6	1	0	1	5	6	9	5	5	5
17	Hamis Chenga MIHAMBO	3 / 2	3	1	4	13	5	0	6	0	8	12	5	6	1
19	Sadam HAMIS	5 / 0	0	2	2	9	0	0	1	2	10	10	5	3	2
20	Faraji KAYANDA	1 / 0	4	0	3	29	4	1	5	0	5	29	17	2	1
4	Abubakar OTHMAN	0 / 0	1	0	0	2	0	0	0	2	1	1	1	1	1
7	Abel SAMSON	1 / 0	0	0	0	6	1	0	1	1	3	4	3	0	2
9	Juma SAGWE	0 / 0	0	0	0	3	0	0	0	0	0	2	2	0	0
16	Kelvin TONDI	0 / 0	1	0	0	2	0	0	0	0	0	0	0	0	1
21	Bashiri KIBAILA	2 / 1	0	0	4	10	1	0	1	4	5	7	5	2	3

Out of Possession

Costa Rica



#	Player	Tackles Made / Won	Blocks	Interceptions	Pressing Direct	Pressing Indirect	Duels Won - Aerial	Duels Won - Physical	Possession Contests won	Clearances	Loose Ball Receptions	Pushing On	Pushing On into Pressing	Possession Regains	Possession Interrupted
1	Fabian ARAYA	0 / 0	0	0	0	0	0	0	0	0	2	0	0	9	0
2	Brayan CALDERON	2 / 0	2	0	4	17	1	1	2	7	4	22	14	6	3
3	Thiago CORDERO	4 / 1	6	1	4	5	2	0	3	14	4	2	0	7	10
5	Yordi ALFARO	2 / 1	1	3	13	13	3	0	3	8	8	24	14	8	7
7	Akenai SAMUELS	6 / 1	1	0	5	26	0	0	0	1	4	18	17	1	4
9	Ethan BARLEY	1 / 0	0	0	3	24	3	0	4	1	2	19	14	0	0
10	Jorshuad PILARTE	1 / 0	2	0	4	39	0	0	0	3	6	24	17	2	1
11	Paul GONZALEZ	4 / 1	1	0	6	23	2	0	2	1	3	22	11	1	2
16	Ian BADILLA	4 / 2	6	0	4	6	2	0	2	8	2	8	0	7	11
17	Paul JIMENEZ	3 / 2	1	0	3	10	0	0	0	6	2	11	8	4	5
20	Jefrey URBINA	5 / 2	2	0	6	38	2	1	5	3	4	29	16	5	6
4	Adrian ESPINOZA	1 / 1	0	0	0	0	1	0	1	2	1	2	0	1	1
8	Marshal ARAYA	1 / 0	1	0	0	9	1	0	1	2	2	4	4	1	1
15	Sebastian HERNANDEZ	4 / 1	0	2	3	4	0	0	0	6	4	3	2	7	3
19	Dwyane WOODLY	2 / 1	1	0	2	4	1	0	1	1	0	4	1	2	1
21	Kyan MC DONALD	1 / 0	0	0	2	6	1	0	1	0	3	9	4	0	0

FIFA U17 WORLD CUP QATAR 2026

INDIVIDUAL DATA PHYSICAL




Tanzania v Costa Rica

Physical Data

Tanzania

#	Player	Total Distance (m)	Zone 1: 0-7 km/h (m)	Zone 2: 7-15 km/h (m)	Zone 3: 15-20 km/h (m)	Zone 4: 20-25 km/h (m)	Zone 5: 25+ km/h (m)	High Speed Runs (Zone 3)	Sprints (Zone 4 & 5)	Top Speed (km/h)
18	Haji ABDALAH	5493.6	4056.5	1264.5	96.1	53.7	22.8	8.0	7.0	28.0
3	Kassim Seleman MAHIMBO	10508.0	3584.0	4758.5	1459.1	608.1	98.2	134.0	34.0	32.7
5	Hussein MBEGU	9607.7	3626.4	4574.3	1012.5	254.9	139.6	95.0	19.0	33.2
8	Issa CHOLE	10763.1	3543.8	5192.5	1527.5	405.2	94.1	132.0	27.0	30.1
10	Luqman MBALASALU	5877.5	1322.5	3055.9	1158.2	316.2	24.7	103.0	23.0	26.0
11	Razaki MBEGELENDI	8467.5	2595.6	3629.3	1386.3	681.0	175.2	114.0	51.0	32.2
12	Elick LUPUGA	10632.3	3605.6	4934.0	1250.9	647.8	193.9	112.0	38.0	32.9
14	Idrisa KILENDEMO	9254.5	2742.1	4414.0	1362.8	552.7	182.8	123.0	37.0	33.2
17	Hamis Chenga MIHAMBO	10574.4	2735.3	4611.3	2142.1	956.1	129.6	194.0	57.0	29.0
19	Sadam HAMIS	10419.3	3547.7	4536.2	1665.1	486.5	183.8	134.0	38.0	29.8
20	Faraji KAYANDA	9940.7	3407.6	4301.2	1401.0	641.3	189.7	118.0	53.0	32.9
4	Abubakar OTHMAN	1304.3	457.6	742.0	98.9	5.8	0	8.0	1.0	20.1
7	Abel SAMSON	2815.8	797.6	1292.2	503.5	161.8	60.7	53.0	15.0	29.1
9	Juma SAGWE	516.7	106.4	257.0	84.9	42.9	25.5	10.0	3.0	28.6
16	Kelvin TONDI	1822.4	371.6	982.3	320.6	147.9	0	30.0	9.0	24.6
21	Bashiri KIBAILA	5659.0	1669.2	2778.6	876.2	330.4	4.5	79.0	25.0	25.4

Physical Data

Costa Rica



#	Player	Total Distance (m)	Zone 1: 0-7 km/h (m)	Zone 2: 7-15 km/h (m)	Zone 3: 15-20 km/h (m)	Zone 4: 20-25 km/h (m)	Zone 5: 25+ km/h (m)	High Speed Runs (Zone 3)	Sprints (Zone 4 & 5)	Top Speed (km/h)
1	Fabian ARAYA	5046.2	3862.0	1118.8	65.4	0	0	8.0	0	19.4
2	Brayan CALDERON	10779.0	3632.9	4764.1	1742.8	603.4	35.7	149.0	43.0	27.7
3	Thiago CORDERO	9580.9	3687.5	4574.8	1018.3	220.5	79.8	94.0	19.0	29.1
5	Yordi ALFARO	11032.2	3899.0	5170.4	1482.9	392.5	87.3	131.0	27.0	29.0
7	Akenai SAMUELS	7564.0	3081.4	2851.7	1092.2	424.5	114.2	97.0	31.0	29.6
9	Ethan BARLEY	7163.0	2400.8	3304.7	1032.8	338.3	86.4	93.0	24.0	31.6
10	Jorshuad PILARTE	9622.8	3010.0	4568.7	1667.0	345.6	31.4	136.0	30.0	26.7
11	Paul GONZALEZ	9349.1	2996.1	4129.2	1190.6	708.8	324.4	109.0	52.0	33.1
16	Ian BADILLA	9488.4	3795.6	4520.7	941.5	227.4	3.3	88.0	20.0	25.1
17	Paul JIMENEZ	6615.3	2665.1	3019.4	689.6	178.7	62.4	64.0	15.0	27.5
20	Jefrey URBINA	11312.3	3694.3	4973.2	1854.6	628.8	161.3	154.0	50.0	32.8
4	Adrian ESPINOZA	1709.4	503.7	903.4	237.2	65.1	0	24.0	5.0	24.3
8	Marshal ARAYA	3020.4	876.6	1505.7	493.4	118.7	26.0	42.0	10.0	27.5
15	Sebastian HERNANDEZ	3674.9	1277.6	1495.1	461.8	241.5	199.0	39.0	19.0	33.0
19	Dwyane WOODLY	1849.8	512.6	778.0	320.9	177.5	60.8	27.0	13.0	27.9
21	Kyan MC DONALD	2970.7	1015.9	1272.1	414.8	225.4	42.6	35.0	15.0	26.7


FIFA
U17
WORLD CUP
QATAR 2026