FIFA U17 WORLD CUP QATAR 2026

POST MATCH SUMMARY REPORT

Spain 5 - 0 China PR

Group H - Match 15
20 November 2026
17:00 Kick Off
Aspire Zone - Pitch 5 - Khaled Ballan

20 November 2026 - Aspire Zone - Pitch 5 - Khaled Ballan - 17:00

Match Summary - Teams

Spain

5 — 0

China PR

STARTING

21	GK	Diego PIQUERAS	
3	DF	Jordi PESQUER	⚽ 40'
4	MF	Junior ZAMORANO	⬇ 69'
5	DF	Sergi MAYANS	
6	MF	Eloi GOMEZ	
7	FW	Owen EMEKA	⚽ 73' ⚽ 79'
8	MF	Marco COMPANY	⬇ 66'
10	MF	Ebrima TUNKARA	⚽ 45+2' ⬇ 76'
11	FW	Christian IMGA	⬇ 66'
12	DF	Arnau CASES	
19	FW	Roberto TOMAS	⬇ 66'

SUBSTITUTES

1	GK	Guille PONCE	
13	GK	Darlington OSUCHUKWU	
2	DF	Raul EXPOSITO	
9	FW	Guillermo TRUJILLANO	⬆ 66' ⚽ 85'
14	DF	Baba KOUROUMA	
15	DF	Jorge DOMINGUEZ LITUBA	⬆ 69'
16	MF	Mateo SOBRAL	⬆ 66'
17	FW	Iu MARTINEZ	⬆ 76'
18	FW	Yeremaiah RAMOS	
20	FW	Rafa CRUZ	⬆ 66'

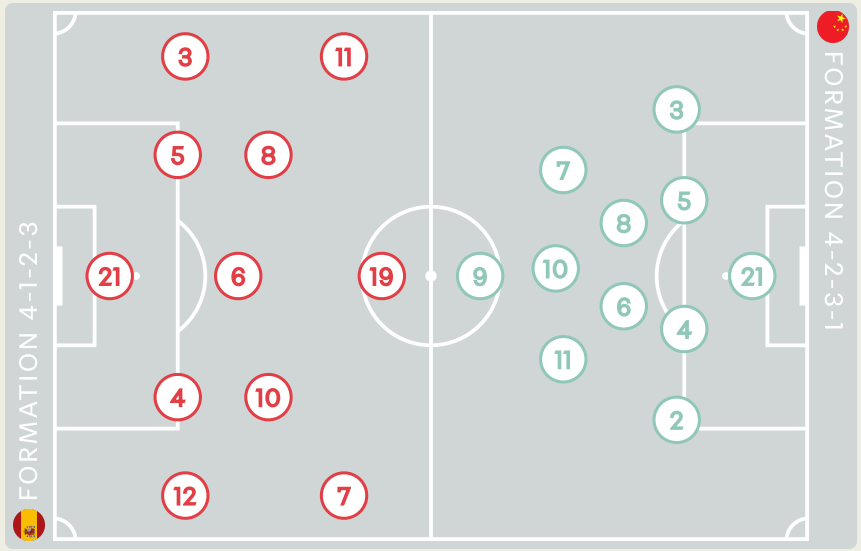

STARTING

JIANG Yuhan	GK	21	
ZHANG Xuyao	DF	2	
JIN Yucheng	DF	3	
NAN Zixun	DF	4	
LI Junpeng	DF	5	
ZHOU Yunuo	MF	6	
⬇ 45' KUANG Zhaolei	MF	7	
XU Zhengpeng	MF	8	
⬇ 60' ZHAO Songyuan	FW	9	
⬇ 84' WAN Xiang	MF	10	
⬇ 84' HE Sifan	MF	11	

SUBSTITUTES

JIANG Chengen	GK	1	
QIN Ziniu	GK	12	
PAN Chaowei	MF	13	
⬆ 84' LIANG Shiyu	MF	14	
⬇ 84' ⬆ 60' JIN Guancheng	FW	15	
JIN Junhu	MF	16	
⬆ 84' LI Jiarun	MF	17	
⬆ 84' LIU Zhicheng	DF	18	
ZHANG Junhao	DF	19	
⬆ 45' SHUAI Weihao	FW	20	

Distribution in the Final Third

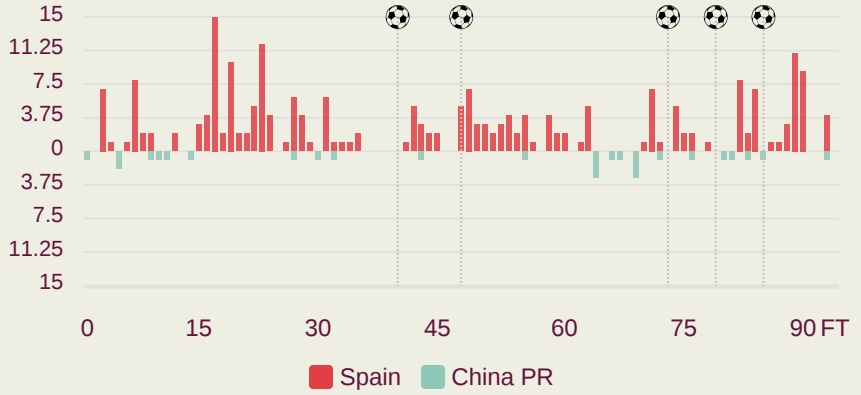

20 November 2026 - Aspire Zone - Pitch 5 - Khaled Ballan - 17:00

Match Summary - Key Statistics



Spain

5 — 0

China PR



Possession

Total	69%	7.4%	23.6%	Total
5	Goals			0
1.93	xG (Expected Goals)			0.24
19 (11)	Attempts at Goal (On Target)			3 (2)
675 (619)	Total Passes (Complete)			238 (174)
92 %	Pass Completion %			73 %
116	Completed Line Breaks			38
20	Defensive Line Breaks			1
180	Receptions in the Final Third			17
26	Crosses			4
45	Ball Progressions			15
163 (44)	Defensive Pressures Applied (Direct Pressures)			331 (58)
38	Forced Turnovers			39
78	Second Balls			49
105.4 km	Total Distance Covered			106.5 km
4 km	Zone 4 – Low Speed Sprinting: 20-25 km/h			4.2 km

20 November 2026 - Aspire Zone - Pitch 5 - Khaled Ballan - 17:00

Spain

Phases of Play

China PR

IN POSSESSION

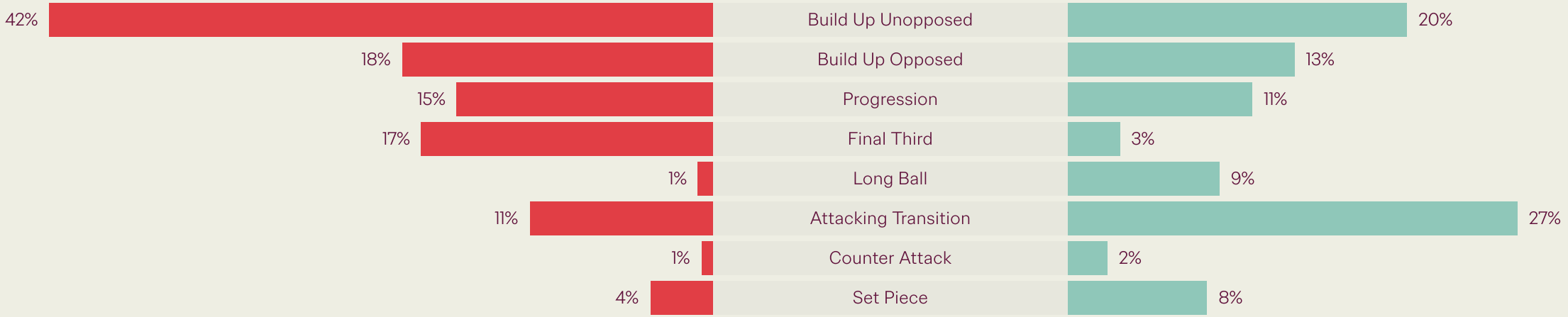

OUT OF POSSESSION

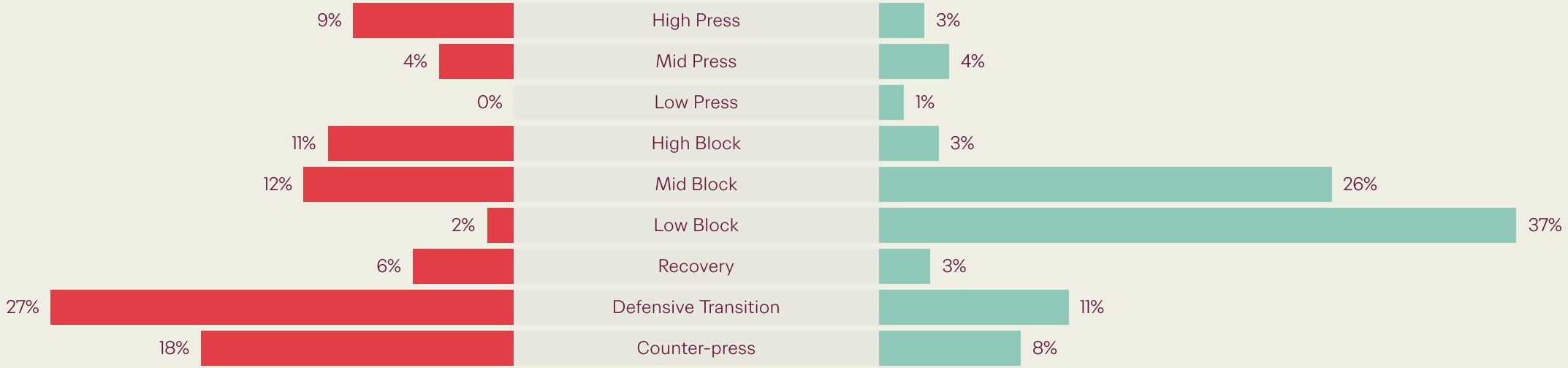

IN POSSESSION




Spain v China PR

In Possession Line Height & Team Length

Spain

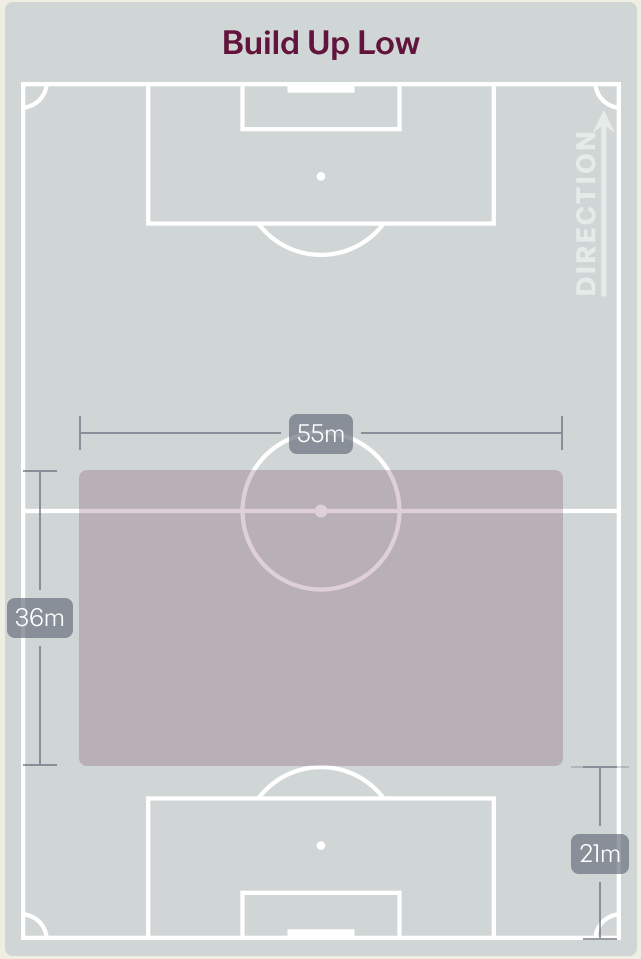

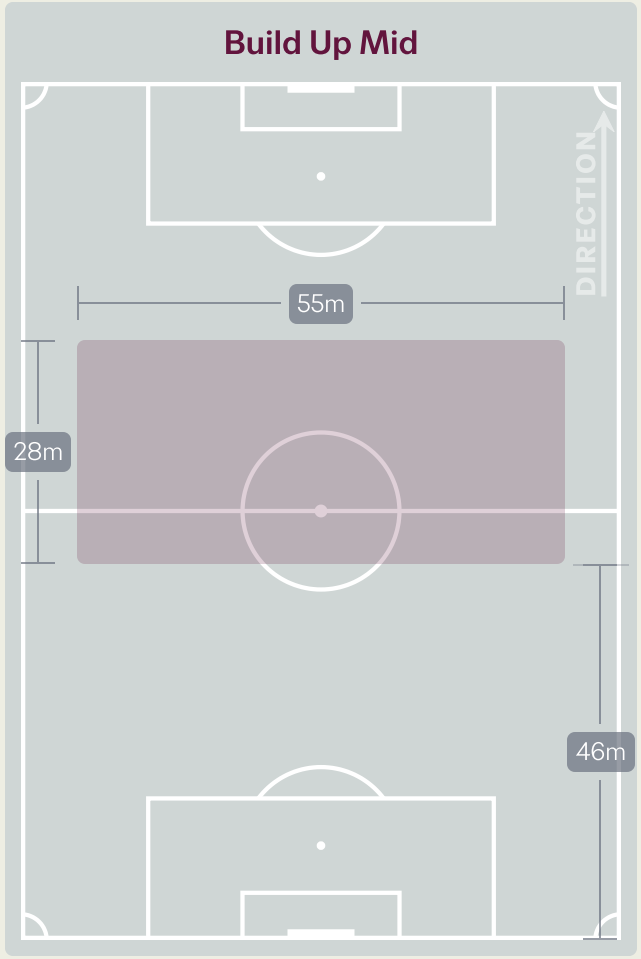

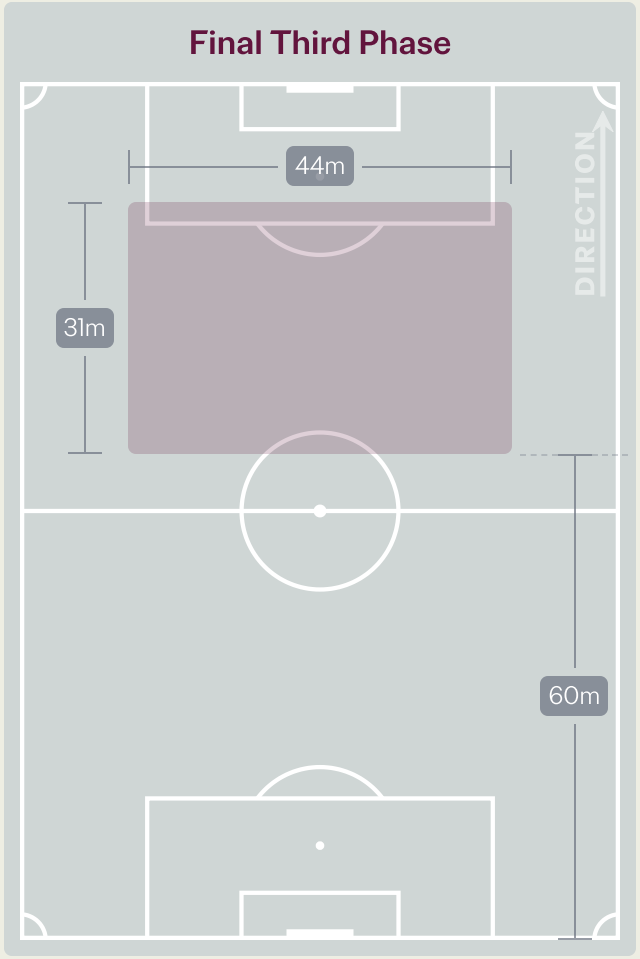

In Possession Line Height & Team Length

China PR

Build Up Low

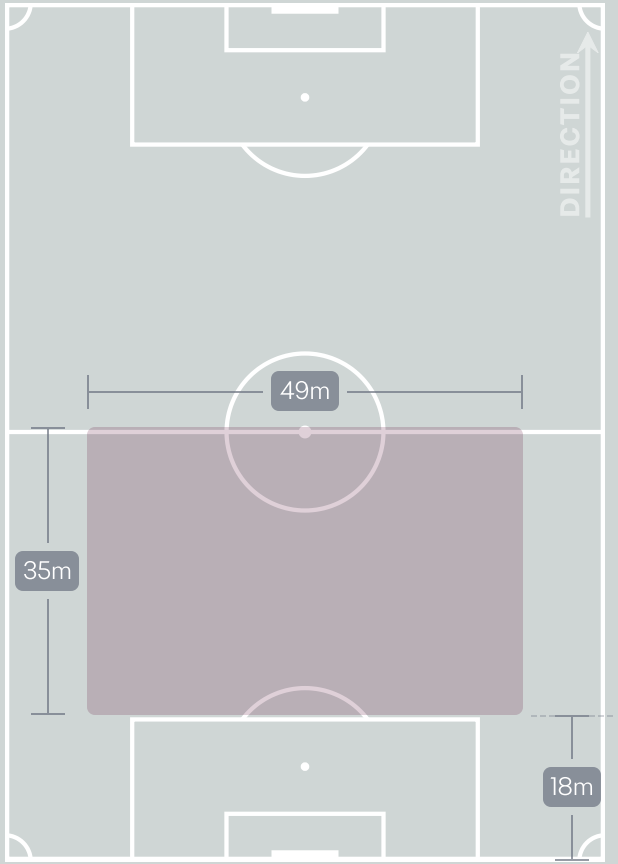

Build Up Mid

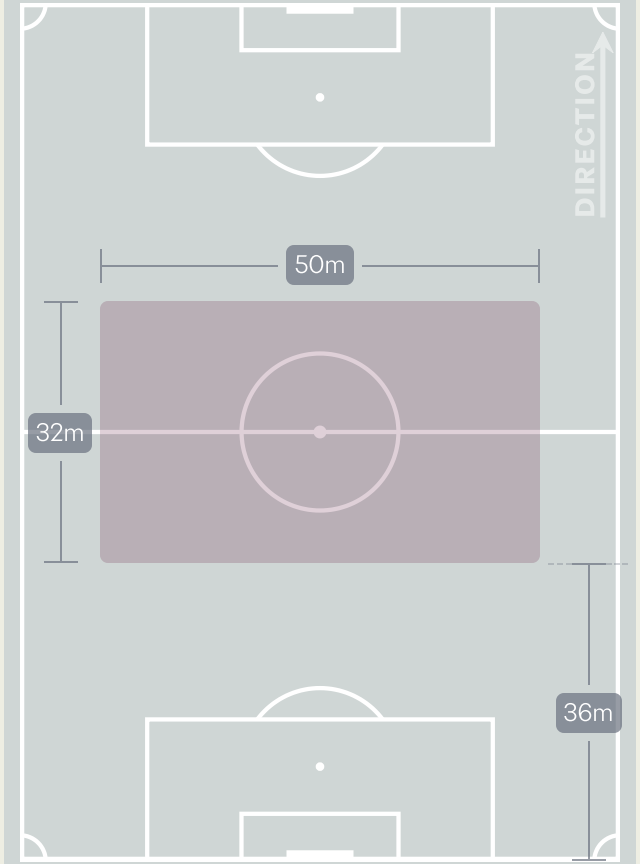

Final Third Phase

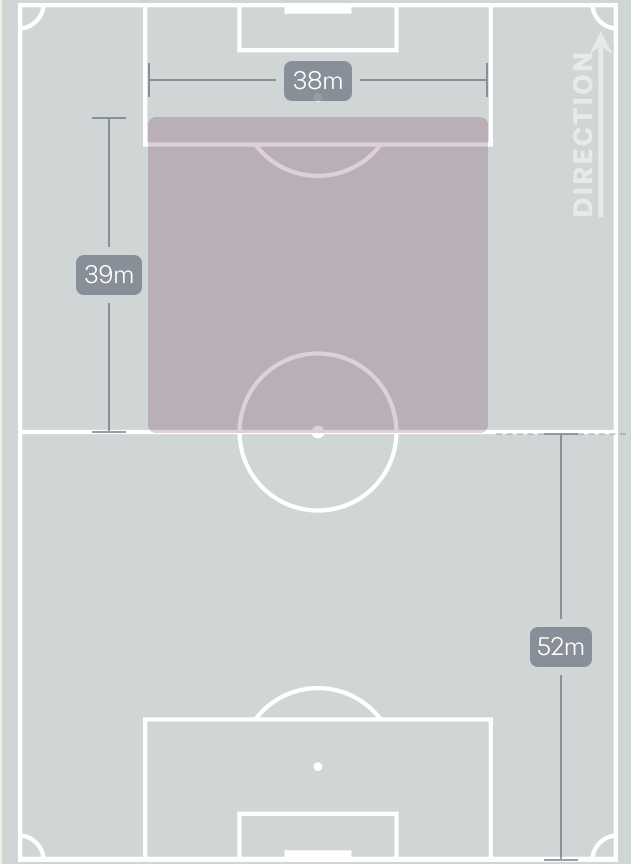

Line Breaks

Spain

Attempted Line Breaks
145

Attempted	Complete
36	27
76	73
33	16

4 Units

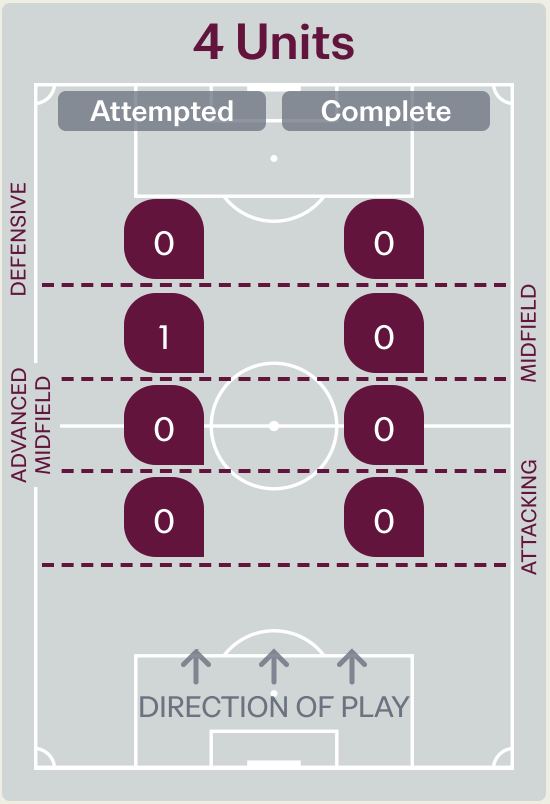

Attempted Line Breaks	1
Inside Shape	1
Outside Shape	0

3 Units

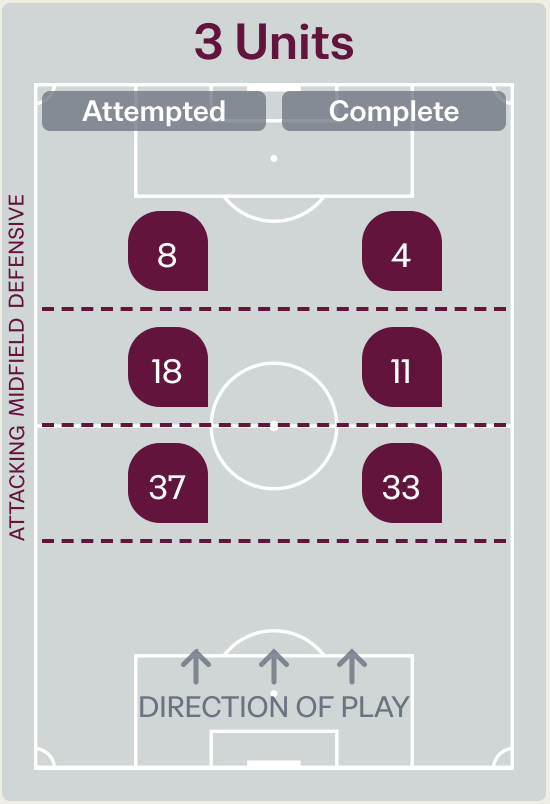

Attempted Line Breaks	63
Inside Shape	32
Outside Shape	31

2 Units

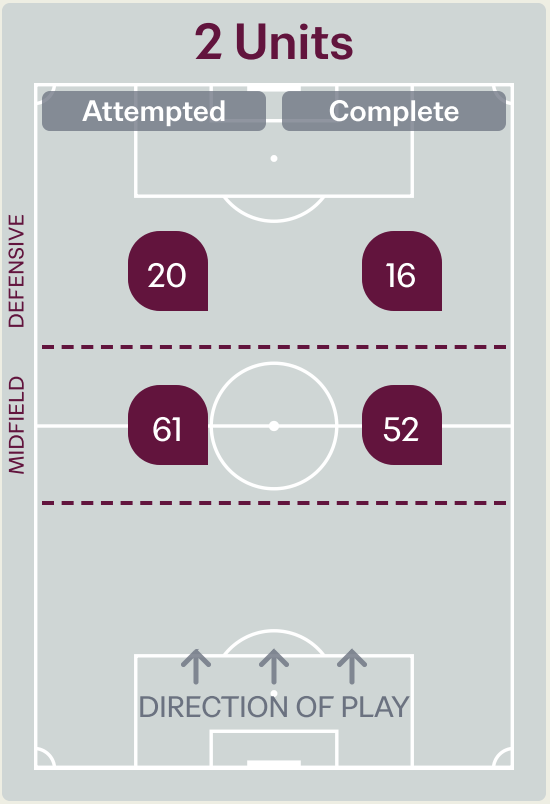

Attempted Line Breaks	81
Inside Shape	37
Outside Shape	44

Line Breaks

China PR

Attempted Line Breaks
78

Attempted	Complete
21	14
11	8
46	16

4 Units

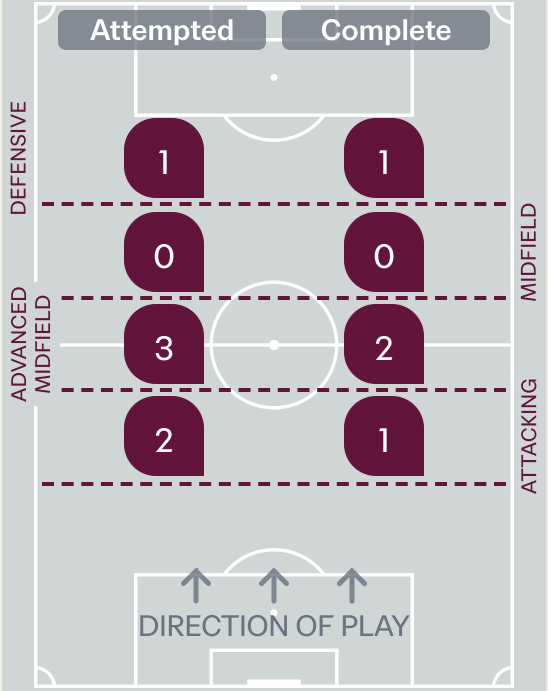

Attempted Line Breaks	6
Inside Shape	2
Outside Shape	4

3 Units

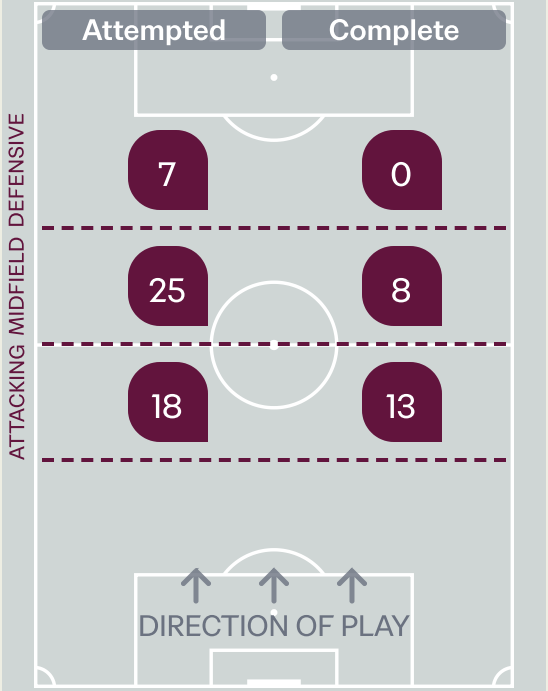

Attempted Line Breaks	50
Inside Shape	38
Outside Shape	12

2 Units

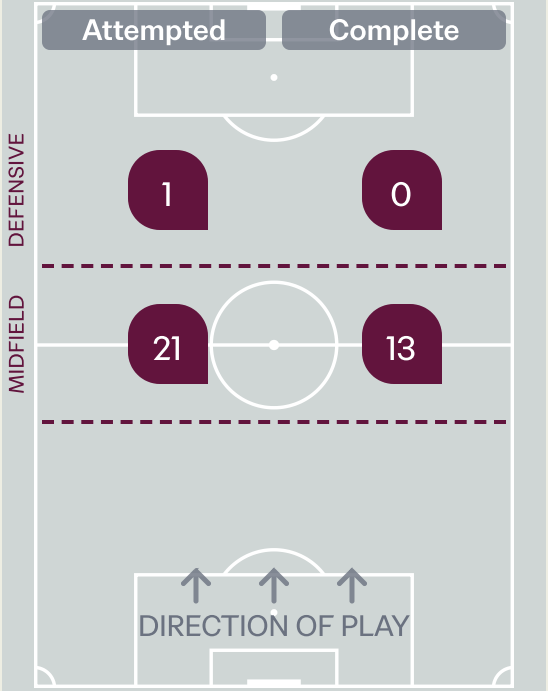

Attempted Line Breaks	22
Inside Shape	19
Outside Shape	3

Line Breaks

Spain

					4 Units				3 Units			2 Units		Direction			Distribution Type		
#	Player	Line Breaks Attempted	Line Breaks Completed	Line Break Completion %	Attacking Line	Attacking Midfield Line	Midfield Line	Defensive Line	Attacking Line	Midfield Line	Defensive Line	Midfield Line	Defensive Line	Through	Around	Over	Pass	Cross	Ball Progression
21	Diego PIQUERAS	7	3	43%	0	0	0	0	6	1	0	0	0	1	2	4	7	0	0
3	Jordi PESQUER	20	20	100%	0	0	0	0	4	0	1	10	5	2	13	5	17	1	2
4	Junior ZAMORANO	18	18	100%	0	0	0	0	4	1	0	13	0	1	17	0	18	0	0
5	Sergi MAYANS	14	12	86%	0	0	0	0	8	0	1	5	0	3	8	3	13	0	1
6	Eloi GOMEZ	22	19	86%	0	0	0	0	3	3	1	13	2	11	6	5	21	0	1
7	Owen EMEKA	9	7	78%	0	0	0	0	0	1	0	1	7	3	6	0	5	0	4
8	Marco COMPANY	7	5	71%	0	0	0	0	1	3	0	3	0	2	4	1	7	0	0
10	Ebrima TUNKARA	7	6	86%	0	0	0	0	0	1	0	6	0	2	4	1	3	0	4
11	Christian IMGA	3	1	33%	0	0	0	0	0	0	2	0	1	1	2	0	0	0	3
12	Arnau CASES	16	11	69%	0	0	0	0	5	4	2	4	1	1	7	8	15	0	1
19	Roberto TOMAS	4	3	75%	0	0	0	0	1	2	0	0	1	2	2	0	3	0	1
9	Guillermo TRUJILLANO	2	0	0%	0	0	0	0	0	0	0	1	1	1	0	1	2	0	0
15	Jorge DOMINGUEZ LITUBA	6	5	83%	0	0	0	0	5	1	0	0	0	2	2	2	5	0	1
16	Mateo SOBRAL	4	2	50%	0	0	0	0	0	1	0	3	0	2	0	2	4	0	0
17	Iu MARTINEZ	2	2	100%	0	0	0	0	0	0	0	1	1	0	1	1	0	2	0
20	Rafa CRUZ	4	2	50%	0	0	1	0	0	0	1	1	1	2	2	0	2	0	2

Line Breaks

China PR



					4 Units				3 Units			2 Units		Direction			Distribution Type		
#	Player	Line Breaks Attempted	Line Breaks Completed	Line Break Completion %	Attacking Line	Attacking Midfield Line	Midfield Line	Defensive Line	Attacking Line	Midfield Line	Defensive Line	Midfield Line	Defensive Line	Through	Around	Over	Pass	Cross	Ball Progression
21	JIANG Yuhan	15	4	27%	1	1	0	0	1	5	0	7	0	0	1	14	15	0	0
2	ZHANG Xuyao	8	5	62%	0	0	0	1	2	4	0	1	0	0	2	6	6	0	2
3	JIN Yucheng	15	10	67%	0	2	0	0	3	3	1	6	0	2	3	10	15	0	0
4	NAN Zixun	7	5	71%	0	0	0	0	4	2	0	1	0	4	0	3	7	0	0
5	LI Junpeng	11	5	45%	0	0	0	0	6	3	1	1	0	4	2	5	11	0	0
6	ZHOU Yunuo	4	2	50%	1	0	0	0	0	2	1	0	0	2	1	1	4	0	0
7	KUANG Zhaolei	2	0	0%	0	0	0	0	0	1	1	0	0	1	0	1	0	0	2
8	XU Zhengpeng	10	5	50%	0	0	0	0	2	3	1	4	0	5	2	3	9	0	1
9	ZHAO Songyuan	0	0	0%	0	0	0	0	0	0	0	0	0	0	0	0	0	0	0
10	WAN Xiang	3	0	0%	0	0	0	0	0	0	2	0	1	2	0	1	2	0	1
11	HE Sifan	0	0	0%	0	0	0	0	0	0	0	0	0	0	0	0	0	0	0
14	LIANG Shiyu	0	0	0%	0	0	0	0	0	0	0	0	0	0	0	0	0	0	0
15	JIN Guancheng	2	2	100%	0	0	0	0	0	1	0	1	0	1	0	1	2	0	0
17	LI Jiarun	0	0	0%	0	0	0	0	0	0	0	0	0	0	0	0	0	0	0
18	LIU Zhicheng	1	0	0%	0	0	0	0	0	1	0	0	0	0	0	1	1	0	0
20	SHUAI Weihao	0	0	0%	0	0	0	0	0	0	0	0	0	0	0	0	0	0	0

Passing Networks

Spain

#	Passes From ↓ to →	Diego PIQUERAS	Jordi PESQUER	Junior ZAMORANO	Sergi MAYANS	Eloi GOMEZ	Owen EMEKA	Marco COMPANY	Ebrima TUNKARA	Christian IMGA	Arnau CASES	Roberto TOMAS	Guillermo TRUJILLANO	Jorge DOMINGUEZ LITUBA	Mateo SOBRAL	Iu MARTINEZ	Rafa CRUZ
21	Diego PIQUERAS		2	5	12	1	0	0	0	0	3	0	0	4	0	0	0
3	Jordi PESQUER	2		4	22	6	1	13	2	7	0	2	2	0	1	0	2
4	Junior ZAMORANO	4	1		38	2	13	4	8	0	18	2	0	0	0	0	0
5	Sergi MAYANS	15	26	39		13	0	8	0	4	1	5	0	5	2	0	1
6	Eloi GOMEZ	0	9	10	8		5	2	6	5	7	3	3	1	3	2	0
7	Owen EMEKA	0	1	2	0	1		1	9	0	9	0	0	0	1	0	0
8	Marco COMPANY	0	14	3	8	5	0		1	7	1	2	0	0	0	0	0
10	Ebrima TUNKARA	0	0	0	3	5	5	5		0	7	6	1	0	1	0	0
11	Christian IMGA	0	3	0	1	3	0	4	0		1	2	0	0	0	0	0
12	Arnau CASES	0	0	14	3	5	7	0	10	0		3	3	6	0	4	0
19	Roberto TOMAS	0	2	1	2	5	0	0	4	2	0		0	0	0	0	0
9	Guillermo TRUJILLANO	0	0	0	2	0	0	0	1	0	2	0		1	3	1	1
15	Jorge DOMINGUEZ LITUBA	1	1	0	7	5	1	0	0	0	2	0	2		0	1	2
16	Mateo SOBRAL	0	1	0	2	1	1	0	1	0	0	0	1	2		3	1
17	Iu MARTINEZ	0	0	0	0	0	0	0	0	0	4	0	0	1	0		0
20	Rafa CRUZ	0	4	0	0	0	0	0	0	0	0	0	0	0	1	0	

Top 5 Player to Player Passers		
Player	Passed To	% of Total Team Passes
Sergi MAYANS	Junior ZAMORANO	6.5%
Junior ZAMORANO	Sergi MAYANS	6.3%
Sergi MAYANS	Jordi PESQUER	4.3%
Jordi PESQUER	Sergi MAYANS	3.6%
Junior ZAMORANO	Arnau CASES	3%

Passing Networks

China PR

#	Passes From ↓ to →	JIANG Yuhan	ZHANG Xuyao	JIN Yucheng	NAN Zixun	LI Junpeng	ZHOU Yunuo	KUANG Zhaolei	XU Zhengpeng	ZHAO Songyuan	WAN Xiang	HE Sifan	LIANG Shiyu	JIN Guancheng	LI Jiarun	LIU Zhicheng	SHUAI Weihao
21	JIANG Yuhan		0	0	4	4	0	1	0	0	0	0	0	0	0	0	0
2	ZHANG Xuyao	0		0	4	0	0	0	0	1	2	1	0	0	0	0	1
3	JIN Yucheng	0	0		0	7	0	4	1	1	1	3	0	0	0	0	0
4	NAN Zixun	2	3	2		8	1	0	3	1	6	0	0	1	0	0	0
5	LI Junpeng	5	0	3	10		2	0	4	1	0	3	0	0	0	0	0
6	ZHOU Yunuo	0	1	1	3	0		0	1	0	4	1	0	0	0	1	1
7	KUANG Zhaolei	0	0	0	0	1	0		2	1	1	0	0	0	0	0	0
8	XU Zhengpeng	1	0	1	1	2	3	2		0	1	1	0	1	0	0	1
9	ZHAO Songyuan	0	0	0	0	0	0	0	1		1	0	0	0	0	0	0
10	WAN Xiang	0	4	1	4	3	4	0	1	0		0	0	0	0	0	0
11	HE Sifan	0	0	2	0	2	1	0	1	1	1		0	0	0	0	1
14	LIANG Shiyu	0	0	0	0	0	0	0	0	0	0	0		0	0	0	0
15	JIN Guancheng	0	0	0	0	1	0	0	0	0	1	0	0		0	0	2
17	LI Jiarun	0	0	1	0	0	0	0	0	0	0	0	0	0		0	0
18	LIU Zhicheng	0	0	0	0	1	0	0	0	0	0	0	0	0	0		0
20	SHUAI Weihao	0	0	0	1	0	1	0	1	1	1	0	0	1	0	0	

Top 5 Player to Player Passers		
Player	Passed To	% of Total Team Passes
LI Junpeng	NAN Zixun	6.2%
NAN Zixun	LI Junpeng	4.9%
JIN Yucheng	LI Junpeng	4.3%
NAN Zixun	WAN Xiang	3.7%
LI Junpeng	JIANG Yuhan	3.1%

Attempts at Goal

Spain

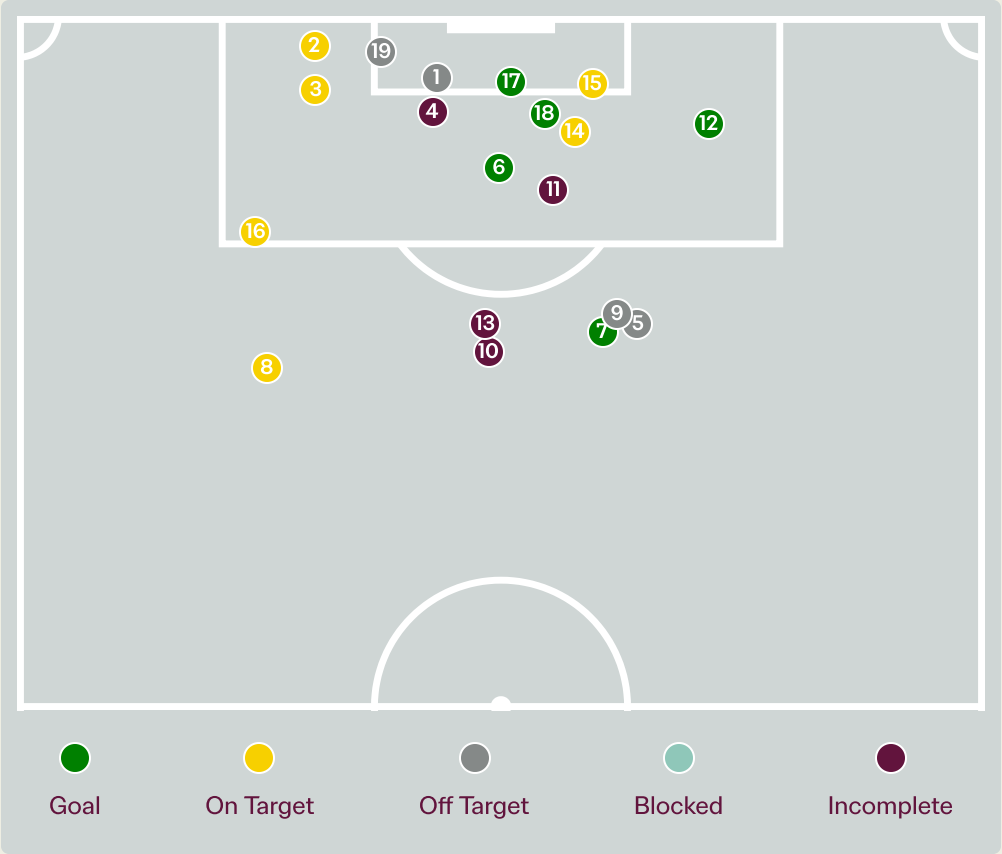



Key	Outcome	Shots
	Goals	5
	On Target	6
	Off Target	4
	Blocked	0
	Incomplete	4

Attempts at Goal

Spain

Time	Player	Outcome	Body Part	Delivery Type
4	6 Eloi GOMEZ	Off Target	Right Foot	Freekick
8	3 Jordi PESQUER	On Target - Saved	Left Foot	Ball Progression
12	11 Christian IMGA	On Target - Saved	Right Foot	Ball Progression
12	4 Junior ZAMORANO	Incomplete	Head	Corner
34	8 Marco COMPANY	Off Target	Left Foot	Loose Ball
39	3 Jordi PESQUER	On Target - Goal	Left Foot	Penalty
46	10 Ebrima TUNKARA	On Target - Goal	Left Foot	Freekick
48	5 Sergi MAYANS	On Target - Saved	Left Foot	Pass
49	19 Roberto TOMAS	Off Target	Left Foot	Pass
51	19 Roberto TOMAS	Deflected Off Target - Defensive Event	Right Foot	Pass
52	19 Roberto TOMAS	Incomplete - Defensive Event	Right Foot	Pass
72	7 Owen EMEKA	On Target - Goal	Right Foot	Pass
74	9 Guillermo TRUJILLANO	Deflected Off Target - Defensive Event	Left Foot	Pass
75	10 Ebrima TUNKARA	On Target - Saved	Head	Corner
76	7 Owen EMEKA	On Target - Saved	Right Foot	Loose Ball
78	3 Jordi PESQUER	On Target - Saved	Left Foot	Ball Progression
78	7 Owen EMEKA	On Target - Goal	Left Foot	Other

Attempts at Goal

Spain

Time	Player	Outcome	Body Part	Delivery Type
84	9 Guillermo TRUJILLANO	On Target - Goal	Right Foot	Cross
88	5 Sergi MAYANS	Off Target	Left Foot	Loose Ball

Attempts at Goal

China PR

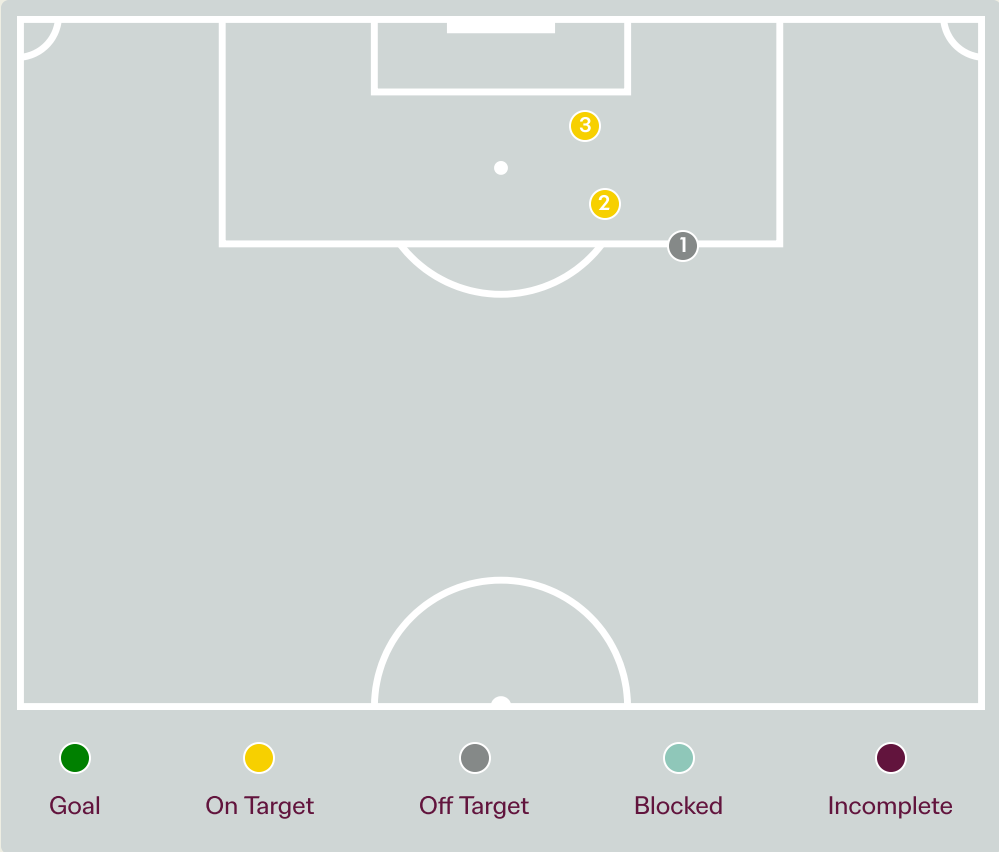



Key	Outcome	Shots
	Goals	0
	On Target	2
	Off Target	1
	Blocked	0
	Incomplete	0

Attempts at Goal

China PR



Time	Player	Outcome	Body Part	Delivery Type
30	7 KUANG Zhaolei	Off Target	Right Foot	Pass
80	10 WAN Xiang	On Target - Saved	Right Foot	Pass
81	10 WAN Xiang	On Target - Saved	Right Foot	Corner

Crosses (Open Play)

Spain

Cross Locations

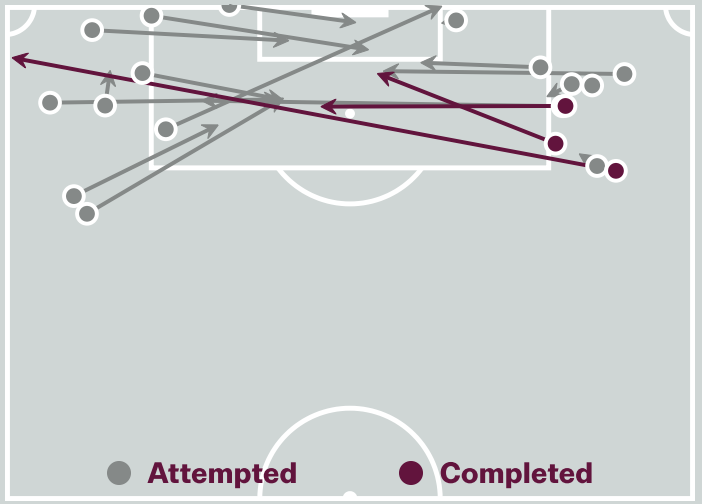

Delivery Type

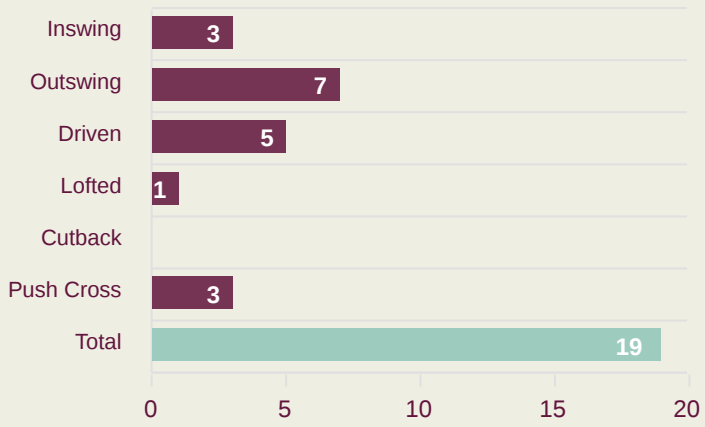

Cross Zones

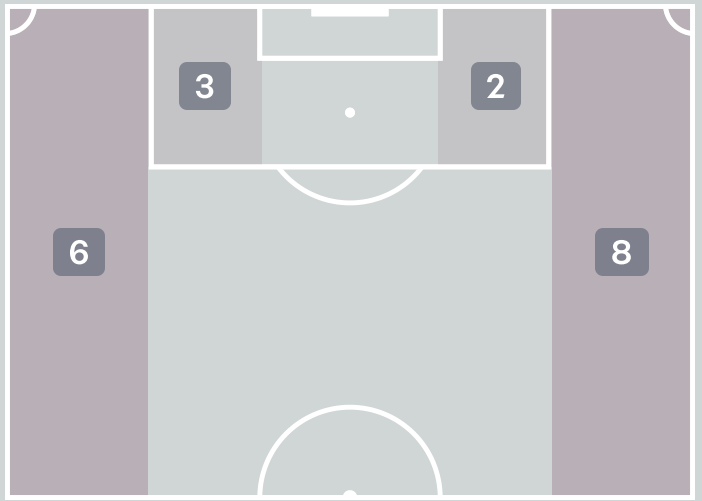

Attempted

19

Completed

3

Most Crosses Attempted

4

Iu MARTINEZ

BENCH

#	Player	Inswing	Outswing	Driven	Lofted	Cutback	Push Cross	Total Attempted
21	Diego PIQUERAS	0	0	0	0	0	0	0
3	Jordi PESQUER	0	4	0	0	0	0	4
4	Junior ZAMORANO	0	0	0	0	0	0	0
5	Sergi MAYANS	0	0	0	0	0	0	0
6	Eloi GOMEZ	0	0	0	0	0	0	0
7	Owen EMEKA	0	1	1	0	0	1	3
8	Marco COMPANY	0	0	0	0	0	0	0
10	Ebrima TUNKARA	1	0	1	0	0	0	2
11	Christian IMGA	0	0	0	1	0	1	2
12	Arnau CASES	0	1	0	0	0	0	1
19	Roberto TOMAS	1	0	0	0	0	0	1
9	Guillermo TRUJILLANO	0	0	1	0	0	0	1
15	Jorge DOMINGUEZ LITUBA	0	0	0	0	0	0	0
16	Mateo SOBRAL	0	0	0	0	0	0	0
17	Iu MARTINEZ	0	1	2	0	0	1	4
20	Rafa CRUZ	1	0	0	0	0	0	1

Crosses (Open Play)

China PR

Cross Locations

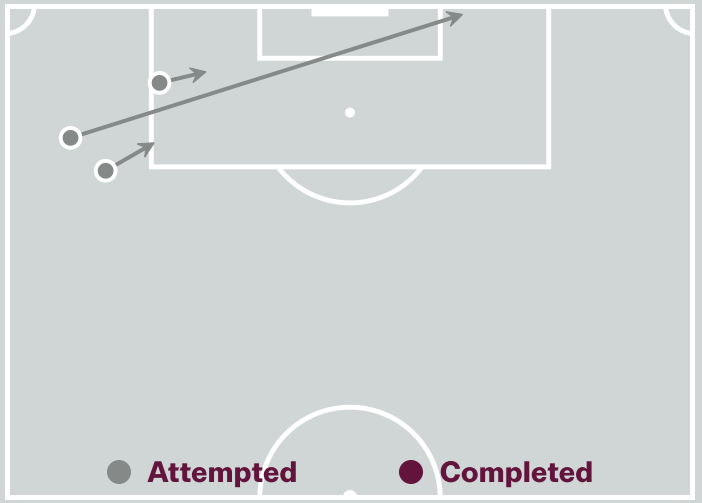

Delivery Type

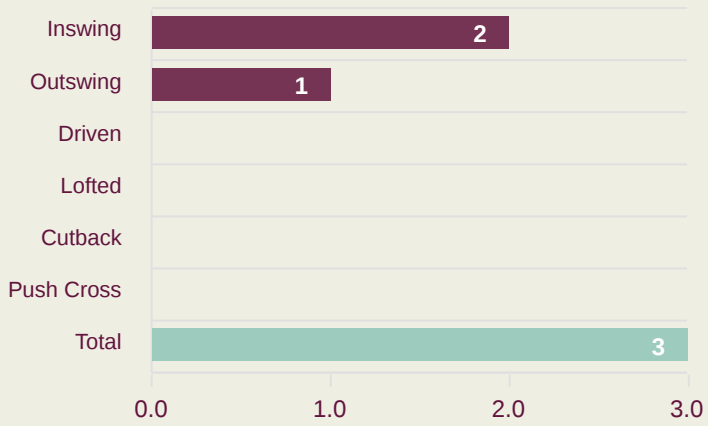

Cross Zones

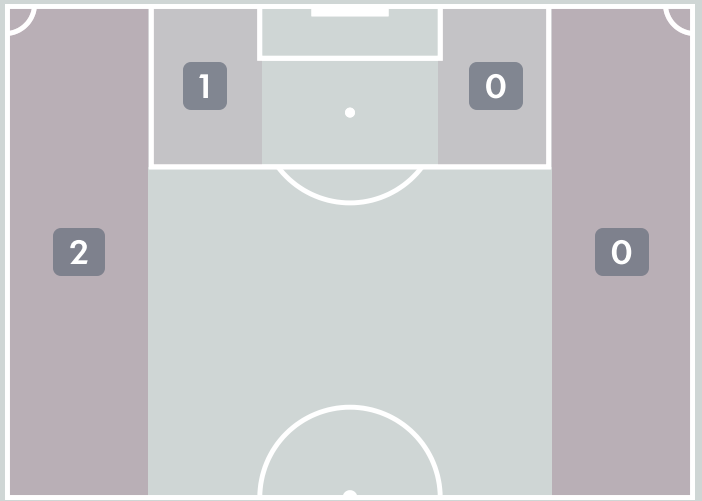

Attempted

3

Completed

0

Most Crosses Attempted

3

WAN Xiang

ATTACKING MIDFIELD

#	Player	Inswing	Outswing	Driven	Lofted	Cutback	Push Cross	Total Attempted
21	JIANG Yuhan	0	0	0	0	0	0	0
2	ZHANG Xuyao	0	0	0	0	0	0	0
3	JIN Yucheng	0	0	0	0	0	0	0
4	NAN Zixun	0	0	0	0	0	0	0
5	LI Junpeng	0	0	0	0	0	0	0
6	ZHOU Yunuo	0	0	0	0	0	0	0
7	KUANG Zhaolei	0	0	0	0	0	0	0
8	XU Zhengpeng	0	0	0	0	0	0	0
9	ZHAO Songyuan	0	0	0	0	0	0	0
10	WAN Xiang	2	1	0	0	0	0	3
11	HE Sifan	0	0	0	0	0	0	0
14	LIANG Shiyu	0	0	0	0	0	0	0
15	JIN Guancheng	0	0	0	0	0	0	0
17	LI Jiarun	0	0	0	0	0	0	0
18	LIU Zhicheng	0	0	0	0	0	0	0
20	SHUAI Weihao	0	0	0	0	0	0	0

Offering to Receive

Spain

351
Total Offers Made

124
Total Offers Received

Most Offers
51
Marco COMPANY
LEFT CENTRE MIDFIELD

193
Offers Made in Final Third

135
Offers Made in Middle Third

23
Offers Made in Defensive Third

Offers Made Inside Shape

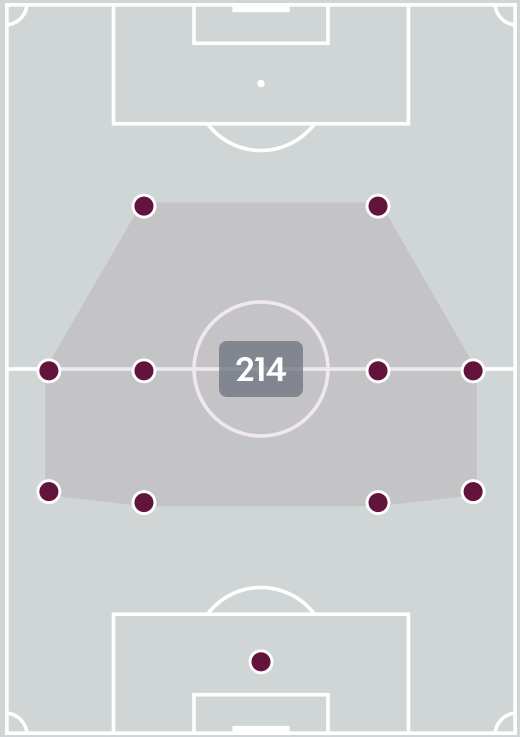

Offers Made Outside Shape

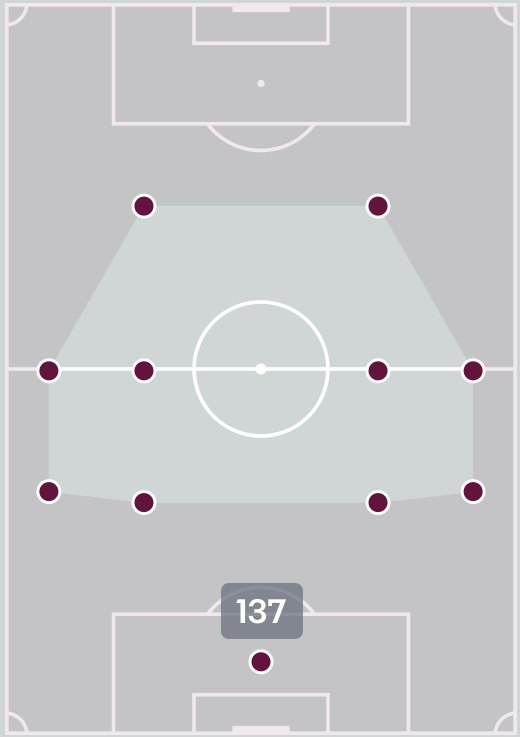

#	Player	Offers Made	Offers Received	% Made & Received
21	Diego PIQUERAS	4	3	75%
3	Jordi PESQUER	24	8	33.3%
4	Junior ZAMORANO	7	4	57.1%
5	Sergi MAYANS	1	1	100%
6	Eloi GOMEZ	23	11	47.8%
7	Owen EMEKA	37	8	21.6%
8	Marco COMPANY	51	19	37.3%
10	Ebrima TUNKARA	29	17	58.6%
11	Christian IMGA	23	7	30.4%
12	Arnau CASES	32	9	28.1%
19	Roberto TOMAS	46	13	28.3%
9	Guillermo TRUJILLANO	31	13	41.9%
15	Jorge DOMINGUEZ LITUBA	1	0	0%
16	Mateo SOBRAL	21	7	33.3%
17	Iu MARTINEZ	5	1	20%
20	Rafa CRUZ	16	3	18.8%

Offering to Receive

China PR

115
Total Offers Made

36
Total Offers Received

Most Offers
36
WAN Xiang
ATTACKING MIDFIELD

29
Offers Made in Final Third

58
Offers Made in Middle Third

28
Offers Made in Defensive Third

Offers Made Inside Shape

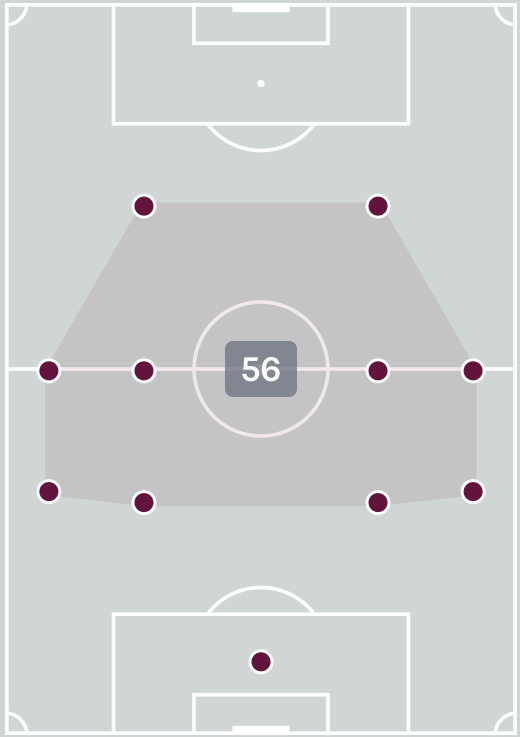

Offers Made Outside Shape

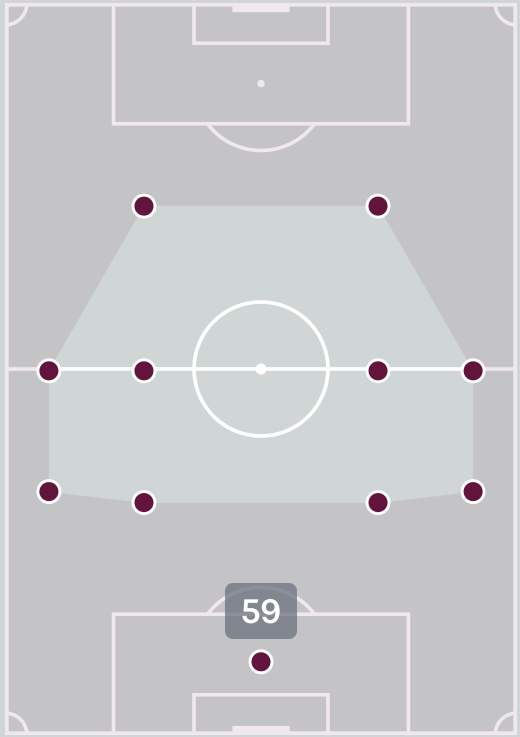

#	Player	Offers Made	Offers Received	% Made & Received
21	JIANG Yuhan	1	1	100%
2	ZHANG Xuyao	8	3	37.5%
3	JIN Yucheng	2	2	100%
4	NAN Zixun	3	2	66.7%
5	LI Junpeng	1	1	100%
6	ZHOU Yunuo	3	2	66.7%
7	KUANG Zhaolei	7	1	14.3%
8	XU Zhengpeng	4	1	25%
9	ZHAO Songyuan	14	5	35.7%
10	WAN Xiang	36	12	33.3%
11	HE Sifan	16	3	18.8%
14	LIANG Shiyu	0	0	0%
15	JIN Guancheng	7	1	14.3%
17	LI Jiarun	4	0	0%
18	LIU Zhicheng	1	0	0%
20	SHUAI Weihao	8	2	25%

Movement to Receive

Spain

Movement Types by Phase

Final Third Phase

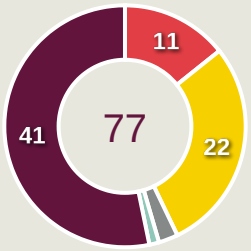

Progression Phase

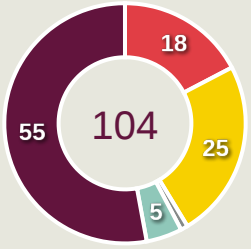

Build Up Phase

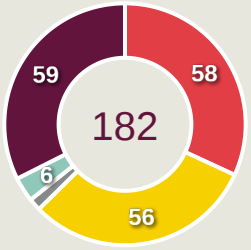

All Movement Types

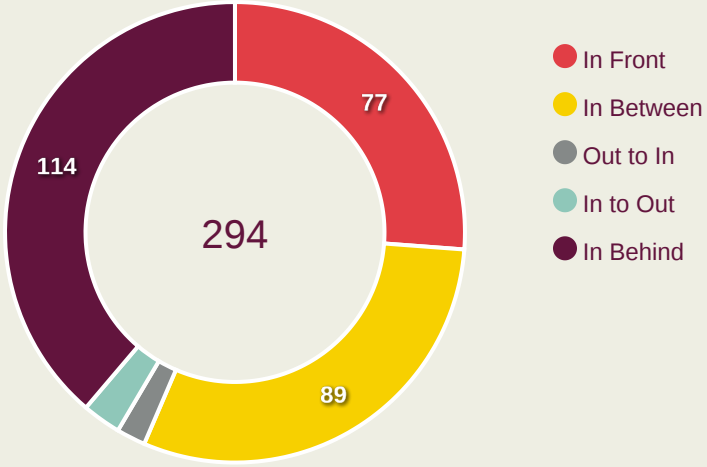

Top Ranked Players

Type	Player	Movements
In Front	8 Marco COMPANY	14
In Between	19 Roberto TOMAS	23
Out to In	20 Rafa CRUZ	2
In to Out	8 Marco COMPANY	5
In Behind	7 Owen EMEKA	28

Movement Types Pitch Third

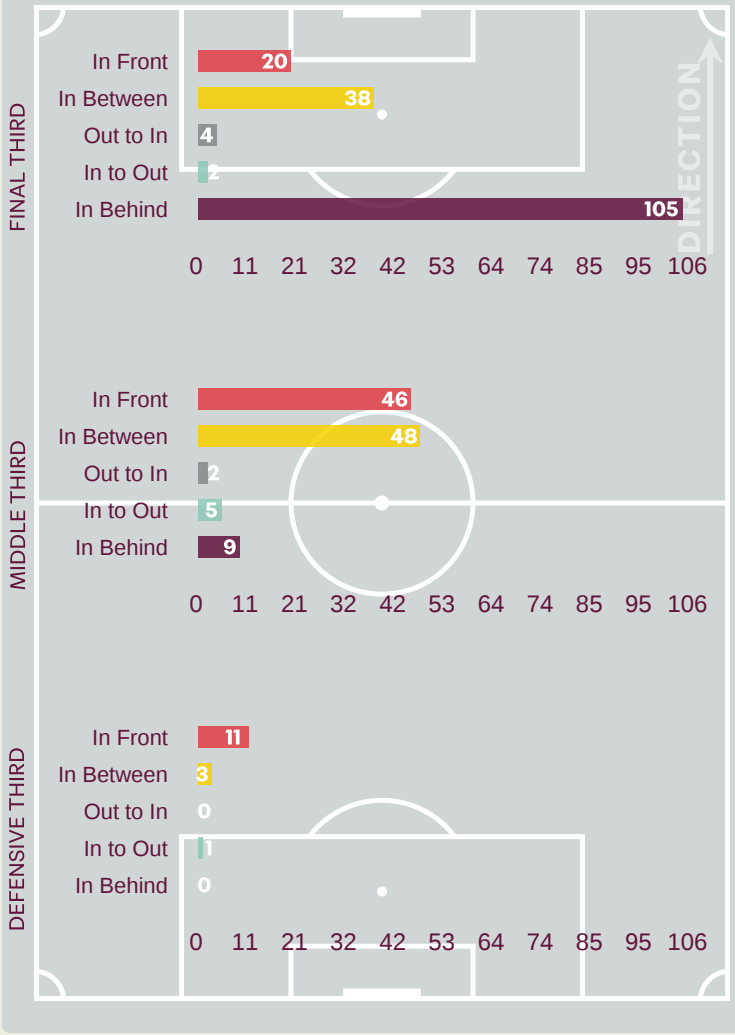

Movement to Receive

China PR

Movement Types by Phase

Final Third Phase



Progression Phase

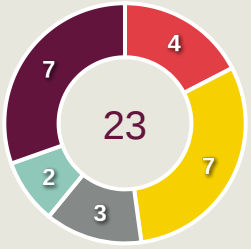

Build Up Phase

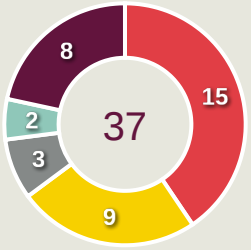

All Movement Types

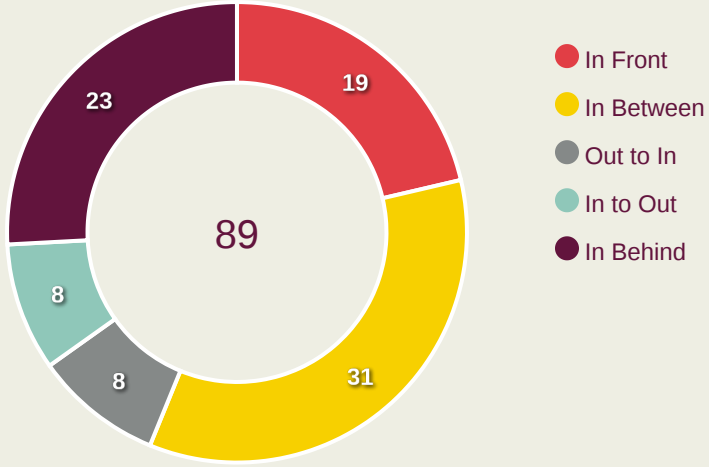

Top Ranked Players

Type	Player	Movements
In Front	10 WAN Xiang	7
In Between	10 WAN Xiang	14
Out to In	9 ZHAO Songyuan	2
In to Out	8 XU Zhengpeng	2
In Behind	11 HE Sifan	5

Movement Types Pitch Third

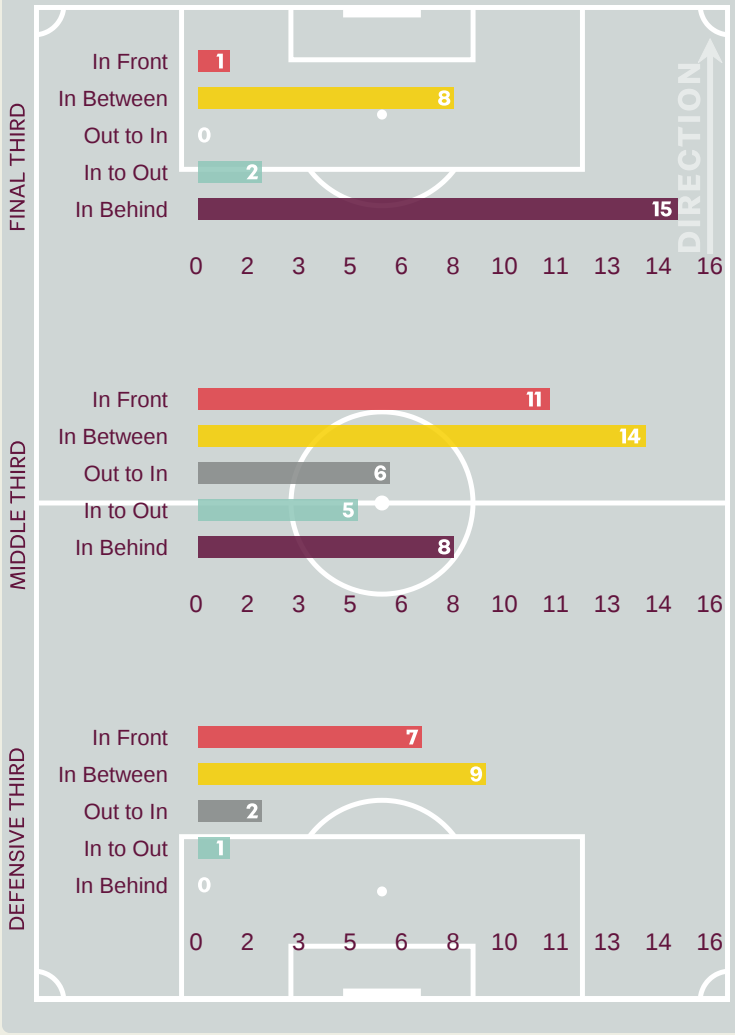

OUT OF POSSESSION




Spain v China PR

Defensive Actions

Spain

38	38	4	30	10.49
Forced Turnovers	Possession Regained	Interceptions	Tackles	Possession Actions / Defensive Action

Forced Turnovers

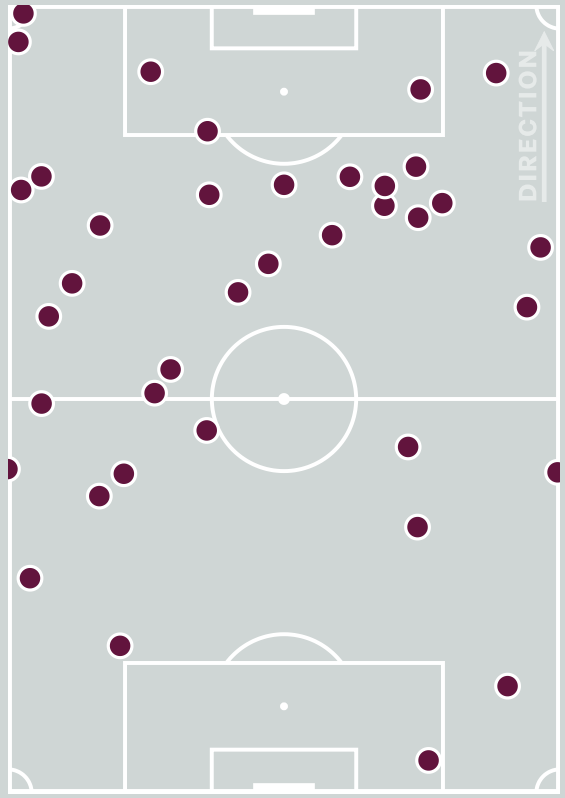

Possession Regain

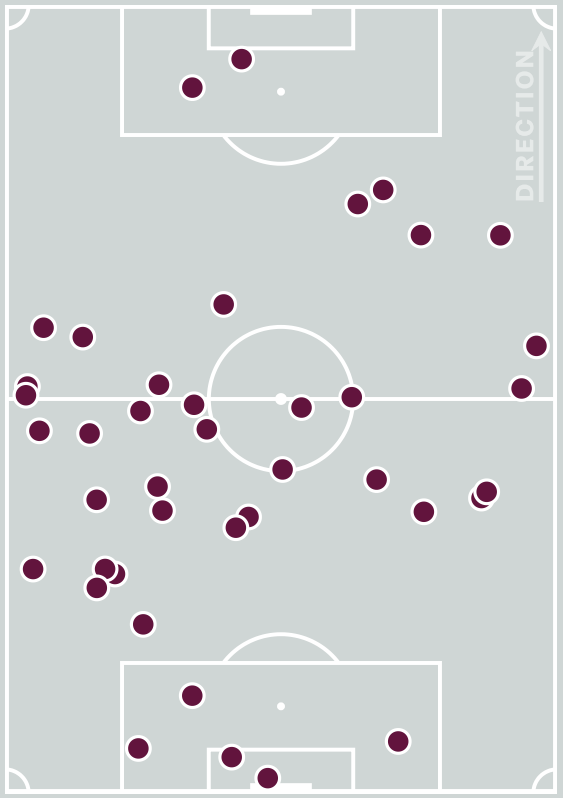

Blocks

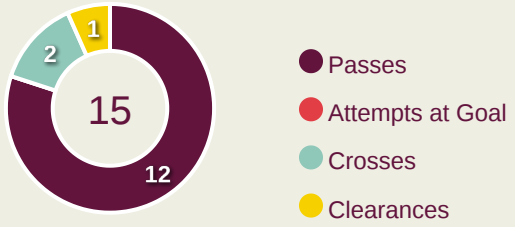

Possession Contests

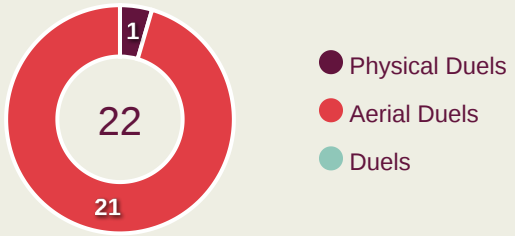

Most Possession Regains

12

Eloi GOMEZ

DEFENSIVE MIDFIELD CENTRE

#	Player	Total Possession Regains
21	Diego PIQUERAS	4
3	Jordi PESQUER	4
4	Junior ZAMORANO	2
5	Sergi MAYANS	2
6	Eloi GOMEZ	12
7	Owen EMEKA	1
8	Marco COMPANY	3
10	Ebrima TUNKARA	0
11	Christian IMGA	1
12	Arnau CASES	6
19	Roberto TOMAS	0
9	Guillermo TRUJILLANO	0
15	Jorge DOMINGUEZ LITUBA	1
16	Mateo SOBRAL	2
17	Iu MARTINEZ	0
20	Rafa CRUZ	0

Defensive Actions

China PR

39	44	10	44	1.6
Forced Turnovers	Possession Regained	Interceptions	Tackles	Possession Actions / Defensive Action

Forced Turnovers

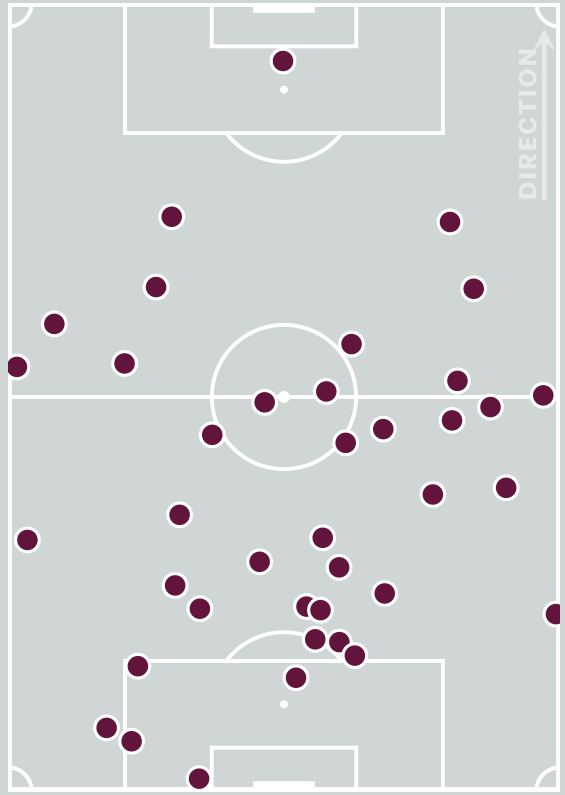

Possession Regain

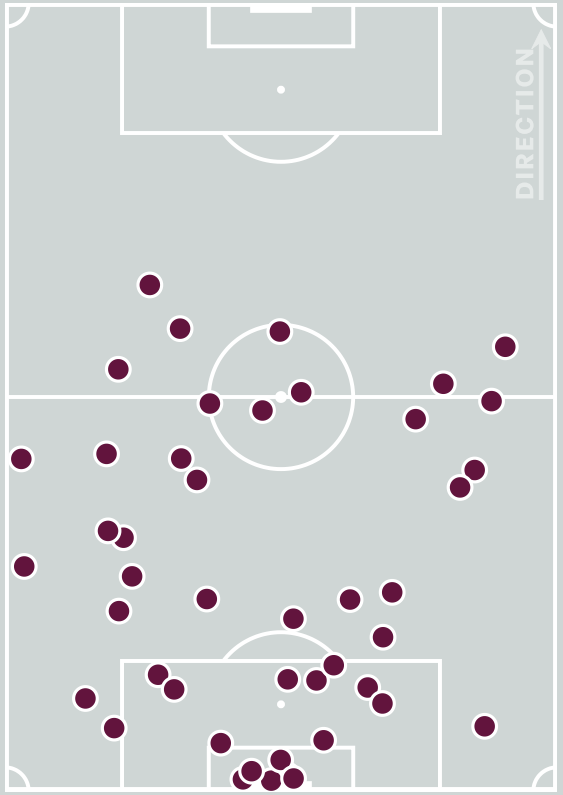

Blocks

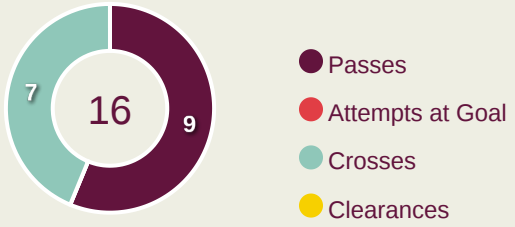

Possession Contests

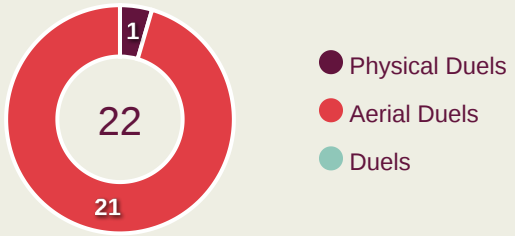

Most Possession Regains

8

ZHANG Xuyao
LEFT BACK

#	Player	Total Possession Regains
21	JIANG Yuhan	6
2	ZHANG Xuyao	8
3	JIN Yucheng	5
4	NAN Zixun	3
5	LI Junpeng	3
6	ZHOU Yunuo	6
7	KUANG Zhaolei	1
8	XU Zhengpeng	5
9	ZHAO Songyuan	1
10	WAN Xiang	1
11	HE Sifan	3
14	LIANG Shiyu	0
15	JIN Guancheng	1
17	LI Jiarun	1
18	LIU Zhicheng	0
20	SHUAI Weihao	0

Defensive Line Height & Team Length

Spain

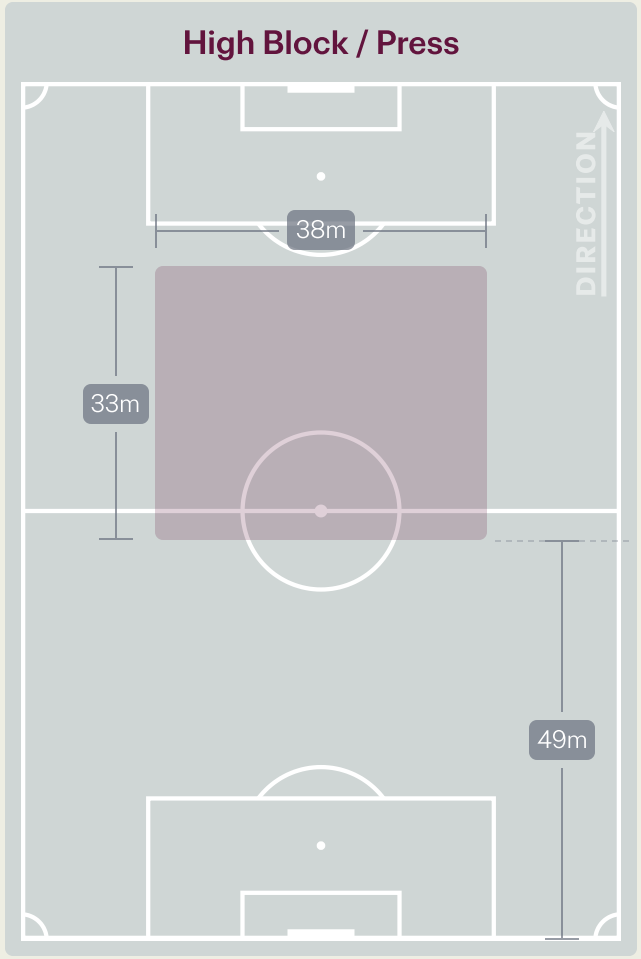

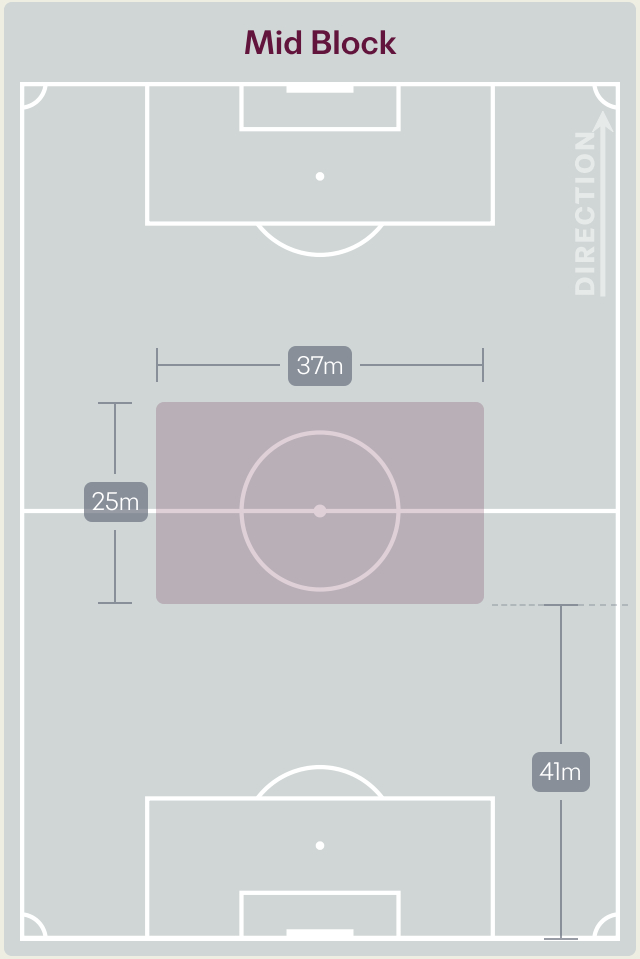

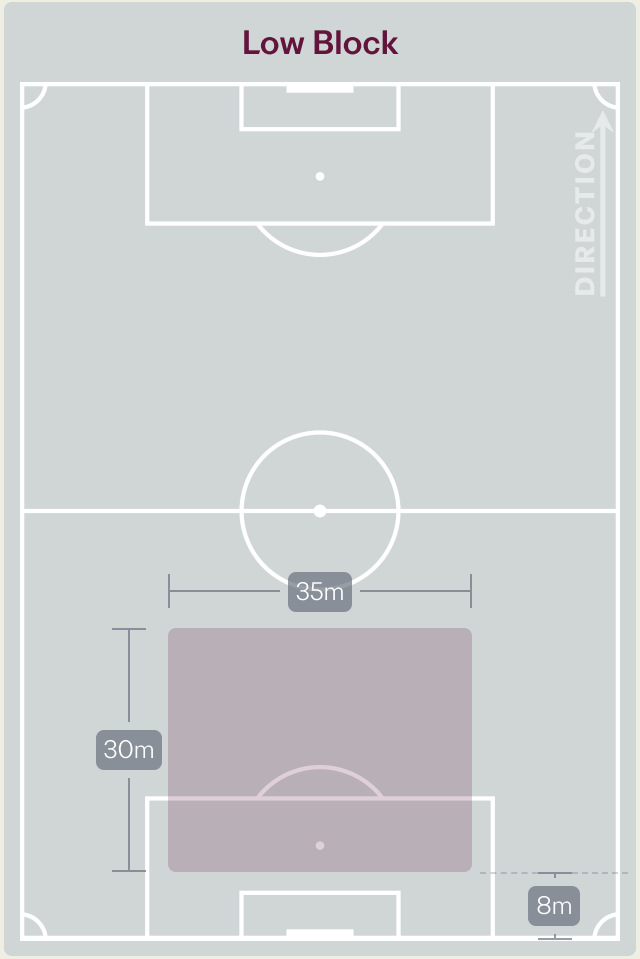

Defensive Line Height & Team Length

China PR

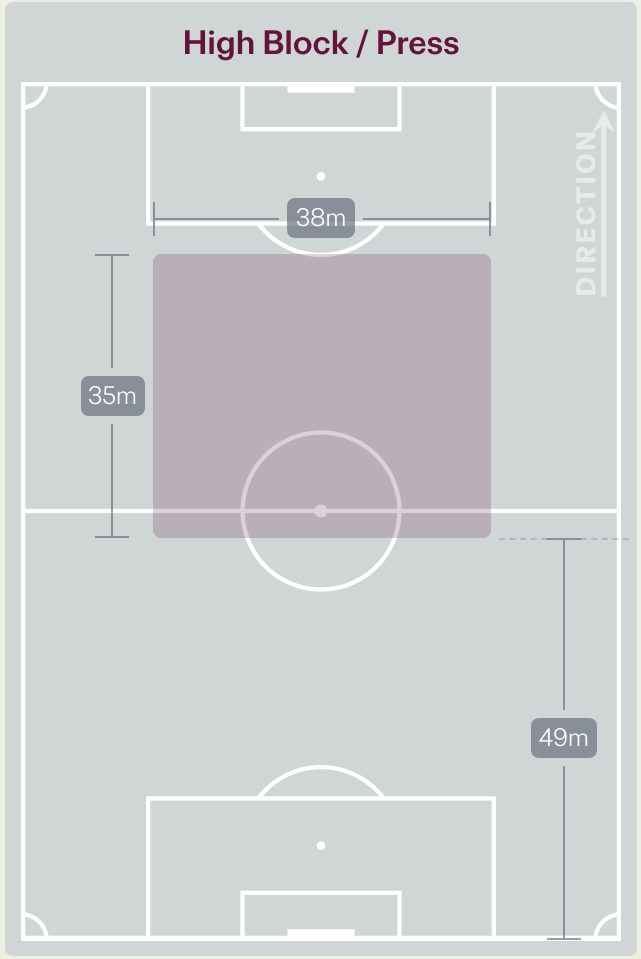

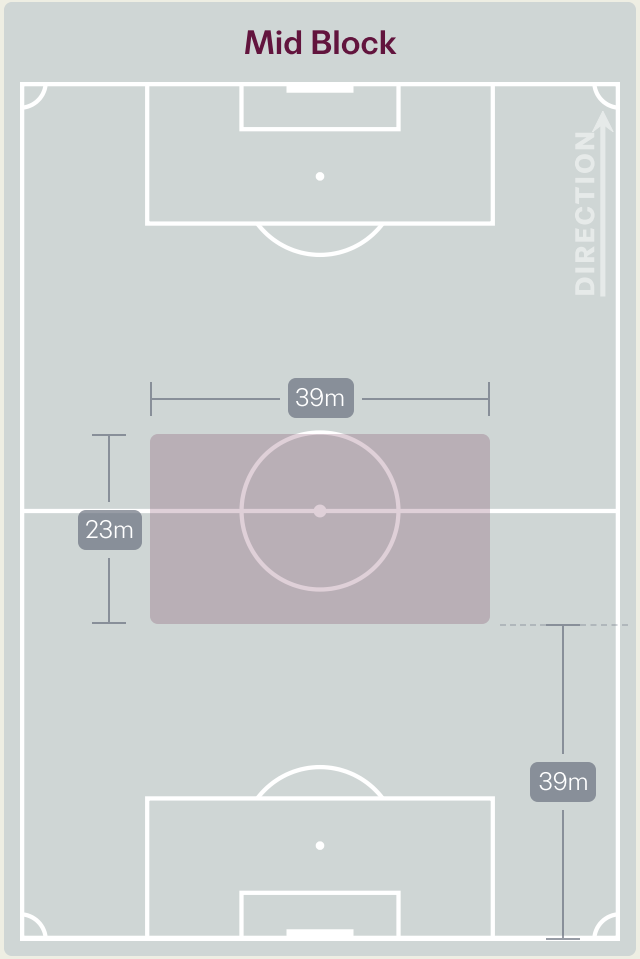

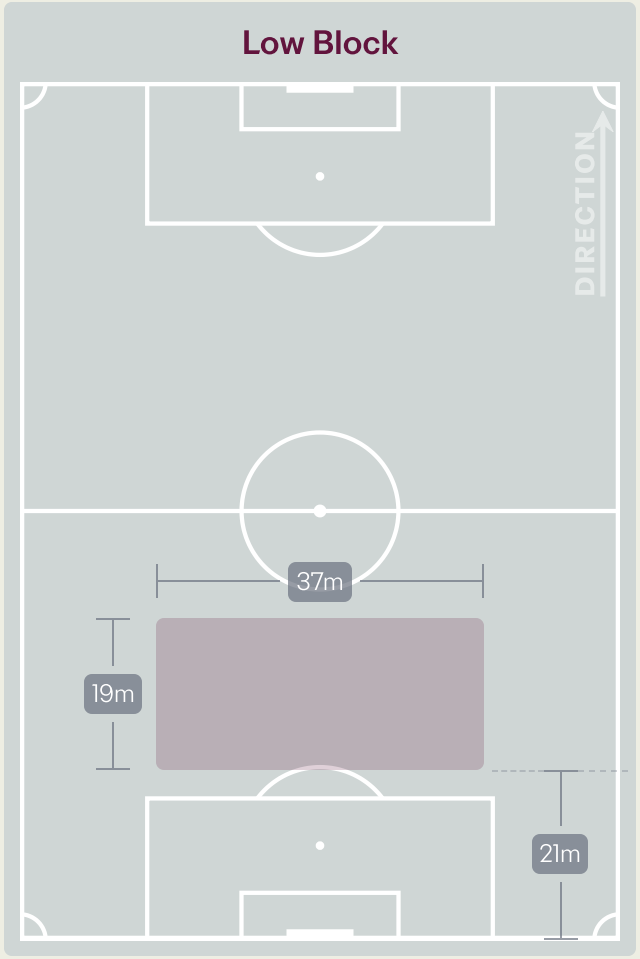

20 November 2026 - Aspire Zone - Pitch 5 - Khaled Ballan - 17:00

Defensive Pressure

Spain

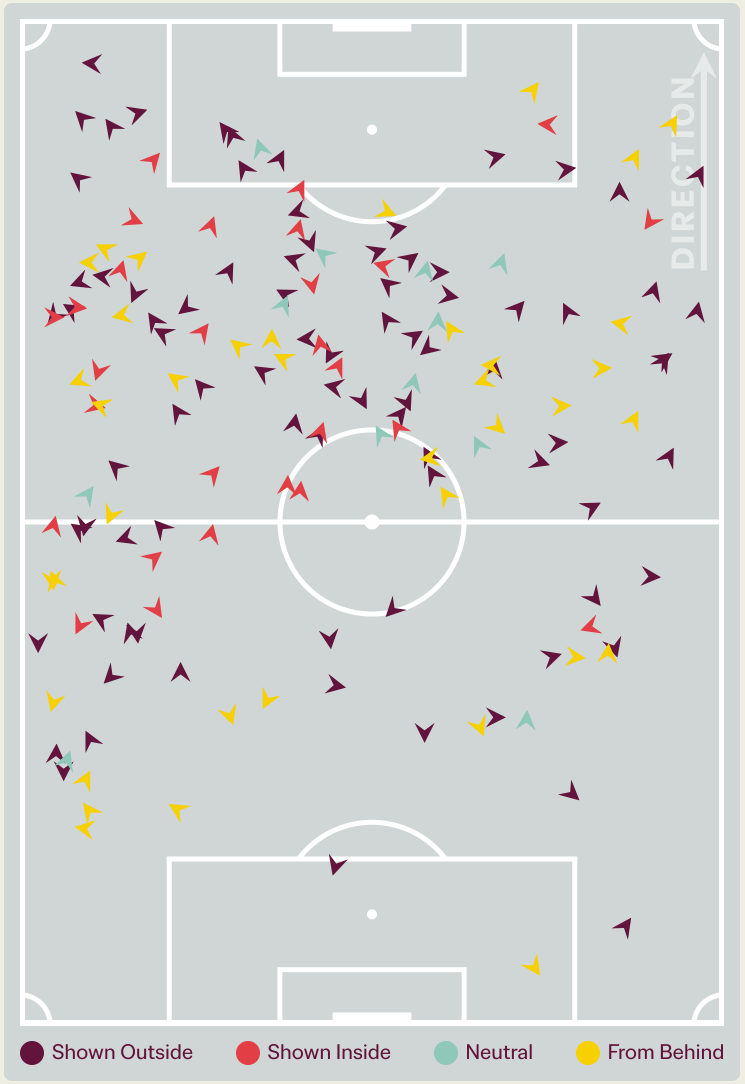

Spain		China PR
163	Total Pressures	331
44	Direct Pressures	58
1.59s	Avg Pressure Duration	1.66s
38	Forced Turnovers	39
8.14s	Ball Recovery Time	22.51s
79	Pushing on into Pressing	156
117	Pushing on	295
28	Pressing Direction Inside	48
85	Pressing Direction Outside	197

Most Direct Pressures

7

Eloi GOMEZ

DEFENSIVE MIDFIELD CENTRE

Most Direct Pressures

10

ZHOU Yunuo

DEFENSIVE MIDFIELD CENTRE LEFT

China PR

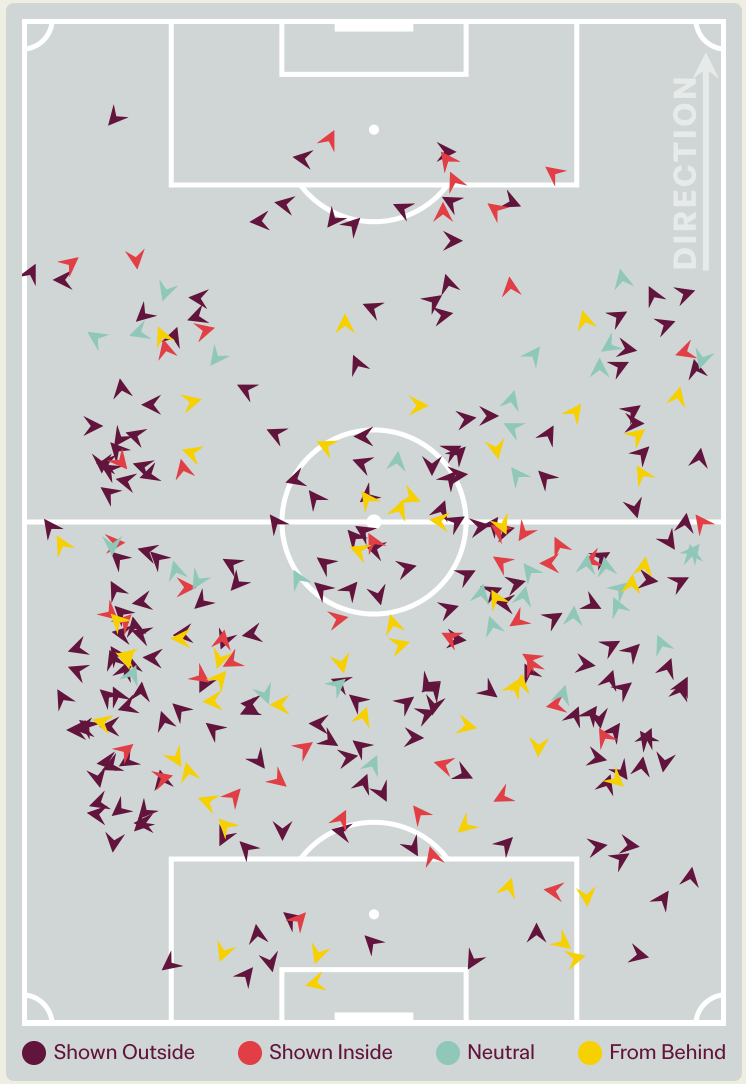

GOALKEEPING



Spain v China PR

Goalkeeping Involvement

Spain

Spain GK Involvement Timeline

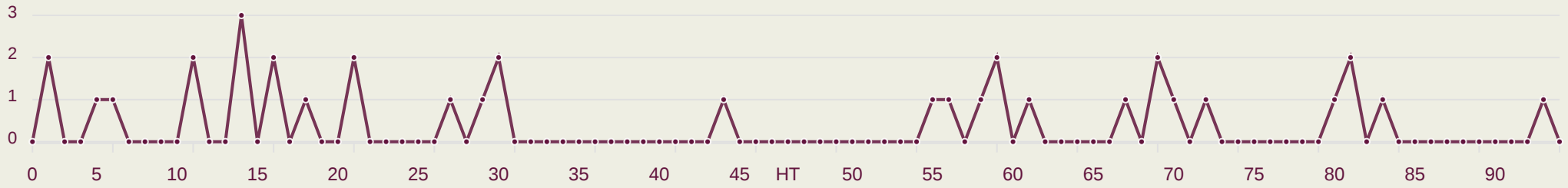

37

Total Involvements

China PR

China PR GK Involvement Timeline

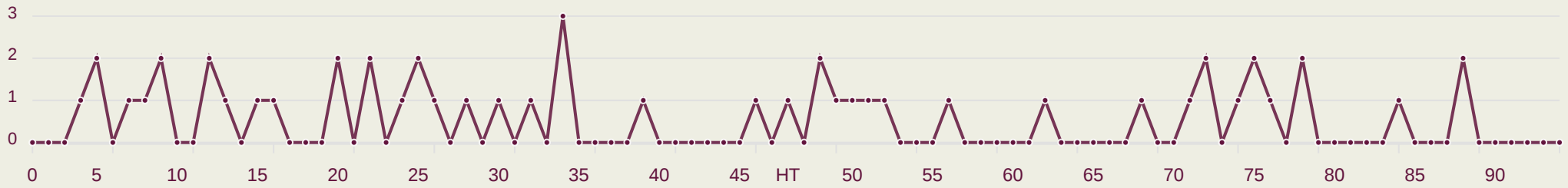

51

Total Involvements

Goalkeeping Distribution

Spain

Kick from Feet

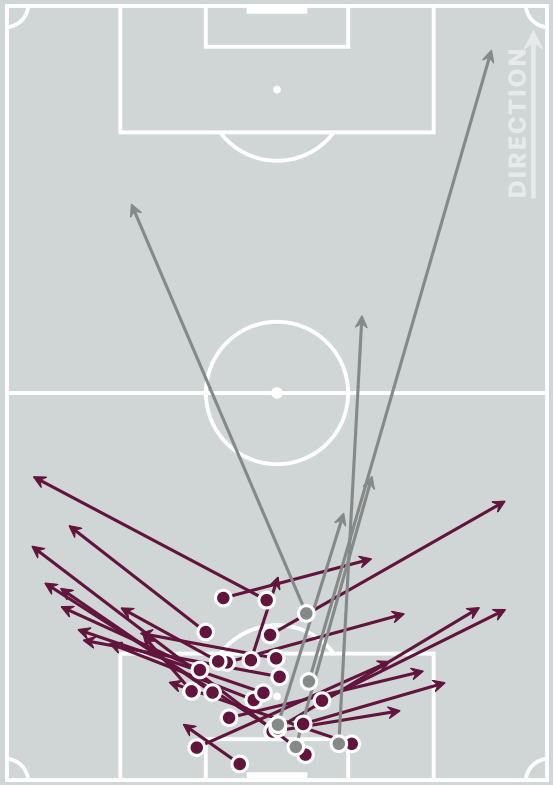

Complete Incomplete

- Play Onto
- Play Into
- Play Around
- Play Through
- Play Beyond
- Other

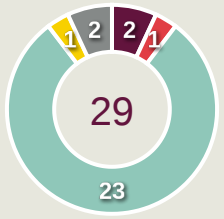

Kick from Hands

Complete Incomplete

- Side Kick
- From Hands
- Drop Kick

0

Throw Distribution

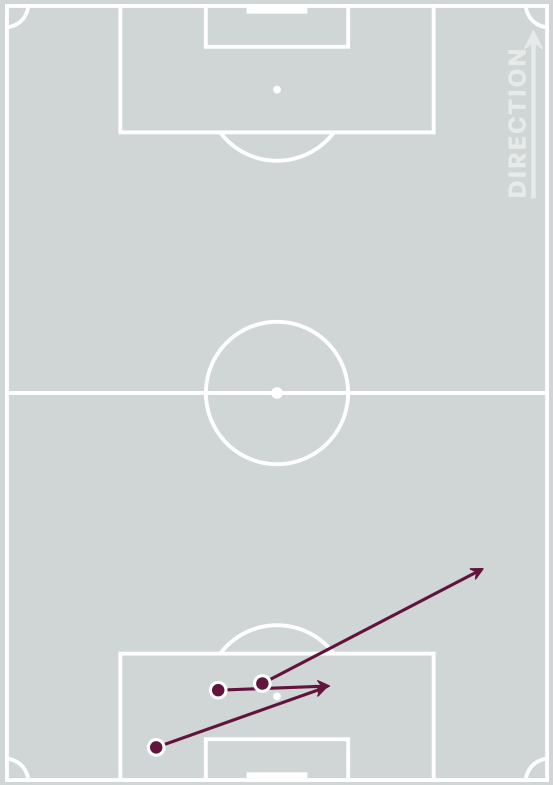

Complete Incomplete

- Over Arm
- Under Arm
- Side Arm
- Chest

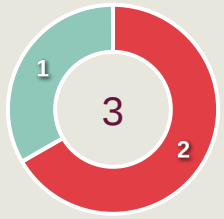

Total Distributions

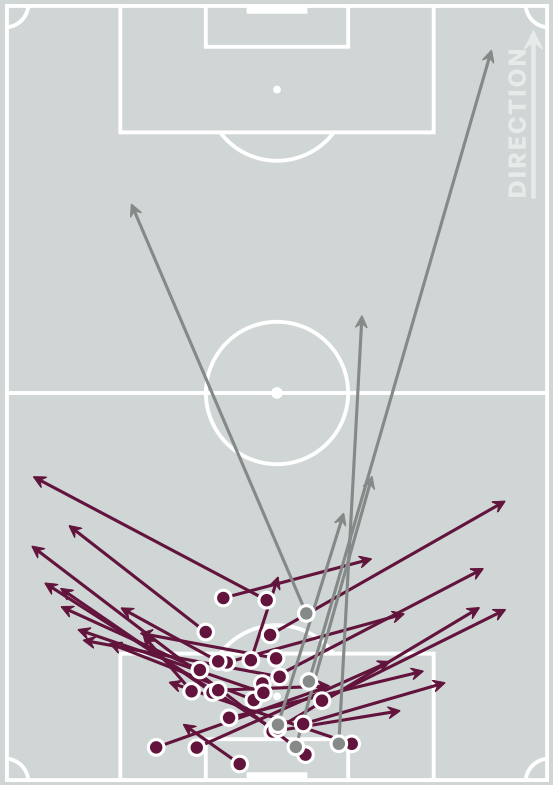

Complete Incomplete

7

Goalkeeper Line Breaks

Goalkeeping Distribution

China PR

Kick from Feet

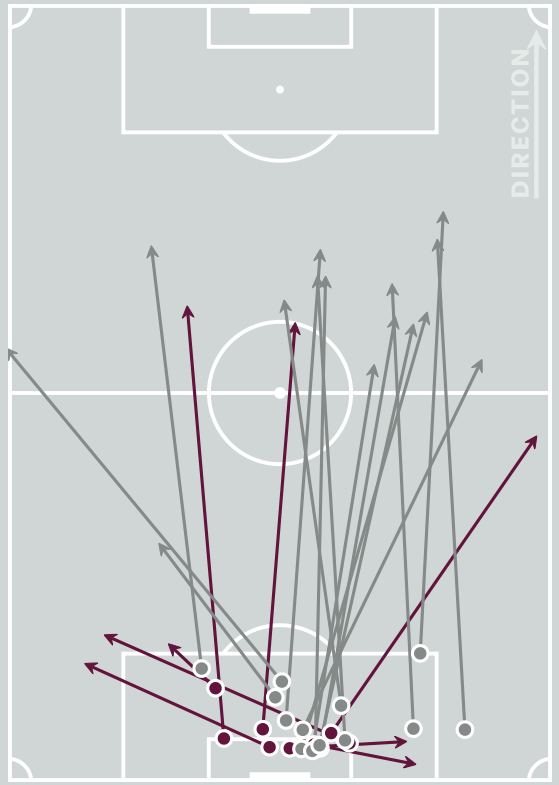

Complete Incomplete

- Play Onto
- Play Into
- Play Around
- Play Through
- Play Beyond
- Other

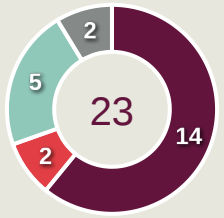

Kick from Hands

Complete Incomplete

- Side Kick
- From Hands
- Drop Kick

0

Throw Distribution

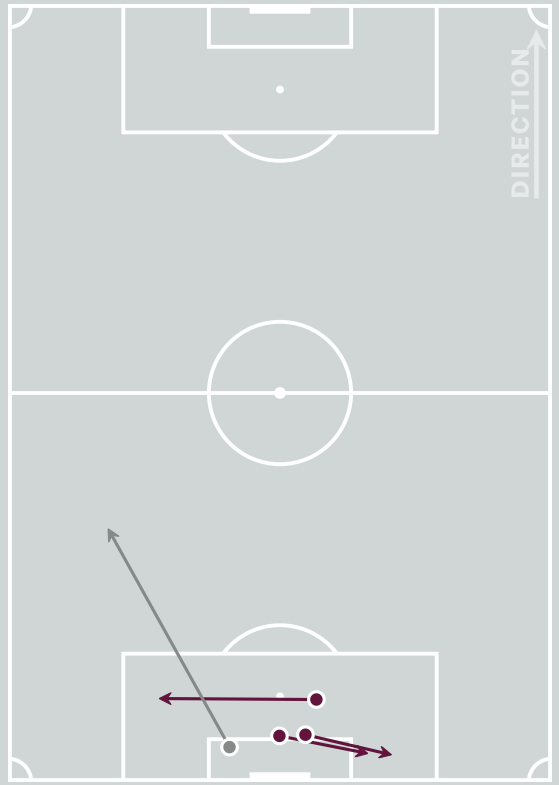

Complete Incomplete

- Over Arm
- Under Arm
- Side Arm
- Chest

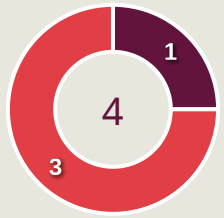

Total Distributions

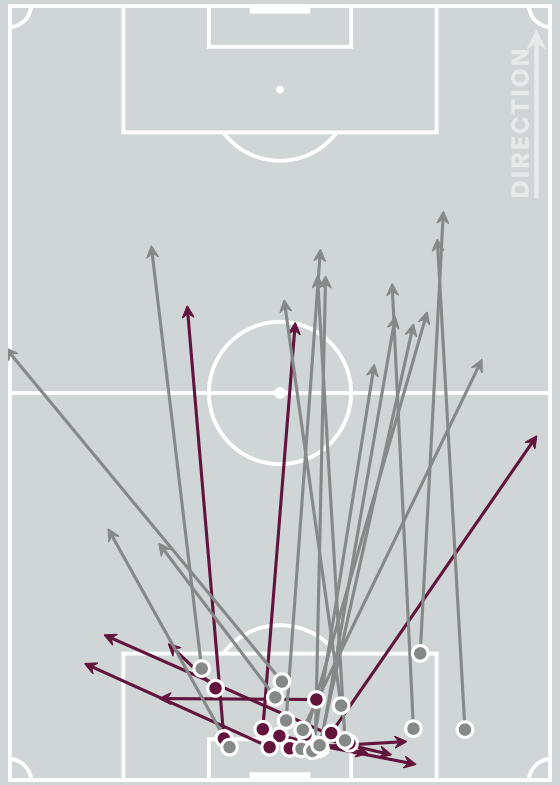

Complete Incomplete

15

Goalkeeper Line Breaks

Goal Prevention

Spain

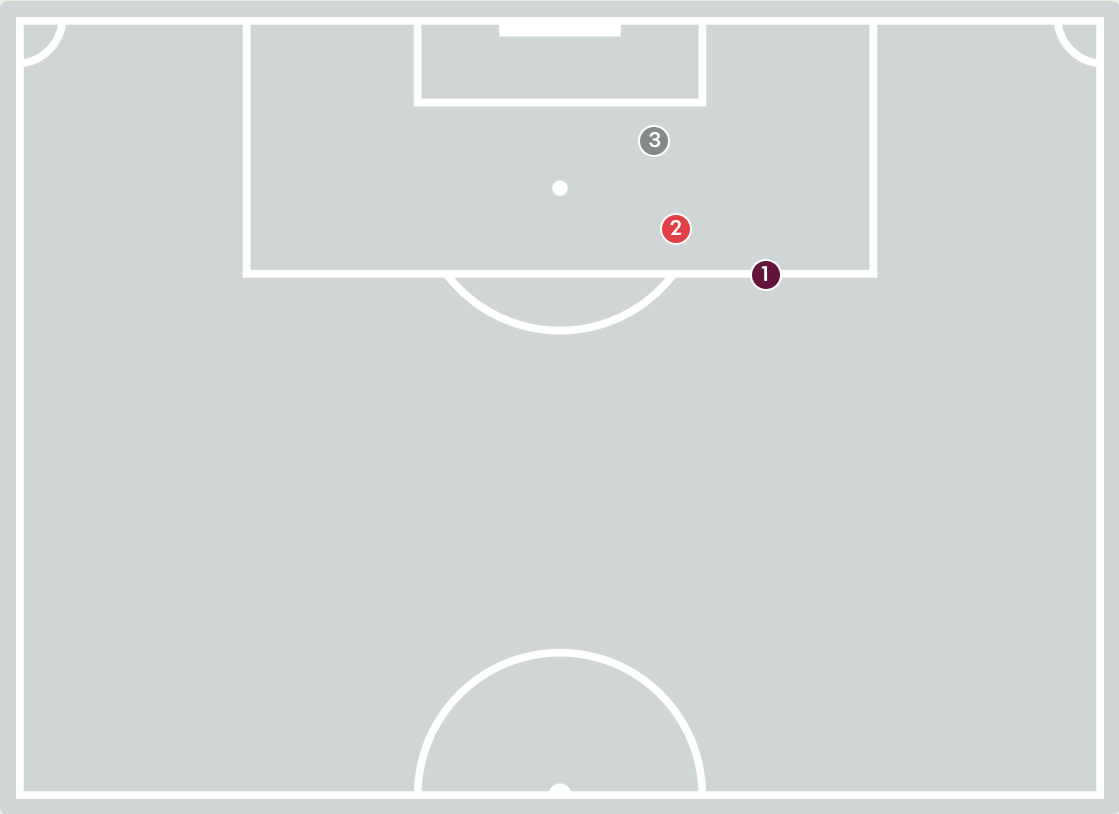



Deflect and Retain | Save and Deflect | Save and Retain | No Save Attempt | Save Attempt

Intervention Type



Deflect & Retain | Save & Deflect | Save & Retain | No Save Attempt | Save Attempt

Intervention Body Type

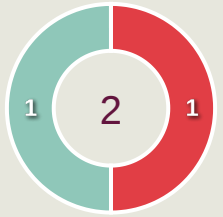

Head | Hands | Upper Body | Lower Body | Feet

3

Total Attempts on Goal Faced

100

Save %

Total Attempts on Goal Faced	Total Goal Interventions	Save & Retain	Deflect & Retain	Save & Deflect	Save Attempt	No Save Attempt
3	2	1	0	1	0	1

Goal Prevention

China PR

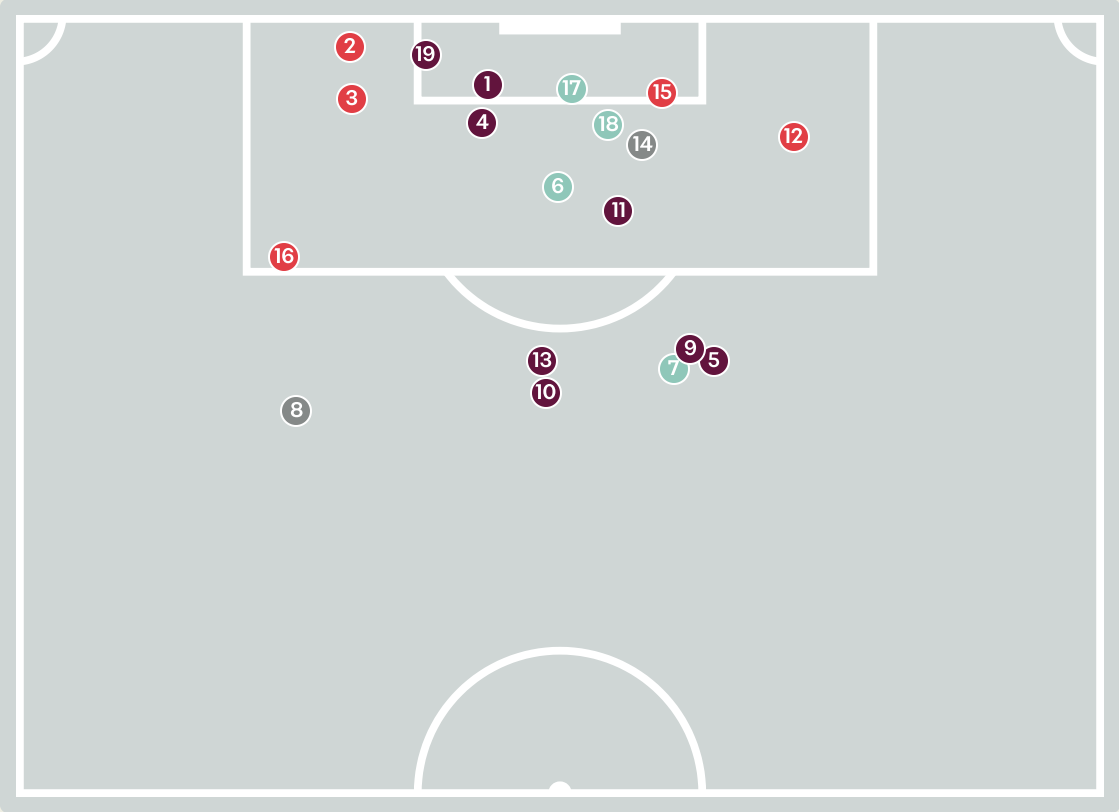

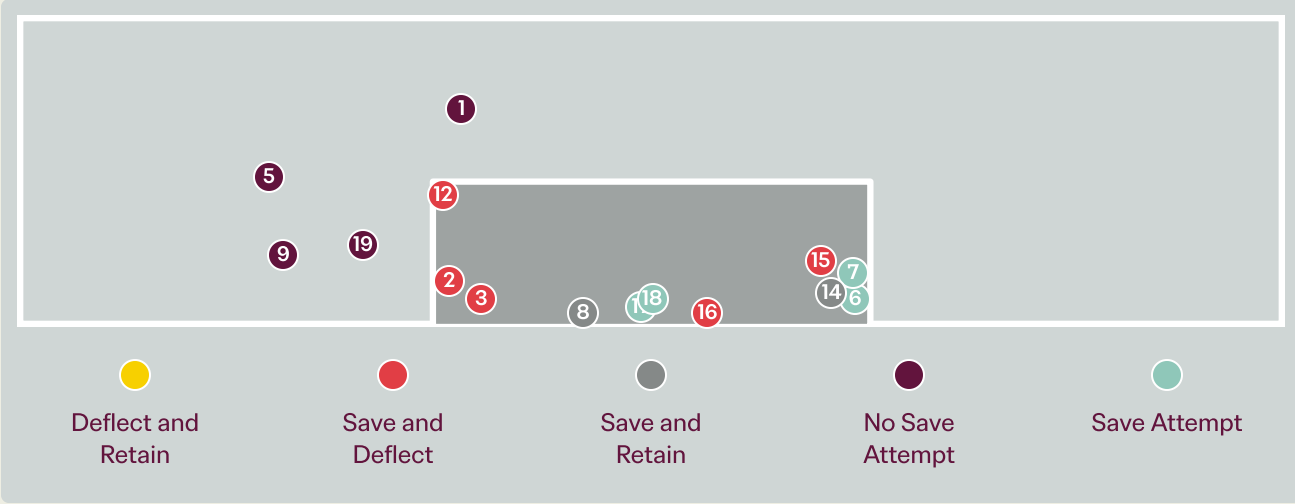

Deflect and Retain | Save and Deflect | Save and Retain | No Save Attempt | Save Attempt

Intervention Type



Deflect & Retain | Save & Deflect | Save & Retain | No Save Attempt | Save Attempt

Intervention Body Type

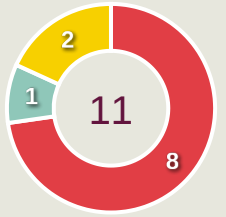

Head | Hands | Upper Body | Lower Body | Feet

19

Total Attempts on Goal Faced

55

Save %

Total Attempts on Goal Faced	Total Goal Interventions	Save & Retain	Deflect & Retain	Save & Deflect	Save Attempt	No Save Attempt
19	7	2	0	5	4	8

Aerial Control

Spain

0
Total Interventions

0	0	0
Complete	Punches	Incomplete

0	0	0
Complete	Claims	Incomplete

0	0	0
Complete	Tipped/Palmed	Incomplete

Crosses Faced

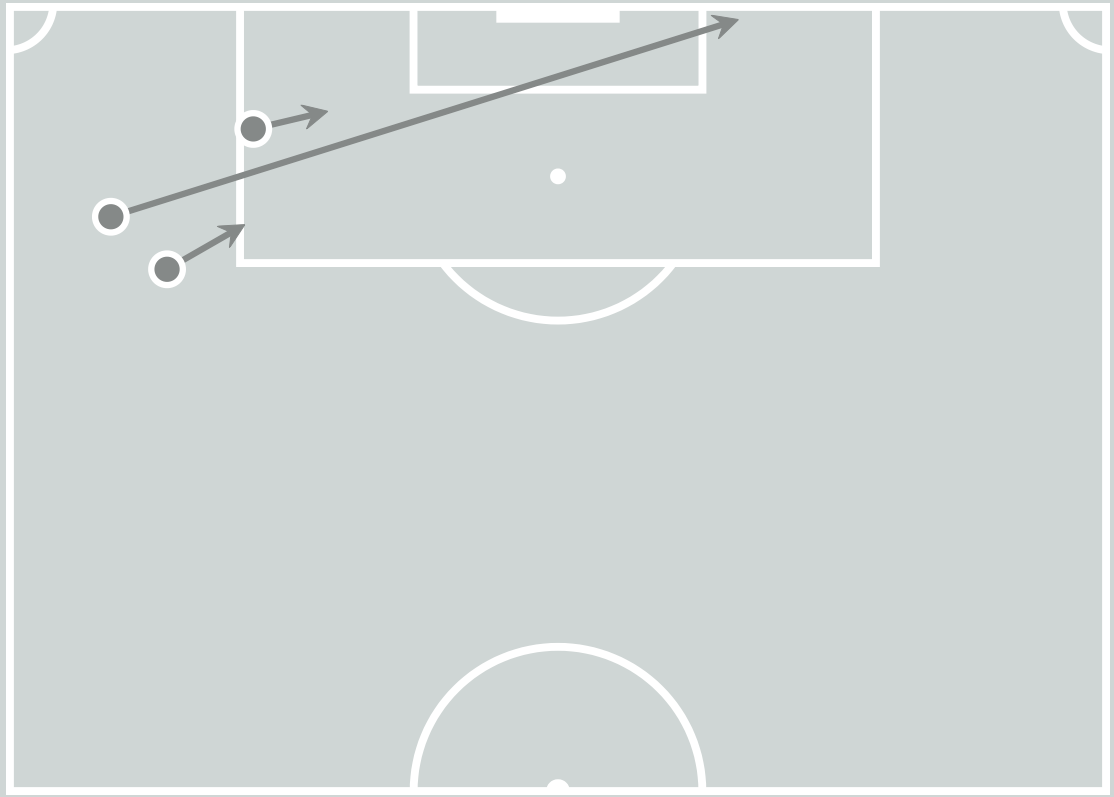

Delivery Types Faced

Total	In Swing	Out Swing	Driven	Lofted	Cutback	Push
4	3	1	0	0	0	0

Aerial Control

China PR

3
Total Interventions

1	1	0
Complete	Punches	Incomplete

2	2	0
Complete	Claims	Incomplete

0	0	0
Complete	Tipped/Palmed	Incomplete

Crosses Faced



Delivery Types Faced

Total	In Swing	Out Swing	Driven	Lofted	Cutback	Push
26	8	9	5	1	0	3

FIFA U17 WORLD CUP QATAR 2026

SET PLAYS



Spain v China PR

Set Plays

Spain

33
Total Set Plays

9
Total Free Kicks

1
Total Penalties

7
Total Corners

16
Total Throw Ins

Free Kicks	
Type	**Total**
Direct	8
Direct (on target)	1
Direct (off target)	0
Indirect	1

Corners			
Delivery Type	**From Left Side**	**From Right Side**	**Total**
Direct to Area	3	4	7
Short	0	0	0
Edge of Penalty Area	0	0	0

Corners	
Delivery Style	**Total**
Inswing	4
Outswing	2
Driven	0
Lofted	0

Set Plays

China PR



25
Total Set Plays

11
Total Free Kicks

0
Total Penalties

1
Total Corners

13
Total Throw Ins

Free Kicks	
Type	**Total**
Direct	10
Direct (on target)	0
Direct (off target)	0
Indirect	1

Corners			
Delivery Type	**From Left Side**	**From Right Side**	**Total**
Direct to Area	1	0	1
Short	0	0	0
Edge of Penalty Area	0	0	0

Corners	
Delivery Style	**Total**
Inswing	1
Outswing	0
Driven	0
Lofted	0

INDIVIDUAL DATA IN POSSESSION




Spain v China PR

In Possession - Distributions

Spain



#	Player	Passes Attempted	Passes Completed	Pass Completion %	Switches of Play	Crosses Attempted	Crosses Completed	Line Breaks Attempted	Line Breaks Completed	Line Break Completion %	Ball Progressions	Take Ons	Step Ins	Attempts at Goal	Goals
21	Diego PIQUERAS	32	27	84%	0	0	0	7	3	43%	0	0	0	0	0
3	Jordi PESQUER	76	73	96%	0	9	2	20	20	100%	4	4	0	3	1
4	Junior ZAMORANO	90	90	100%	0	0	0	18	18	100%	0	0	0	1	0
5	Sergi MAYANS	123	119	97%	1	0	0	14	12	86%	1	0	1	2	0
6	Eloi GOMEZ	70	64	91%	1	0	0	22	19	86%	2	1	1	1	0
7	Owen EMEKA	26	24	92%	1	3	0	9	7	78%	6	6	0	3	2
8	Marco COMPANY	45	41	91%	0	0	0	7	5	71%	0	0	0	1	0
10	Ebrima TUNKARA	37	33	89%	1	2	1	7	6	86%	15	11	4	2	1
11	Christian IMGA	16	14	88%	1	2	0	3	1	33%	9	9	0	1	0
12	Arnau CASES	70	62	89%	1	1	0	16	11	69%	1	0	1	0	0
19	Roberto TOMAS	24	16	67%	0	1	0	4	3	75%	1	1	0	3	0
9	Guillermo TRUJILLANO	15	11	73%	0	1	0	2	0	0%	0	0	0	2	1
15	Jorge DOMINGUEZ LITUBA	23	22	96%	0	0	0	6	5	83%	2	0	2	0	0
16	Mateo SOBRAL	16	13	81%	0	2	2	4	2	50%	0	0	0	0	0
17	Iu MARTINEZ	6	5	83%	0	4	2	2	2	100%	1	0	1	0	0
20	Rafa CRUZ	6	5	83%	0	1	0	4	2	50%	3	2	1	0	0

In Possession - Offers & Receptions

Spain



			Offer movement types						
#	Player	Total Offers	In Front	In Between	Out to In	In to Out	In Behind	No Movement	Offers Received
21	Diego PIQUERAS	4	0	0	0	0	0	4	3
3	Jordi PESQUER	24	5	0	1	0	8	10	8
4	Junior ZAMORANO	7	1	0	0	0	0	6	4
5	Sergi MAYANS	1	1	0	0	0	0	0	1
6	Eloi GOMEZ	23	11	10	0	0	0	2	11
7	Owen EMEKA	37	2	2	1	0	28	4	8
8	Marco COMPANY	51	14	20	0	5	8	4	19
10	Ebrima TUNKARA	29	8	12	0	1	8	0	17
11	Christian IMGA	23	1	0	0	0	14	8	7
12	Arnau CASES	32	5	5	1	0	12	9	9
19	Roberto TOMAS	46	8	23	1	0	14	0	13
9	Guillermo TRUJILLANO	31	9	12	0	1	7	2	13
15	Jorge DOMINGUEZ LITUBA	1	1	0	0	0	0	0	0
16	Mateo SOBRAL	21	7	5	0	1	7	1	7
17	Iu MARTINEZ	5	0	0	0	0	5	0	1
20	Rafa CRUZ	16	4	0	2	0	3	7	3

In Possession - Distributions

China PR



#	Player	Passes Attempted	Passes Completed	Pass Completion %	Switches of Play	Crosses Attempted	Crosses Completed	Line Breaks Attempted	Line Breaks Completed	Line Break Completion %	Ball Progressions	Take Ons	Step Ins	Attempts at Goal	Goals
21	JIANG Yuhan	27	11	41%	0	0	0	15	4	27%	0	0	0	0	0
2	ZHANG Xuyao	16	12	75%	0	0	0	8	5	62%	3	2	1	0	0
3	JIN Yucheng	34	22	65%	0	0	0	15	10	67%	1	1	0	0	0
4	NAN Zixun	32	28	88%	0	0	0	7	5	71%	0	0	0	0	0
5	LI Junpeng	35	28	80%	0	0	0	11	5	45%	0	0	0	0	0
6	ZHOU Yunuo	16	13	81%	0	1	1	4	2	50%	2	1	1	0	0
7	KUANG Zhaolei	5	5	100%	0	0	0	2	0	0%	2	2	0	1	0
8	XU Zhengpeng	23	14	61%	0	0	0	10	5	50%	2	1	1	0	0
9	ZHAO Songyuan	3	2	67%	0	0	0	0	0	0%	3	3	0	0	0
10	WAN Xiang	25	18	72%	0	3	0	3	0	0%	2	1	1	2	0
11	HE Sifan	9	9	100%	0	0	0	0	0	0%	0	0	0	0	0
14	LIANG Shiyu	0	0	0%	0	0	0	0	0	0%	0	0	0	0	0
15	JIN Guancheng	4	4	100%	0	0	0	2	2	100%	0	0	0	0	0
17	LI Jiarun	1	1	100%	0	0	0	0	0	0%	0	0	0	0	0
18	LIU Zhicheng	2	1	50%	0	0	0	1	0	0%	0	0	0	0	0
20	SHUAI Weihao	6	6	100%	0	0	0	0	0	0%	0	0	0	0	0

In Possession - Offers & Receptions

China PR



			Offer movement types						
#	Player	Total Offers	In Front	In Between	Out to In	In to Out	In Behind	No Movement	Offers Received
21	JIANG Yuhan	1	0	0	0	0	0	1	1
2	ZHANG Xuyao	8	2	3	1	0	0	2	3
3	JIN Yucheng	2	1	0	0	0	0	1	2
4	NAN Zixun	3	0	0	0	0	0	3	2
5	LI Junpeng	1	0	0	0	0	0	1	1
6	ZHOU Yunuo	3	2	1	0	0	0	0	2
7	KUANG Zhaolei	7	0	0	1	1	4	1	1
8	XU Zhengpeng	4	1	0	1	2	0	0	1
9	ZHAO Songyuan	14	1	4	2	1	4	2	5
10	WAN Xiang	36	7	14	2	2	3	8	12
11	HE Sifan	16	3	2	1	1	5	4	3
14	LIANG Shiyu	0	0	0	0	0	0	0	0
15	JIN Guancheng	7	1	3	0	1	1	1	1
17	LI Jiarun	4	0	2	0	0	2	0	0
18	LIU Zhicheng	1	0	0	0	0	0	1	0
20	SHUAI Weihao	8	1	2	0	0	4	1	2

INDIVIDUAL DATA
OUT OF POSSESSION




Spain v China PR

Out of Possession

Spain



#	Player	Tackles Made / Won	Blocks	Interceptions	Pressing Direct	Pressing Indirect	Duels Won - Aerial	Duels Won - Physical	Possession Contests won	Clearances	Loose Ball Receptions	Pushing On	Pushing On into Pressing	Possession Regains	Possession Interrupted
21	Diego PIQUERAS	0 / 0	0	0	0	0	0	0	0	0	4	0	0	4	0
3	Jordi PESQUER	1 / 0	1	1	0	3	3	0	3	0	4	2	1	4	1
4	Junior ZAMORANO	0 / 0	1	0	0	0	1	0	1	1	7	3	0	2	1
5	Sergi MAYANS	0 / 0	0	1	0	0	0	0	0	1	9	2	0	2	0
6	Eloi GOMEZ	8 / 5	1	1	7	6	3	0	3	4	9	8	5	12	3
7	Owen EMEKA	3 / 0	2	0	7	12	0	0	0	0	4	12	8	1	0
8	Marco COMPANY	3 / 1	3	0	3	10	1	0	1	0	11	5	1	3	1
10	Ebrima TUNKARA	4 / 0	2	0	5	14	0	0	0	0	4	16	12	0	3
11	Christian IMGA	1 / 0	2	0	3	10	2	0	2	0	1	10	7	1	0
12	Arnau CASES	2 / 1	1	1	4	5	1	0	1	1	5	9	4	6	0
19	Roberto TOMAS	0 / 0	0	0	3	28	0	0	0	0	3	25	21	0	0
9	Guillermo TRUJILLANO	1 / 0	0	0	1	16	0	0	0	0	2	12	10	0	1
15	Jorge DOMINGUEZ LITUBA	1 / 1	0	0	2	1	0	0	0	1	2	1	0	1	0
16	Mateo SOBRAL	3 / 2	0	0	4	3	0	0	0	0	2	4	3	2	1
17	Iu MARTINEZ	0 / 0	0	0	0	0	0	0	0	0	0	0	0	0	0
20	Rafa CRUZ	3 / 0	2	0	5	11	0	0	0	0	1	8	7	0	1

Out of Possession

China PR



#	Player	Tackles Made / Won	Blocks	Interceptions	Pressing Direct	Pressing Indirect	Duels Won - Aerial	Duels Won - Physical	Possession Contests won	Clearances	Loose Ball Receptions	Pushing On	Pushing On into Pressing	Possession Regains	Possession Interrupted
21	JIANG Yuhan	0 / 0	0	0	0	0	0	0	0	1	1	0	0	6	1
2	ZHANG Xuyao	5 / 2	2	2	4	11	0	0	0	8	2	32	11	8	5
3	JIN Yucheng	9 / 2	1	2	4	6	0	1	1	2	10	8	7	5	6
4	NAN Zixun	0 / 0	3	1	4	5	1	0	1	2	3	13	4	3	2
5	LI Junpeng	3 / 1	1	0	6	4	1	0	1	7	7	20	1	3	7
6	ZHOU Yunuo	6 / 0	7	3	10	22	0	0	0	5	7	28	20	6	9
7	KUANG Zhaolei	1 / 0	0	0	3	13	0	0	0	2	3	13	11	1	1
8	XU Zhengpeng	9 / 4	2	0	5	22	0	0	0	1	7	40	7	5	1
9	ZHAO Songyuan	1 / 1	1	0	5	18	5	0	5	0	1	23	9	1	1
10	WAN Xiang	4 / 1	0	0	8	77	1	0	1	1	5	51	41	1	3
11	HE Sifan	1 / 1	1	1	3	33	0	0	0	1	2	26	15	3	0
14	LIANG Shiyu	1 / 0	0	0	1	7	0	0	0	0	0	5	4	0	0
15	JIN Guancheng	1 / 0	1	0	1	14	1	0	1	0	0	7	7	1	0
17	LI Jiarun	0 / 0	0	1	1	8	0	0	0	0	0	5	2	1	0
18	LIU Zhicheng	0 / 0	0	0	1	0	0	0	0	1	0	0	0	0	1
20	SHUAI Weihao	3 / 0	0	0	2	33	0	0	0	0	0	24	17	0	1

INDIVIDUAL DATA
PHYSICAL




Spain v China PR

Physical Data

Spain



#	Player	Total Distance (m)	Zone 1: 0-7 km/h (m)	Zone 2: 7-15 km/h (m)	Zone 3: 15-20 km/h (m)	Zone 4: 20-25 km/h (m)	Zone 5: 25+ km/h (m)	High Speed Runs (Zone 3)	Sprints (Zone 4 & 5)	Top Speed (km/h)
21	Diego PIQUERAS	4619.4	3504.4	983.2	103.4	28.4	0	10.0	4.0	23.6
3	Jordi PESQUER	9728.5	3830.5	4237.3	1097.4	399.9	163.4	94.0	33.0	32.8
4	Junior ZAMORANO	7043.5	2929.9	3264.0	666.9	182.7	0	55.0	14.0	24.8
5	Sergi MAYANS	9523.0	4095.9	4126.2	957.2	297.0	46.7	86.0	22.0	28.8
6	Eloi GOMEZ	11185.9	3721.0	5829.9	1246.1	313.9	75.1	102.0	27.0	30.2
7	Owen EMEKA	9000.8	4109.2	3552.1	828.3	363.6	147.7	81.0	29.0	34.0
8	Marco COMPANY	8160.4	2297.4	4125.1	1280.6	389.6	67.8	114.0	32.0	27.7
10	Ebrima TUNKARA	8650.7	3119.3	3724.2	1159.7	536.0	111.5	111.0	41.0	32.7
11	Christian IMGA	6988.5	2857.5	3099.2	763.8	206.9	61.1	71.0	16.0	32.2
12	Arnau CASES	8980.0	4029.5	3644.1	886.6	315.5	104.3	83.0	31.0	29.3
19	Roberto TOMAS	7667.8	2651.3	3770.3	909.0	310.5	26.7	86.0	21.0	26.7
9	Guillermo TRUJILLANO	3493.0	1014.9	1738.7	495.8	209.3	34.4	47.0	16.0	28.7
15	Jorge DOMINGUEZ LITUBA	2616.2	1081.8	1012.2	374.1	106.2	41.8	32.0	8.0	29.6
16	Mateo SOBRAL	2989.6	1000.1	1393.3	422.1	123.3	50.8	41.0	11.0	28.1
17	Iu MARTINEZ	1719.1	698.8	793.6	132.5	39.6	54.7	7.0	4.0	33.9
20	Rafa CRUZ	3010.8	1057.1	1298.2	433.4	168.6	53.5	34.0	15.0	29.6

Physical Data

China PR



#	Player	Total Distance (m)	Zone 1: 0-7 km/h (m)	Zone 2: 7-15 km/h (m)	Zone 3: 15-20 km/h (m)	Zone 4: 20-25 km/h (m)	Zone 5: 25+ km/h (m)	High Speed Runs (Zone 3)	Sprints (Zone 4 & 5)	Top Speed (km/h)
21	JIANG Yuhan	4286.6	3381.1	798.8	89.5	9.4	7.8	6.0	1.0	28.0
2	ZHANG Xuyao	9268.2	3580.0	4211.3	995.7	331.7	149.5	105.0	32.0	33.6
3	JIN Yucheng	9455.6	3926.2	4366.2	878.5	233.2	51.4	81.0	21.0	29.2
4	NAN Zixun	8614.5	3959.2	3612.6	751.0	231.7	60.0	73.0	18.0	30.0
5	LI Junpeng	9662.3	3822.9	4472.0	1047.2	266.1	54.1	80.0	18.0	28.7
6	ZHOU Yunuo	11117.4	3532.7	5373.6	1627.9	460.8	122.3	158.0	36.0	32.7
7	KUANG Zhaolei	5134.7	1786.4	2583.8	496.6	238.5	29.4	47.0	15.0	26.4
8	XU Zhengpeng	11550.3	3366.4	5825.4	1797.0	532.8	28.7	159.0	43.0	26.4
9	ZHAO Songyuan	7346.5	2312.8	3614.5	1023.3	255.5	140.3	83.0	24.0	30.1
10	WAN Xiang	10023.9	2931.1	5062.9	1432.8	457.5	139.6	125.0	38.0	32.2
11	HE Sifan	8595.4	3429.5	3487.6	1044.8	498.1	135.4	99.0	35.0	28.2
14	LIANG Shiyu	1120.2	312.2	489.9	190.8	104.4	22.8	14.0	9.0	28.2
15	JIN Guancheng	2538.6	811.6	1273.9	333.9	119.2	0	33.0	7.0	23.8
17	LI Jiarun	1235.7	356.2	514.7	276.9	87.9	0	25.0	8.0	23.4
18	LIU Zhicheng	919.6	446.9	349.1	70.8	37.4	15.5	6.0	3.0	28.4
20	SHUAI Weihao	5628.5	1640.2	2852.8	766.5	289.8	79.3	77.0	21.0	30.4


FIFA
U17
WORLD CUP
QATAR 2026