FIFA U17 WORLD CUP QATAR 2026

POST MATCH SUMMARY REPORT

Belgium 3 - 2 Vietnam

Group G - Match 14
20 November 2026
16:00 Kick Off
Aspire Zone - Pitch 9 - Adel Malalla

20 November 2026 - Aspire Zone - Pitch 9 - Adel Malalla - 16:00

Match Summary - Teams

Belgium

3 — 2

Vietnam

STARTING

1	GK	Mattis SEGHERS	
2	DF	Tinus MOORTHAMER	⚽ 39' ⬇ 76'
3	DF	Elie MBAVU	⬇ 45'
4	DF	Preben BLONDEEL	
5	DF	Assil SAIDI	🟨 82'
6	MF	Louie VAN GELDER	🟨 62'
8	MF	Xander DIERCKX	
10	MF	Jelle DRIESSEN	⬇ 61'
11	FW	Kiyan ACHAHBAR	⚽ 42' ⬇ 90+4'
16	FW	Niels FILIPPO	⬇ 76'
17	FW	Anthony PHILIPS	⚽ 60'

SUBSTITUTES

12	GK	Lowie PISELE	
21	GK	Esteban LEVAUX	
7	FW	Rayan GARCIA	⬆ 90+4'
9	FW	Ilyas BENKTIB	⬆ 76'
13	FW	Al-Hassan KAMARA	⬆ 61'
14	DF	Leni STROUWEN	⬆ 45'
15	DF	Mamadou BALDE	⬆ 76'
18	FW	Matteo SORIA	
19	MF	Djibril GBEMOU	
20	DF	Edgard OPOKU	

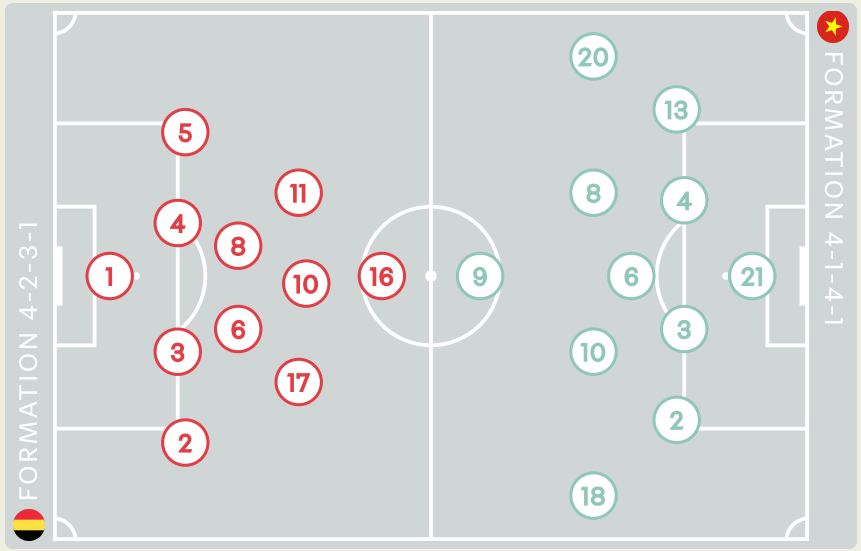

STARTING

XUAN HOA	GK	21	
MINH DUC	DF	2	
MANH CUONG	DF	3	
DANG KHOA	DF	4	
⬇ 66' QUY VUONG	MF	6	
MINH THUY	MF	8	
⬇ 66' DAI NHAN	FW	9	
⚽ 84' 🟨 72' NGUYEN LUC	MF	10	
⬇ 90+4' ANH HAO	DF	13	
⬇ 45' TRI DUNG	FW	18	
⬇ 87' ⚽ 4' SY BACH	FW	20	

SUBSTITUTES

BA HUAN	GK	1	
VIET DUNG	GK	12	
HOANG VIET	DF	5	
VIET NAM	MF	7	
VAN DUONG	FW	11	
⬆ 90+4' THANH CONG	DF	14	
⬆ 45' TRONG PHONG	MF	15	
⬆ 87' NGOC SON	FW	16	
⬆ 66' DUY KHANG	MF	17	
⬆ 66' MANH QUAN	FW	19	

Distribution in the Final Third

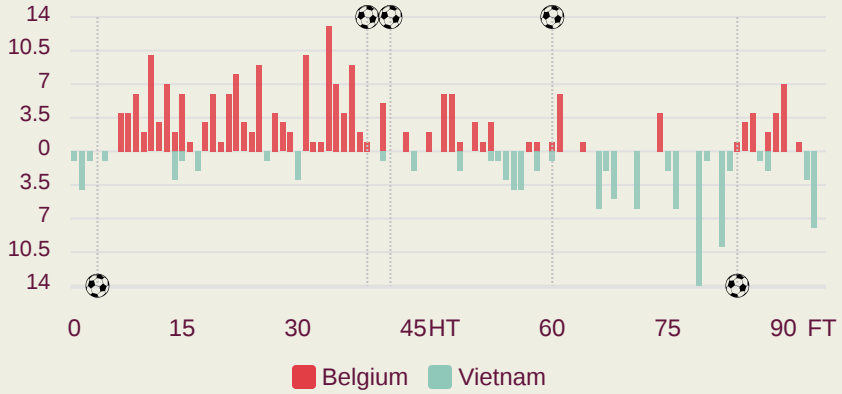

20 November 2026 - Aspire Zone - Pitch 9 - Adel Malalla - 16:00

Match Summary - Key Statistics



Belgium

3 — 2

Vietnam



Possession

Total	51.3% / 9.6% / 39.1%	Total
3	Goals	2
1.27	xG (Expected Goals)	0.39
14 (5)	Attempts at Goal (On Target)	9 (3)
444 (392)	Total Passes (Complete)	386 (321)
88 %	Pass Completion %	83 %
81	Completed Line Breaks	58
20	Defensive Line Breaks	9
174	Receptions in the Final Third	86
27	Crosses	20
34	Ball Progressions	28
210 (45)	Defensive Pressures Applied (Direct Pressures)	222 (51)
42	Forced Turnovers	27
70	Second Balls	53
105.6 km	Total Distance Covered	105.9 km
4.2 km	Zone 4 – Low Speed Sprinting: 20-25 km/h	3.9 km

20 November 2026 - Aspire Zone - Pitch 9 - Adel Malalla - 16:00

Belgium

Phases of Play

Vietnam

IN POSSESSION



OUT OF POSSESSION

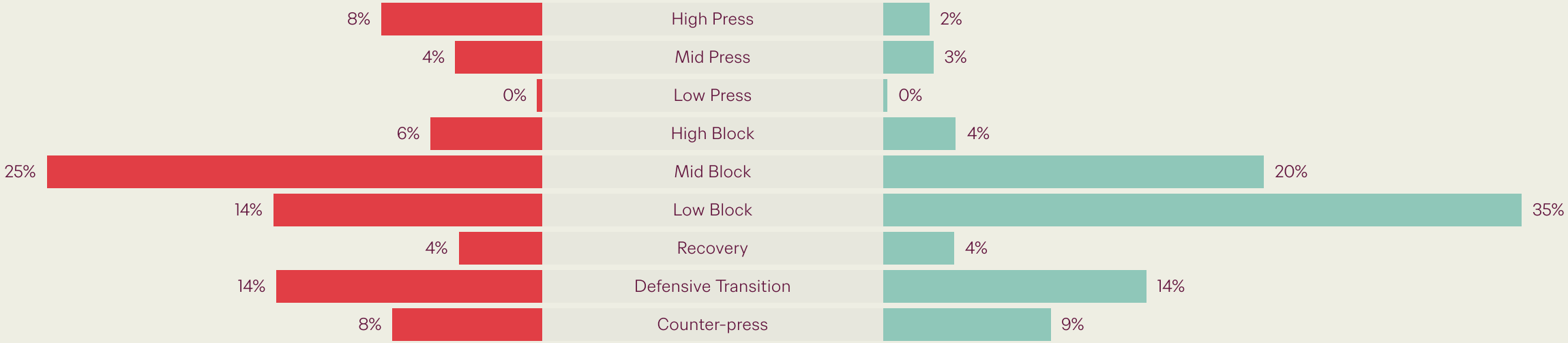

FIFA U17 WORLD CUP QATAR 2026

IN POSSESSION

Belgium v Vietnam

In Possession Line Height & Team Length

Belgium

Build Up Low

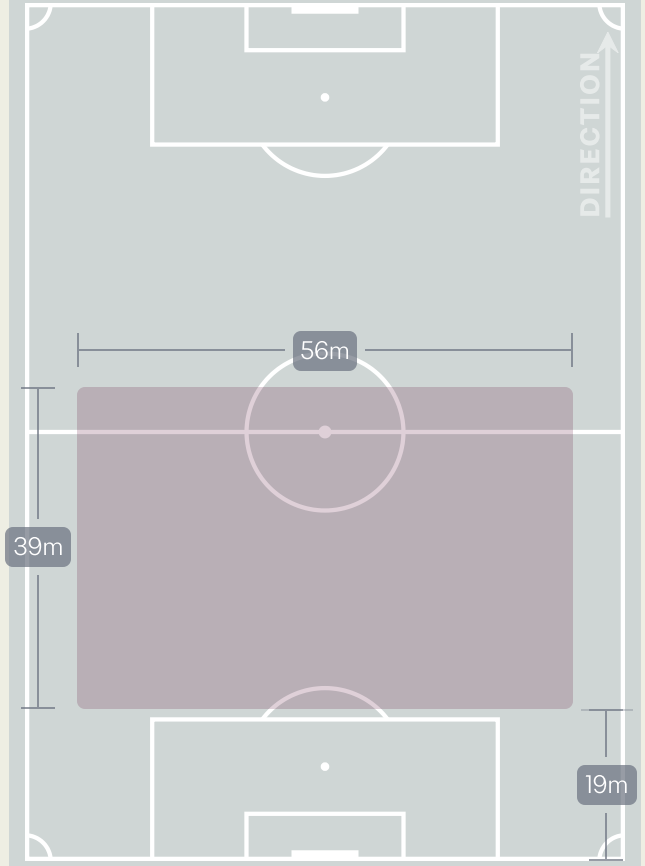

Build Up Mid

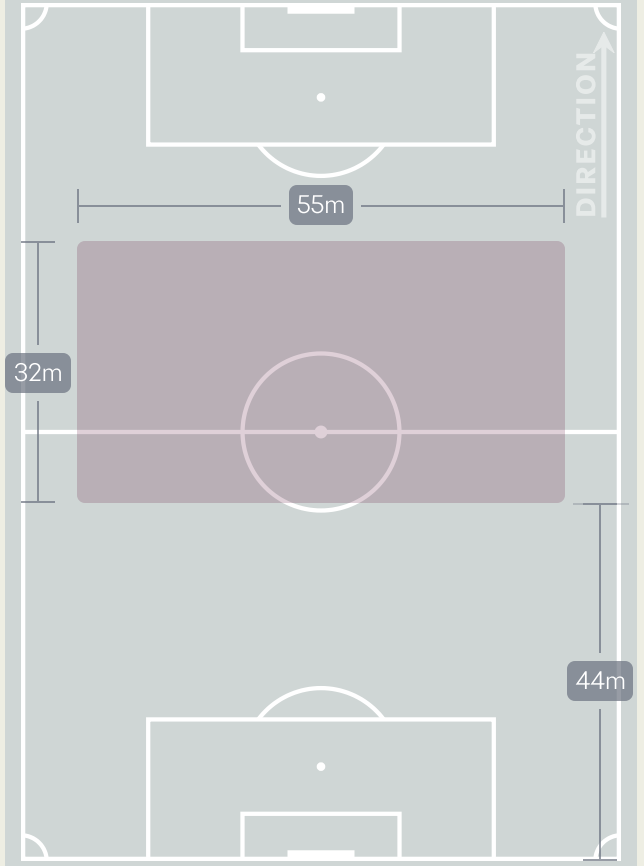

Final Third Phase

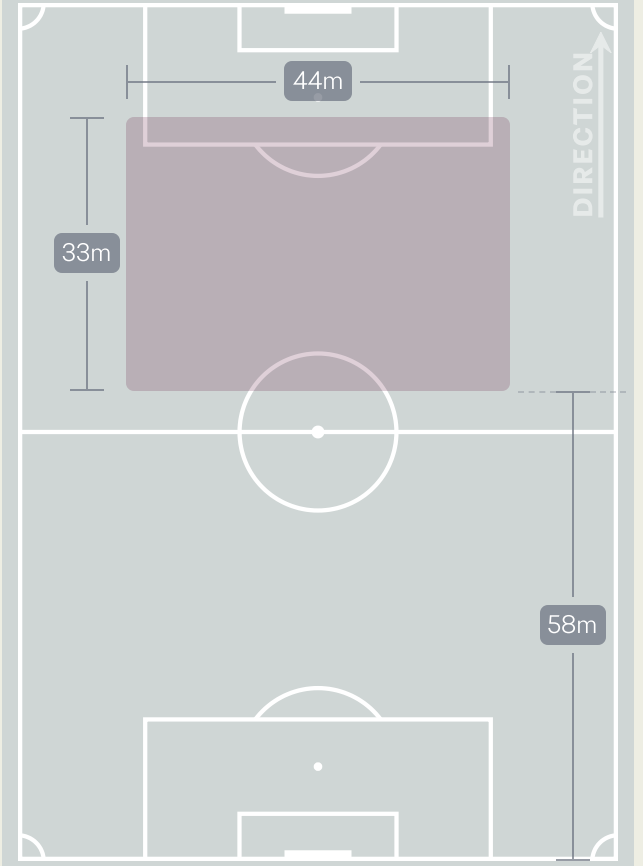

In Possession Line Height & Team Length

Vietnam

Build Up Low

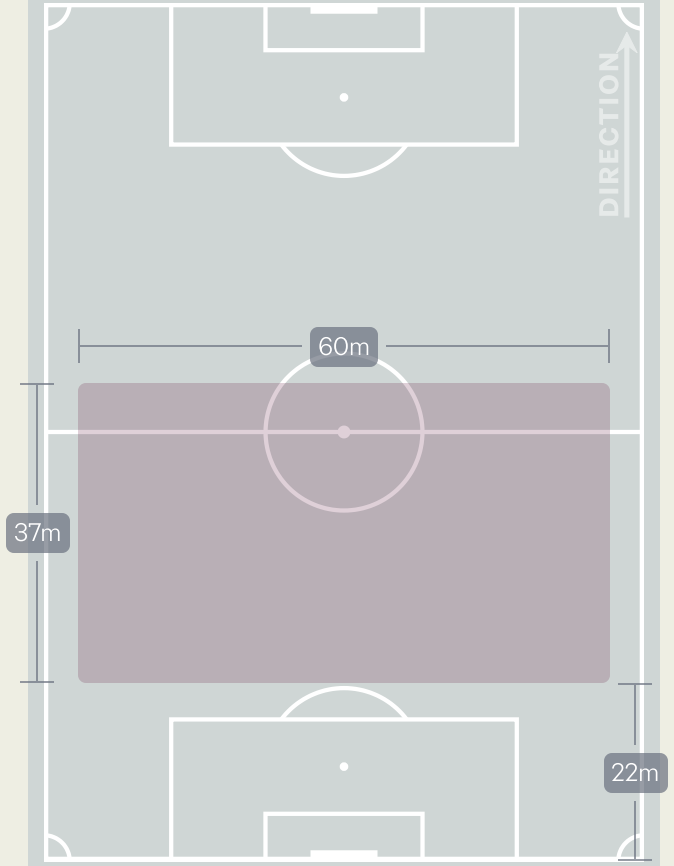

Build Up Mid

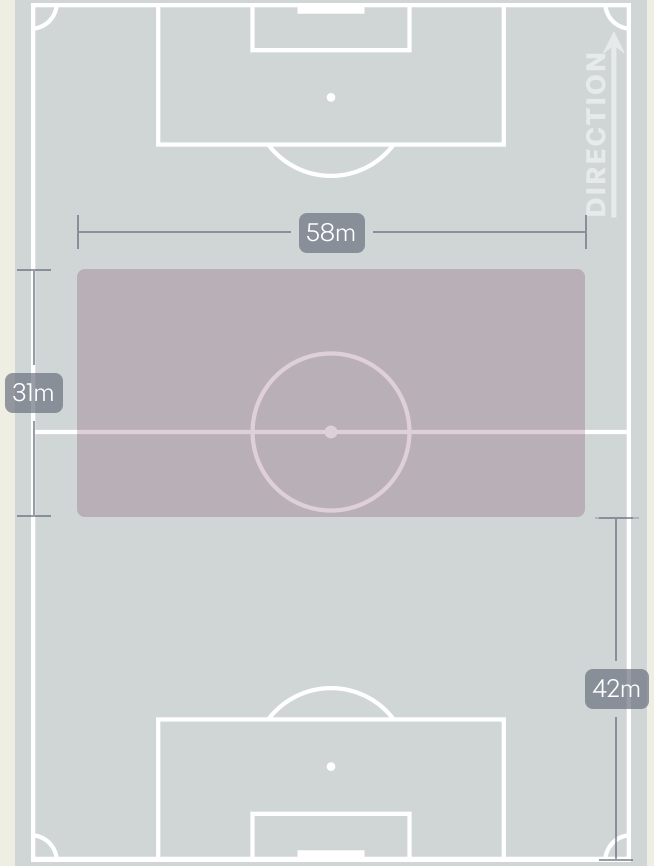

Final Third Phase

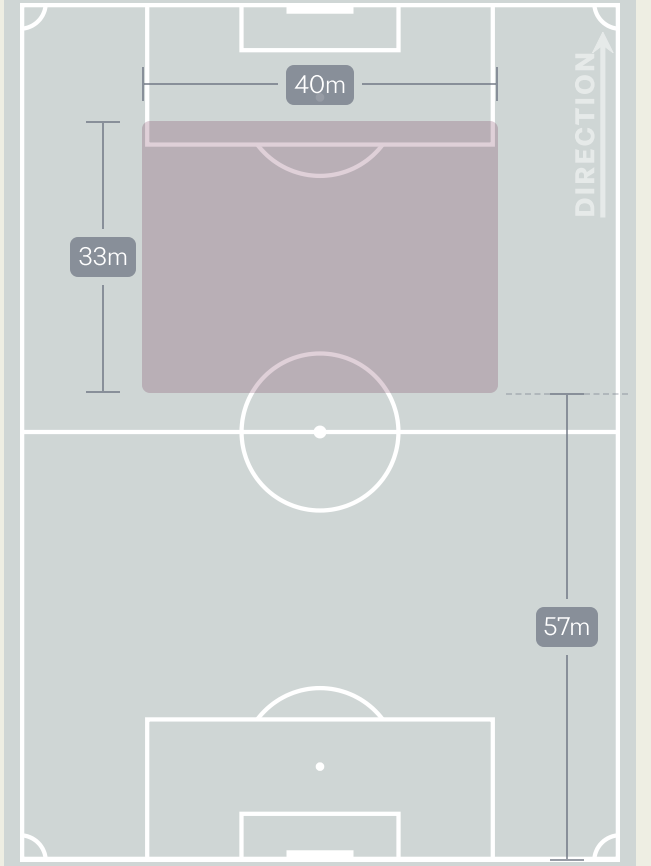

Line Breaks

Belgium

Attempted Line Breaks
106

18	15
Attempted	Complete

49	44
Attempted	Complete

39	22
Attempted	Complete

4 Units

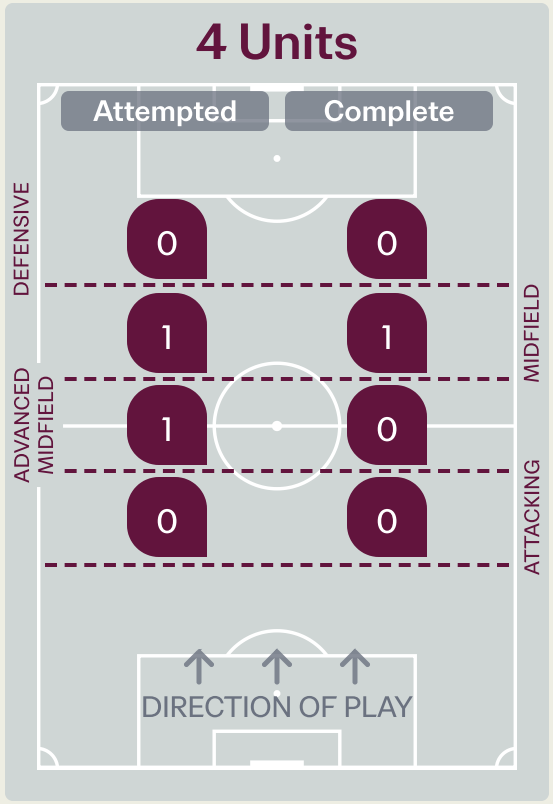

Attempted Line Breaks	2
Inside Shape	1
Outside Shape	1

3 Units

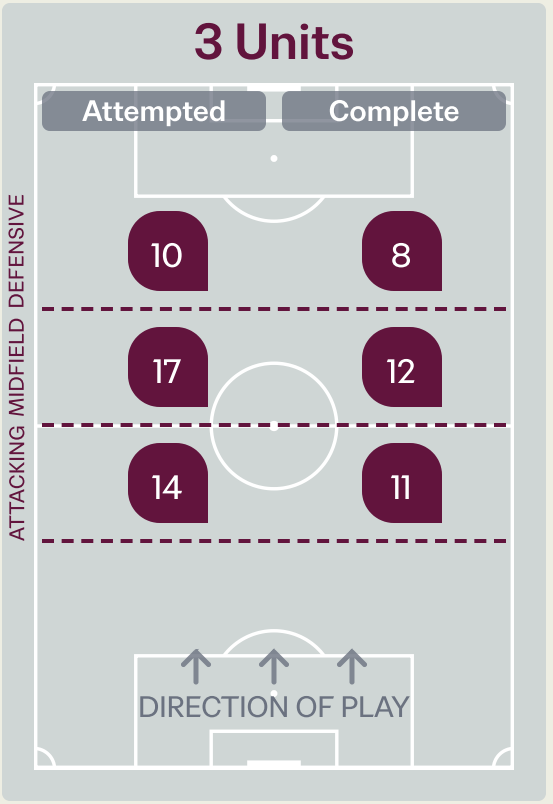

Attempted Line Breaks	41
Inside Shape	24
Outside Shape	17

2 Units

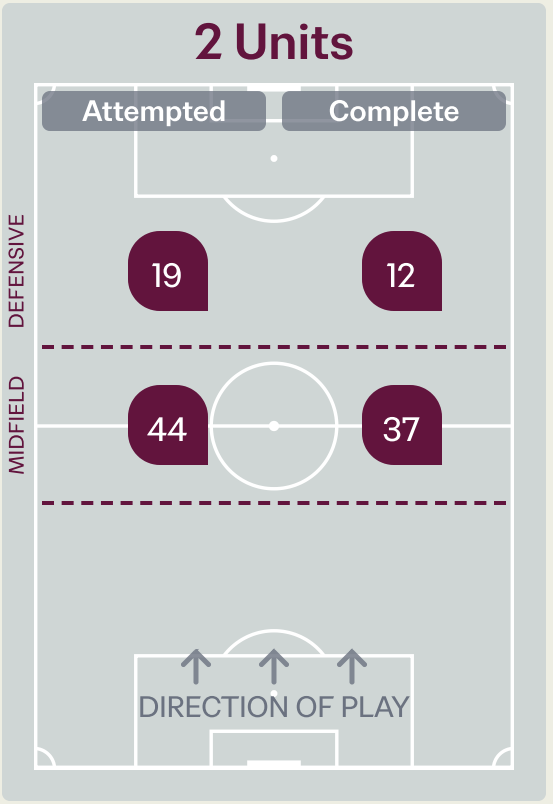

Attempted Line Breaks	63
Inside Shape	25
Outside Shape	38

Line Breaks

Vietnam

Attempted Line Breaks
92

24	19
Attempted	Complete

33	26
Attempted	Complete

35	13
Attempted	Complete

4 Units

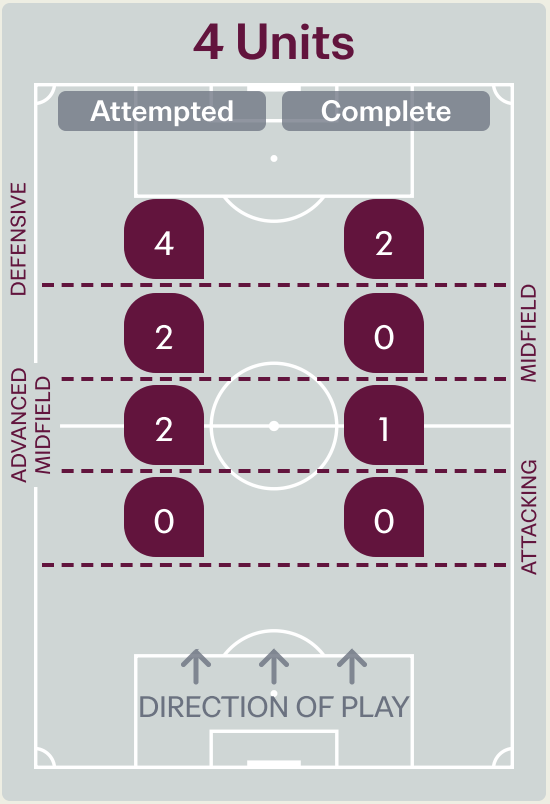

Attempted Line Breaks	8
Inside Shape	6
Outside Shape	2

3 Units

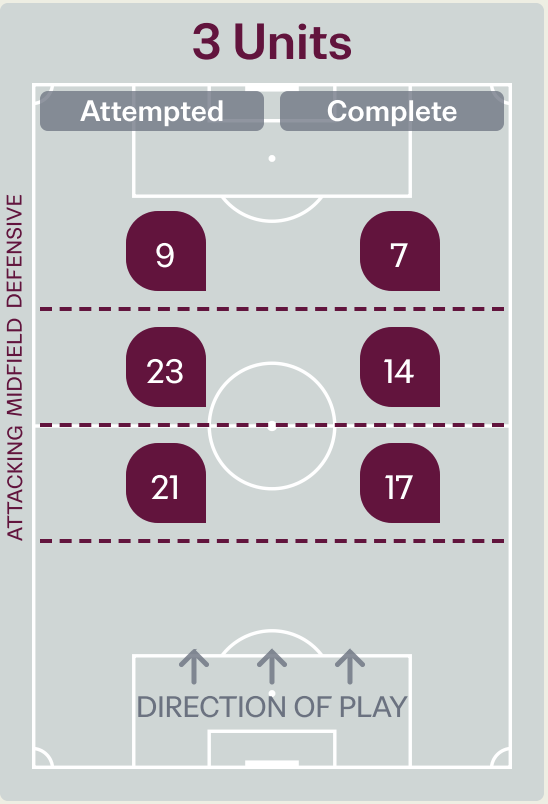

Attempted Line Breaks	53
Inside Shape	27
Outside Shape	26

2 Units

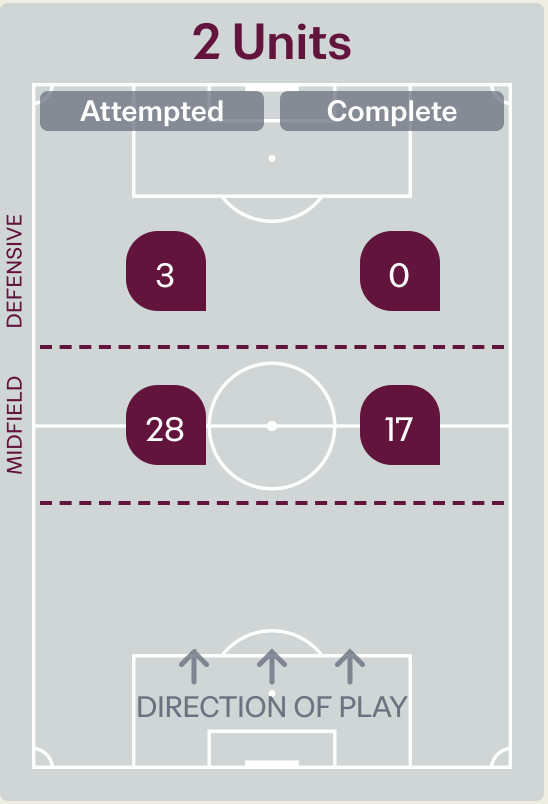

Attempted Line Breaks	31
Inside Shape	18
Outside Shape	13

Line Breaks

Belgium

					4 Units				3 Units			2 Units		Direction			Distribution Type		
#	Player	Line Breaks Attempted	Line Breaks Completed	Line Break Completion %	Attacking Line	Attacking Midfield Line	Midfield Line	Defensive Line	Attacking Line	Midfield Line	Defensive Line	Midfield Line	Defensive Line	Through	Around	Over	Pass	Cross	Ball Progression
1	Mattis SEGHERS	10	7	70%	0	0	0	0	2	5	1	2	0	0	0	10	10	0	0
2	Tinus MOORTHAMER	9	6	67%	0	0	0	0	2	3	0	2	2	2	5	2	8	0	1
3	Elie MBAVU	2	2	100%	0	0	0	0	0	0	0	2	0	0	2	0	2	0	0
4	Preben BLONDEEL	21	18	86%	0	0	0	0	5	3	2	10	1	1	7	13	20	1	0
5	Assil SAIDI	5	4	80%	0	0	0	0	0	1	0	3	1	2	2	1	5	0	0
6	Louie VAN GELDER	9	7	78%	0	0	1	0	3	1	0	4	0	1	5	3	9	0	0
8	Xander DIERCKX	17	13	76%	0	0	0	0	0	2	1	11	3	3	9	5	14	2	1
10	Jelle DRIESSEN	13	11	85%	0	0	0	0	0	2	1	5	5	3	7	3	8	1	4
11	Kiyan ACHAHBAR	9	6	67%	0	0	0	0	2	0	1	2	4	1	6	2	5	2	2
16	Niels FILIPPO	2	1	50%	0	0	0	0	0	0	1	1	0	2	0	0	2	0	0
17	Anthony PHILIPS	5	5	100%	0	0	0	0	0	0	3	0	2	1	4	0	5	0	0
7	Rayan GARCIA	0	0	0%	0	0	0	0	0	0	0	0	0	0	0	0	0	0	0
9	Ilyas BENKTIB	0	0	0%	0	0	0	0	0	0	0	0	0	0	0	0	0	0	0
13	Al-Hassan KAMARA	1	0	0%	0	0	0	0	0	0	0	0	1	0	1	0	0	0	1
14	Leni STROUWEN	2	1	50%	0	1	0	0	0	0	0	1	0	1	1	0	2	0	0
15	Mamadou BALDE	1	0	0%	0	0	0	0	0	0	0	1	0	1	0	0	1	0	0

Line Breaks

Vietnam

					4 Units				3 Units			2 Units		Direction			Distribution Type		
#	Player	Line Breaks Attempted	Line Breaks Completed	Line Break Completion %	Attacking Line	Attacking Midfield Line	Midfield Line	Defensive Line	Attacking Line	Midfield Line	Defensive Line	Midfield Line	Defensive Line	Through	Around	Over	Pass	Cross	Ball Progression
21	XUAN HOA	3	0	0%	0	1	0	0	1	1	0	0	0	0	0	3	3	0	0
2	MINH DUC	7	6	86%	0	0	0	0	3	1	0	3	0	1	4	2	7	0	0
3	MANH CUONG	21	13	62%	0	1	1	2	7	5	2	3	0	5	4	12	21	0	0
4	DANG KHOA	9	7	78%	0	0	0	0	5	0	0	4	0	3	3	3	9	0	0
6	QUY VUONG	1	1	100%	0	0	0	0	0	1	0	0	0	0	1	0	1	0	0
8	MINH THUY	8	6	75%	0	0	0	0	1	3	1	3	0	2	4	2	8	0	0
9	DAI NHAN	1	1	100%	0	0	0	0	0	0	1	0	0	0	1	0	1	0	0
10	NGUYEN LUC	15	10	67%	0	0	0	2	0	6	2	3	2	5	6	4	11	2	2
13	ANH HAO	14	8	57%	0	0	1	0	4	3	2	4	0	2	7	5	13	0	1
18	TRI DUNG	0	0	0%	0	0	0	0	0	0	0	0	0	0	0	0	0	0	0
20	SY BACH	3	0	0%	0	0	0	0	0	1	0	2	0	0	1	2	3	0	0
14	THANH CONG	0	0	0%	0	0	0	0	0	0	0	0	0	0	0	0	0	0	0
15	TRONG PHONG	4	3	75%	0	0	0	0	0	0	0	3	1	2	2	0	3	0	1
16	NGOC SON	2	1	50%	0	0	0	0	0	0	0	2	0	1	0	1	2	0	0
17	DUY KHANG	4	2	50%	0	0	0	0	0	2	1	1	0	3	0	1	2	1	1
19	MANH QUAN	0	0	0%	0	0	0	0	0	0	0	0	0	0	0	0	0	0	0

Passing Networks

Belgium

#	Passes From ↓ to →	Mattis SEGHERS	Tinus MOORTHAMER	Elie MBAVU	Preben BLONDEEL	Assil SAIDI	Louie VAN GELDER	Xander DIERCKX	Jelle DRIESSEN	Kiyan ACHAHBAR	Niels FILIPPO	Anthony PHILIPS	Rayan GARCIA	Ilyas BENKTIB	Al-Hassan KAMARA	Leni STROUWEN	Mamadou BALDE
1	Mattis SEGHERS		2	1	3	0	1	2	0	1	1	2	0	0	1	0	0
2	Tinus MOORTHAMER	4		6	0	0	2	0	3	0	0	8	0	0	0	2	0
3	Elie MBAVU	1	8		11	1	2	2	0	1	0	0	0	0	0	0	0
4	Preben BLONDEEL	2	1	14		12	3	10	4	9	0	3	0	1	1	5	0
5	Assil SAIDI	1	0	1	7		3	5	3	12	1	2	0	0	0	0	1
6	Louie VAN GELDER	1	12	2	8	1		4	5	0	0	2	0	0	1	4	0
8	Xander DIERCKX	1	2	2	11	8	2		4	8	2	2	0	0	0	3	0
10	Jelle DRIESSEN	1	3	2	2	3	3	1		9	1	4	0	0	0	0	0
11	Kiyan ACHAHBAR	0	1	0	4	4	1	12	7		1	4	0	0	0	0	1
16	Niels FILIPPO	0	0	0	0	0	2	0	2	0		2	0	0	0	0	0
17	Anthony PHILIPS	0	4	0	1	3	7	5	3	5	0		0	0	1	0	0
7	Rayan GARCIA	0	0	0	0	0	0	0	0	0	0	0		0	0	0	0
9	Ilyas BENKTIB	0	0	0	1	0	0	0	0	1	0	1	0		0	0	0
13	Al-Hassan KAMARA	0	0	0	0	0	1	0	0	0	0	1	0	0		0	0
14	Leni STROUWEN	6	1	0	6	1	4	0	0	0	0	0	0	0	0		1
15	Mamadou BALDE	0	0	0	0	0	0	0	0	1	0	0	0	0	0	2	

Top 5 Player to Player Passers

Player	Passed To	% of Total Team Passes
Preben BLONDEEL	Elie MBAVU	3.7%
Preben BLONDEEL	Assil SAIDI	3.2%
Assil SAIDI	Kiyan ACHAHBAR	3.2%
Louie VAN GELDER	Tinus MOORTHAMER	3.2%
Kiyan ACHAHBAR	Xander DIERCKX	3.2%

Passing Networks

Vietnam

#	Passes From ↓ to →	XUAN HOA	MINH DUC	MANH CUONG	DANG KHOA	QUY VUONG	MINH THUY	DAI NHAN	NGUYEN LUC	ANH HAO	TRI DUNG	SY BACH	THANH CONG	TRONG PHONG	NGOC SON	DUY KHANG	MANH QUAN
21	XUAN HOA		0	23	9	0	0	0	0	1	0	0	0	0	0	0	0
2	MINH DUC	3		5	2	0	1	1	7	0	1	0	0	1	1	0	1
3	MANH CUONG	9	9		9	3	2	3	7	0	2	0	0	3	1	0	0
4	DANG KHOA	8	0	10		0	5	2	3	9	0	0	1	3	1	0	0
6	QUY VUONG	0	0	4	0		1	0	5	2	0	0	0	0	0	0	0
8	MINH THUY	0	3	2	9	0		2	4	1	0	2	2	2	1	2	0
9	DAI NHAN	0	0	0	0	3	3		3	0	0	1	0	1	0	0	0
10	NGUYEN LUC	1	7	4	3	4	0	1		0	1	1	1	3	0	2	3
13	ANH HAO	1	0	0	0	1	1	2	0		0	7	0	1	0	2	0
18	TRI DUNG	0	2	1	0	0	0	0	2	0		1	0	0	0	0	0
20	SY BACH	0	0	0	0	0	3	0	0	3	0		0	0	0	3	0
14	THANH CONG	0	1	0	1	0	1	0	0	0	0	0		0	0	0	0
15	TRONG PHONG	1	6	5	5	1	5	0	0	1	0	1	0		0	2	0
16	NGOC SON	0	0	0	0	0	0	0	0	1	0	0	0	1		1	0
17	DUY KHANG	0	0	0	0	0	2	0	3	1	0	1	0	1	0		0
19	MANH QUAN	0	0	0	1	0	0	0	0	0	0	1	0	1	0	0	

Top 5 Player to Player Passers		
Player	Passed To	% of Total Team Passes
XUAN HOA	MANH CUONG	7.6%
DANG KHOA	MANH CUONG	3.3%
XUAN HOA	DANG KHOA	3%
MANH CUONG	DANG KHOA	3%
MANH CUONG	XUAN HOA	3%

Attempts at Goal

Belgium

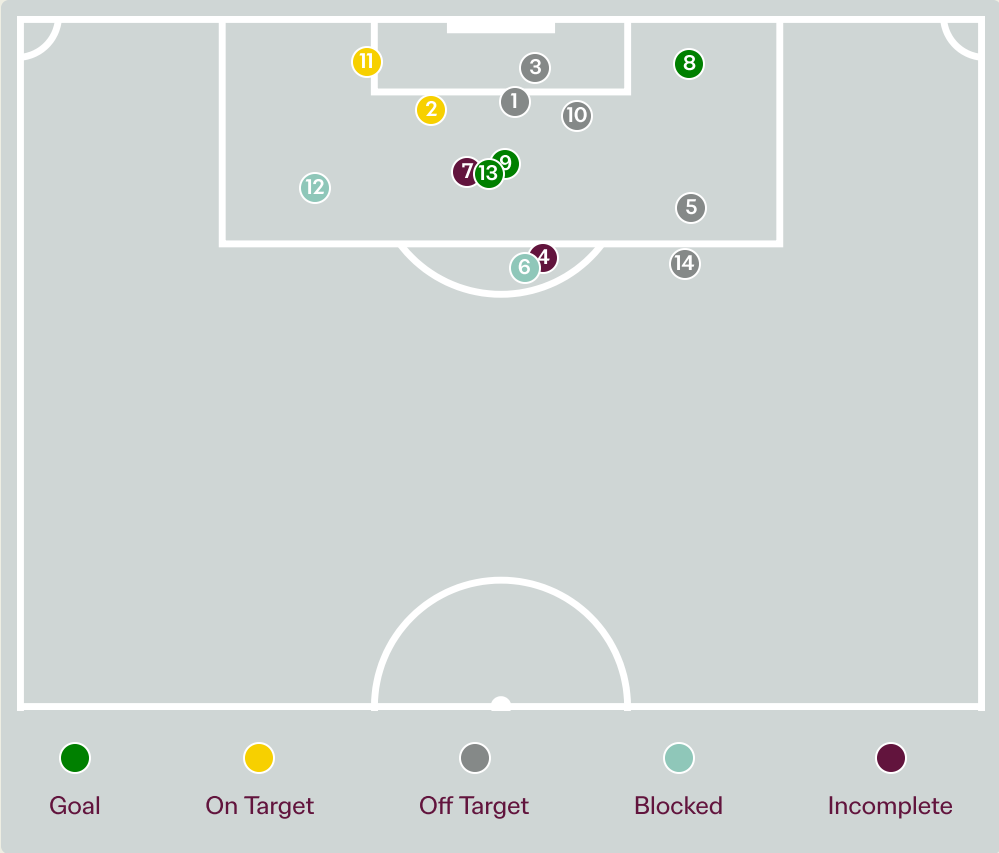

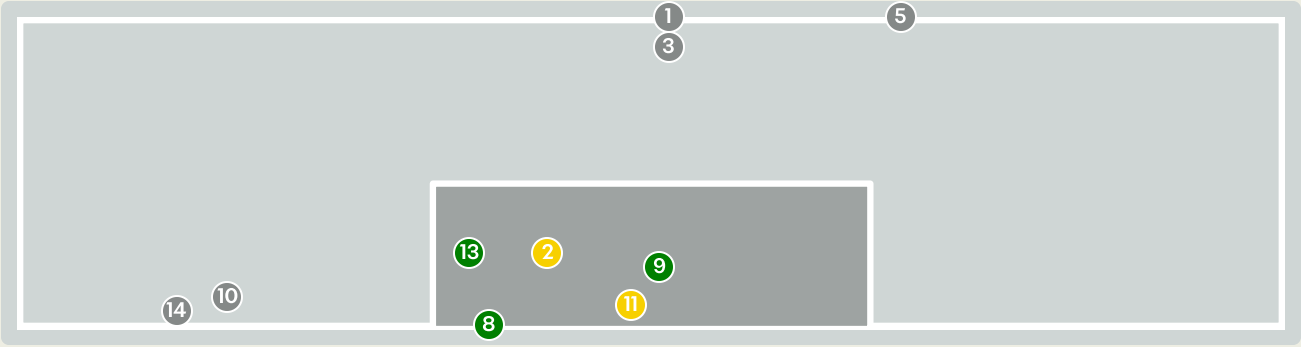

Key	Outcome	Shots
	Goals	3
	On Target	2
	Off Target	5
	Blocked	2
	Incomplete	2

Attempts at Goal

Belgium

Time	Player	Outcome	Body Part	Delivery Type
7	10 Jelle DRIESSEN	Off Target	Head	Cross
9	16 Niels FILIPPO	On Target - Saved	Head	Cross
10	3 Elie MBAVU	Off Target	Right Foot	Pass
12	10 Jelle DRIESSEN	Deflected Off Target - Defensive Event	Right Foot	Corner
18	6 Louie VAN GELDER	Off Target	Right Foot	Loose Ball
23	6 Louie VAN GELDER	Incomplete - Blocked	Right Foot	Loose Ball
28	2 Tinus MOORTHAMER	Deflected Off Target - Defensive Event	Right Foot	Loose Ball
38	2 Tinus MOORTHAMER	On Target - Goal	Right Foot	Pass
41	11 Kiyan ACHAHBAR	On Target - Goal	Right Foot	Cross
46	16 Niels FILIPPO	Off Target	Head	Cross
52	11 Kiyan ACHAHBAR	On Target - Saved	Left Foot	Pass
53	10 Jelle DRIESSEN	Incomplete - Blocked	Right Foot	Loose Ball
59	17 Anthony PHILIPS	On Target - Goal	Right Foot	Ball Progression
86	15 Mamadou BALDE	Off Target	Right Foot	Pass

Attempts at Goal

Vietnam

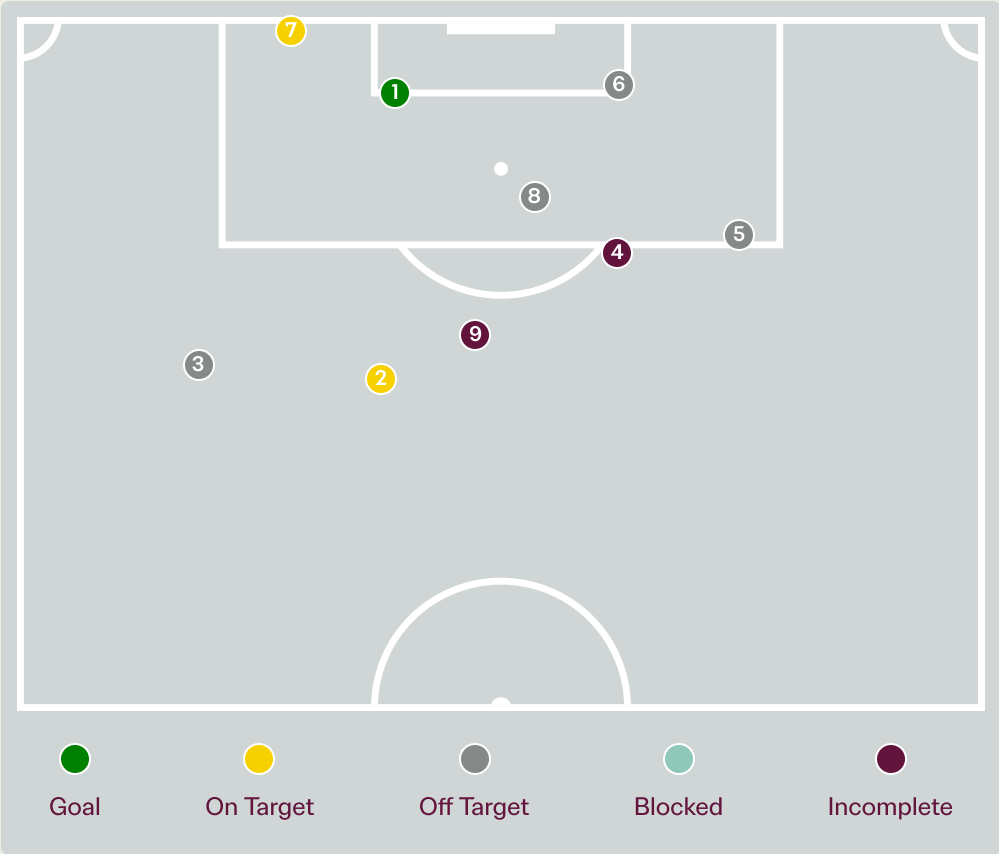



Key	Outcome	Shots
	Goals	1
	On Target	2
	Off Target	4
	Blocked	0
	Incomplete	2

Attempts at Goal

Vietnam

Time	Player	Outcome	Body Part	Delivery Type
3	20 SY BACH	On Target - Goal	Right Foot	Corner
30	10 NGUYEN LUC	On Target - Saved	Right Foot	Pass
46	10 NGUYEN LUC	Off Target	Right Foot	Freekick
53	9 DAI NHAN	Deflected Off Target - Defensive Event	Right Foot	Pass
54	13 ANH HAO	Deflected Off Target - Defensive Event	Right Foot	Loose Ball
56	20 SY BACH	Off Target	Head	Corner
67	19 MANH QUAN	On Target - Saved	Right Foot	Pass
68	17 DUY KHANG	Deflected Off Target - Defensive Event	Right Foot	Loose Ball
80	10 NGUYEN LUC	Deflected Off Target - Defensive Event	Right Foot	Pass

Crosses (Open Play)

Belgium

Cross Locations

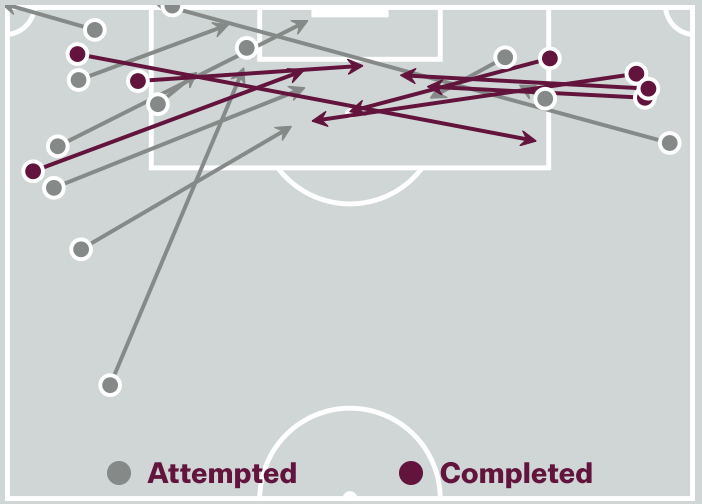

Delivery Type

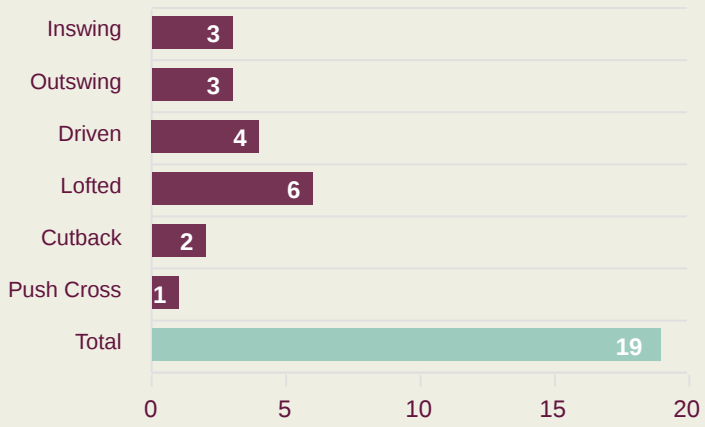

Cross Zones

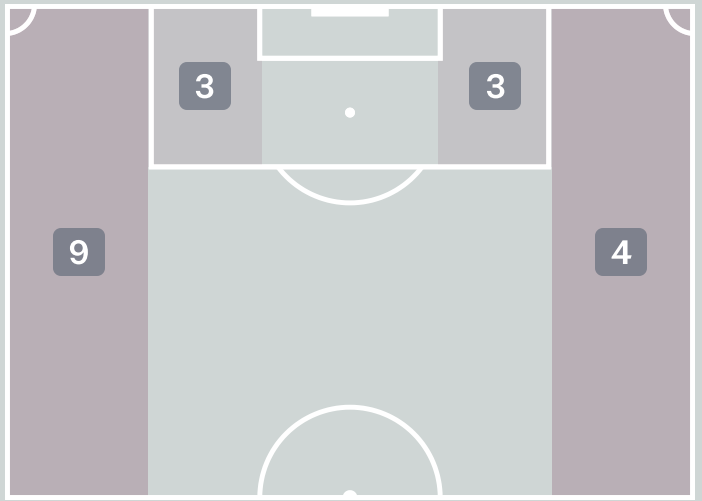

Attempted

19

Completed

7

Most Crosses Attempted

5

Kiyan ACHAHBAR

ATTACKING MIDFIELD LEFT

#	Player	Inswing	Outswing	Driven	Lofted	Cutback	Push Cross	Total Attempted
1	Mattis SEGHERS	0	0	0	0	0	0	0
2	Tinus MOORTHAMER	0	2	0	1	0	0	3
3	Elie MBAVU	0	0	0	0	0	0	0
4	Preben BLONDEEL	1	0	0	2	0	0	3
5	Assil SAIDI	0	0	0	0	1	0	1
6	Louie VAN GELDER	0	0	0	0	0	0	0
8	Xander DIERCKX	0	1	0	1	1	0	3
10	Jelle DRIESSEN	1	0	2	0	0	1	4
11	Kiyan ACHAHBAR	1	0	2	2	0	0	5
16	Niels FILIPPO	0	0	0	0	0	0	0
17	Anthony PHILIPS	0	0	0	0	0	0	0
7	Rayan GARCIA	0	0	0	0	0	0	0
9	Ilyas BENKTIB	0	0	0	0	0	0	0
13	Al-Hassan KAMARA	0	0	0	0	0	0	0
14	Leni STROUWEN	0	0	0	0	0	0	0
15	Mamadou BALDE	0	0	0	0	0	0	0

Crosses (Open Play)

Vietnam

Cross Locations

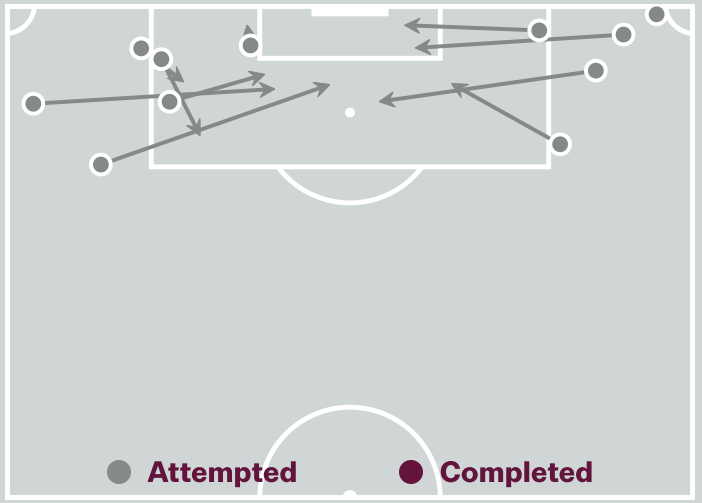

Delivery Type

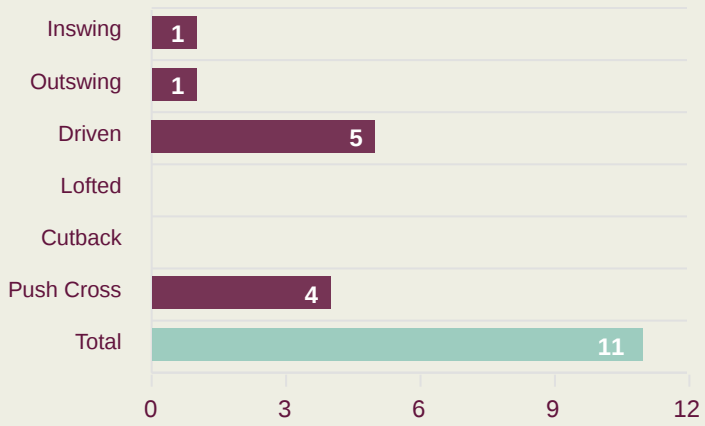

Cross Zones

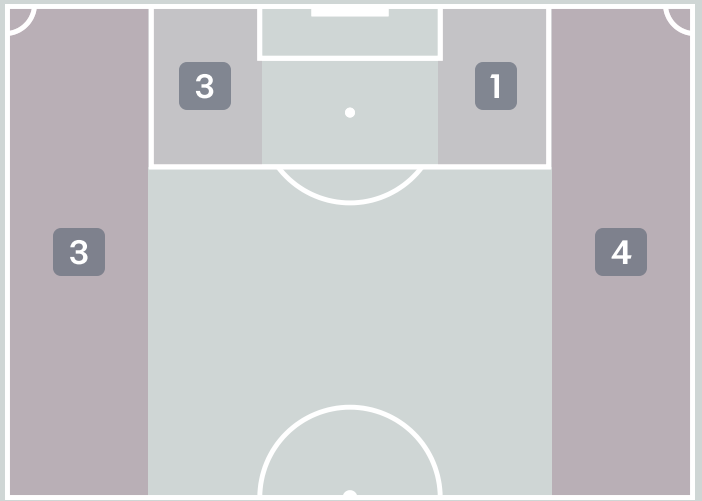

Attempted

11

Completed

0

Most Crosses Attempted

3

NGUYEN LUC

LEFT CENTRE MIDFIELD

#	Player	Inswing	Outswing	Driven	Lofted	Cutback	Push Cross	Total Attempted
21	XUAN HOA	0	0	0	0	0	0	0
2	MINH DUC	0	0	0	0	0	2	2
3	MANH CUONG	0	0	1	0	0	0	1
4	DANG KHOA	0	0	0	0	0	0	0
6	QUY VUONG	0	0	0	0	0	0	0
8	MINH THUY	0	0	0	0	0	0	0
9	DAI NHAN	0	0	0	0	0	0	0
10	NGUYEN LUC	1	0	1	0	0	1	3
13	ANH HAO	0	0	0	0	0	0	0
18	TRI DUNG	0	0	0	0	0	0	0
20	SY BACH	0	1	2	0	0	0	3
14	THANH CONG	0	0	0	0	0	0	0
15	TRONG PHONG	0	0	0	0	0	0	0
16	NGOC SON	0	0	0	0	0	0	0
17	DUY KHANG	0	0	1	0	0	1	2
19	MANH QUAN	0	0	0	0	0	0	0

Offering to Receive

Belgium

227
Total Offers Made

87
Total Offers Received

Most Offers
36
Anthony PHILIPS
ATTACKING MIDFIELD RIGHT

145
Offers Made in Final Third

57
Offers Made in Middle Third

25
Offers Made in Defensive Third

Offers Made Inside Shape

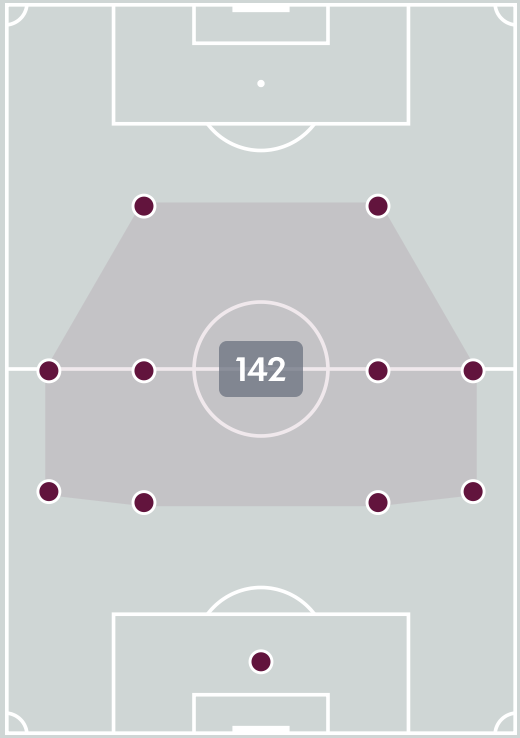

Offers Made Outside Shape

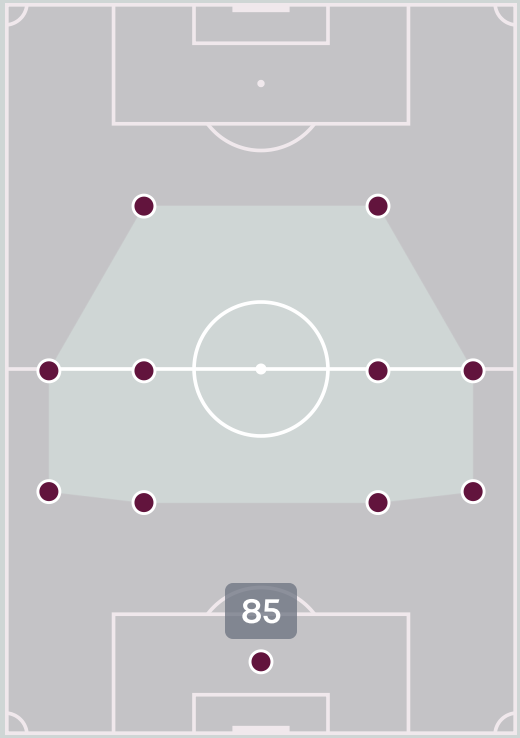

#	Player	Offers Made	Offers Received	% Made & Received
1	Mattis SEGHERS	4	4	100%
2	Tinus MOORTHAMER	15	6	40%
3	Elie MBAVU	3	2	66.7%
4	Preben BLONDEEL	10	4	40%
5	Assil SAIDI	30	6	20%
6	Louie VAN GELDER	9	5	55.6%
8	Xander DIERCKX	15	5	33.3%
10	Jelle DRIESSEN	32	14	43.8%
11	Kiyan ACHAHBAR	30	19	63.3%
16	Niels FILIPPO	24	4	16.7%
17	Anthony PHILIPS	36	10	27.8%
7	Rayan GARCIA	0	0	0%
9	Ilyas BENKTIB	5	0	0%
13	Al-Hassan KAMARA	4	0	0%
14	Leni STROUWEN	9	7	77.8%
15	Mamadou BALDE	1	1	100%

Offering to Receive

Vietnam

183
Total Offers Made

57
Total Offers Received

Most Offers
41
SY BACH
RIGHT MIDFIELD

80
Offers Made in Final Third

73
Offers Made in Middle Third

30
Offers Made in Defensive Third

Offers Made Inside Shape

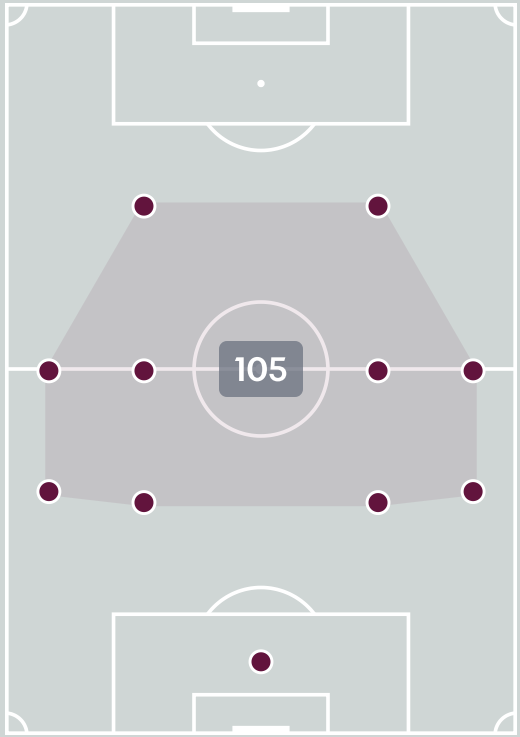

Offers Made Outside Shape

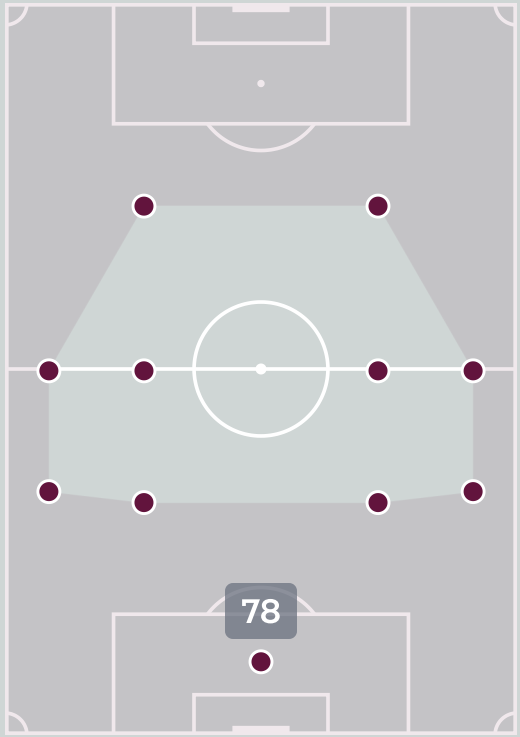

#	Player	Offers Made	Offers Received	% Made & Received
21	XUAN HOA	1	1	100%
2	MINH DUC	10	2	20%
3	MANH CUONG	5	2	40%
4	DANG KHOA	7	3	42.9%
6	QUY VUONG	10	2	20%
8	MINH THUY	2	2	100%
9	DAI NHAN	18	8	44.4%
10	NGUYEN LUC	26	7	26.9%
13	ANH HAO	7	3	42.9%
18	TRI DUNG	11	3	27.3%
20	SY BACH	41	11	26.8%
14	THANH CONG	0	0	0%
15	TRONG PHONG	10	5	50%
16	NGOC SON	1	0	0%
17	DUY KHANG	11	5	45.5%
19	MANH QUAN	23	3	13%

Movement to Receive

Belgium

Movement Types by Phase

Final Third Phase

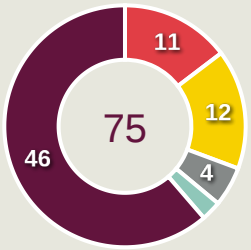

Progression Phase

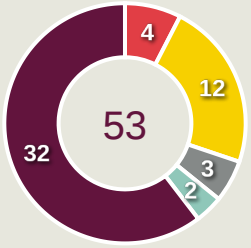

Build Up Phase

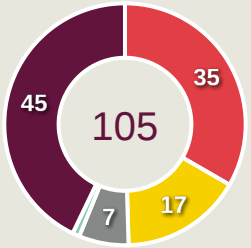

All Movement Types

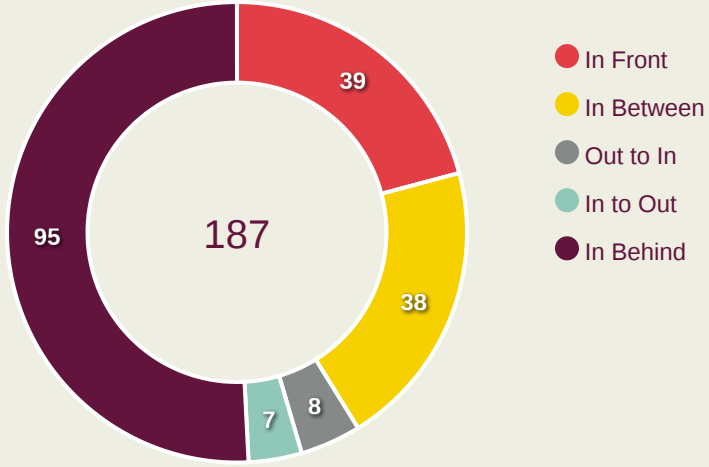

Top Ranked Players

Type	Player	Movements
In Front	10 Jelle DRIESSEN	16
In Between	17 Anthony PHILIPS	8
Out to In	17 Anthony PHILIPS	5
In to Out	8 Xander DIERCKX	2
In Behind	5 Assil SAIDI	18

Movement Types Pitch Third

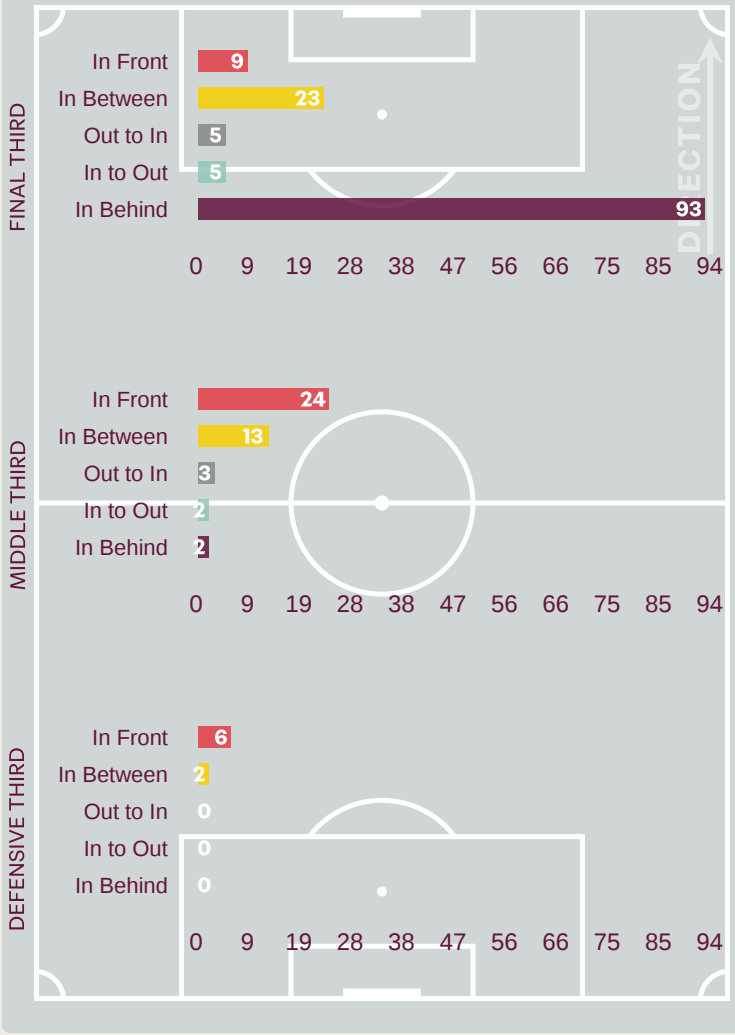

Movement to Receive

Vietnam

Movement Types by Phase

Final Third Phase

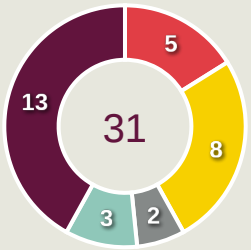

Progression Phase

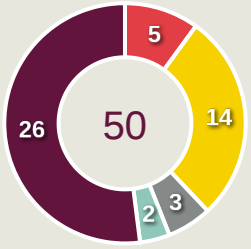

Build Up Phase

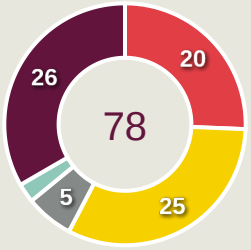

All Movement Types

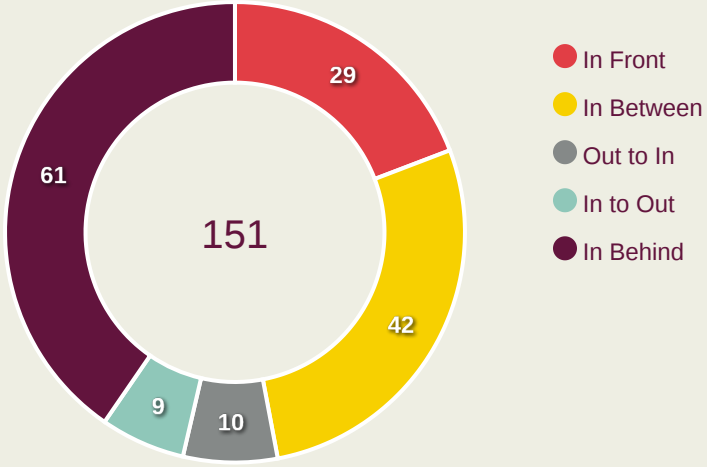

Top Ranked Players

Type	Player	Movements
In Front	6 QUY VUONG	7
In Between	9 DAI NHAN	10
Out to In	20 SY BACH	3
In to Out	10 NGUYEN LUC	4
In Behind	20 SY BACH	24

Movement Types Pitch Third

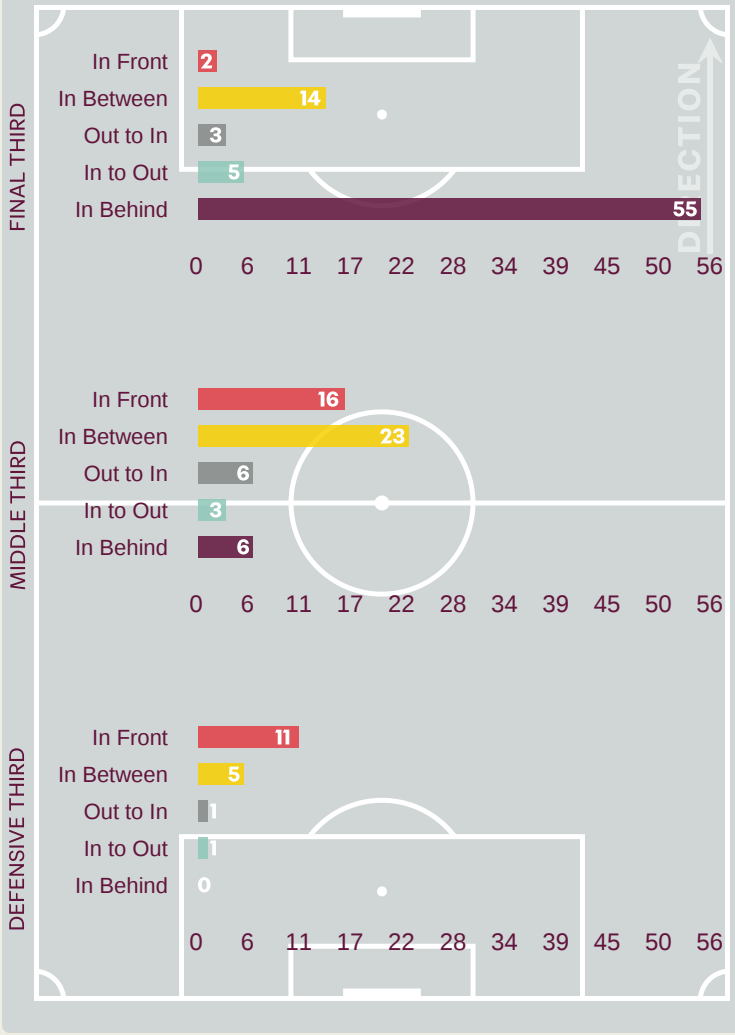

OUT OF POSSESSION

Belgium v Vietnam

Defensive Actions

Belgium

42	44	11	32	3.84
Forced Turnovers	Possession Regained	Interceptions	Tackles	Possession Actions / Defensive Action

Forced Turnovers

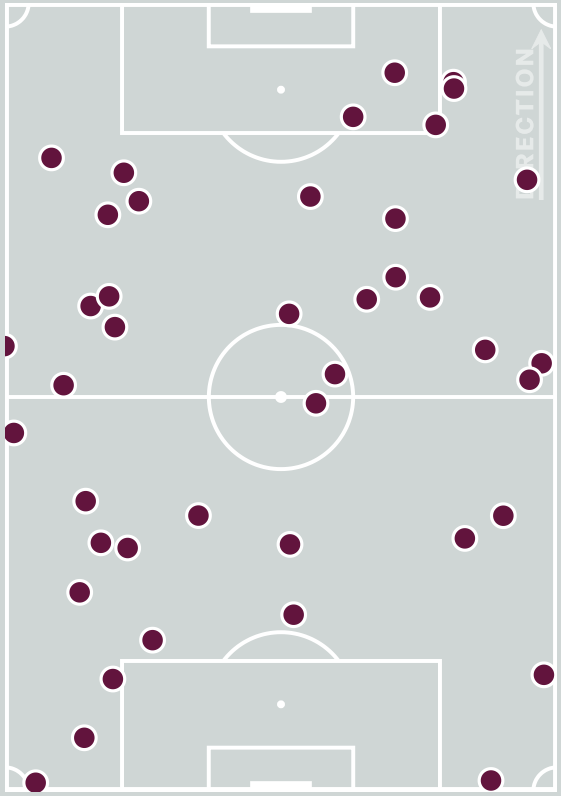

Possession Regain

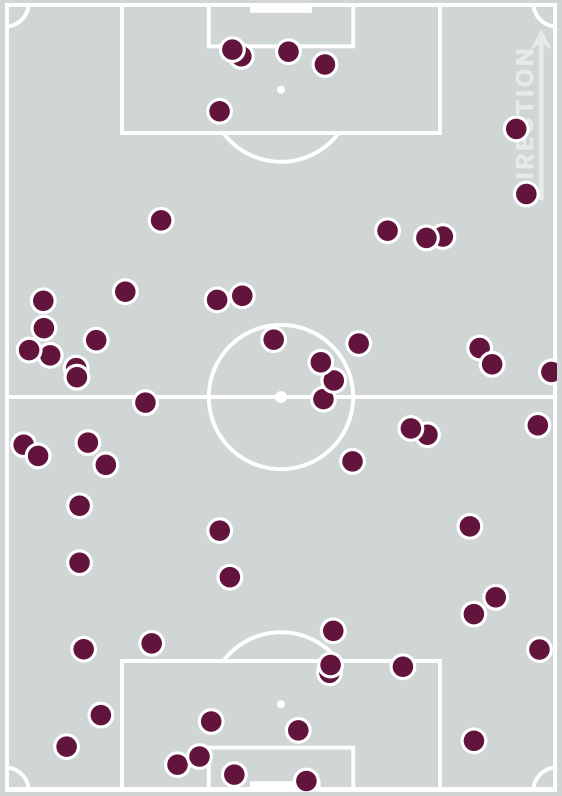

Blocks

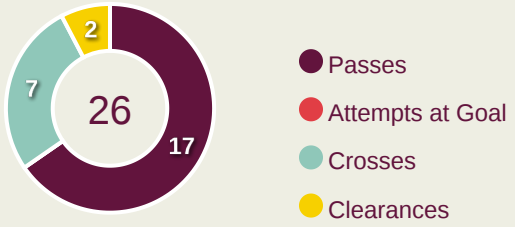

Possession Contests

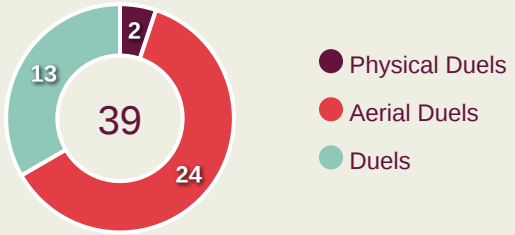

Most Possession Regains

10

Assil SAIDI
LEFT BACK

#	Player	Total Possession Regains
1	Mattis SEGHERS	3
2	Tinus MOORTHAMER	5
3	Elie MBAVU	1
4	Preben BLONDEEL	3
5	Assil SAIDI	10
6	Louie VAN GELDER	5
8	Xander DIERCKX	5
10	Jelle DRIESSEN	0
11	Kiyan ACHAHBAR	3
16	Niels FILIPPO	0
17	Anthony PHILIPS	3
7	Rayan GARCIA	0
9	Ilyas BENKTIB	0
13	Al-Hassan KAMARA	2
14	Leni STROUWEN	3
15	Mamadou BALDE	1

Defensive Actions

Vietnam

27	31	2	47	2.93
Forced Turnovers	Possession Regained	Interceptions	Tackles	Possession Actions / Defensive Action

Forced Turnovers

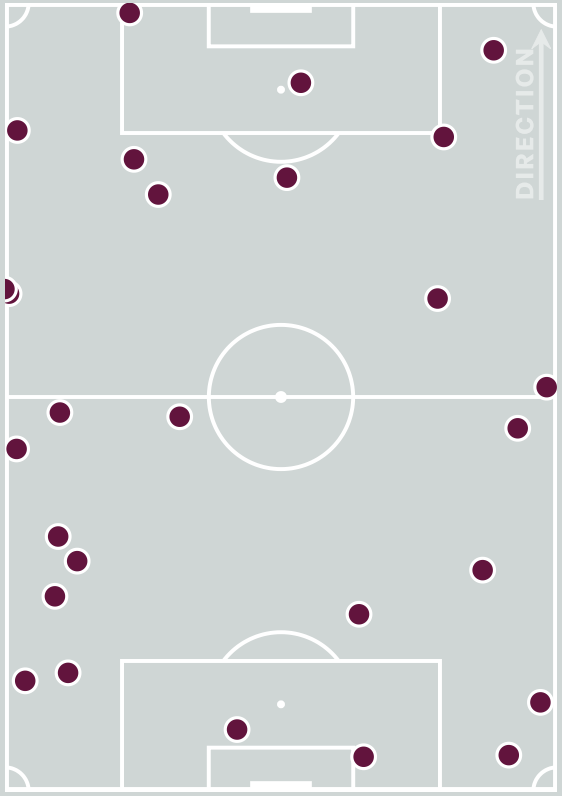

Possession Regain

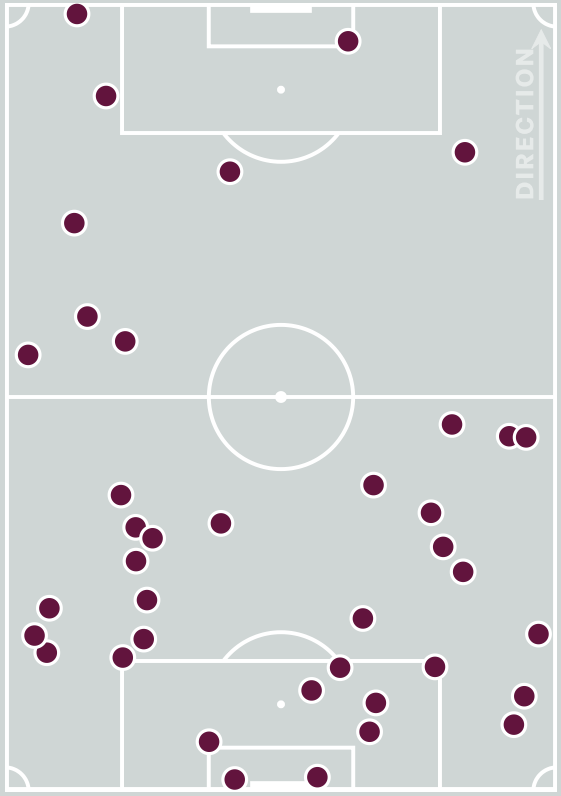

Blocks

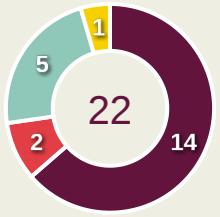

- Passes
- Attempts at Goal
- Crosses
- Clearances

Possession Contests

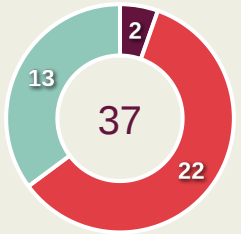

- Physical Duels
- Aerial Duels
- Duels

Most Possession Regains

6

MINH DUC

LEFT BACK

#	Player	Total Possession Regains
21	XUAN HOA	2
2	MINH DUC	6
3	MANH CUONG	1
4	DANG KHOA	1
6	QUY VUONG	3
8	MINH THUY	4
9	DAI NHAN	1
10	NGUYEN LUC	2
13	ANH HAO	6
18	TRI DUNG	1
20	SY BACH	1
14	THANH CONG	0
15	TRONG PHONG	2
16	NGOC SON	0
17	DUY KHANG	1
19	MANH QUAN	0

Defensive Line Height & Team Length

Belgium

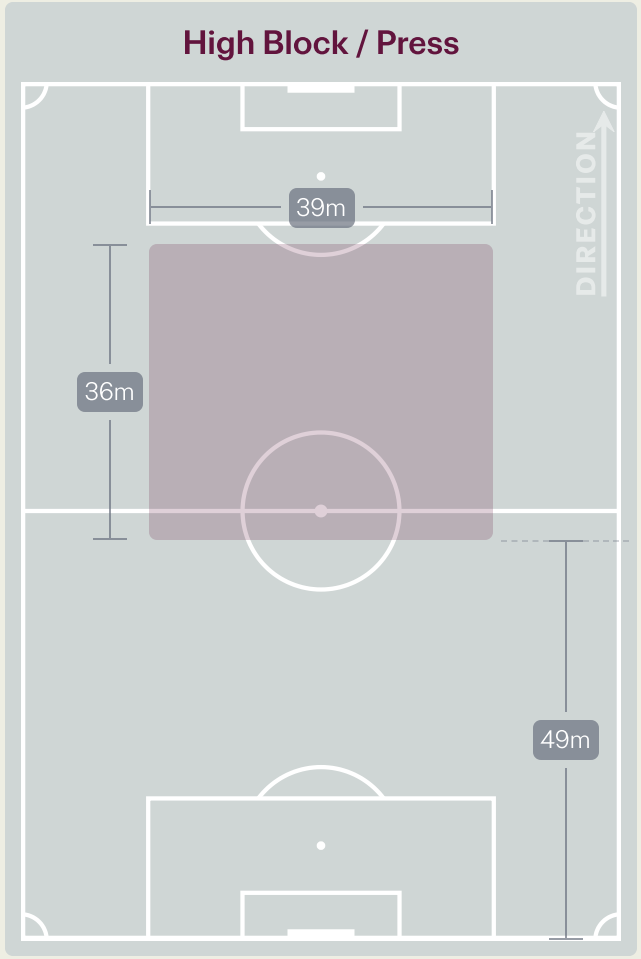

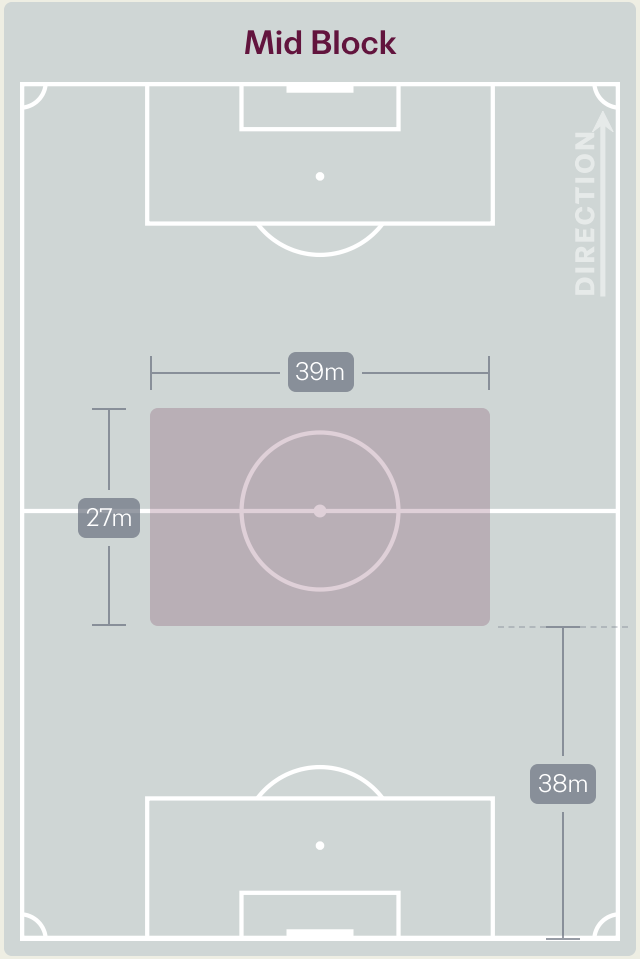

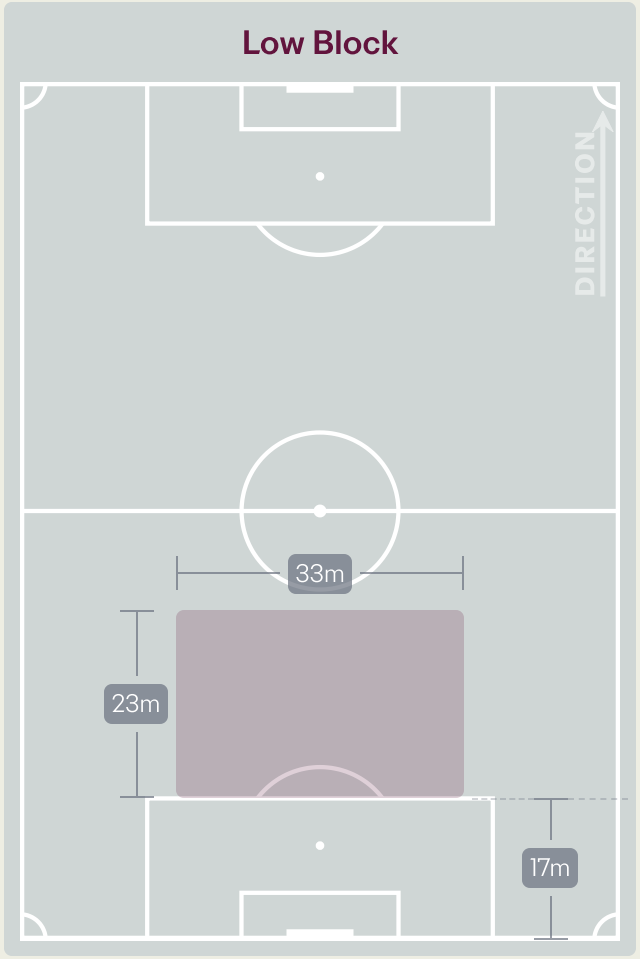

Defensive Line Height & Team Length

Vietnam

High Block / Press

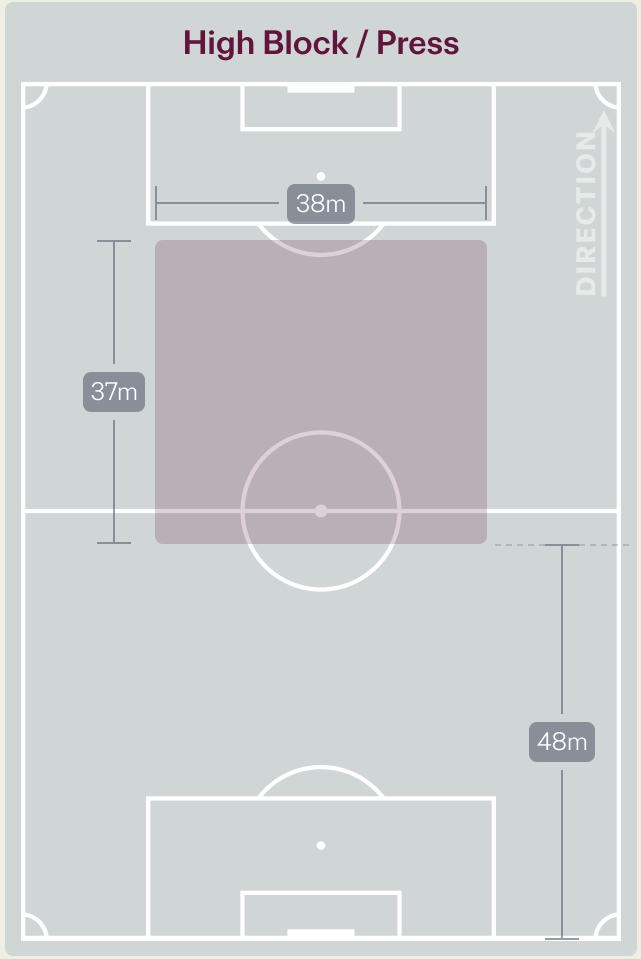

Mid Block

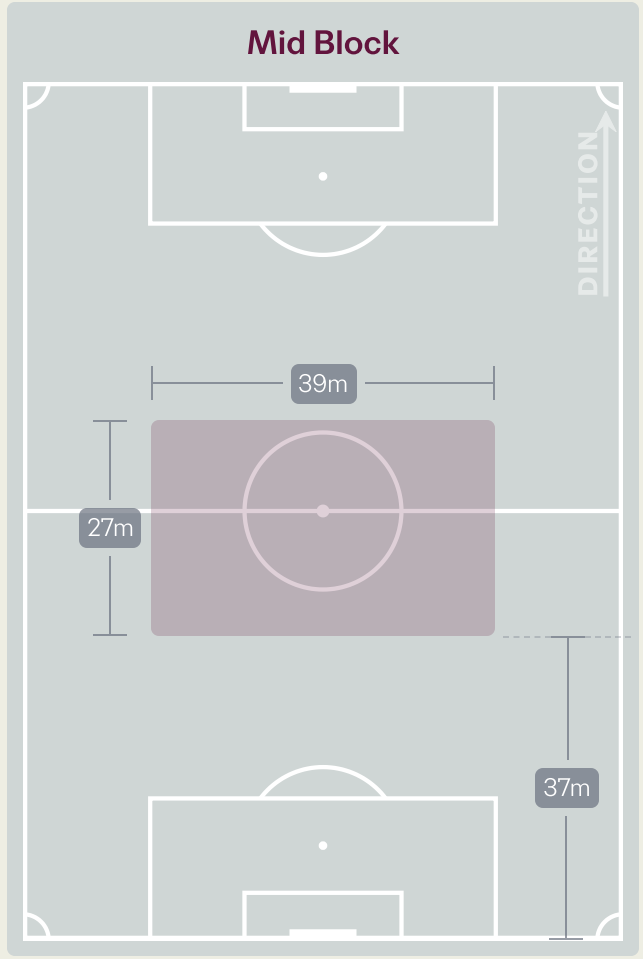

Low Block

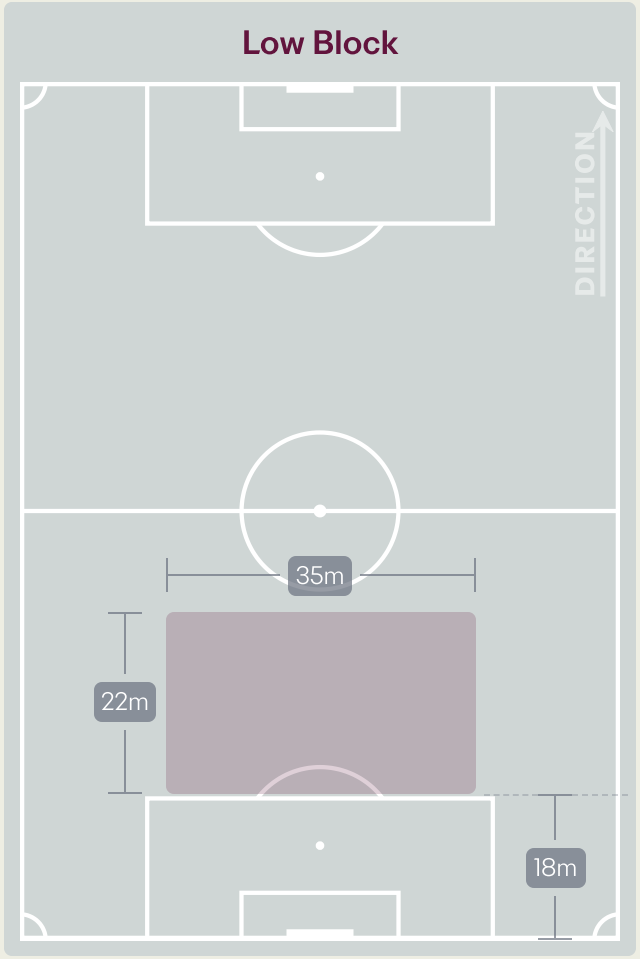

20 November 2026 - Aspire Zone - Pitch 9 - Adel Malalla - 16:00

Defensive Pressure

Belgium

Vietnam

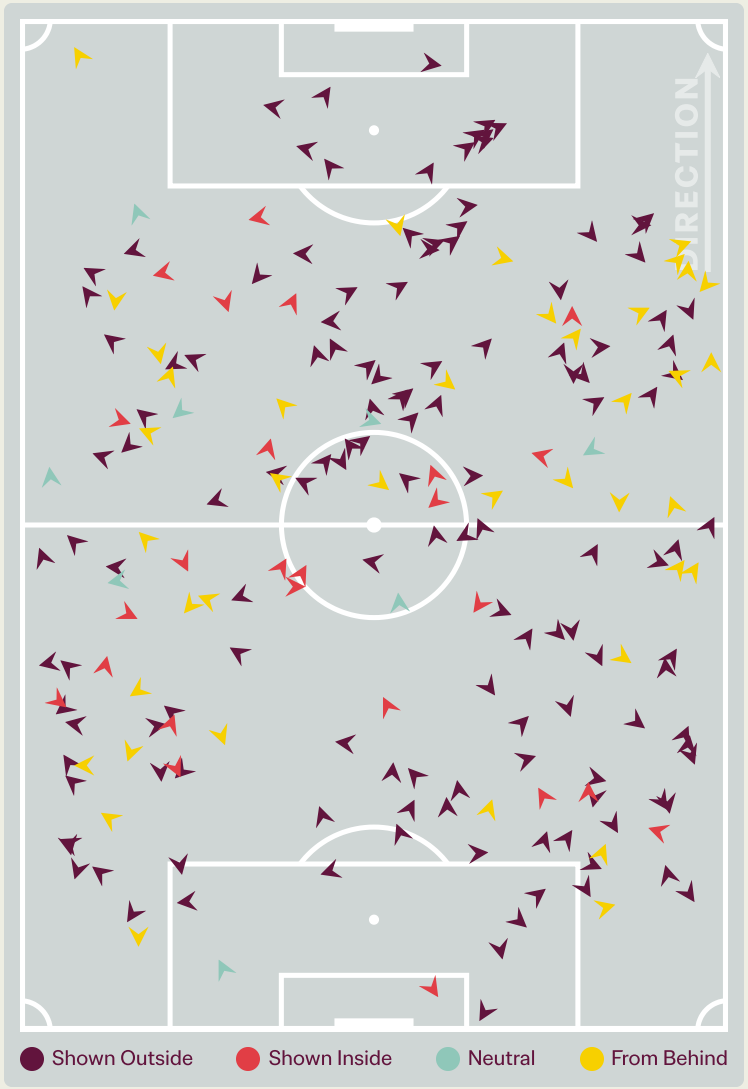

Belgium		Vietnam
210	Total Pressures	222
45	Direct Pressures	51
1.62s	Avg Pressure Duration	1.58s
42	Forced Turnovers	27
14.3s	Ball Recovery Time	14.74s
98	Pushing on into Pressing	92
182	Pushing on	166
25	Pressing Direction Inside	27
137	Pressing Direction Outside	137

Most Direct Pressures

6

Kiyan ACHAHBAR

ATTACKING MIDFIELD LEFT

Most Direct Pressures

10

MINH THUY

RIGHT CENTRE MIDFIELD

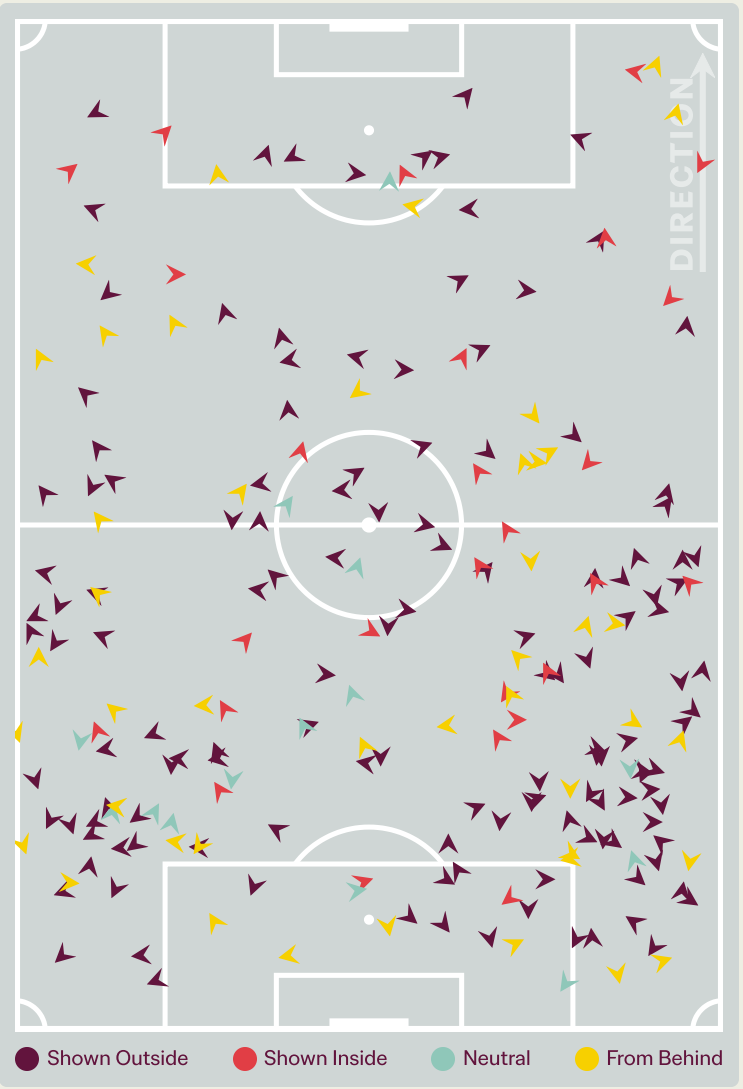

FIFA U17 WORLD CUP QATAR 2026

GOALKEEPING



Belgium v Vietnam

Goalkeeping Involvement

Belgium

Belgium GK Involvement Timeline

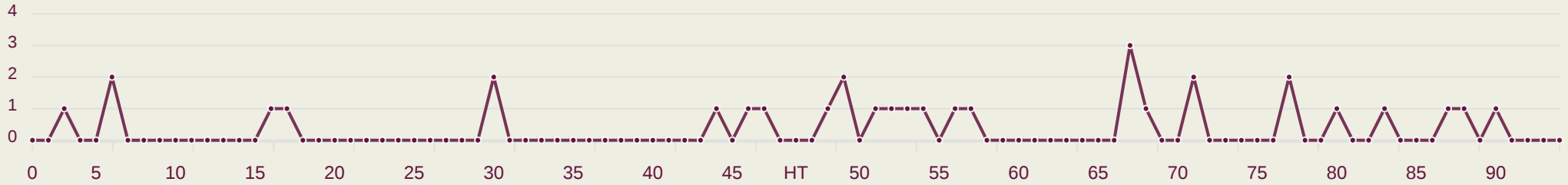

32

Total Involvements

Vietnam

Vietnam GK Involvement Timeline

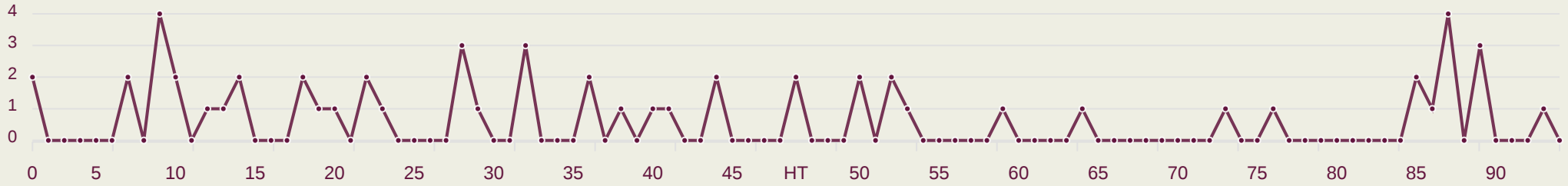

57

Total Involvements

Goalkeeping Distribution

Belgium

Kick from Feet

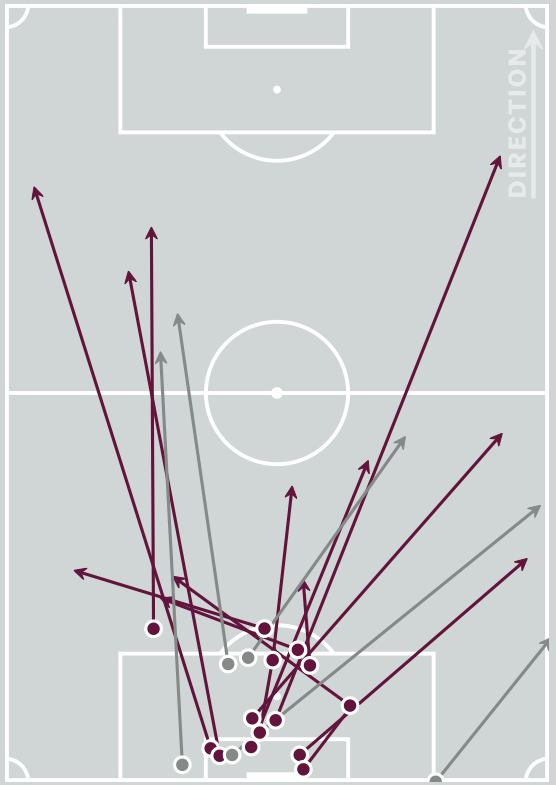

Complete Incomplete

- Play Onto
- Play Into
- Play Around
- Play Through
- Play Beyond
- Other

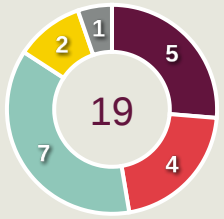

Kick from Hands

Complete Incomplete

- Side Kick
- From Hands
- Drop Kick

0

Throw Distribution

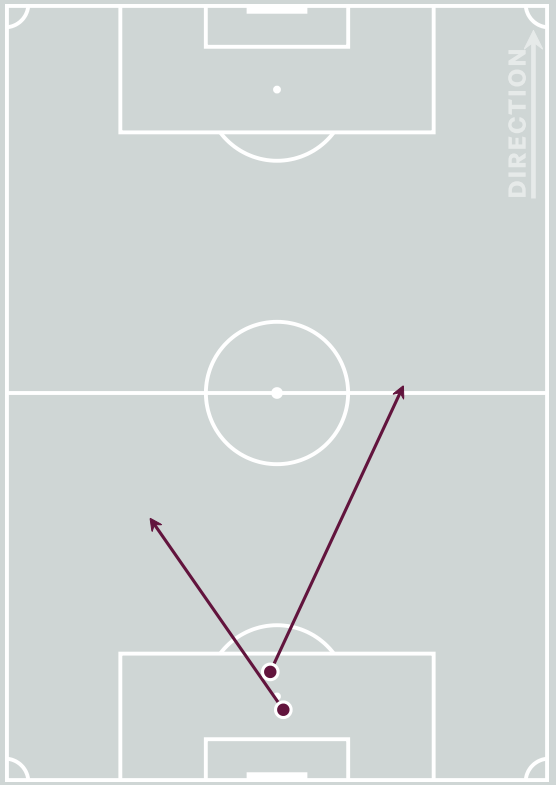

Complete Incomplete

- Over Arm
- Under Arm
- Side Arm
- Chest

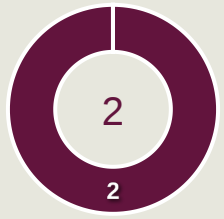

Total Distributions

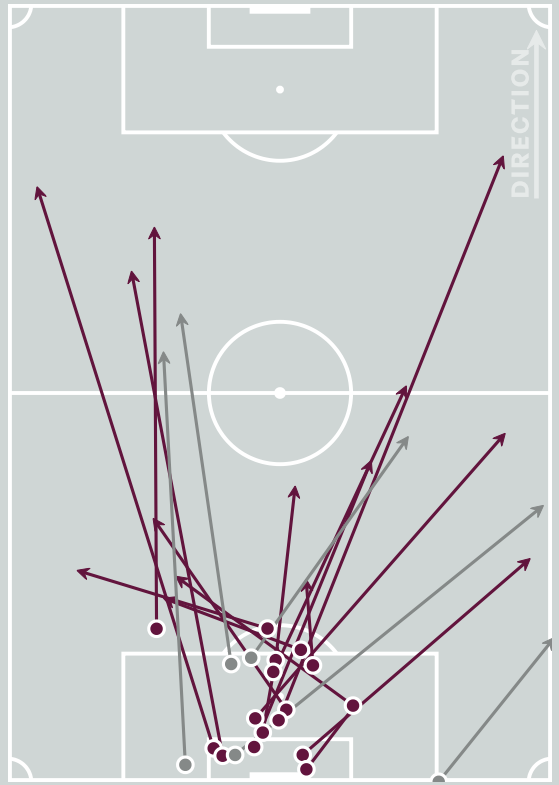

Complete Incomplete

10

Goalkeeper Line Breaks

Goalkeeping Distribution

Vietnam

Kick from Feet

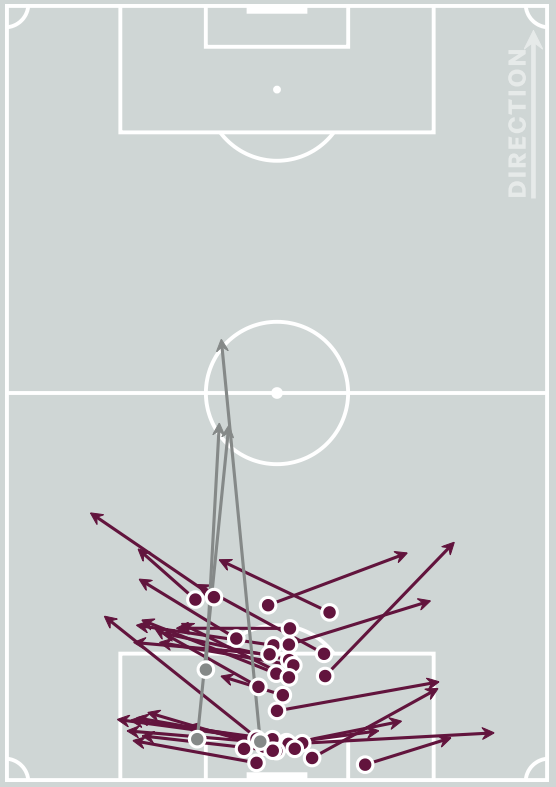

Complete Incomplete

- Play Onto
- Play Into
- Play Around
- Play Through
- Play Beyond
- Other

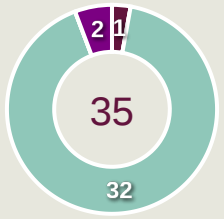

Kick from Hands

Complete Incomplete

- Side Kick
- From Hands
- Drop Kick

0

Throw Distribution

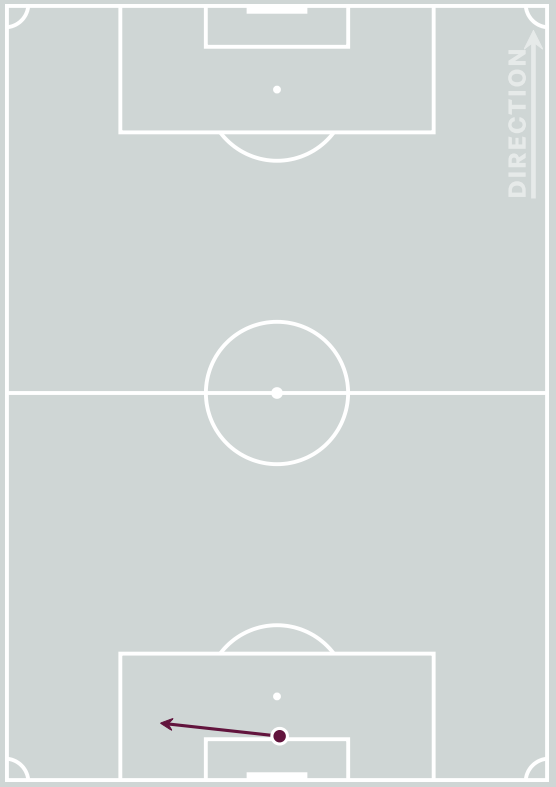

Complete Incomplete

- Over Arm
- Under Arm
- Side Arm
- Chest

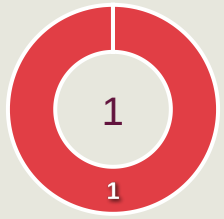

Total Distributions

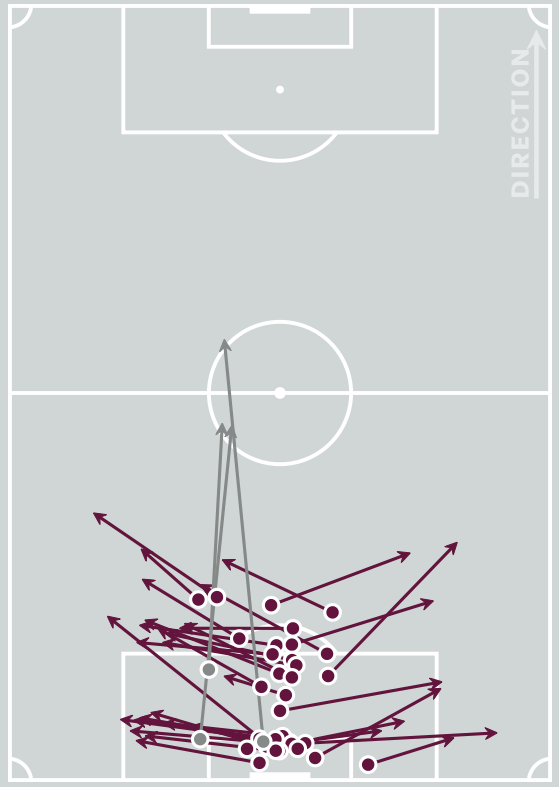

Complete Incomplete

3

Goalkeeper Line Breaks

Goal Prevention

Belgium

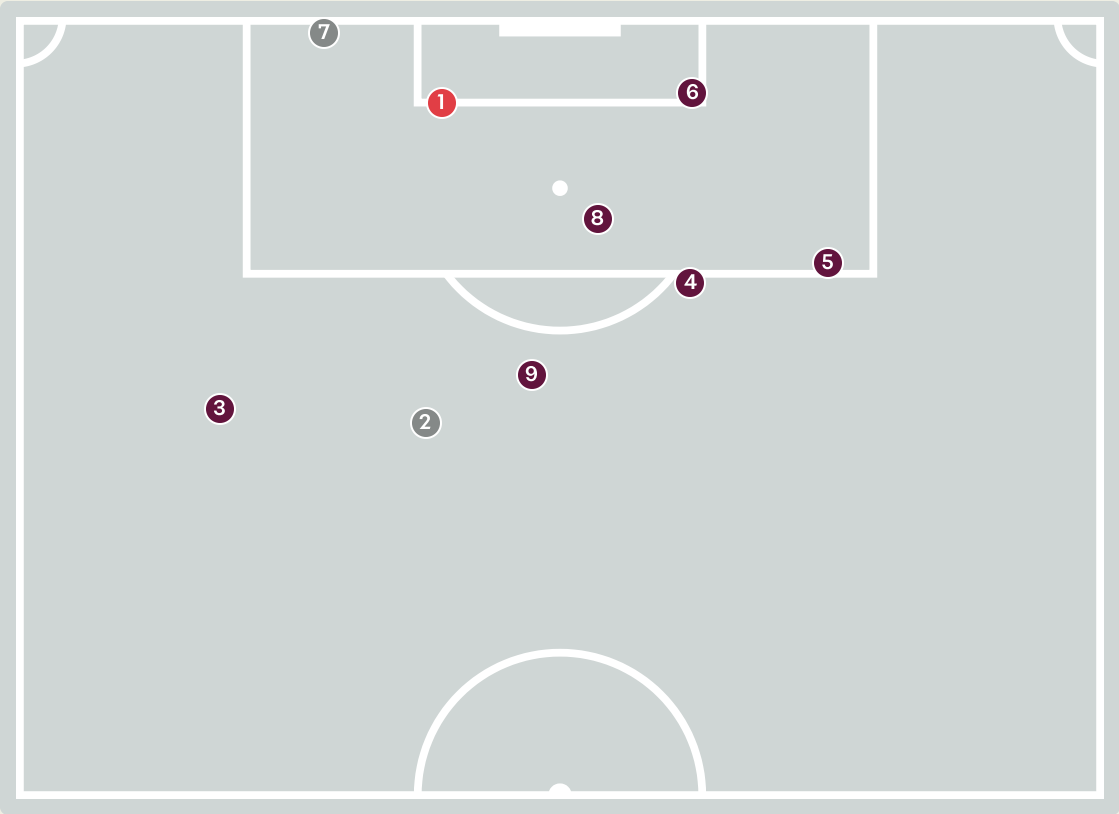

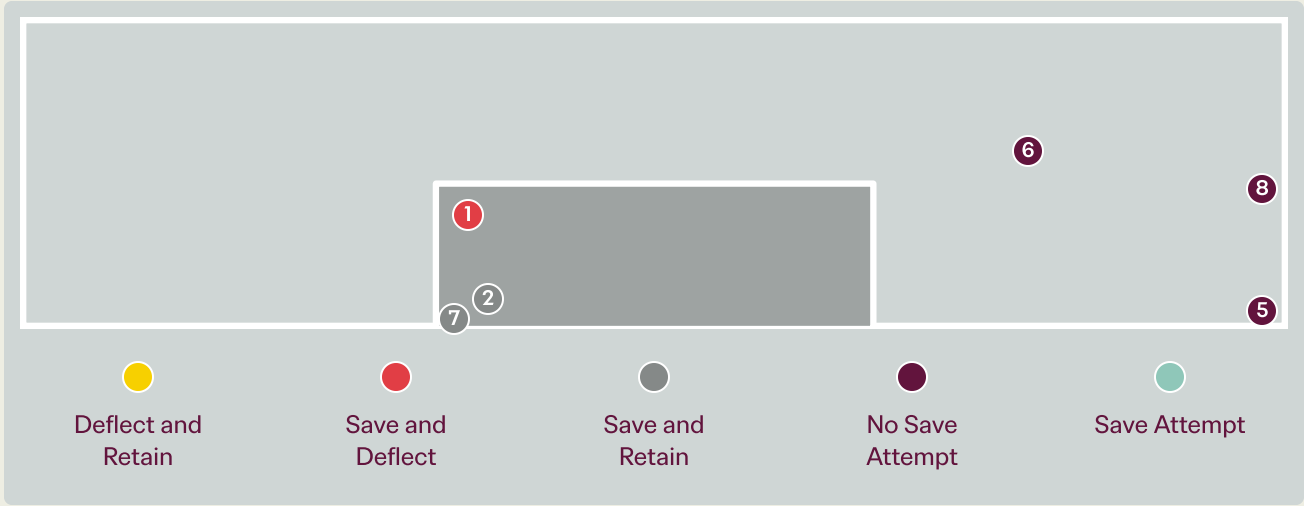

10

Total Attempts on Goal Faced

67

Save %

Intervention Type



Deflect & Retain · Save & Deflect · Save & Retain · No Save Attempt · Save Attempt

Intervention Body Type



Head · Hands · Upper Body · Lower Body · Feet

Total Attempts on Goal Faced	Total Goal Interventions	Save & Retain	Deflect & Retain	Save & Deflect	Save Attempt	No Save Attempt
10	3	2	0	1	1	6

Goal Prevention

Vietnam

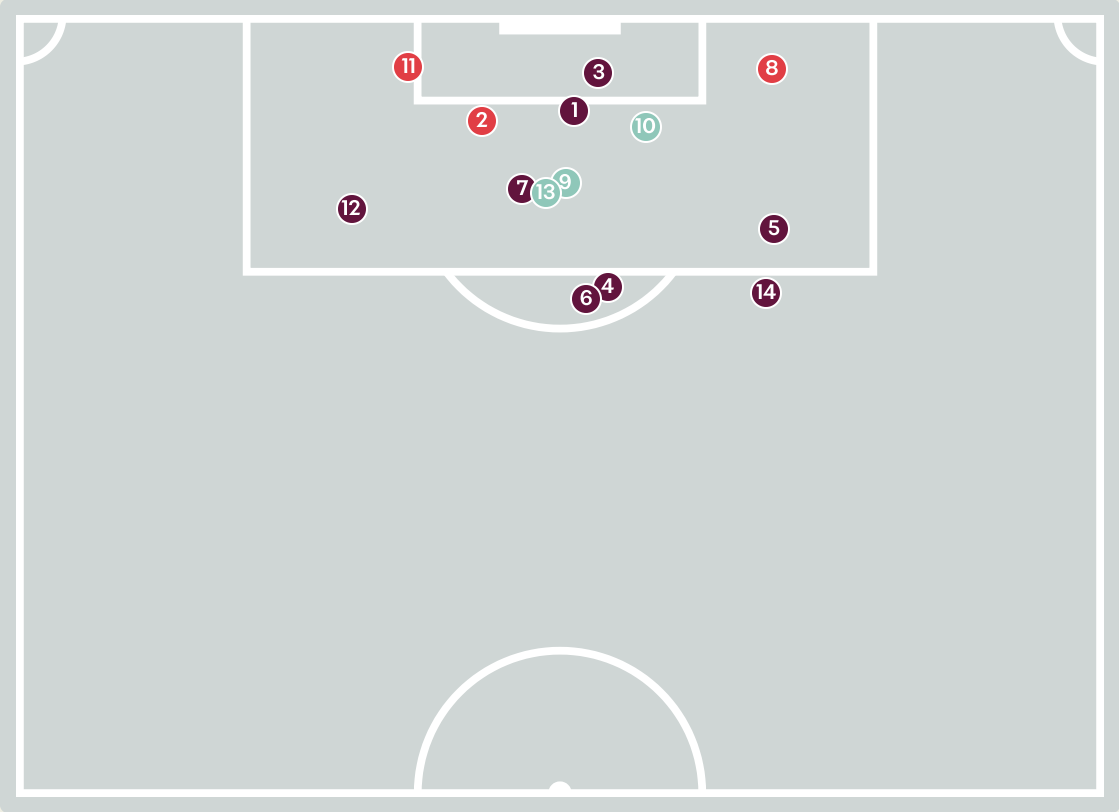

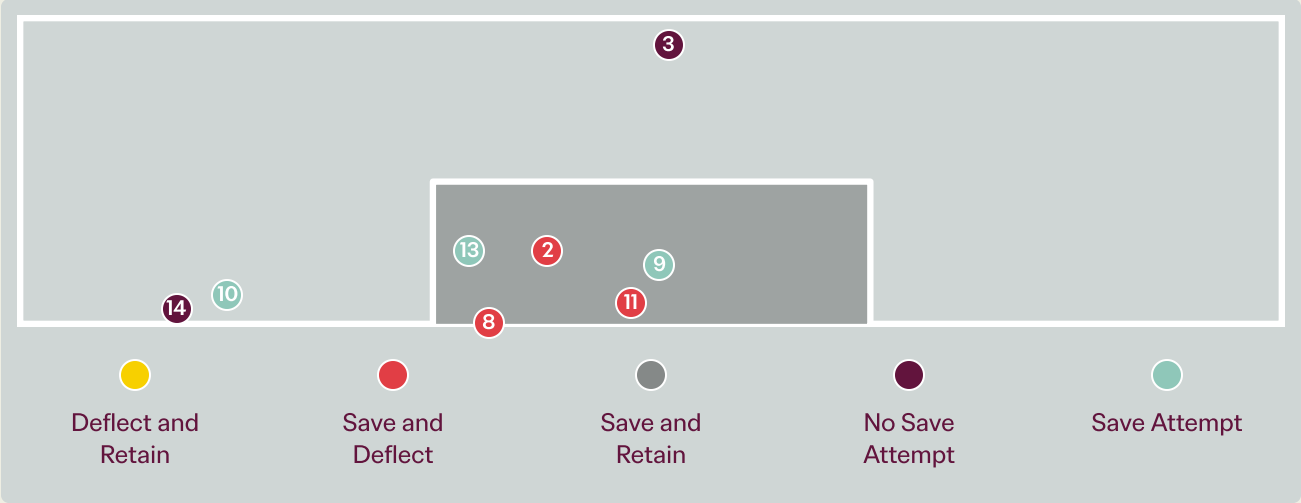

Intervention Type



Intervention Body Type



14

Total Attempts on Goal Faced

40

Save %

Total Attempts on Goal Faced	Total Goal Interventions	Save & Retain	Deflect & Retain	Save & Deflect	Save Attempt	No Save Attempt
14	3	0	0	3	3	8

Aerial Control

Belgium

0
Total Interventions

0
Complete

0
Punches

0
Incomplete

0
Complete

0
Claims

0
Incomplete

0
Complete

0
Tipped/Palmed

0
Incomplete

Crosses Faced

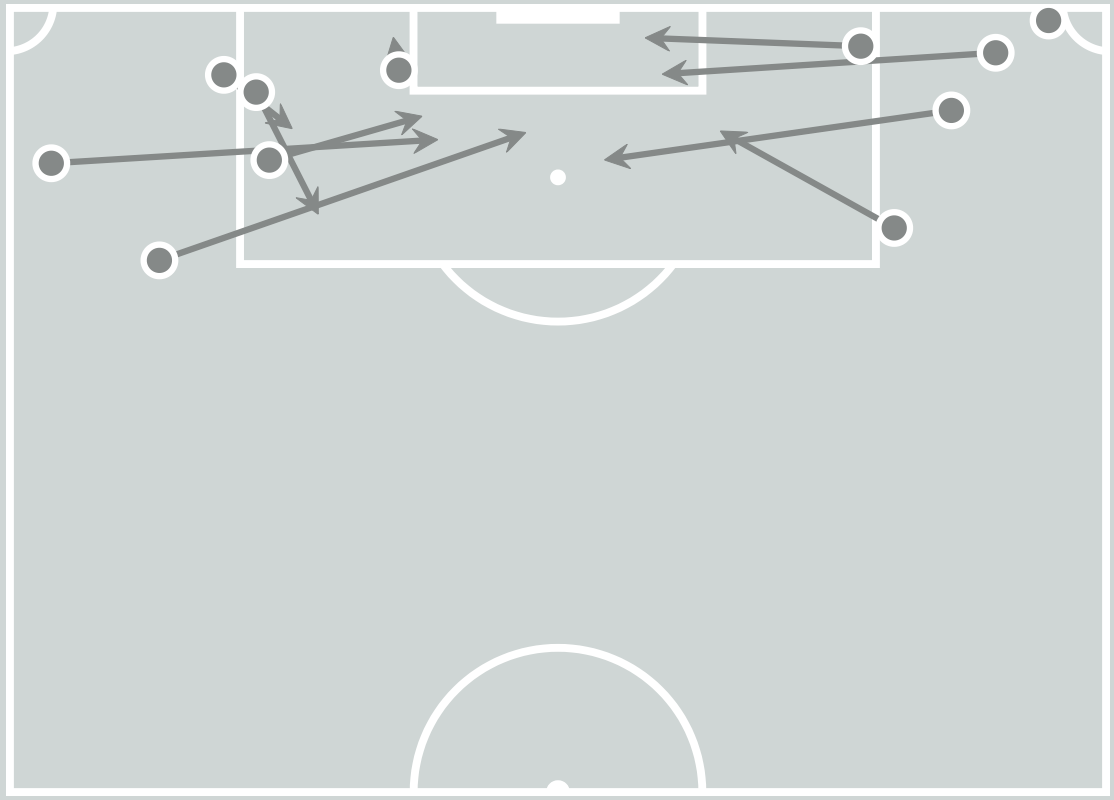

Delivery Types Faced

Total	In Swing	Out Swing	Driven	Lofted	Cutback	Push
20	4	7	5	0	0	4

Aerial Control

Vietnam

3
Total Interventions

1	1	0
Complete	Punches	Incomplete

0	1	0
Complete	Claims	Incomplete

1	1	0
Complete	Tipped/Palmed	Incomplete

Crosses Faced

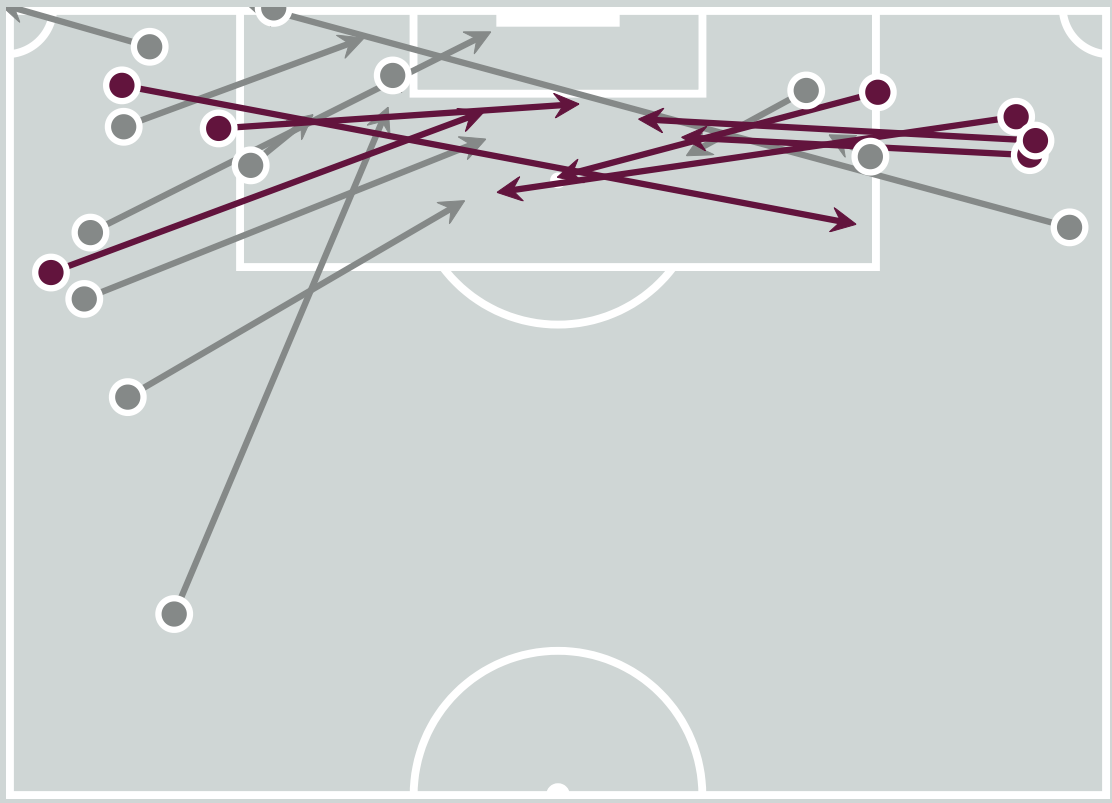

Delivery Types Faced

Total	In Swing	Out Swing	Driven	Lofted	Cutback	Push
27	7	7	4	6	2	1

FIFA U17 WORLD CUP QATAR 2026

SET PLAYS



Belgium v Vietnam

Set Plays

Belgium

28
Total Set Plays

4
Total Free Kicks

0
Total Penalties

11
Total Corners

13
Total Throw Ins

Free Kicks	
Type	**Total**
Direct	3
Direct (on target)	0
Direct (off target)	0
Indirect	1

Corners			
Delivery Type	**From Left Side**	**From Right Side**	**Total**
Direct to Area	5	3	8
Short	2	0	2
Edge of Penalty Area	1	0	1

Corners	
Delivery Style	**Total**
Inswing	4
Outswing	4
Driven	0
Lofted	1

Set Plays

Vietnam

50
Total Set Plays

20
Total Free Kicks

0
Total Penalties

9
Total Corners

21
Total Throw Ins

Free Kicks	
Type	**Total**
Direct	17
Direct (on target)	0
Direct (off target)	1
Indirect	3

Corners			
Delivery Type	**From Left Side**	**From Right Side**	**Total**
Direct to Area	3	6	9
Short	0	0	0
Edge of Penalty Area	0	0	0

Corners	
Delivery Style	**Total**
Inswing	3
Outswing	6
Driven	0
Lofted	0

INDIVIDUAL DATA IN POSSESSION

Belgium v Vietnam

In Possession - Distributions

Belgium



#	Player	Passes Attempted	Passes Completed	Pass Completion %	Switches of Play	Crosses Attempted	Crosses Completed	Line Breaks Attempted	Line Breaks Completed	Line Break Completion %	Ball Progressions	Take Ons	Step Ins	Attempts at Goal	Goals
1	Mattis SEGHERS	21	16	76%	0	0	0	10	7	70%	0	0	0	0	0
2	Tinus MOORTHAMER	34	29	85%	0	3	1	9	6	67%	5	5	0	2	1
3	Elie MBAVU	29	27	93%	1	0	0	2	2	100%	1	1	0	1	0
4	Preben BLONDEEL	71	66	93%	2	6	3	21	18	86%	2	1	1	0	0
5	Assil SAIDI	47	41	87%	0	1	0	5	4	80%	1	1	0	0	0
6	Louie VAN GELDER	47	40	85%	0	0	0	9	7	78%	0	0	0	2	0
8	Xander DIERCKX	50	45	90%	0	3	1	17	13	76%	2	2	0	0	0
10	Jelle DRIESSEN	33	31	94%	1	9	2	13	11	85%	4	3	1	3	0
11	Kiyan ACHAHBAR	39	35	90%	0	5	1	9	6	67%	15	13	2	2	1
16	Niels FILIPPO	9	6	67%	0	0	0	2	1	50%	1	1	0	2	0
17	Anthony PHILIPS	35	29	83%	0	0	0	5	5	100%	2	2	0	1	1
7	Rayan GARCIA	0	0	0%	0	0	0	0	0	0%	0	0	0	0	0
9	Ilyas BENKTIB	3	3	100%	0	0	0	0	0	0%	0	0	0	0	0
13	Al-Hassan KAMARA	2	2	100%	0	0	0	1	0	0%	1	1	0	0	0
14	Leni STROUWEN	20	19	95%	0	0	0	2	1	50%	0	0	0	0	0
15	Mamadou BALDE	4	3	75%	0	0	0	1	0	0%	0	0	0	1	0

In Possession - Offers & Receptions

Belgium

			Offer movement types						
#	Player	Total Offers	In Front	In Between	Out to In	In to Out	In Behind	No Movement	Offers Received
1	Mattis SEGHERS	4	0	0	0	0	0	4	4
2	Tinus MOORTHAMER	15	2	0	0	0	12	1	6
3	Elie MBAVU	3	0	0	0	0	0	3	2
4	Preben BLONDEEL	10	2	0	0	0	2	6	4
5	Assil SAIDI	30	3	3	2	1	18	3	6
6	Louie VAN GELDER	9	6	2	0	0	0	1	5
8	Xander DIERCKX	15	2	4	0	2	5	2	5
10	Jelle DRIESSEN	32	16	6	0	0	9	1	14
11	Kiyan ACHAHBAR	30	3	6	1	0	13	7	19
16	Niels FILIPPO	24	1	7	0	1	15	0	4
17	Anthony PHILIPS	36	2	8	5	1	16	4	10
7	Rayan GARCIA	0	0	0	0	0	0	0	0
9	Ilyas BENKTIB	5	0	1	0	1	3	0	0
13	Al-Hassan KAMARA	4	0	1	0	1	2	0	0
14	Leni STROUWEN	9	2	0	0	0	0	7	7
15	Mamadou BALDE	1	0	0	0	0	0	1	1

In Possession - Distributions

Vietnam



#	Player	Passes Attempted	Passes Completed	Pass Completion %	Switches of Play	Crosses Attempted	Crosses Completed	Line Breaks Attempted	Line Breaks Completed	Line Break Completion %	Ball Progressions	Take Ons	Step Ins	Attempts at Goal	Goals
21	XUAN HOA	36	33	92%	0	0	0	3	0	0%	0	0	0	0	0
2	MINH DUC	39	33	85%	0	2	0	7	6	86%	4	4	0	0	0
3	MANH CUONG	60	48	80%	0	1	0	21	13	62%	1	0	1	0	0
4	DANG KHOA	45	43	96%	0	0	0	9	7	78%	1	0	1	0	0
6	QUY VUONG	15	12	80%	1	0	0	1	1	100%	0	0	0	0	0
8	MINH THUY	35	30	86%	0	6	2	8	6	75%	1	0	1	0	0
9	DAI NHAN	11	11	100%	0	0	0	1	1	100%	0	0	0	1	0
10	NGUYEN LUC	43	34	79%	2	5	1	15	10	67%	8	8	0	3	1
13	ANH HAO	29	18	62%	0	0	0	14	8	57%	3	2	1	1	0
18	TRI DUNG	6	6	100%	0	0	0	0	0	0%	0	0	0	0	0
20	SY BACH	15	9	60%	0	3	0	3	0	0%	7	7	0	2	1
14	THANH CONG	4	3	75%	0	0	0	0	0	0%	0	0	0	0	0
15	TRONG PHONG	28	27	96%	0	0	0	4	3	75%	1	1	0	0	0
16	NGOC SON	5	3	60%	0	0	0	2	1	50%	0	0	0	0	0
17	DUY KHANG	12	8	67%	0	3	1	4	2	50%	2	1	1	1	0
19	MANH QUAN	3	3	100%	0	0	0	0	0	0%	0	0	0	1	0

In Possession - Offers & Receptions

Vietnam

			Offer movement types						
#	Player	Total Offers	In Front	In Between	Out to In	In to Out	In Behind	No Movement	Offers Received
21	XUAN HOA	1	0	0	0	0	0	1	1
2	MINH DUC	10	4	0	0	0	4	2	2
3	MANH CUONG	5	0	0	0	0	3	2	2
4	DANG KHOA	7	3	0	0	0	0	4	3
6	QUY VUONG	10	7	3	0	0	0	0	2
8	MINH THUY	2	0	2	0	0	0	0	2
9	DAI NHAN	18	0	10	2	0	5	1	8
10	NGUYEN LUC	26	4	3	2	4	4	9	7
13	ANH HAO	7	1	2	0	0	3	1	3
18	TRI DUNG	11	1	2	2	0	5	1	3
20	SY BACH	41	0	4	3	2	24	8	11
14	THANH CONG	0	0	0	0	0	0	0	0
15	TRONG PHONG	10	7	2	0	0	0	1	5
16	NGOC SON	1	0	0	0	0	1	0	0
17	DUY KHANG	11	2	4	0	1	4	0	5
19	MANH QUAN	23	0	10	1	2	8	2	3

INDIVIDUAL DATA
OUT OF POSSESSION

Belgium v Vietnam

Out of Possession

Belgium

#	Player	Tackles Made / Won	Blocks	Interceptions	Pressing Direct	Pressing Indirect	Duels Won - Aerial	Duels Won - Physical	Possession Contests won	Clearances	Loose Ball Receptions	Pushing On	Pushing On into Pressing	Possession Regains	Possession Interrupted
1	Mattis SEGHERS	0 / 0	0	0	0	0	0	0	0	0	0	0	0	3	0
2	Tinus MOORTHAMER	5 / 2	2	1	5	7	1	0	2	4	3	14	6	5	4
3	Elie MBAVU	0 / 0	1	0	1	0	1	0	1	3	1	5	0	1	3
4	Preben BLONDEEL	2 / 0	5	0	3	6	1	0	2	4	12	6	3	3	4
5	Assil SAIDI	2 / 1	4	4	4	13	0	0	0	2	8	24	9	10	2
6	Louie VAN GELDER	2 / 2	3	2	5	15	0	0	2	2	11	14	2	5	2
8	Xander DIERCKX	5 / 0	2	2	4	10	1	0	1	4	6	7	2	5	5
10	Jelle DRIESSEN	0 / 0	1	1	1	8	2	0	2	1	4	4	2	0	1
11	Kiyan ACHAHBAR	6 / 2	4	0	6	19	1	0	1	1	5	18	15	3	3
16	Niels FILIPPO	0 / 0	1	0	3	34	2	0	2	0	2	36	31	0	1
17	Anthony PHILIPS	7 / 1	3	0	6	24	2	0	2	1	8	16	7	3	5
7	Rayan GARCIA	0 / 0	0	0	0	1	0	0	0	0	0	1	1	0	0
9	Ilyas BENKTIB	0 / 0	0	0	1	12	1	0	2	0	1	10	8	0	0
13	Al-Hassan KAMARA	2 / 1	0	0	5	10	2	0	2	0	0	9	7	2	1
14	Leni STROUWEN	0 / 0	2	1	0	1	1	1	2	3	1	11	1	3	2
15	Mamadou BALDE	1 / 0	3	0	1	5	0	0	0	2	1	7	4	1	0

Out of Possession

Vietnam



#	Player	Tackles Made / Won	Blocks	Interceptions	Pressing Direct	Pressing Indirect	Duels Won - Aerial	Duels Won - Physical	Possession Contests won	Clearances	Loose Ball Receptions	Pushing On	Pushing On into Pressing	Possession Regains	Possession Interrupted
21	XUAN HOA	0 / 0	0	0	0	0	0	0	0	0	0	0	0	2	0
2	MINH DUC	4 / 1	2	0	4	6	2	0	3	9	3	24	4	6	6
3	MANH CUONG	1 / 0	3	0	4	3	0	0	0	4	1	8	4	1	4
4	DANG KHOA	3 / 0	1	0	1	8	1	0	1	3	1	8	3	1	1
6	QUY VUONG	5 / 1	2	0	5	9	1	0	1	3	2	14	7	3	3
8	MINH THUY	9 / 1	1	1	10	21	1	0	1	0	5	13	11	4	1
9	DAI NHAN	0 / 0	1	0	1	28	0	0	1	1	2	25	16	1	2
10	NGUYEN LUC	4 / 1	2	0	4	14	0	1	4	0	9	10	5	2	2
13	ANH HAO	9 / 3	2	1	6	16	0	0	0	1	7	4	2	6	4
18	TRI DUNG	3 / 0	2	0	3	22	0	0	0	3	1	15	14	1	5
20	SY BACH	3 / 0	5	0	6	24	1	0	2	1	4	21	11	1	2
14	THANH CONG	0 / 0	0	0	0	0	0	0	0	0	0	0	0	0	0
15	TRONG PHONG	1 / 0	3	0	2	2	1	0	2	1	4	3	1	2	4
16	NGOC SON	2 / 0	0	0	2	4	0	0	1	0	1	3	3	0	0
17	DUY KHANG	3 / 0	0	0	2	3	0	0	0	0	4	8	3	1	1
19	MANH QUAN	0 / 0	0	0	1	11	0	0	0	1	0	10	8	0	1

INDIVIDUAL DATA PHYSICAL



Belgium v Vietnam

Physical Data

Belgium



#	Player	Total Distance (m)	Zone 1: 0-7 km/h (m)	Zone 2: 7-15 km/h (m)	Zone 3: 15-20 km/h (m)	Zone 4: 20-25 km/h (m)	Zone 5: 25+ km/h (m)	High Speed Runs (Zone 3)	Sprints (Zone 4 & 5)	Top Speed (km/h)
1	Mattis SEGHERS	4927.3	3551.7	1212.2	144.7	14.4	4.2	16.0	1.0	25.5
2	Tinus MOORTHAMER	8005.7	2902.2	3706.9	936.5	250.3	209.8	79.0	21.0	33.3
3	Elie MBAVU	4411.2	2013.6	1894.2	429.8	73.6	0	39.0	5.0	22.6
4	Preben BLONDEEL	9352.2	3683.3	4379.7	879.7	322.2	87.3	89.0	24.0	34.2
5	Assil SAIDI	10697.4	3565.6	4719.8	1463.3	687.1	261.5	127.0	49.0	31.6
6	Louie VAN GELDER	10216.5	3880.5	4995.3	1018.8	227.6	94.4	96.0	16.0	31.3
8	Xander DIERCKX	10346.7	3586.5	4687.9	1454.6	505.9	111.9	138.0	34.0	30.1
10	Jelle DRIESSEN	7318.0	2197.3	3867.7	962.9	230.9	59.2	82.0	18.0	29.5
11	Kiyan ACHAHBAR	9031.2	4244.3	3268.6	999.1	453.8	65.4	91.0	37.0	33.1
16	Niels FILIPPO	8099.5	2948.0	3570.2	1041.8	392.3	147.1	85.0	34.0	28.8
17	Anthony PHILIPS	10450.8	3541.4	4816.4	1473.5	477.7	141.8	134.0	45.0	33.6
7	Rayan GARCIA	222.8	52.3	132.3	25.1	7.9	5.1	2.0	1.0	25.8
9	Ilyas BENKTIB	2331.6	657.4	1148.8	408.7	96.1	20.6	36.0	7.0	26.9
13	Al-Hassan KAMARA	3426.3	1181.9	1434.5	487.0	277.1	45.8	46.0	21.0	29.0
14	Leni STROUWEN	4675.5	1772.1	2261.9	459.7	129.0	52.7	39.0	9.0	31.8
15	Mamadou BALDE	2048.2	700.0	984.7	252.0	96.9	14.6	25.0	8.0	27.3

Physical Data

Vietnam



#	Player	Total Distance (m)	Zone 1: 0-7 km/h (m)	Zone 2: 7-15 km/h (m)	Zone 3: 15-20 km/h (m)	Zone 4: 20-25 km/h (m)	Zone 5: 25+ km/h (m)	High Speed Runs (Zone 3)	Sprints (Zone 4 & 5)	Top Speed (km/h)
21	XUAN HOA	4424.6	3486.6	864.5	63.5	9.9	0	4.0	0	21.9
2	MINH DUC	10413.4	3682.5	4898.5	1360.4	330.1	141.8	114.0	29.0	30.9
3	MANH CUONG	9888.8	3736.5	4734.9	1107.3	224.7	85.4	91.0	16.0	33.8
4	DANG KHOA	9044.7	3862.9	4017.0	831.2	252.7	80.8	73.0	19.0	28.2
6	QUY VUONG	7170.8	2838.9	3499.6	704.3	117.3	10.6	67.0	10.0	26.3
8	MINH THUY	11054.0	3769.8	5142.1	1656.7	382.8	102.5	139.0	26.0	30.2
9	DAI NHAN	7137.6	2781.5	3353.5	631.0	308.9	62.7	68.0	22.0	28.4
10	NGUYEN LUC	9338.7	3816.5	4119.6	754.7	394.9	253.0	74.0	32.0	32.2
13	ANH HAO	9528.1	4046.8	3965.6	965.6	468.4	81.7	93.0	34.0	29.0
18	TRI DUNG	5322.9	1783.8	2506.7	644.6	293.5	94.2	59.0	20.0	30.0
20	SY BACH	9765.8	3225.0	4399.2	1460.6	523.0	158.1	127.0	43.0	32.1
14	THANH CONG	241.8	69.7	108.4	32.4	23.3	8.0	4.0	2.0	26.1
15	TRONG PHONG	5109.5	1668.2	2640.4	663.3	130.2	7.3	61.0	10.0	25.4
16	NGOC SON	1116.5	225.3	460.6	343.2	83.4	3.9	31.0	7.0	25.3
17	DUY KHANG	3346.6	1151.4	1458.4	532.2	172.3	32.2	45.0	14.0	28.0
19	MANH QUAN	3003.7	1139.8	1261.9	369.8	139.8	92.5	34.0	13.0	28.1


FIFA
U17
WORLD CUP
QATAR 2026