FIFA U17 WORLD CUP QATAR 2026

POST MATCH SUMMARY REPORT

Mali 3 - 0 New Zealand

Group G - Match 13
20 November 2026
16:30 Kick Off
Aspire Zone - Pitch 1 - Mohammed Ghanim

20 November 2026 - Aspire Zone - Pitch 1 - Mohammed Ghanim - 16:30

Match Summary - Teams

Mali

3 — 0

New Zealand

STARTING

1	GK	Abdoul COULIBALY	
4	DF	Cheickna COULIBALY	
5	DF	Makan SACKO	⚽ 54'
6	MF	Lassana DIAWARA	
9	FW	Yaya NIANG	⬇ 89'
10	MF	Ismail KAMISSOKO	⬇ 89'
12	DF	Youssouf SYLLA	
13	FW	Issiaka KONE	⬇ 71'
14	MF	Halidou MAIGA	⚽ 11' ⚽ 50'
20	FW	Djigui KOITA	⬇ 71'
21	DF	Moussa DIANESSI	🟨 40'

SUBSTITUTES

16	GK	Moulaye COULIBALY	
18	GK	Bocar DIARRA	
2	DF	Mamadou BAH	
3	MF	Lassina COULIBALY	
7	FW	Cheick COULIBALY	⬆ 71'
8	MF	Mamadou CAMARA	⬆ 89'
11	FW	Aboubacar KEITA	⬆ 71'
15	DF	Salia DIARRA	
17	FW	Sanaba KEITA	⬆ 89'
19	FW	Alhousseini MAIGA	

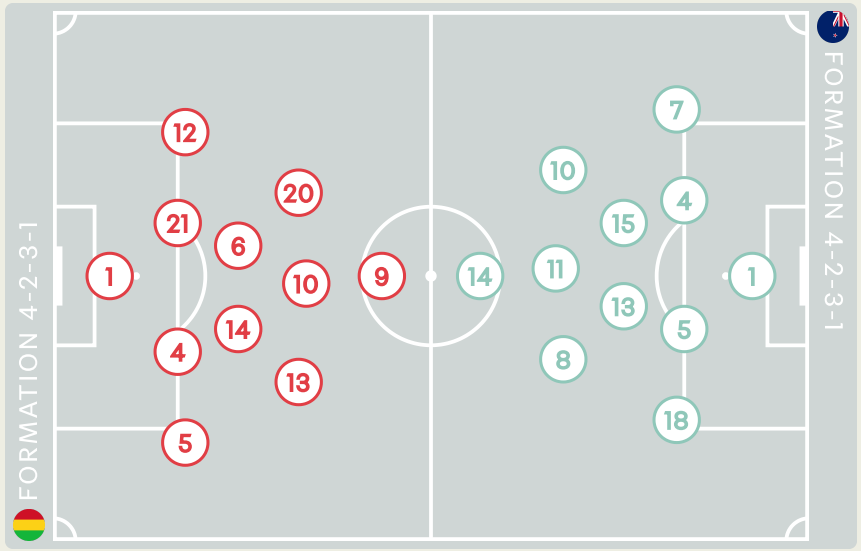

Distribution in the Final Third

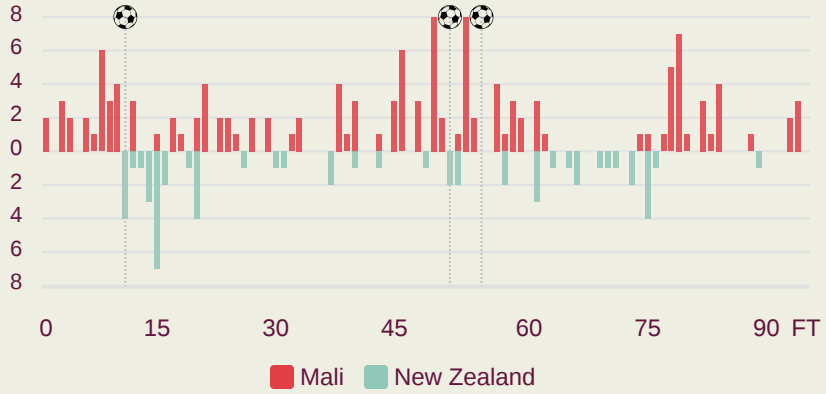

STARTING

Joseph CHALABI	GK	1	
Ethan DYER	DF	4	
Keigo SHIMOKAWA	DF	5	
Willem DES TOMBE	FW	7	
⬇ 61' Cailean HAMILTON	MF	8	
Matias NUNEZ	FW	10	
⬇ 73' Ben TRENBERTH	MF	11	
🟨 45' Joe McINTYRE	MF	13	
⬇ 73' Jack CLEGG	FW	14	
⬇ 84' Sena VESTY	MF	15	
⬇ 61' Sean KANE	DF	18	

SUBSTITUTES

Will MARTIN	GK	12	
Marc JAMES	GK	21	
⬆ 61' Santiago CASTILLO	DF	2	
Grayson CATTLE	MF	3	
Luke CARTER	DF	6	
⬆ 73' Zach CASHMORE	FW	9	
⬆ 61' James WENCESLAO	FW	16	
Cruz PIETERSEN	FW	17	
⬆ 84' Gethyn FOSTER	MF	19	
⬆ 73' John WOLDEGIORGIS	FW	20	

20 November 2026 - Aspire Zone - Pitch 1 - Mohammed Ghanim - 16:30

Match Summary - Key Statistics



Mali

3 — 0

New Zealand



Possession

Total	59.5%	11.1%	29.4%	Total
3	Goals			0
1.74	xG (Expected Goals)			0.11
29 (11)	Attempts at Goal (On Target)			4 (1)
574 (498)	Total Passes (Complete)			258 (178)
87 %	Pass Completion %			69 %
109	Completed Line Breaks			51
13	Defensive Line Breaks			3
125	Receptions in the Final Third			44
27	Crosses			6
24	Ball Progressions			23
148 (42)	Defensive Pressures Applied (Direct Pressures)			268 (53)
36	Forced Turnovers			37
104	Second Balls			62
109.4 km	Total Distance Covered			110.7 km
5.7 km	Zone 4 – Low Speed Sprinting: 20-25 km/h			5.3 km

20 November 2026 - Aspire Zone - Pitch 1 - Mohammed Ghanim - 16:30

Mali

Phases of Play

New Zealand

IN POSSESSION



OUT OF POSSESSION

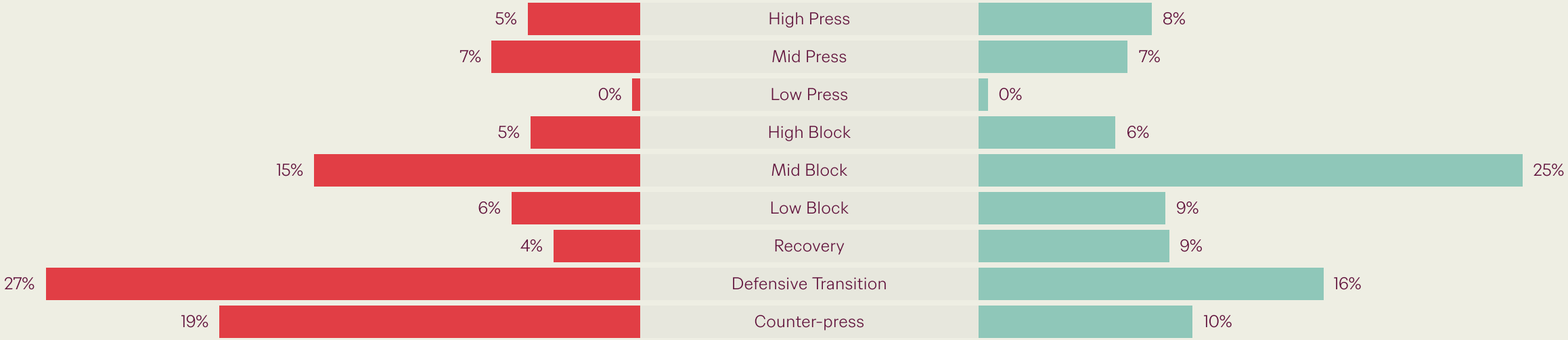

IN POSSESSION




Mali v New Zealand

In Possession Line Height & Team Length

Mali

Build Up Low

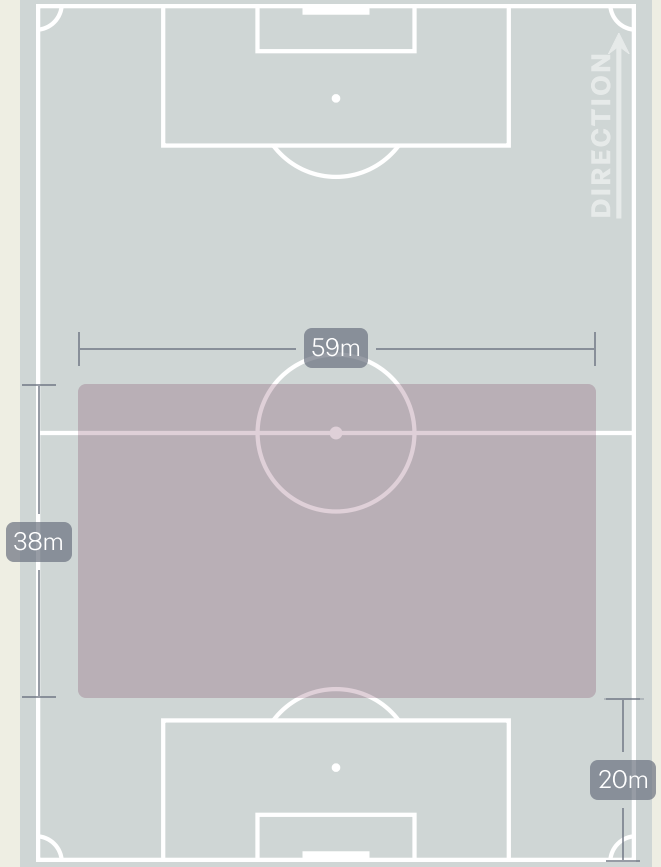

Build Up Mid

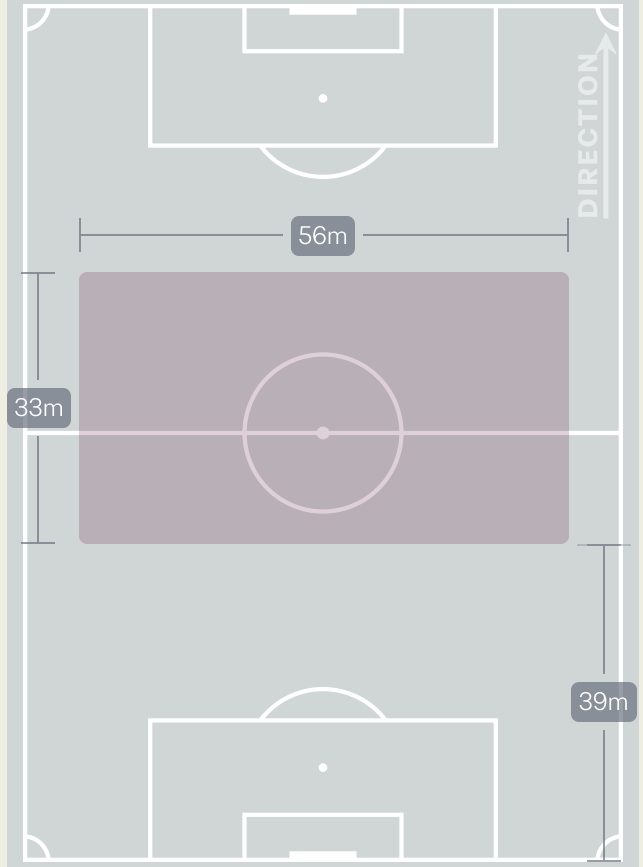

Final Third Phase

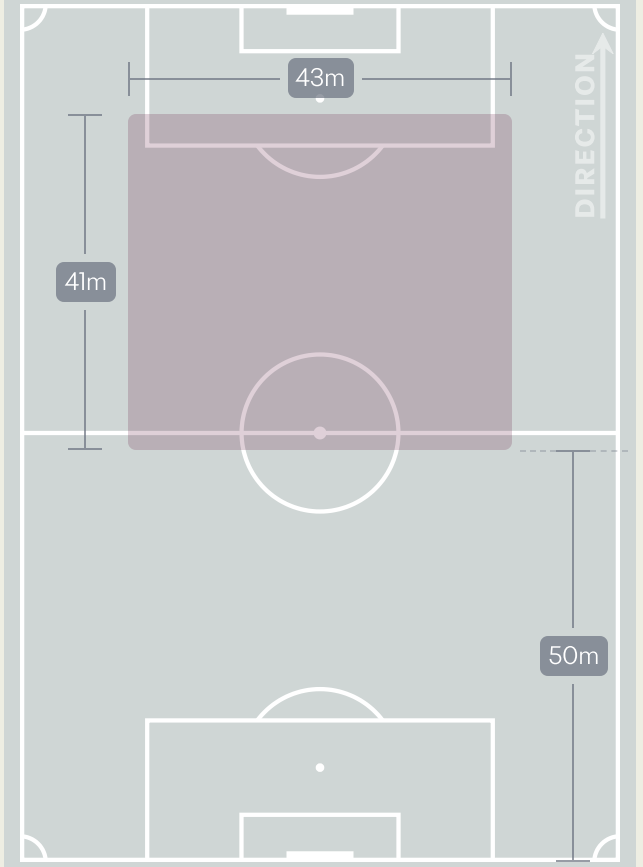

In Possession Line Height & Team Length

New Zealand

Build Up Low

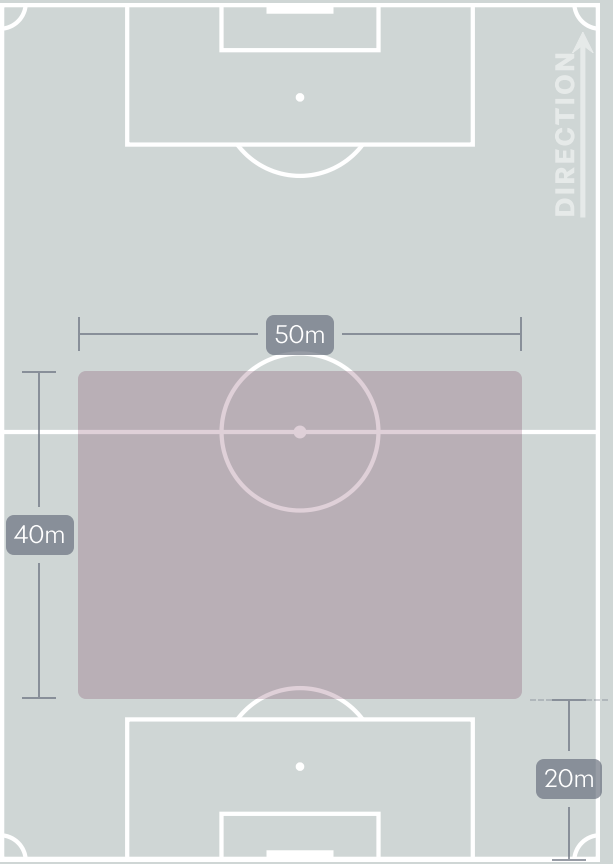

Build Up Mid

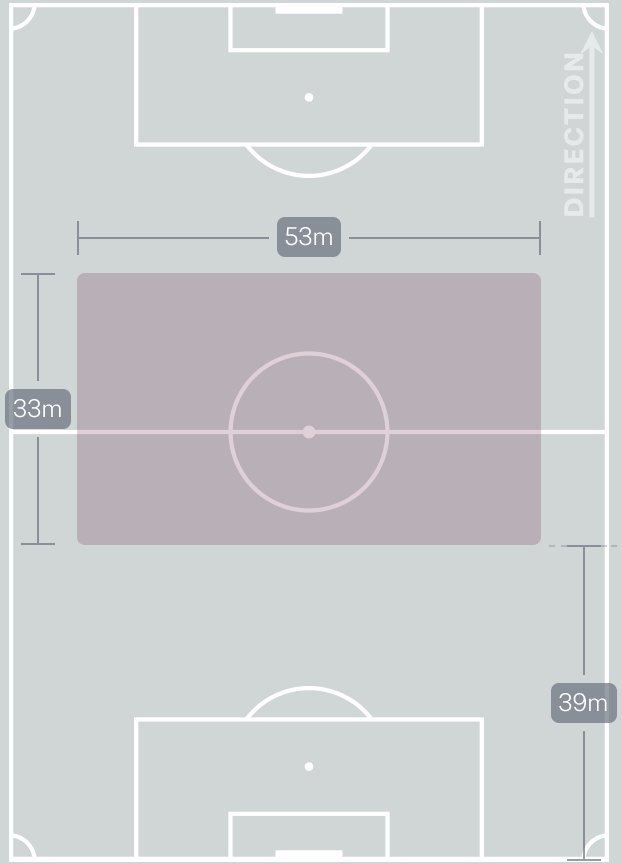

Final Third Phase

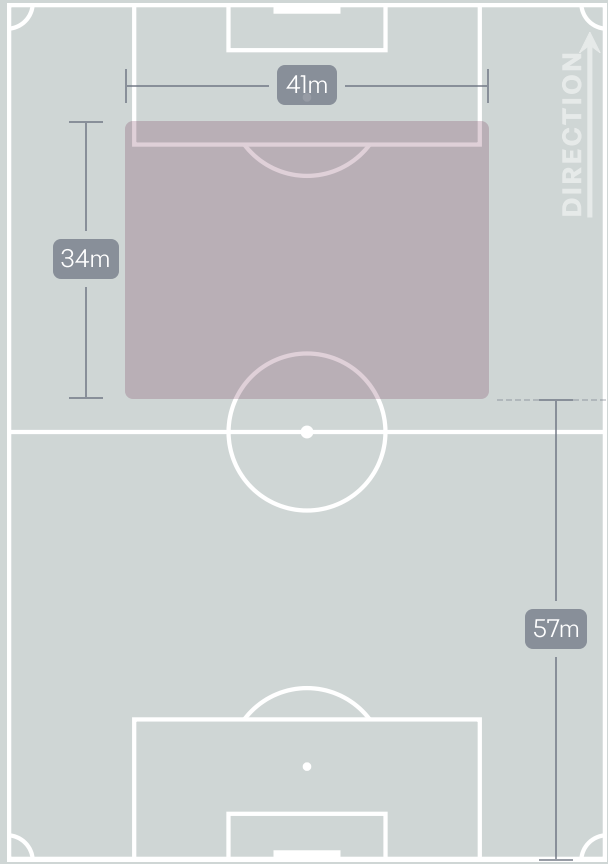

Line Breaks

Mali

Attempted Line Breaks
154

Attempted	Complete
41	31
69	61
44	17

4 Units

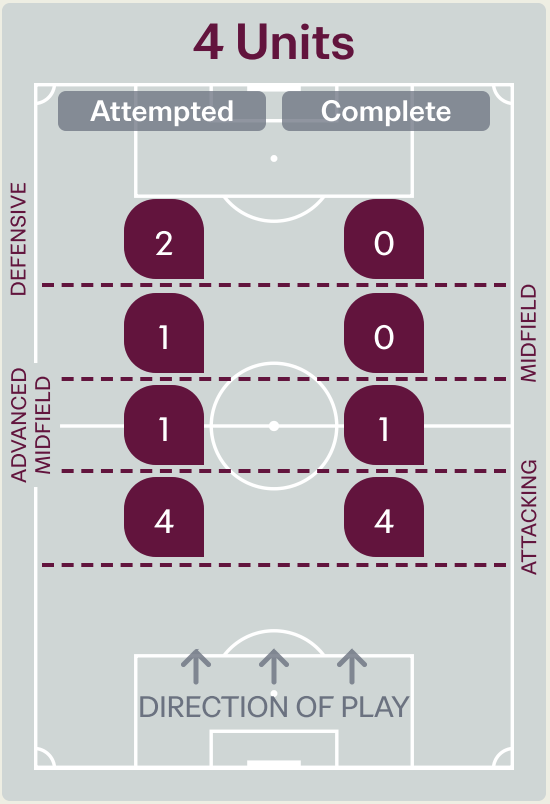

Attempted Line Breaks	8
Inside Shape	5
Outside Shape	3

3 Units

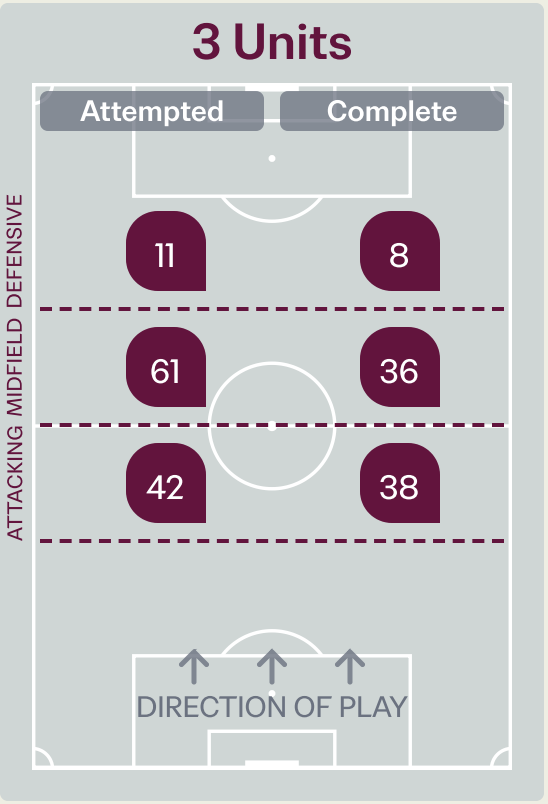

Attempted Line Breaks	114
Inside Shape	61
Outside Shape	53

2 Units

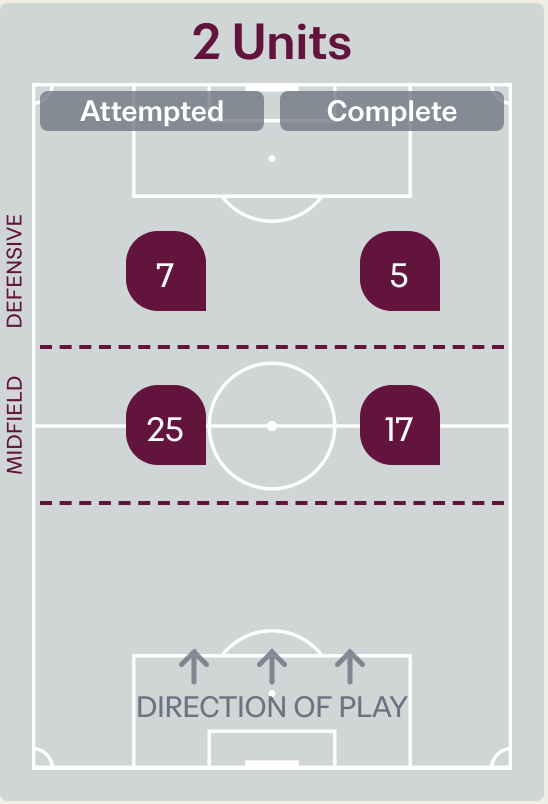

Attempted Line Breaks	32
Inside Shape	19
Outside Shape	13

Line Breaks

New Zealand

Attempted Line Breaks
90

28	20
Attempted	Complete

15	9
Attempted	Complete

47	22
Attempted	Complete

4 Units

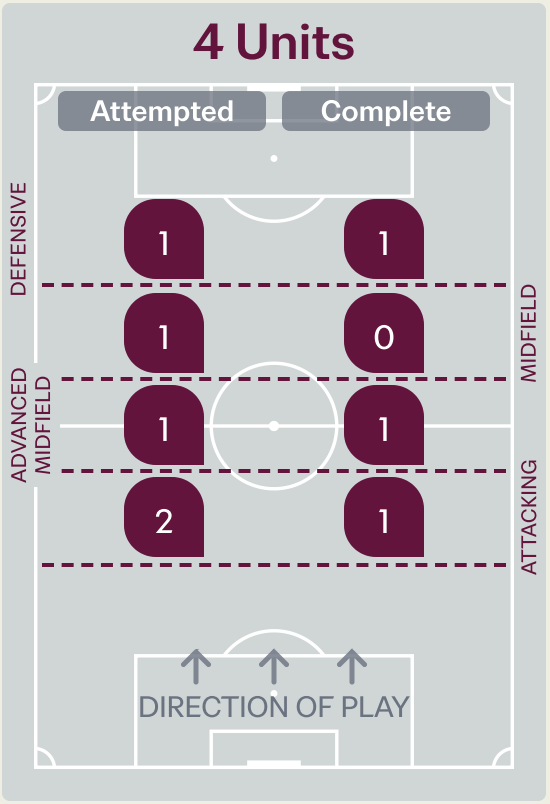

Attempted Line Breaks	5
Inside Shape	3
Outside Shape	2

3 Units

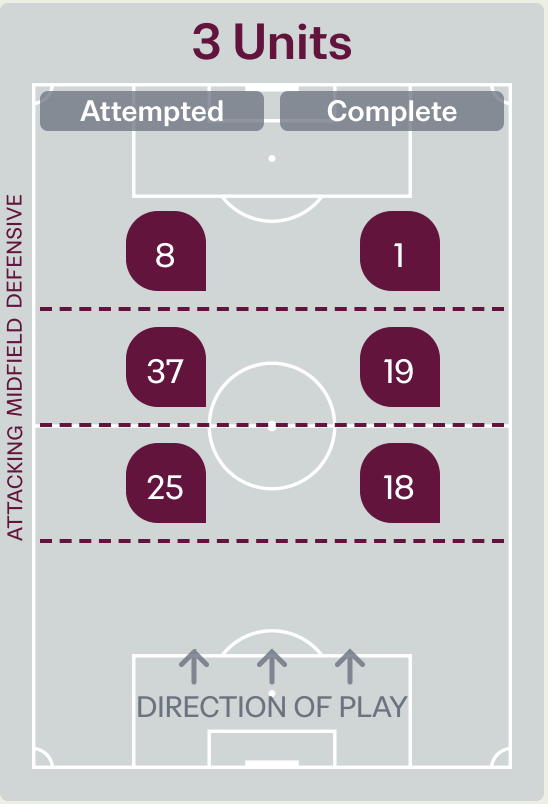

Attempted Line Breaks	70
Inside Shape	55
Outside Shape	15

2 Units

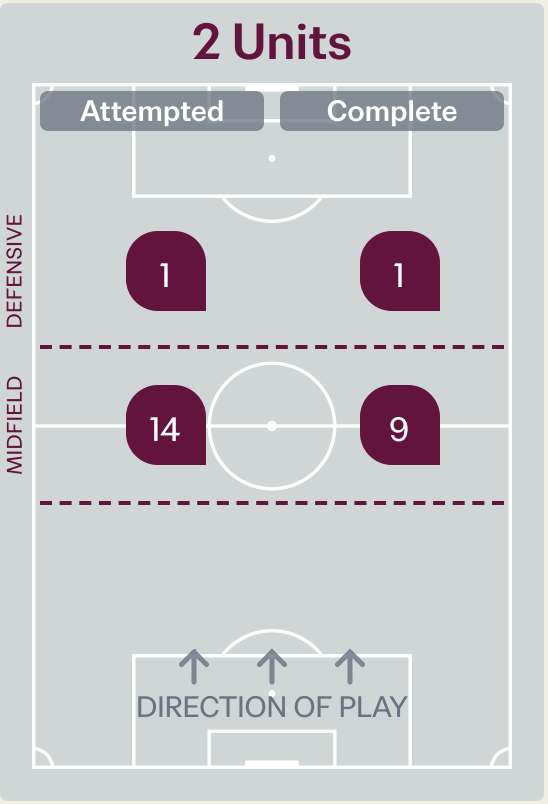

Attempted Line Breaks	15
Inside Shape	11
Outside Shape	4

Line Breaks

Mali



					4 Units				3 Units			2 Units		Direction			Distribution Type		
#	Player	Line Breaks Attempted	Line Breaks Completed	Line Break Completion %	Attacking Line	Attacking Midfield Line	Midfield Line	Defensive Line	Attacking Line	Midfield Line	Defensive Line	Midfield Line	Defensive Line	Through	Around	Over	Pass	Cross	Ball Progression
1	Abdoul COULIBALY	11	4	36%	0	0	0	0	3	7	1	0	0	2	1	8	11	0	0
4	Cheickna COULIBALY	15	8	53%	0	0	0	0	5	7	0	3	0	3	3	9	15	0	0
5	Makan SACKO	19	12	63%	0	0	1	1	4	2	4	5	2	3	12	4	15	2	2
6	Lassana DIAWARA	13	10	77%	0	0	0	0	2	8	0	2	1	6	2	5	13	0	0
9	Yaya NIANG	1	0	0%	0	0	0	0	0	0	0	0	1	1	0	0	1	0	0
10	Ismail KAMISSOKO	11	10	91%	0	0	0	0	0	8	0	3	0	5	5	1	11	0	0
12	Youssouf SYLLA	23	16	70%	0	0	0	1	7	9	2	4	0	5	12	6	22	0	1
13	Issiaka KONE	13	9	69%	0	0	0	0	0	6	3	2	2	3	6	4	11	2	0
14	Halidou MAIGA	9	8	89%	0	0	0	0	1	6	0	1	1	6	3	0	8	0	1
20	Djigui KOITA	4	3	75%	0	0	0	0	0	3	1	0	0	1	3	0	4	0	0
21	Moussa DIANESSI	27	25	93%	4	1	0	0	19	1	0	2	0	4	19	4	27	0	0
7	Cheick COULIBALY	1	0	0%	0	0	0	0	0	0	0	1	0	0	0	1	1	0	0
8	Mamadou CAMARA	2	2	100%	0	0	0	0	1	1	0	0	0	1	1	0	2	0	0
11	Aboubacar KEITA	5	2	40%	0	0	0	0	0	3	0	2	0	1	2	2	3	0	2
17	Sanaba KEITA	0	0	0%	0	0	0	0	0	0	0	0	0	0	0	0	0	0	0

Line Breaks

New Zealand

					4 Units				3 Units			2 Units		Direction			Distribution Type		
#	Player	Line Breaks Attempted	Line Breaks Completed	Line Break Completion %	Attacking Line	Attacking Midfield Line	Midfield Line	Defensive Line	Attacking Line	Midfield Line	Defensive Line	Midfield Line	Defensive Line	Through	Around	Over	Pass	Cross	Ball Progression
1	Joseph CHALABI	12	4	33%	0	0	0	0	6	5	0	1	0	0	0	12	12	0	0
4	Ethan DYER	10	3	30%	0	0	0	0	2	4	3	1	0	4	1	5	10	0	0
5	Keigo SHIMOKAWA	19	17	89%	1	0	0	1	9	4	1	3	0	9	5	5	16	0	3
7	Willem DES TOMBE	9	4	44%	1	0	0	0	3	3	0	2	0	3	1	5	9	0	0
8	Cailean HAMILTON	4	1	25%	0	0	0	0	0	2	0	1	1	1	2	1	4	0	0
10	Matias NUNEZ	4	1	25%	0	0	0	0	0	1	2	1	0	0	0	4	4	0	0
11	Ben TRENBERTH	3	2	67%	0	0	0	0	0	2	1	0	0	2	0	1	3	0	0
13	Joe McINTYRE	8	6	75%	0	0	0	0	2	5	0	1	0	5	1	2	7	0	1
14	Jack CLEGG	1	0	0%	0	0	0	0	0	1	0	0	0	1	0	0	0	0	1
15	Sena VESTY	4	3	75%	0	1	0	0	0	1	0	2	0	2	1	1	2	1	1
18	Sean KANE	7	5	71%	0	0	0	0	1	4	0	2	0	0	2	5	6	0	1
2	Santiago CASTILLO	7	4	57%	0	0	1	0	1	5	0	0	0	1	1	5	7	0	0
9	Zach CASHMORE	0	0	0%	0	0	0	0	0	0	0	0	0	0	0	0	0	0	0
16	James WENCESLAO	1	0	0%	0	0	0	0	1	0	0	0	0	0	1	0	1	0	0
19	Gethyn FOSTER	0	0	0%	0	0	0	0	0	0	0	0	0	0	0	0	0	0	0
20	John WOLDEGIORGIS	1	1	100%	0	0	0	0	0	0	1	0	0	0	0	1	1	0	0

Passing Networks

Mali

#	Passes From ↓ to →	Abdoul COULIBALY	Cheickna COULIBALY	Makan SACKO	Lassana DIAWARA	Yaya NIANG	Ismail KAMISSOKO	Youssouf SYLLA	Issiaka KONE	Halidou MAIGA	Djigui KOITA	Moussa DIANESSI	Cheick COULIBALY	Mamadou CAMARA	Aboubacar KEITA	Sanaba KEITA
1	Abdoul COULIBALY		10	3	5	0	0	1	1	0	0	18	0	0	0	0
4	Cheickna COULIBALY	7		19	4	1	0	1	3	2	0	9	2	0	0	1
5	Makan SACKO	8	15		4	0	4	1	11	8	0	3	4	0	0	0
6	Lassana DIAWARA	4	4	9		2	1	3	4	5	3	11	1	3	2	0
9	Yaya NIANG	0	0	0	1		3	0	1	2	1	0	0	0	1	0
10	Ismail KAMISSOKO	0	1	2	7	3		7	3	6	1	0	2	0	2	0
12	Youssouf SYLLA	5	0	0	6	2	5		0	0	14	9	0	0	5	1
13	Issiaka KONE	0	2	13	1	1	3	0		5	0	1	0	0	0	0
14	Halidou MAIGA	0	2	12	8	2	7	0	9		4	4	0	0	1	0
20	Djigui KOITA	0	0	0	3	1	2	10	1	4		0	0	0	0	0
21	Moussa DIANESSI	12	12	2	8	0	5	27	0	4	4		0	0	1	0
7	Cheick COULIBALY	0	0	3	1	0	1	1	0	2	0	0		0	0	0
8	Mamadou CAMARA	0	0	3	0	0	0	0	0	0	0	0	0		0	0
11	Aboubacar KEITA	0	0	0	1	0	0	3	0	2	0	2	0	0		0
17	Sanaba KEITA	0	0	0	0	0	0	0	0	1	0	0	0	0	0	

Top 5 Player to Player Passers

Player	Passed To	% of Total Team Passes
Moussa DIANESSI	Youssouf SYLLA	5.6%
Cheickna COULIBALY	Makan SACKO	4%
Abdoul COULIBALY	Moussa DIANESSI	3.8%
Makan SACKO	Cheickna COULIBALY	3.1%
Youssouf SYLLA	Djigui KOITA	2.9%

Passing Networks

New Zealand

#	Passes From ↓ to →	Joseph CHALABI	Ethan DYER	Keigo SHIMOKAWA	Willem DES TOMBE	Cailean HAMILTON	Matias NUNEZ	Ben TRENBERTH	Joe McINTYRE	Jack CLEGG	Sena VESTY	Sean KANE	Santiago CASTILLO	Zach CASHMORE	James WENCESLAO	Gethyn FOSTER	John WOLDEGIORGIS
1	Joseph CHALABI		2	1	0	1	1	0	0	1	0	1	1	0	0	0	0
4	Ethan DYER	1		7	1	0	1	1	1	0	0	1	1	0	1	0	0
5	Keigo SHIMOKAWA	6	4		1	2	3	1	2	2	3	2	2	0	1	1	1
7	Willem DES TOMBE	0	6	2		0	0	1	1	0	1	0	0	0	1	0	0
8	Cailean HAMILTON	0	3	1	0		0	2	2	0	0	0	0	0	0	0	0
10	Matias NUNEZ	0	0	2	1	1		1	0	0	1	1	2	0	0	1	0
11	Ben TRENBERTH	0	0	0	3	2	0		1	1	3	0	0	0	0	0	0
13	Joe McINTYRE	0	3	8	2	2	5	2		1	2	2	2	0	0	0	0
14	Jack CLEGG	0	0	1	0	1	0	1	0		0	1	0	0	0	0	0
15	Sena VESTY	0	2	4	2	0	2	2	3	1		0	0	0	0	0	0
18	Sean KANE	1	0	2	0	0	1	0	2	0	0		0	0	0	0	0
2	Santiago CASTILLO	0	0	2	1	0	2	0	3	0	1	0		0	0	0	0
9	Zach CASHMORE	0	0	0	0	0	0	0	0	0	0	0	0		0	0	0
16	James WENCESLAO	0	0	0	1	0	0	0	0	0	0	0	0	0		0	0
19	Gethyn FOSTER	0	0	0	1	0	0	0	0	0	0	0	1	0	0		0
20	John WOLDEGIORGIS	0	0	0	1	0	1	0	0	0	0	0	0	0	0	0	

Top 5 Player to Player Passers		
Player	Passed To	% of Total Team Passes
Joe McINTYRE	Keigo SHIMOKAWA	4.9%
Ethan DYER	Keigo SHIMOKAWA	4.3%
Keigo SHIMOKAWA	Joseph CHALABI	3.7%
Willem DES TOMBE	Ethan DYER	3.7%
Joe McINTYRE	Matias NUNEZ	3.1%

Attempts at Goal

Mali

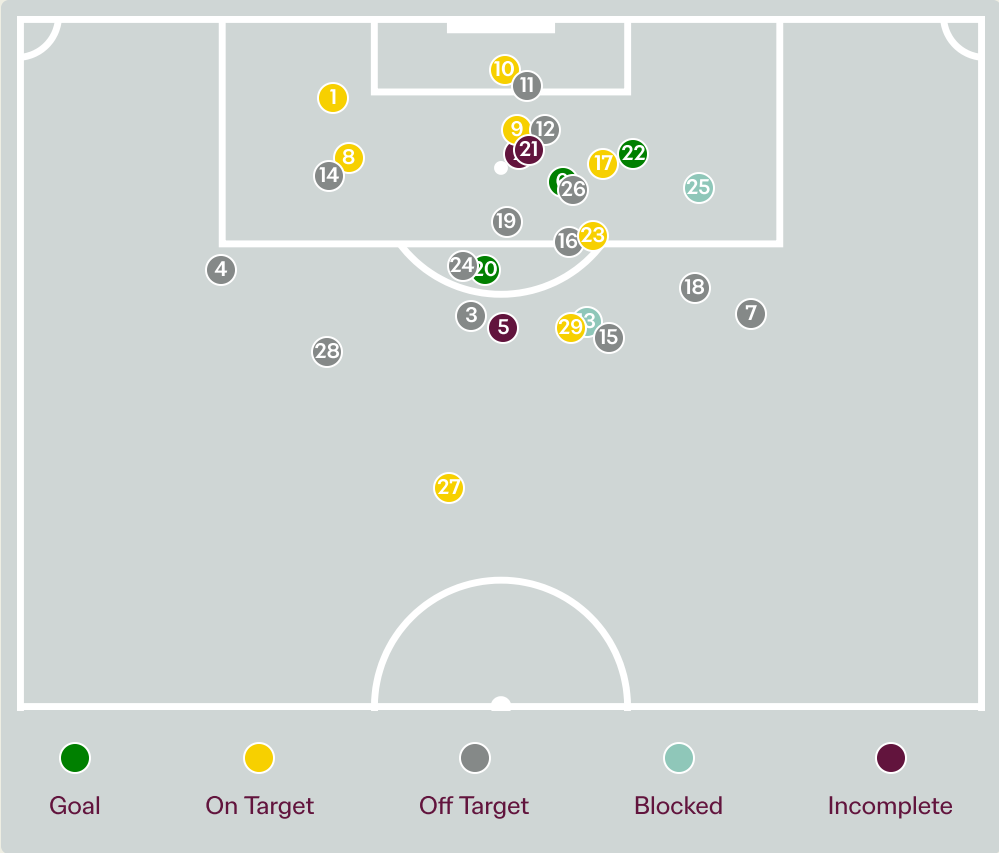

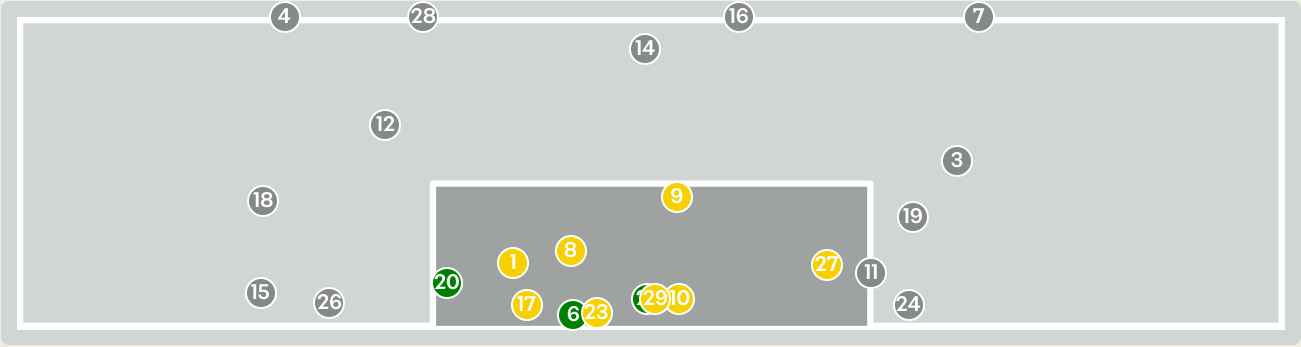

Key	Outcome	Shots
	Goals	3
	On Target	8
	Off Target	13
	Blocked	2
	Incomplete	3

Attempts at Goal

Mali

Time	Player	Outcome	Body Part	Delivery Type
4	9 Yaya NIANG	On Target - Saved	Left Foot	Pass
6	4 Cheickna COULIBALY	Incomplete - Referee Event	Left Foot	Cross
8	10 Ismail KAMISSOKO	Off Target	Right Foot	Pass
9	20 Djigui KOITA	Off Target	Left Foot	Pass
10	6 Lassana DIAWARA	Incomplete	Right Foot	Pass
10	14 Halidou MAIGA	On Target - Goal	Right Foot	Loose Ball
12	13 Issiaka KONE	Off Target	Left Foot	Pass
21	9 Yaya NIANG	On Target - Saved	Left Foot	Pass
24	10 Ismail KAMISSOKO	On Target - Saved	Head	Cross
24	9 Yaya NIANG	On Target - Saved	Left Foot	Loose Ball
24	10 Ismail KAMISSOKO	Off Target	Head	Other
27	9 Yaya NIANG	Off Target	Head	Cross
29	10 Ismail KAMISSOKO	Incomplete - Blocked	Right Foot	Pass
29	12 Youssouf SYLLA	Off Target	Left Foot	Pass
33	13 Issiaka KONE	Deflected Off Target - Defensive Event	Left Foot	Pass
33	4 Cheickna COULIBALY	Off Target	Right Foot	Loose Ball
38	9 Yaya NIANG	On Target - Saved	Right Foot	Pass

Attempts at Goal

Mali

Time	Player	Outcome	Body Part	Delivery Type
46	13 Issiaka KONE	Off Target	Left Foot	Pass
48	20 Djigui KOITA	Deflected Off Target - Defensive Event	Left Foot	Pass
49	14 Halidou MAIGA	Deflected On Target - Goal	Right Foot	Pass
52	9 Yaya NIANG	Deflected Off Target - Defensive Event	Left Foot	Cross
53	5 Makan SACKO	On Target - Goal	Right Foot	Pass
58	10 Ismail KAMISSOKO	On Target - Saved	Right Foot	Pass
62	6 Lassana DIAWARA	Off Target	Right Foot	Other
66	13 Issiaka KONE	Incomplete - Blocked	Right Foot	Other
80	5 Makan SACKO	Off Target	Right Foot	Loose Ball
81	7 Cheick COULIBALY	Deflected On Target - Saved	Left Foot	Loose Ball
83	12 Youssouf SYLLA	Off Target	Left Foot	Loose Ball
91	7 Cheick COULIBALY	Deflected On Target - Saved	Left Foot	Loose Ball

Attempts at Goal

New Zealand

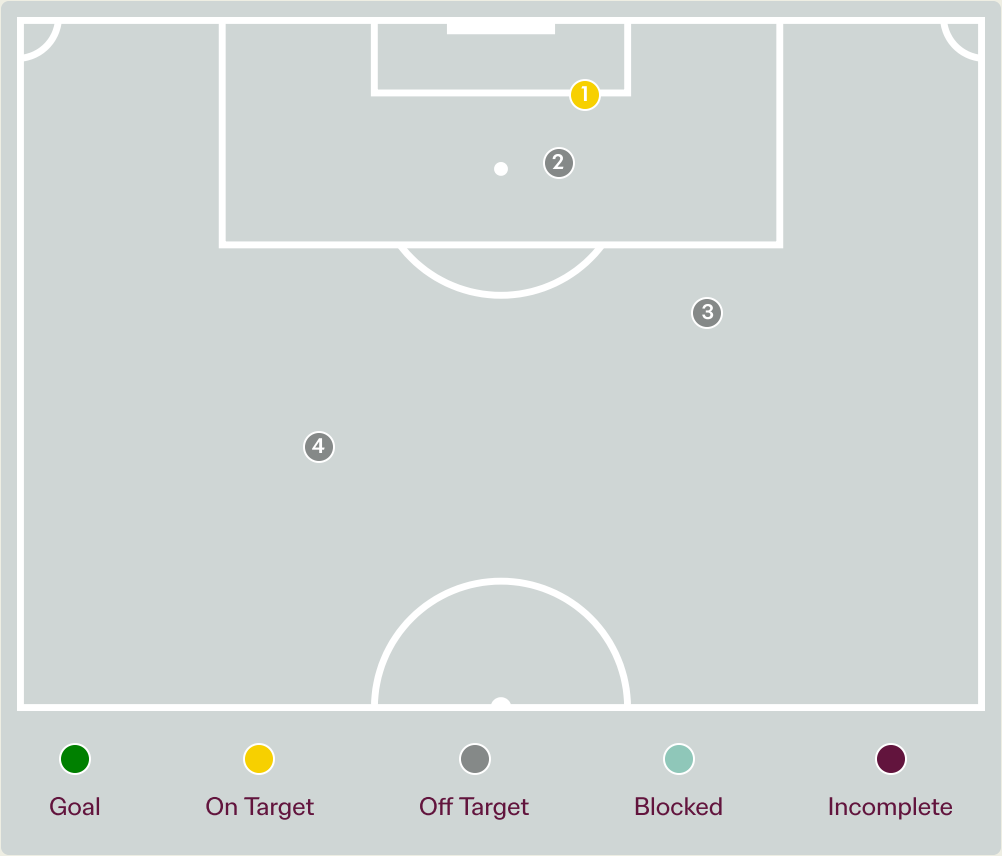



Key	Outcome	Shots
	Goals	0
	On Target	1
	Off Target	3
	Blocked	0
	Incomplete	0

Attempts at Goal

New Zealand

Time	Player	Outcome	Body Part	Delivery Type
14	5 Keigo SHIMOKAWA	On Target - Saved	Head	Cross
26	8 Cailean HAMILTON	Off Target	Head	Freekick
41	15 Sena VESTY	Off Target	Right Foot	Loose Ball
51	10 Matias NUNEZ	Off Target	Left Foot	Pass

Crosses (Open Play)

Mali

Cross Locations

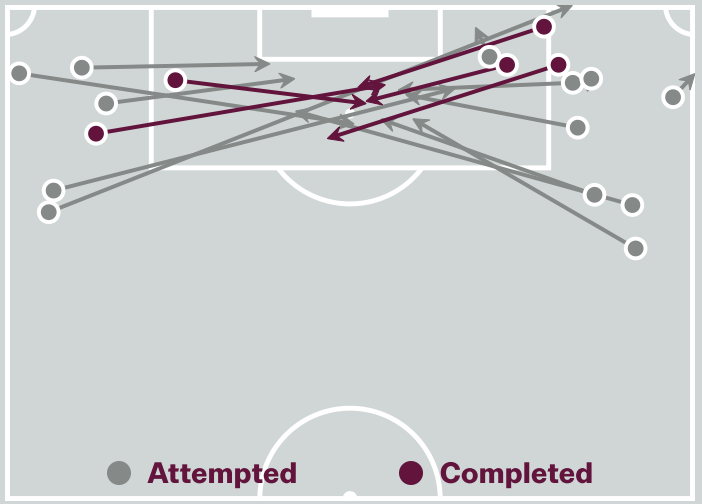

Delivery Type

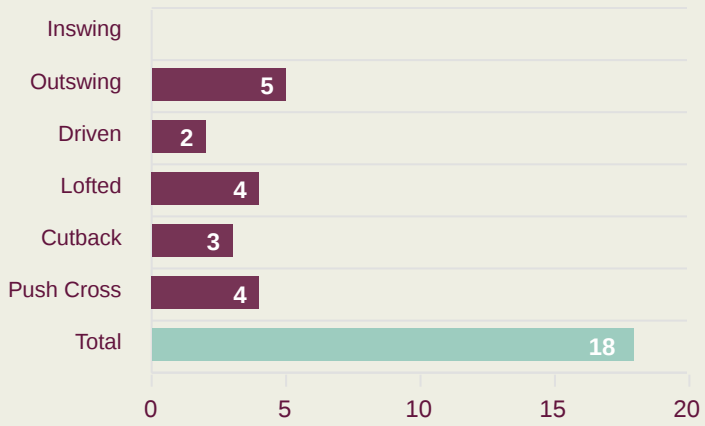

Cross Zones

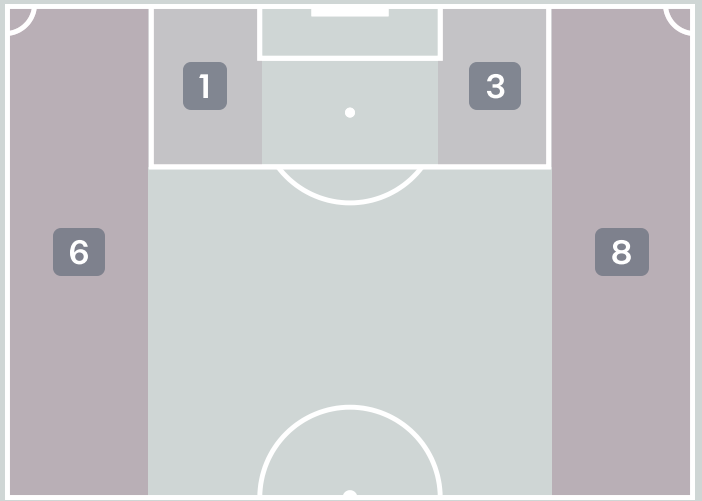

Attempted

18

Completed

5

Most Crosses Attempted

9

Makan SACKO

RIGHT BACK

#	Player	Inswing	Outswing	Driven	Lofted	Cutback	Push Cross	Total Attempted
1	Abdoul COULIBALY	0	0	0	0	0	0	0
4	Cheickna COULIBALY	0	0	0	0	0	0	0
5	Makan SACKO	0	2	1	0	2	4	9
6	Lassana DIAWARA	0	0	0	0	0	0	0
9	Yaya NIANG	0	0	0	0	0	0	0
10	Ismail KAMISSOKO	0	0	0	0	0	0	0
12	Youssouf SYLLA	0	2	1	0	0	0	3
13	Issiaka KONE	0	0	0	1	1	0	2
14	Halidou MAIGA	0	0	0	0	0	0	0
20	Djigui KOITA	0	1	0	2	0	0	3
21	Moussa DIANESSI	0	0	0	0	0	0	0
7	Cheick COULIBALY	0	0	0	0	0	0	0
8	Mamadou CAMARA	0	0	0	0	0	0	0
11	Aboubacar KEITA	0	0	0	1	0	0	1
17	Sanaba KEITA	0	0	0	0	0	0	0

Crosses (Open Play)

New Zealand

Cross Locations

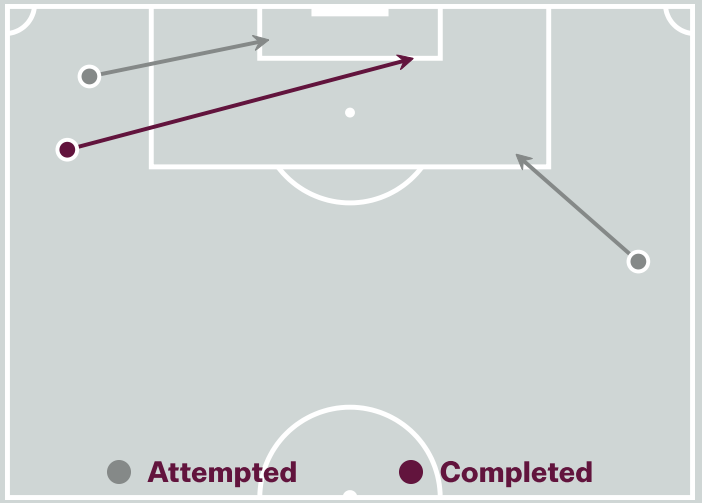

Delivery Type

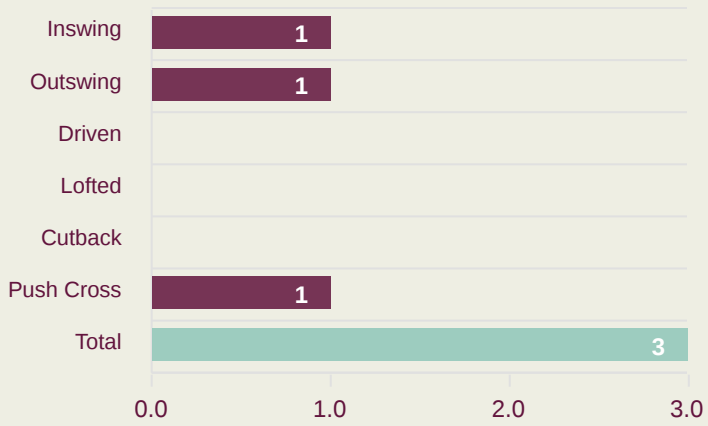

Cross Zones

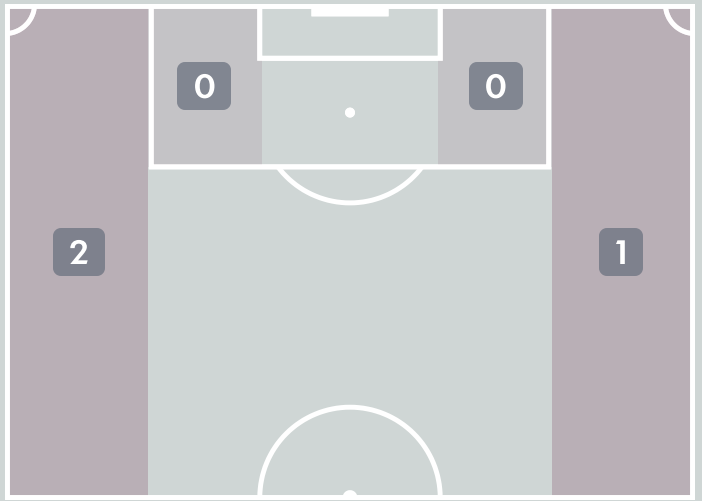

Attempted

3

Completed

1

Most Crosses Attempted

1

Sena VESTY

DEFENSIVE MIDFIELD CENTRE RIGHT

#	Player	Inswing	Outswing	Driven	Lofted	Cutback	Push Cross	Total Attempted
1	Joseph CHALABI	0	0	0	0	0	0	0
4	Ethan DYER	0	0	0	0	0	0	0
5	Keigo SHIMOKAWA	0	0	0	0	0	0	0
7	Willem DES TOMBE	0	0	0	0	0	0	0
8	Cailean HAMILTON	0	0	0	0	0	0	0
10	Matias NUNEZ	0	1	0	0	0	0	1
11	Ben TRENBERTH	0	0	0	0	0	1	1
13	Joe McINTYRE	0	0	0	0	0	0	0
14	Jack CLEGG	0	0	0	0	0	0	0
15	Sena VESTY	1	0	0	0	0	0	1
18	Sean KANE	0	0	0	0	0	0	0
2	Santiago CASTILLO	0	0	0	0	0	0	0
9	Zach CASHMORE	0	0	0	0	0	0	0
16	James WENCESLAO	0	0	0	0	0	0	0
19	Gethyn FOSTER	0	0	0	0	0	0	0
20	John WOLDEGIORGIS	0	0	0	0	0	0	0

Offering to Receive

Mali

269
Total Offers Made

111
Total Offers Received

Most Offers
55
Makan SACKO
RIGHT BACK

100
Offers Made in Final Third

127
Offers Made in Middle Third

42
Offers Made in Defensive Third

Offers Made Inside Shape

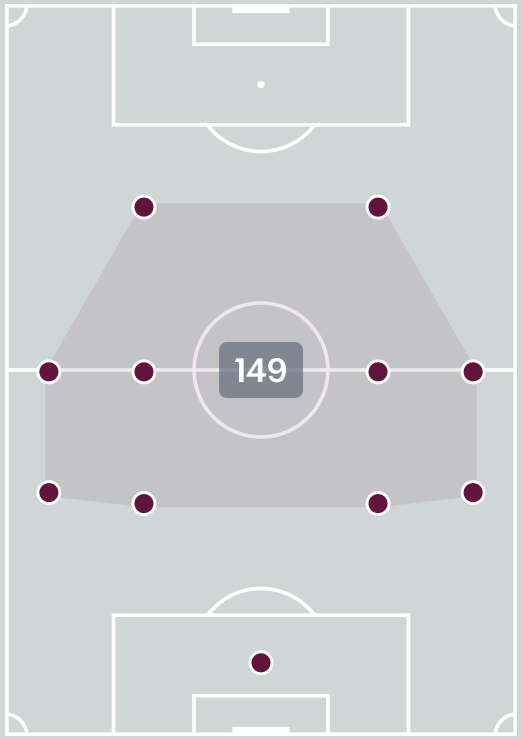

Offers Made Outside Shape

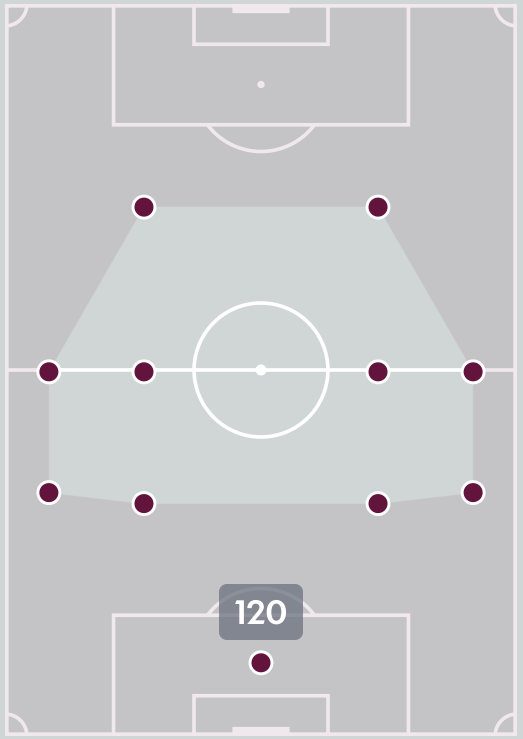

#	Player	Offers Made	Offers Received	% Made & Received
1	Abdoul COULIBALY	1	1	100%
4	Cheickna COULIBALY	5	1	20%
5	Makan SACKO	55	23	41.8%
6	Lassana DIAWARA	8	5	62.5%
9	Yaya NIANG	20	7	35%
10	Ismail KAMISSOKO	46	13	28.3%
12	Youssouf SYLLA	27	12	44.4%
13	Issiaka KONE	14	4	28.6%
14	Halidou MAIGA	36	15	41.7%
20	Djigui KOITA	24	14	58.3%
21	Moussa DIANESSI	8	5	62.5%
7	Cheick COULIBALY	12	7	58.3%
8	Mamadou CAMARA	3	2	66.7%
11	Aboubacar KEITA	7	2	28.6%
17	Sanaba KEITA	3	0	0%

Offering to Receive

New Zealand

147
Total Offers Made

38
Total Offers Received

Most Offers
32
Ben TRENBERTH
ATTACKING MIDFIELD

45
Offers Made in Final Third

81
Offers Made in Middle Third

21
Offers Made in Defensive Third

Offers Made Inside Shape

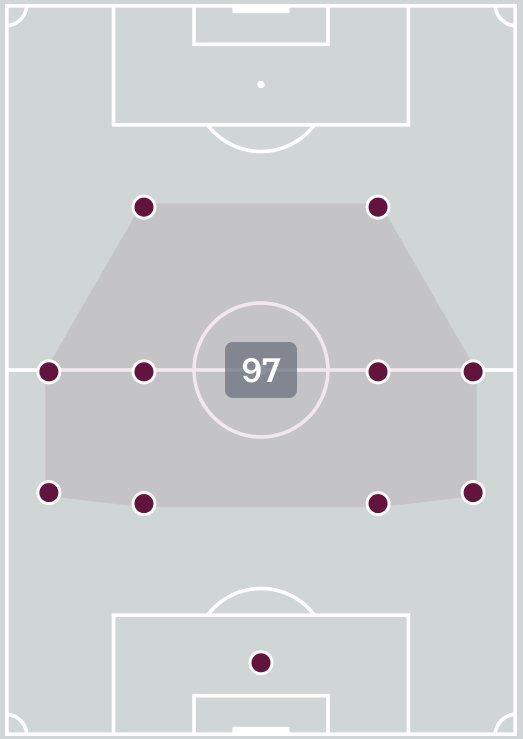

Offers Made Outside Shape

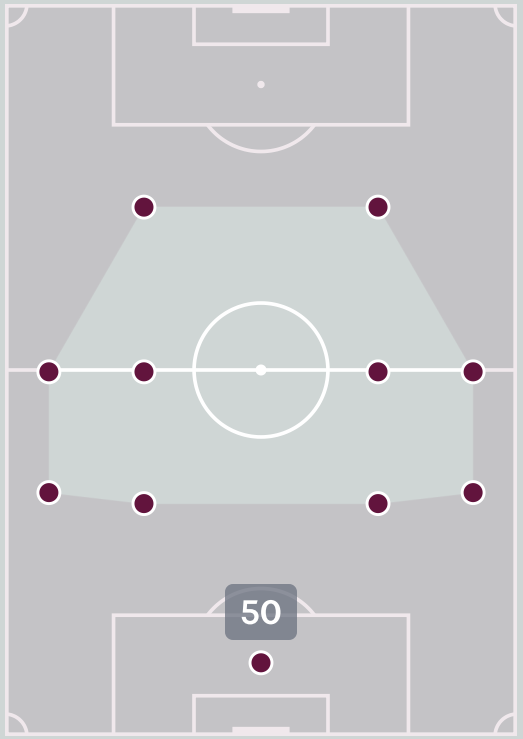

#	Player	Offers Made	Offers Received	% Made & Received
1	Joseph CHALABI	0	0	0%
4	Ethan DYER	3	0	0%
5	Keigo SHIMOKAWA	5	4	80%
7	Willem DES TOMBE	7	2	28.6%
8	Cailean HAMILTON	14	3	21.4%
10	Matias NUNEZ	11	1	9.1%
11	Ben TRENBERTH	32	6	18.8%
13	Joe McINTYRE	12	7	58.3%
14	Jack CLEGG	18	2	11.1%
15	Sena VESTY	25	7	28%
18	Sean KANE	4	1	25%
2	Santiago CASTILLO	1	1	100%
9	Zach CASHMORE	2	0	0%
16	James WENCESLAO	3	1	33.3%
19	Gethyn FOSTER	2	0	0%
20	John WOLDEGIORGIS	8	3	37.5%

Movement to Receive

Mali

Movement Types by Phase

Final Third Phase

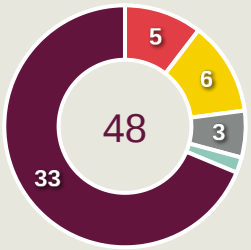

Progression Phase

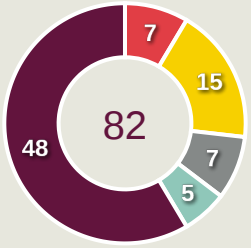

Build Up Phase

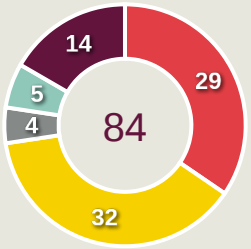

All Movement Types

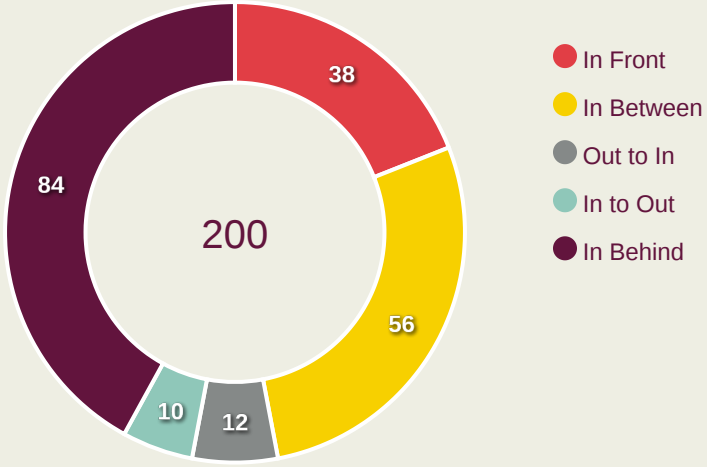

Top Ranked Players

Type	Player	Movements
In Front	14 Halidou MAIGA	11
In Between	10 Ismail KAMISSOKO	21
Out to In	5 Makan SACKO	5
In to Out	10 Ismail KAMISSOKO	3
In Behind	5 Makan SACKO	19

Movement Types Pitch Third

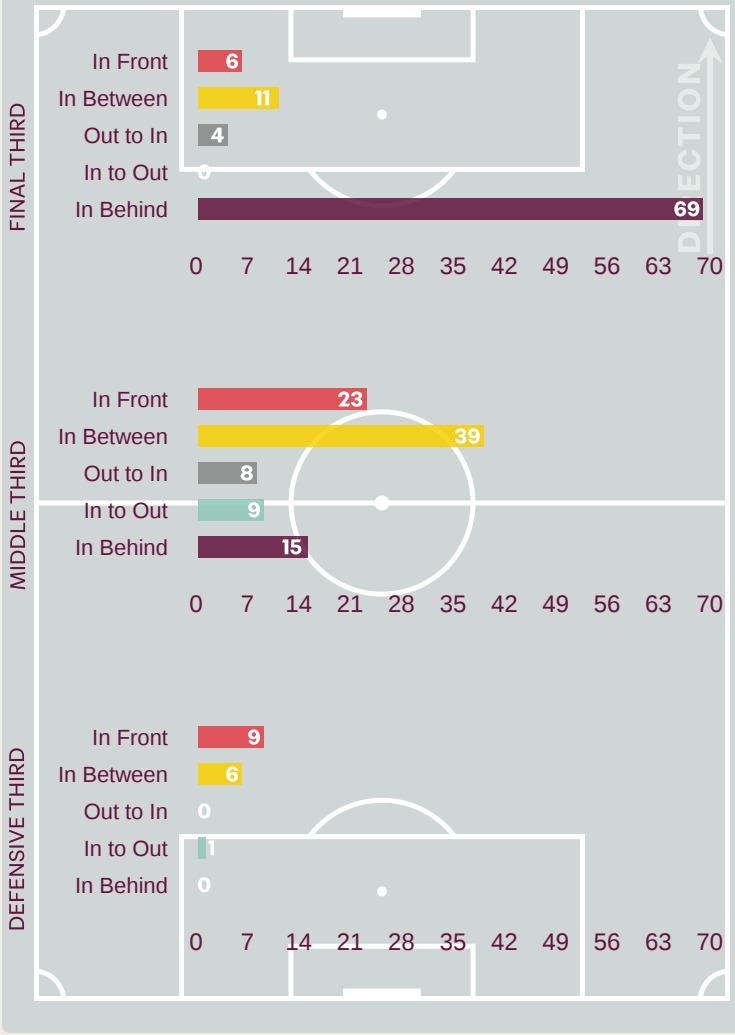

Movement to Receive

New Zealand

Movement Types by Phase

Final Third Phase

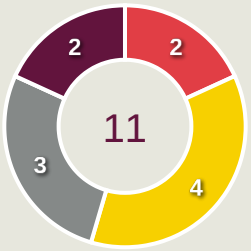

Progression Phase

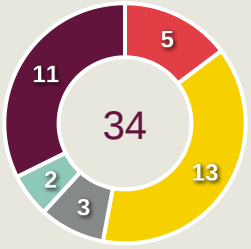

Build Up Phase

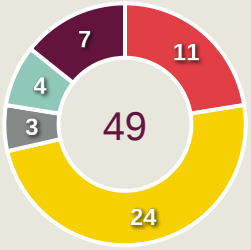

All Movement Types

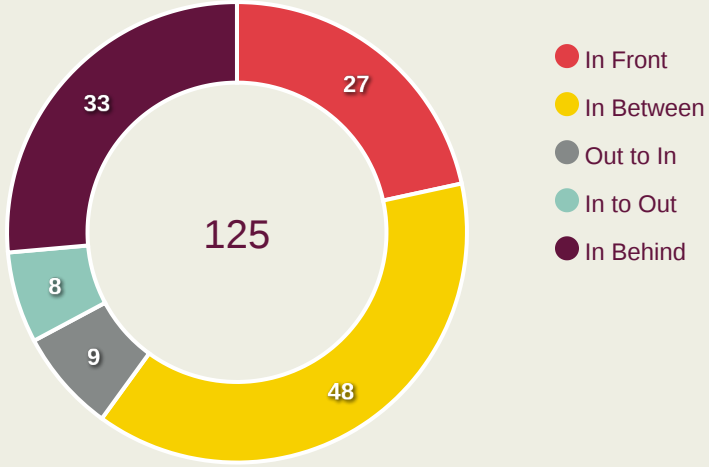

Top Ranked Players

Type	Player	Movements
In Front	13 Joe McINTYRE	8
In Between	11 Ben TRENBERTH	19
Out to In	8 Cailean HAMILTON	4
In to Out	11 Ben TRENBERTH	2
In Behind	14 Jack CLEGG	11

Movement Types Pitch Third

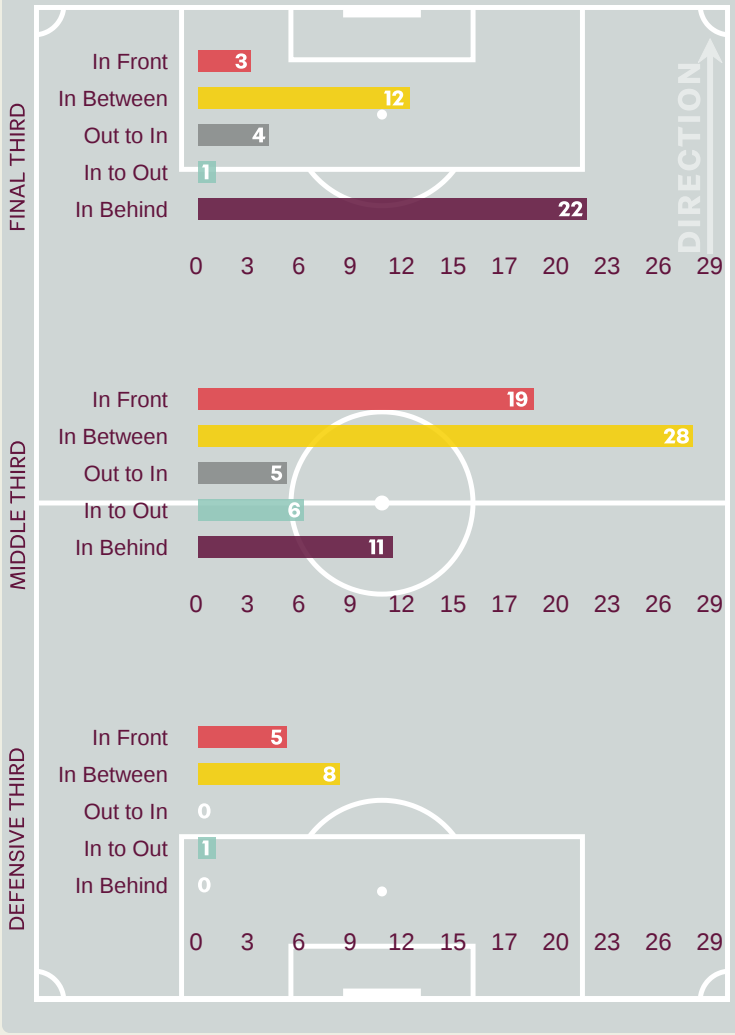

OUT OF POSSESSION



Mali v New Zealand

Defensive Actions

Mali

36	53	11	37	5.34
Forced Turnovers	Possession Regained	Interceptions	Tackles	Possession Actions / Defensive Action

Forced Turnovers

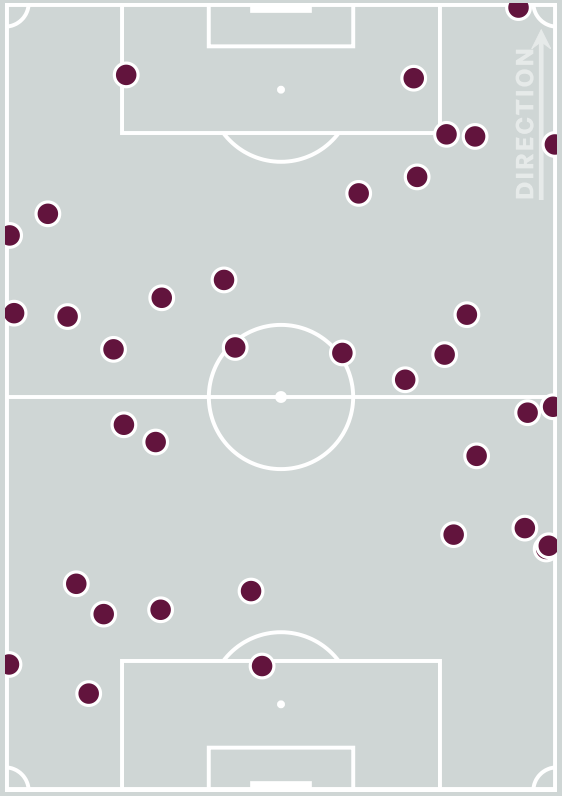

Possession Regain

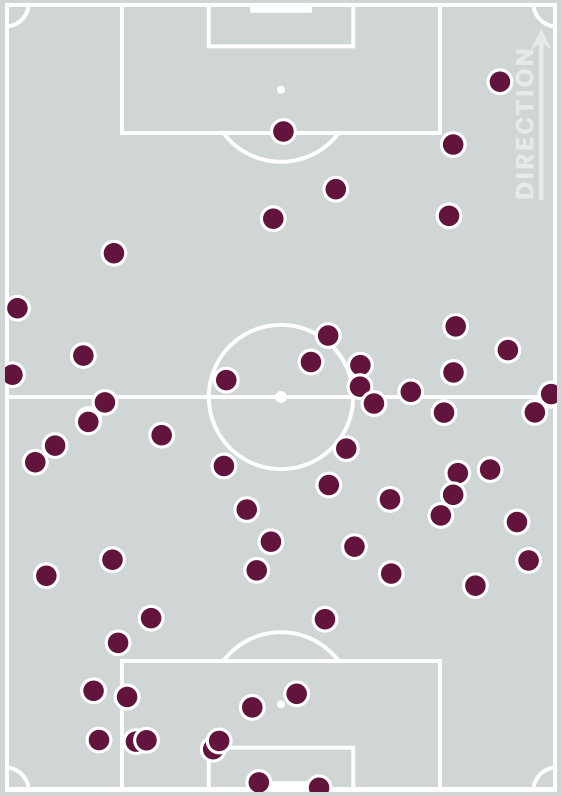

Blocks

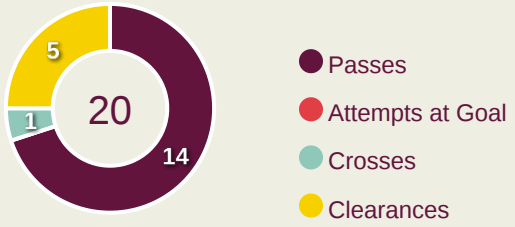

Possession Contests

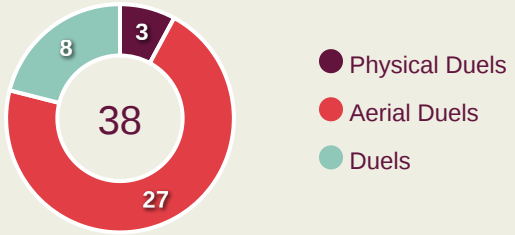

Most Possession Regains

11

Halidou MAIGA

DEFENSIVE MIDFIELD CENTRE RIGHT

#	Player	Total Possession Regains
1	Abdoul COULIBALY	6
4	Cheickna COULIBALY	4
5	Makan SACKO	4
6	Lassana DIAWARA	6
9	Yaya NIANG	2
10	Ismail KAMISSOKO	3
12	Youssouf SYLLA	4
13	Issiaka KONE	4
14	Halidou MAIGA	11
20	Djigui KOITA	2
21	Moussa DIANESSI	5
7	Cheick COULIBALY	0
8	Mamadou CAMARA	1
11	Aboubacar KEITA	1
17	Sanaba KEITA	0

Defensive Actions

New Zealand

37	36	8	35	1.68
Forced Turnovers	Possession Regained	Interceptions	Tackles	Possession Actions / Defensive Action

Forced Turnovers

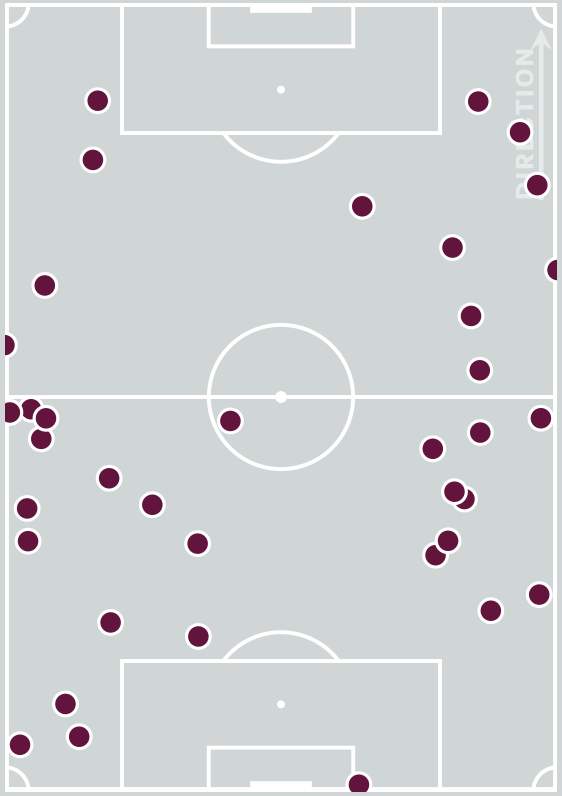

Possession Regain

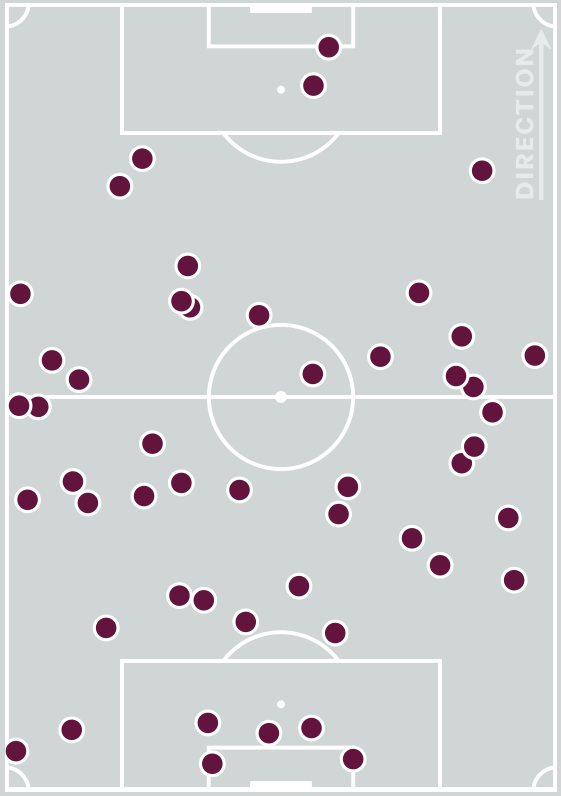

Blocks

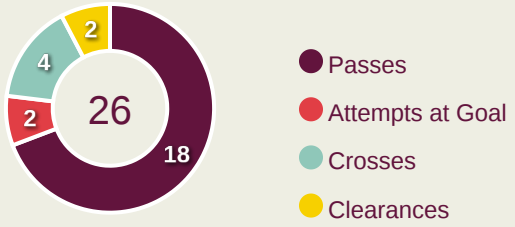

Possession Contests

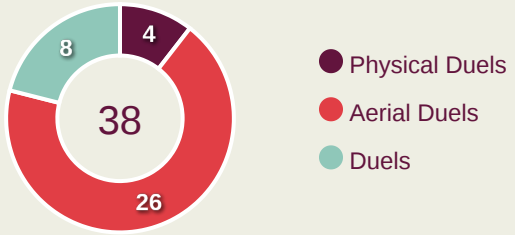

Most Possession Regains

6

Joe McINTYRE

DEFENSIVE MIDFIELD CENTRE LEFT

#	Player	Total Possession Regains
1	Joseph CHALABI	2
4	Ethan DYER	2
5	Keigo SHIMOKAWA	5
7	Willem DES TOMBE	4
8	Cailean HAMILTON	3
10	Matias NUNEZ	2
11	Ben TRENBERTH	1
13	Joe McINTYRE	6
14	Jack CLEGG	0
15	Sena VESTY	4
18	Sean KANE	2
2	Santiago CASTILLO	4
9	Zach CASHMORE	0
16	James WENCESLAO	1
19	Gethyn FOSTER	0
20	John WOLDEGIORGIS	0

Defensive Line Height & Team Length

Mali

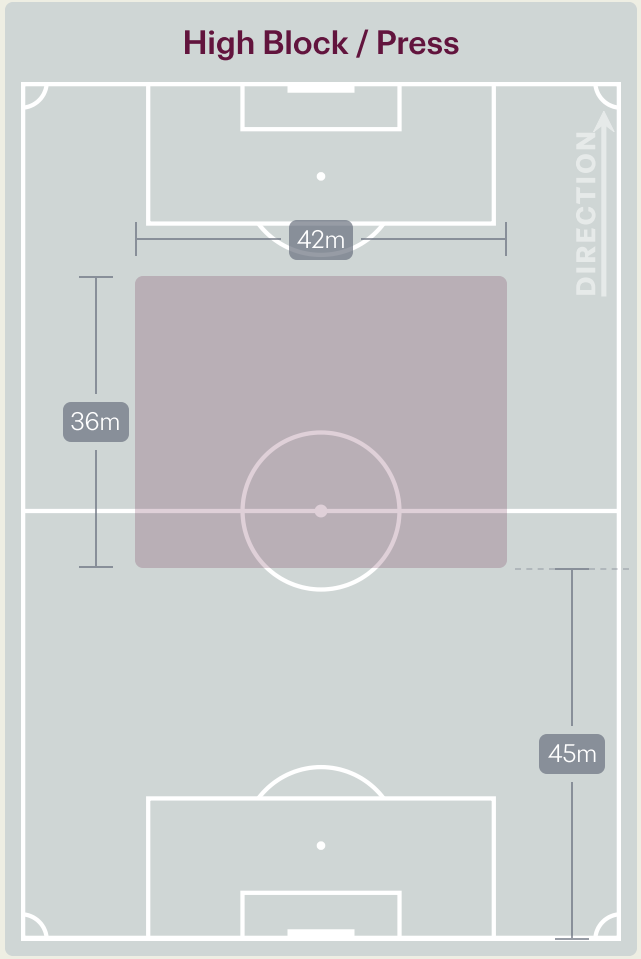

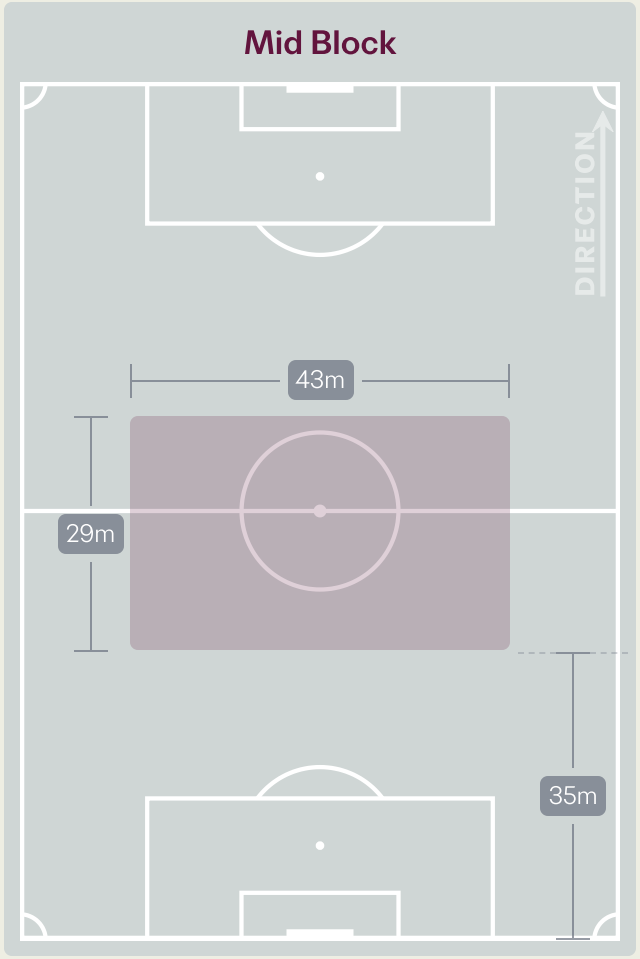

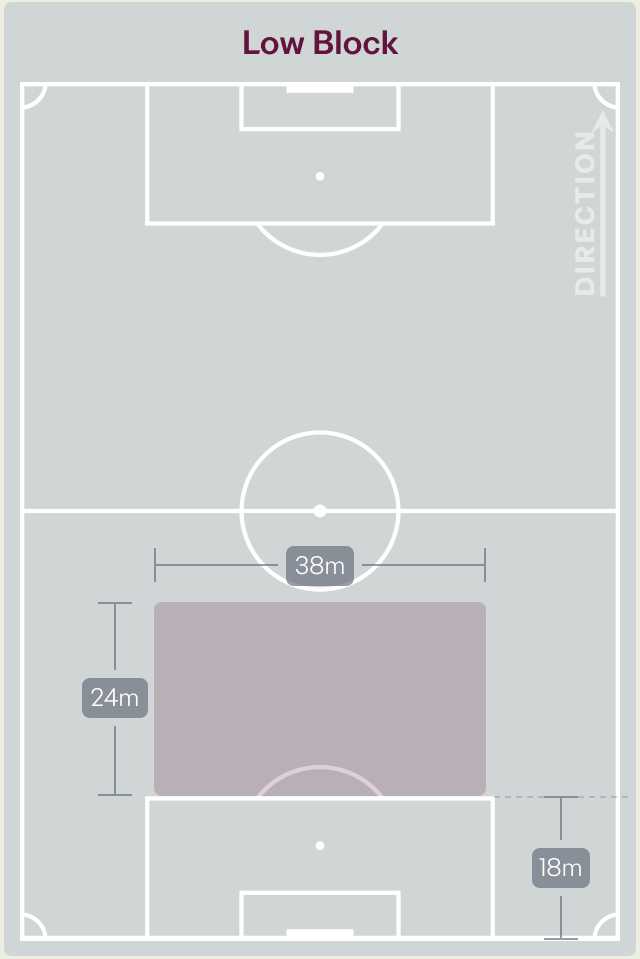

Defensive Line Height & Team Length

New Zealand

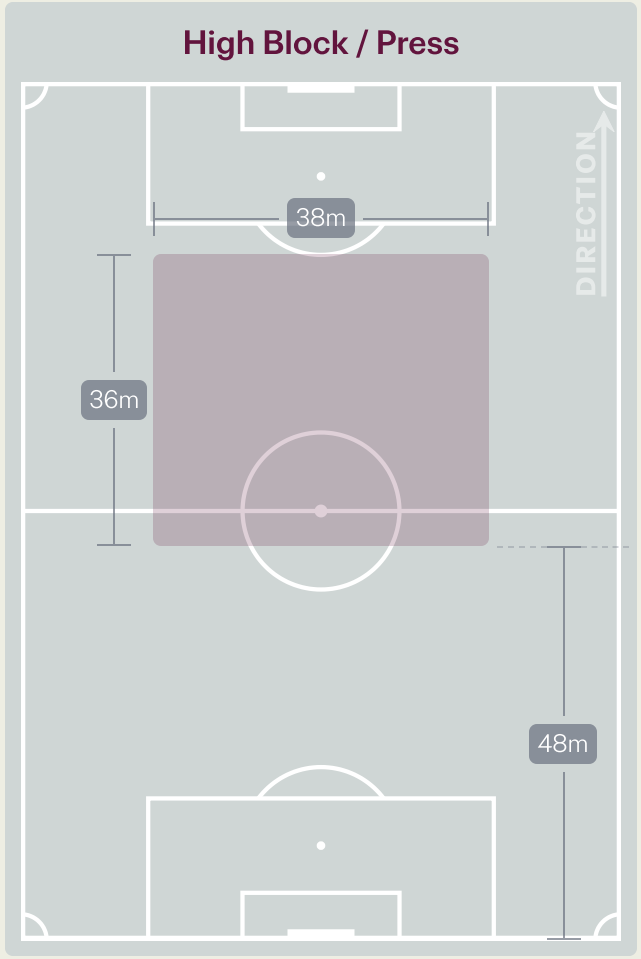

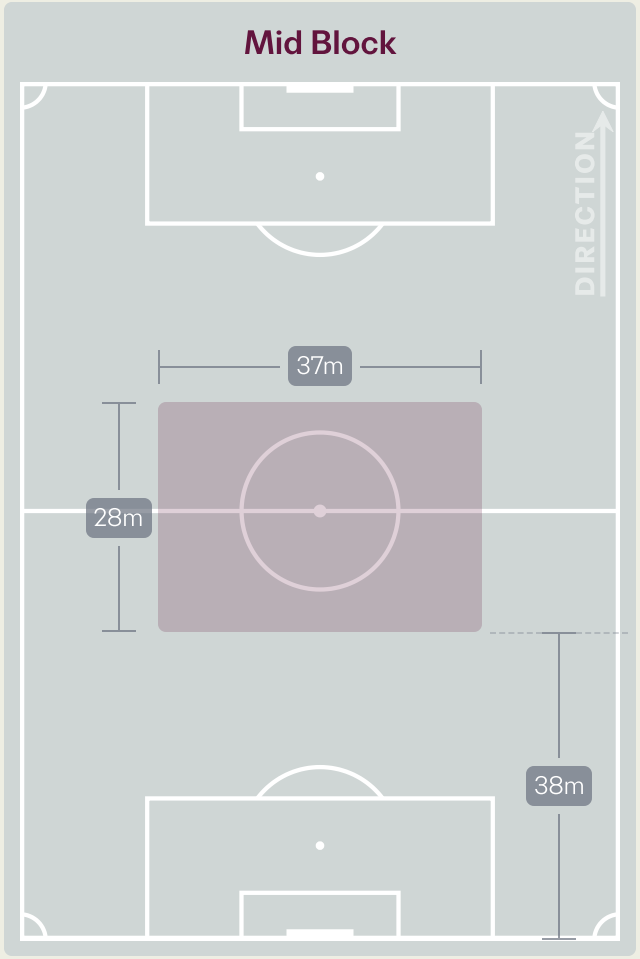

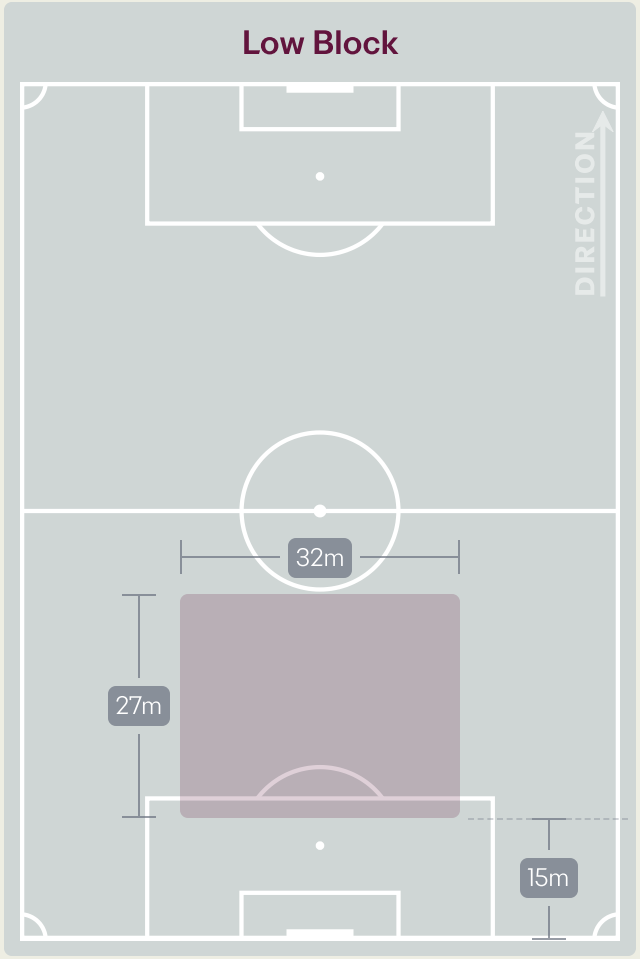

20 November 2026 - Aspire Zone - Pitch 1 - Mohammed Ghanim - 16:30

Defensive Pressure

Mali

New Zealand



Mali		New Zealand
148	Total Pressures	268
42	Direct Pressures	53
1.46s	Avg Pressure Duration	1.48s
36	Forced Turnovers	37
7.72s	Ball Recovery Time	14.36s
44	Pushing on into Pressing	133
114	Pushing on	294
29	Pressing Direction Inside	21
67	Pressing Direction Outside	192

Most Direct Pressures

6

Lassana DIAWARA

DEFENSIVE MIDFIELD CENTRE LEFT

Most Direct Pressures

13

Joe McINTYRE

DEFENSIVE MIDFIELD CENTRE LEFT



FIFA U17 WORLD CUP QATAR 2026

GOALKEEPING



Mali v New Zealand

Goalkeeping Involvement

Mali

Mali GK Involvement Timeline

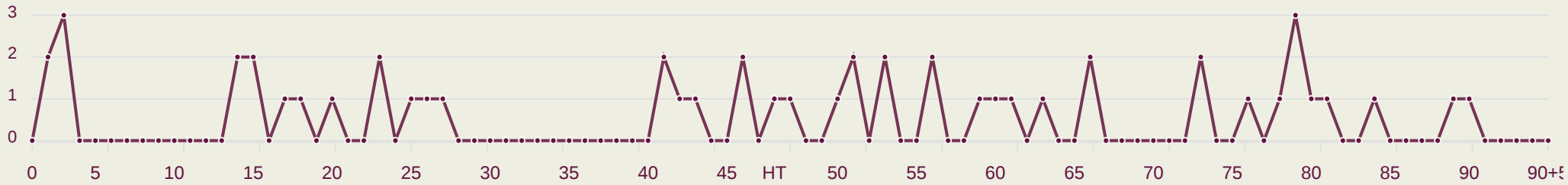

51

Total Involvements

New Zealand

New Zealand GK Involvement Timeline

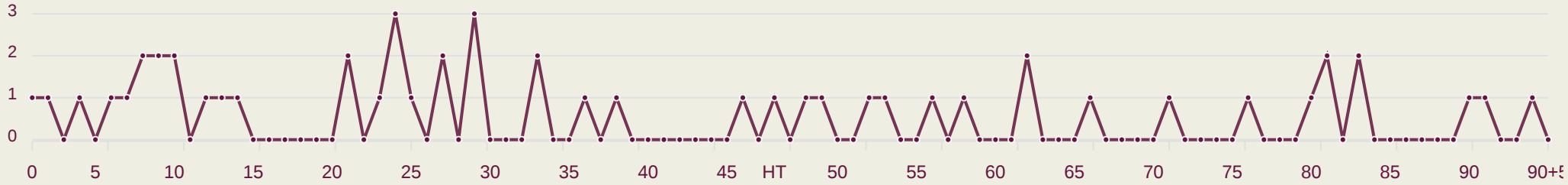

51

Total Involvements

Goalkeeping Distribution

Mali

Kick from Feet

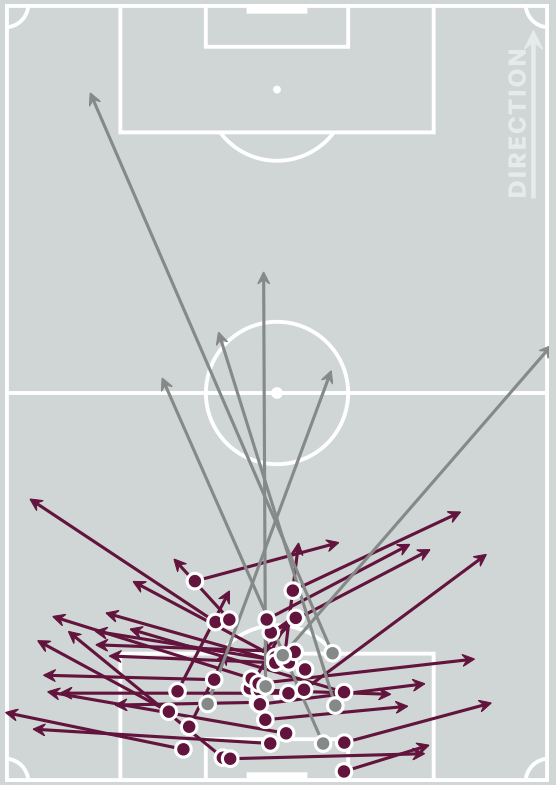

Complete Incomplete

- Play Onto
- Play Into
- Play Around
- Play Through
- Play Beyond
- Other

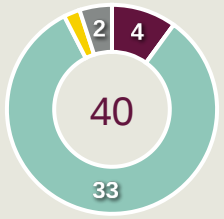

Kick from Hands

Complete Incomplete

- Side Kick
- From Hands
- Drop Kick

0

Throw Distribution

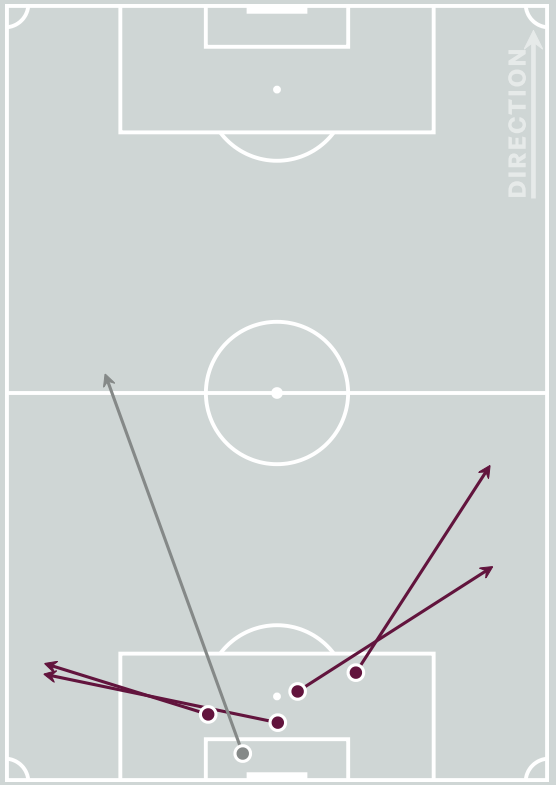

Complete Incomplete

- Over Arm
- Under Arm
- Side Arm
- Chest

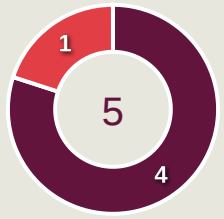

Total Distributions

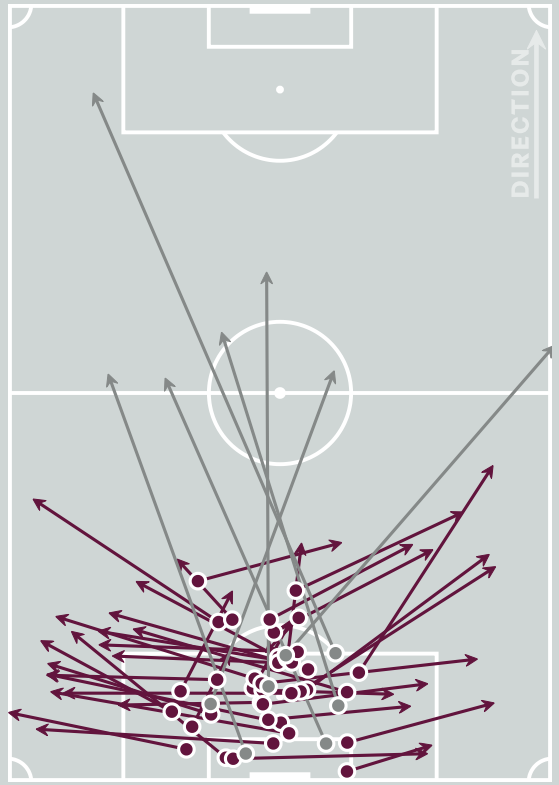

Complete Incomplete

11

Goalkeeper Line Breaks

Goalkeeping Distribution

New Zealand

Kick from Feet

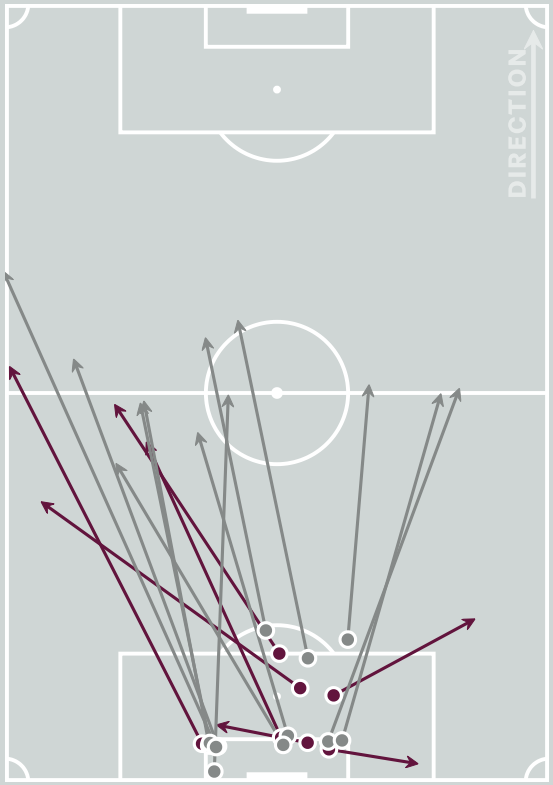

Complete Incomplete

- Play Onto
- Play Into
- Play Around
- Play Through
- Play Beyond
- Other

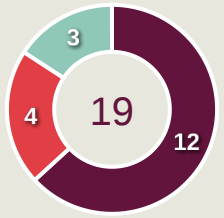

Kick from Hands

Complete Incomplete

- Side Kick
- From Hands
- Drop Kick

0

Throw Distribution

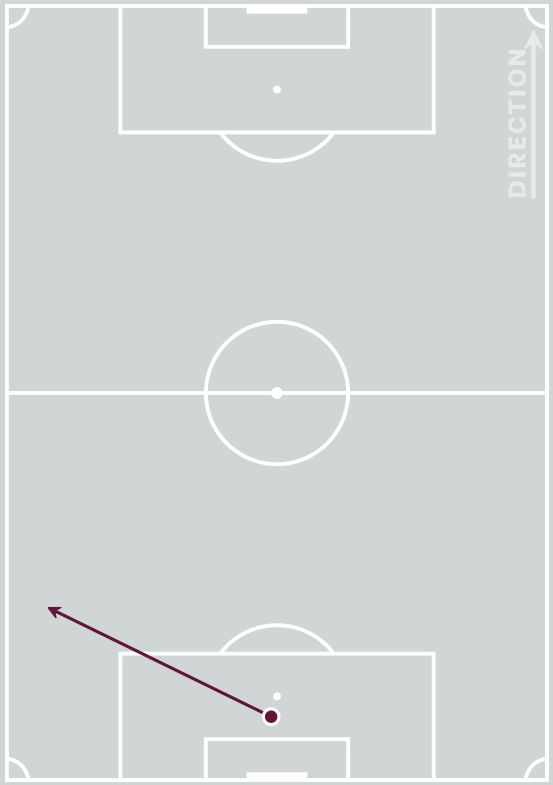

Complete Incomplete

- Over Arm
- Under Arm
- Side Arm
- Chest

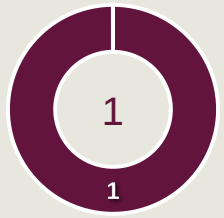

Total Distributions

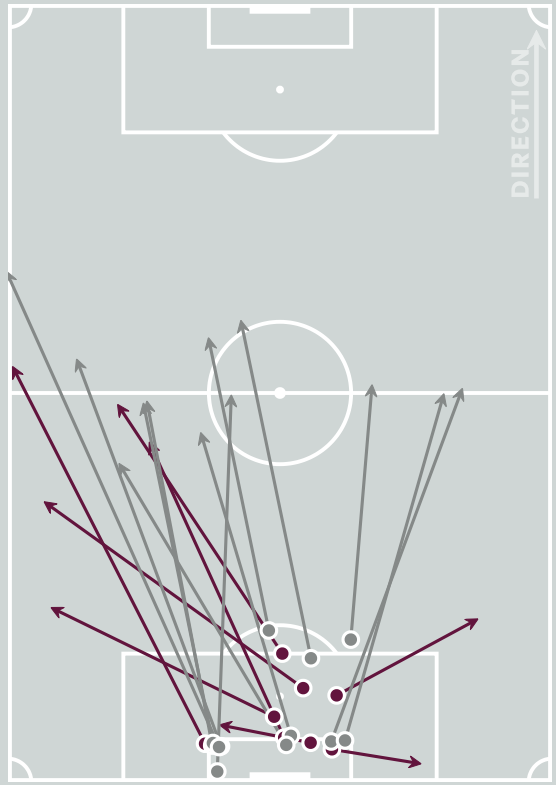

Complete Incomplete

12

Goalkeeper Line Breaks

Goal Prevention

Mali

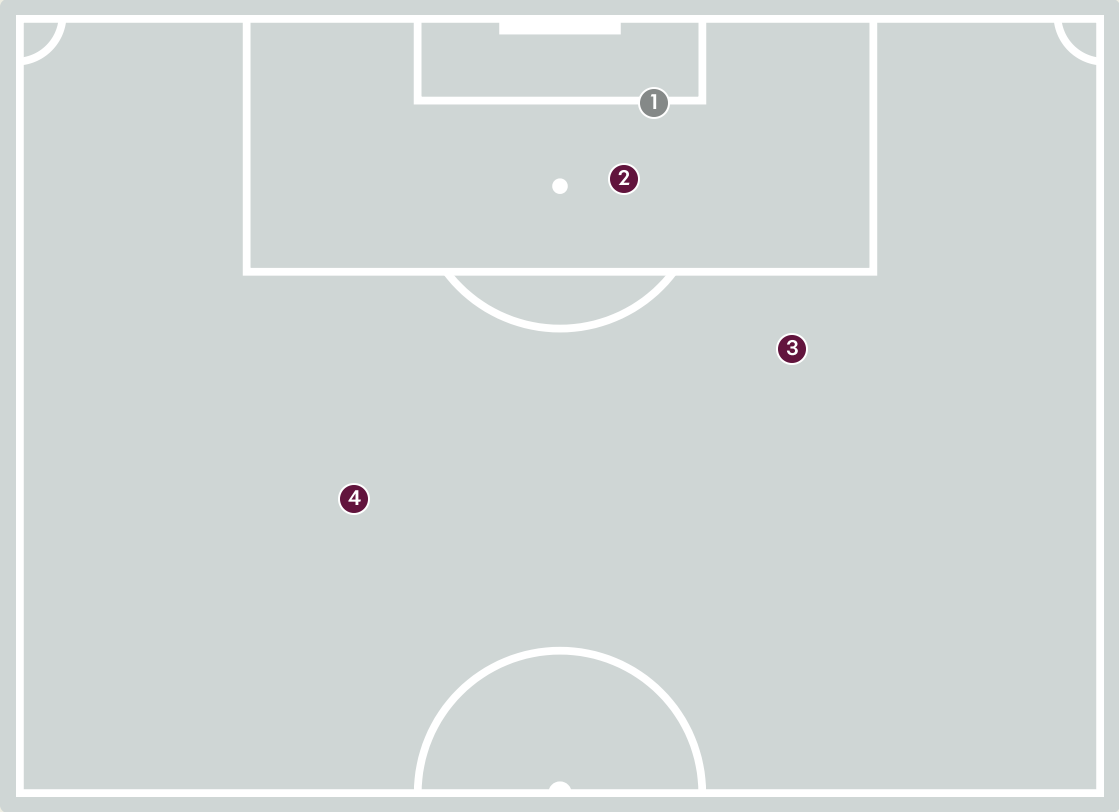

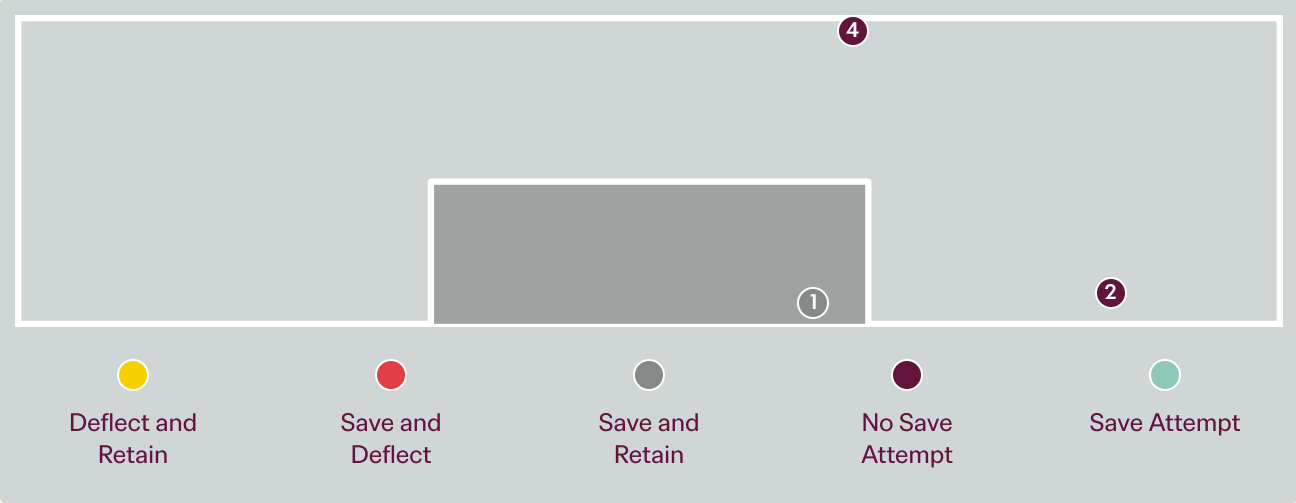

Intervention Type

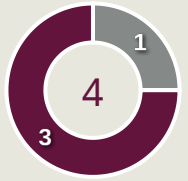

Deflect & Retain · Save & Deflect · Save & Retain · No Save Attempt · Save Attempt

Intervention Body Type

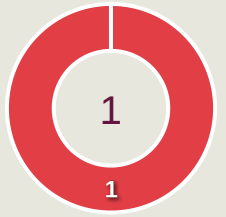

Head · Hands · Upper Body · Lower Body · Feet

Total Attempts on Goal Faced	Total Goal Interventions	Save & Retain	Deflect & Retain	Save & Deflect	Save Attempt	No Save Attempt
4	1	1	0	0	0	3

4

Total Attempts on Goal Faced

100

Save %

Goal Prevention

New Zealand

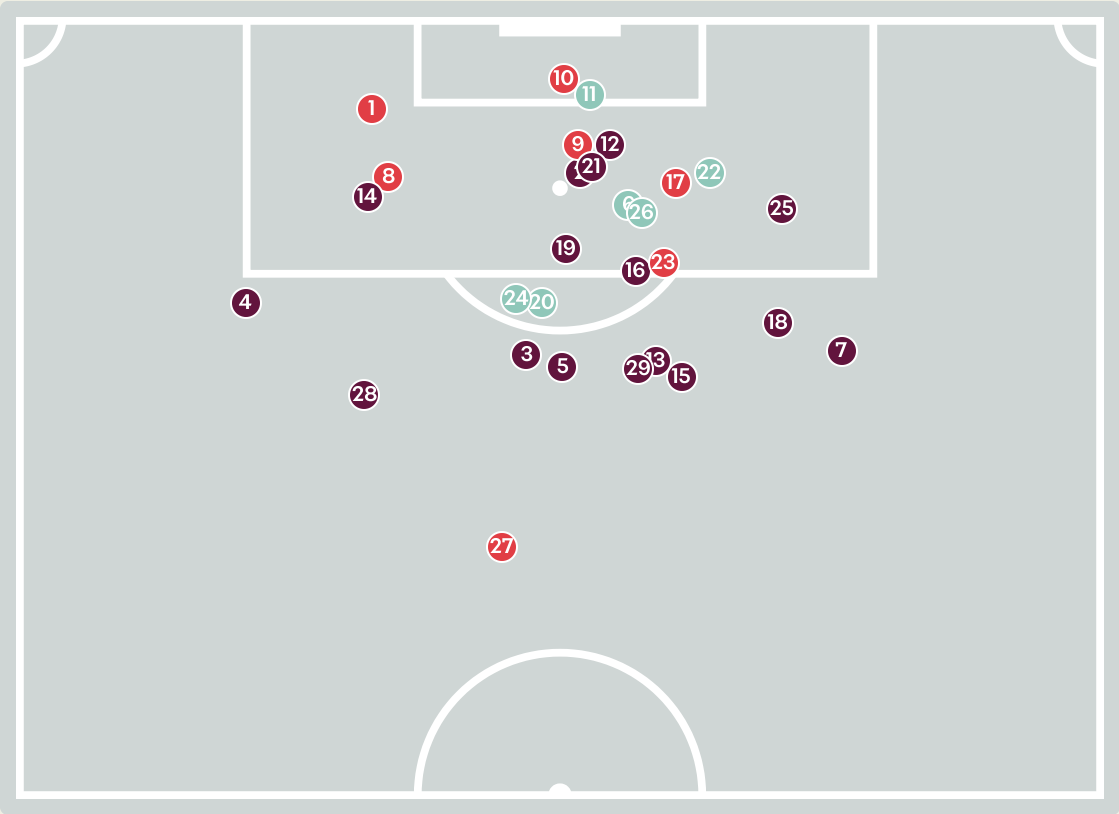

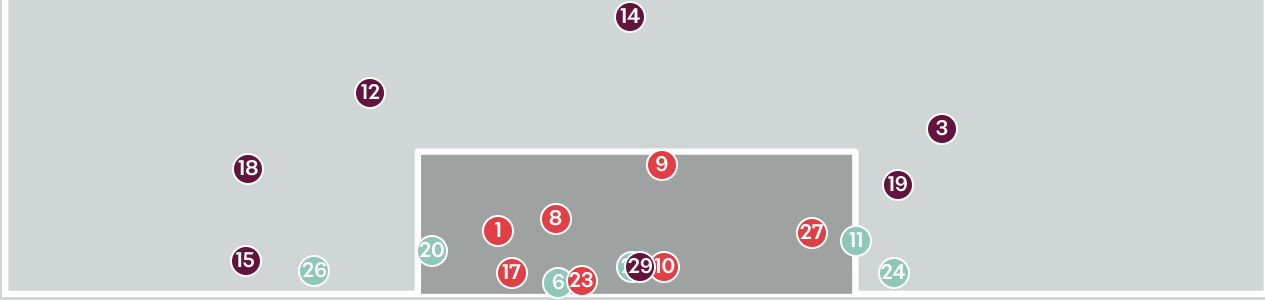

29

Total Attempts on Goal Faced

70

Save %

Intervention Type

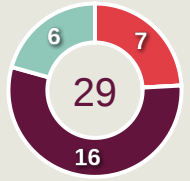

Intervention Body Type

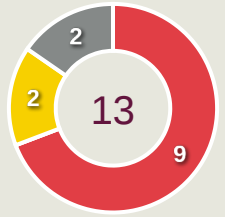

Total Attempts on Goal Faced	Total Goal Interventions	Save & Retain	Deflect & Retain	Save & Deflect	Save Attempt	No Save Attempt
29	7	0	0	7	6	16

Aerial Control

Mali

1
Total Interventions

0	0	0
Complete	Punches	Incomplete

1	1	0
Complete	Claims	Incomplete

0	0	0
Complete	Tipped/Palmed	Incomplete

Crosses Faced

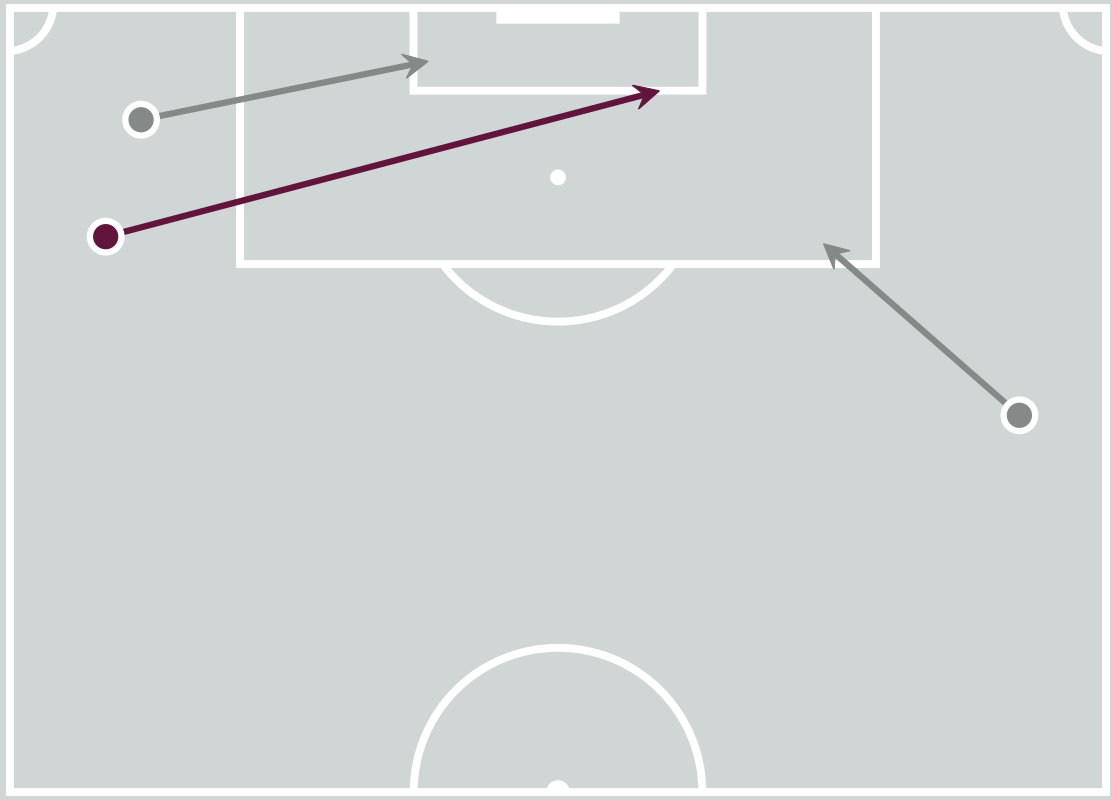

Delivery Types Faced

Total	In Swing	Out Swing	Driven	Lofted	Cutback	Push
6	4	1	0	0	0	1

Aerial Control

New Zealand

1
Total Interventions

0	1	0
Complete	Punches	Incomplete

0	0	0
Complete	Claims	Incomplete

0	0	0
Complete	Tipped/Palmed	Incomplete

Crosses Faced

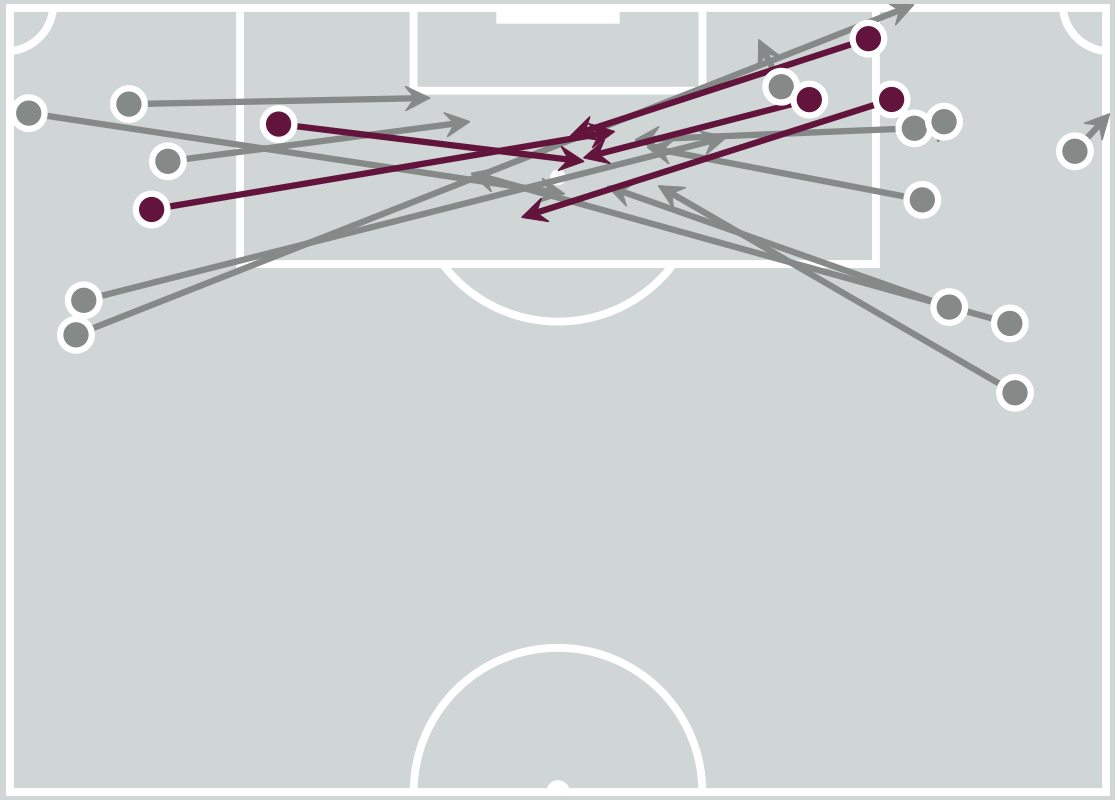

Delivery Types Faced

Total	In Swing	Out Swing	Driven	Lofted	Cutback	Push
27	6	8	2	4	3	4

FIFA U17 WORLD CUP QATAR 2026

SET PLAYS



Mali v New Zealand

Set Plays

Mali

45
Total Set Plays

15
Total Free Kicks

0
Total Penalties

10
Total Corners

20
Total Throw Ins

Free Kicks	
Type	**Total**
Direct	13
Direct (on target)	0
Direct (off target)	0
Indirect	2

Corners			
Delivery Type	**From Left Side**	**From Right Side**	**Total**
Direct to Area	4	4	8
Short	1	1	2
Edge of Penalty Area	0	0	0

Corners	
Delivery Style	**Total**
Inswing	5
Outswing	3
Driven	0
Lofted	0

Set Plays

New Zealand

42
Total Set Plays

12
Total Free Kicks

0
Total Penalties

4
Total Corners

26
Total Throw Ins

Free Kicks	
Type	**Total**
Direct	11
Direct (on target)	0
Direct (off target)	0
Indirect	1

Corners			
Delivery Type	**From Left Side**	**From Right Side**	**Total**
Direct to Area	1	2	3
Short	1	0	1
Edge of Penalty Area	0	0	0

Corners	
Delivery Style	**Total**
Inswing	3
Outswing	0
Driven	0
Lofted	0

INDIVIDUAL DATA IN POSSESSION




Mali v New Zealand

In Possession - Distributions

Mali

#	Player	Passes Attempted	Passes Completed	Pass Completion %	Switches of Play	Crosses Attempted	Crosses Completed	Line Breaks Attempted	Line Breaks Completed	Line Break Completion %	Ball Progressions	Take Ons	Step Ins	Attempts at Goal	Goals
1	Abdoul COULIBALY	45	38	84%	0	0	0	11	4	36%	0	0	0	0	0
4	Cheickna COULIBALY	58	49	84%	1	0	0	15	8	53%	0	0	0	2	0
5	Makan SACKO	80	71	89%	1	10	2	19	12	63%	2	2	0	2	1
6	Lassana DIAWARA	58	52	90%	2	0	0	13	10	77%	2	2	0	2	0
9	Yaya NIANG	12	9	75%	0	0	0	1	0	0%	1	1	0	6	0
10	Ismail KAMISSOKO	39	35	90%	0	2	0	11	10	91%	2	2	0	5	0
12	Youssouf SYLLA	65	53	82%	0	5	0	23	16	70%	2	2	0	2	0
13	Issiaka KONE	32	26	81%	0	5	3	13	9	69%	3	3	0	4	0
14	Halidou MAIGA	55	49	89%	0	0	0	9	8	89%	2	1	1	2	2
20	Djigui KOITA	25	21	84%	1	3	2	4	3	75%	4	4	0	2	0
21	Moussa DIANESSI	79	75	95%	1	0	0	27	25	93%	0	0	0	0	0
7	Cheick COULIBALY	10	8	80%	1	1	0	1	0	0%	0	0	0	2	0
8	Mamadou CAMARA	4	3	75%	0	0	0	2	2	100%	0	0	0	0	0
11	Aboubacar KEITA	11	8	73%	0	1	0	5	2	40%	6	4	2	0	0
17	Sanaba KEITA	1	1	100%	0	0	0	0	0	0%	0	0	0	0	0

In Possession - Offers & Receptions

Mali

			Offer movement types						
#	Player	Total Offers	In Front	In Between	Out to In	In to Out	In Behind	No Movement	Offers Received
1	Abdoul COULIBALY	1	0	0	0	0	0	1	1
4	Cheickna COULIBALY	5	0	0	0	0	0	5	1
5	Makan SACKO	55	9	6	5	1	19	15	23
6	Lassana DIAWARA	8	2	4	0	1	0	1	5
9	Yaya NIANG	20	0	1	0	0	19	0	7
10	Ismail KAMISSOKO	46	6	21	3	3	10	3	13
12	Youssouf SYLLA	27	2	2	2	0	4	17	12
13	Issiaka KONE	14	1	1	1	0	9	2	4
14	Halidou MAIGA	36	11	15	1	3	6	0	15
20	Djigui KOITA	24	2	1	0	0	7	14	14
21	Moussa DIANESSI	8	2	0	0	0	0	6	5
7	Cheick COULIBALY	12	2	3	0	1	4	2	7
8	Mamadou CAMARA	3	1	1	0	0	0	1	2
11	Aboubacar KEITA	7	0	0	0	1	4	2	2
17	Sanaba KEITA	3	0	1	0	0	2	0	0

In Possession - Distributions

New Zealand



#	Player	Passes Attempted	Passes Completed	Pass Completion %	Switches of Play	Crosses Attempted	Crosses Completed	Line Breaks Attempted	Line Breaks Completed	Line Break Completion %	Ball Progressions	Take Ons	Step Ins	Attempts at Goal	Goals
1	Joseph CHALABI	20	8	40%	0	0	0	12	4	33%	0	0	0	0	0
4	Ethan DYER	24	15	62%	2	0	0	10	3	30%	3	3	0	0	0
5	Keigo SHIMOKAWA	41	31	76%	1	0	0	19	17	89%	3	0	3	1	0
7	Willem DES TOMBE	30	19	63%	0	0	0	9	4	44%	3	3	0	0	0
8	Cailean HAMILTON	13	8	62%	0	0	0	4	1	25%	1	1	0	1	0
10	Matias NUNEZ	15	10	67%	0	3	0	4	1	25%	3	3	0	1	0
11	Ben TRENBERTH	12	10	83%	0	1	0	3	2	67%	3	3	0	0	0
13	Joe McINTYRE	33	29	88%	0	0	0	8	6	75%	1	1	0	0	0
14	Jack CLEGG	5	4	80%	0	0	0	1	0	0%	2	2	0	0	0
15	Sena VESTY	21	16	76%	0	2	1	4	3	75%	3	2	1	1	0
18	Sean KANE	16	10	62%	0	0	0	7	5	71%	1	1	0	0	0
2	Santiago CASTILLO	19	12	63%	0	0	0	7	4	57%	0	0	0	0	0
9	Zach CASHMORE	0	0	0%	0	0	0	0	0	0%	0	0	0	0	0
16	James WENCESLAO	2	1	50%	0	0	0	1	0	0%	0	0	0	0	0
19	Gethyn FOSTER	3	2	67%	0	0	0	0	0	0%	0	0	0	0	0
20	John WOLDEGIORGIS	4	3	75%	0	0	0	1	1	100%	0	0	0	0	0

In Possession - Offers & Receptions

New Zealand

			Offer movement types						
#	Player	Total Offers	In Front	In Between	Out to In	In to Out	In Behind	No Movement	Offers Received
1	Joseph CHALABI	0	0	0	0	0	0	0	0
4	Ethan DYER	3	0	1	0	0	0	2	0
5	Keigo SHIMOKAWA	5	1	0	0	0	0	4	4
7	Willem DES TOMBE	7	3	0	0	0	1	3	2
8	Cailean HAMILTON	14	0	3	4	1	1	5	3
10	Matias NUNEZ	11	1	0	3	0	4	3	1
11	Ben TRENBERTH	32	2	19	0	2	8	1	6
13	Joe McINTYRE	12	8	3	0	1	0	0	7
14	Jack CLEGG	18	0	5	1	1	11	0	2
15	Sena VESTY	25	7	15	1	1	0	1	7
18	Sean KANE	4	0	0	0	0	2	2	1
2	Santiago CASTILLO	1	0	0	0	0	0	1	1
9	Zach CASHMORE	2	0	0	0	0	2	0	0
16	James WENCESLAO	3	2	0	0	0	1	0	1
19	Gethyn FOSTER	2	1	1	0	0	0	0	0
20	John WOLDEGIORGIS	8	2	1	0	2	3	0	3

INDIVIDUAL DATA
OUT OF POSSESSION




Mali v New Zealand

Out of Possession

Mali

#	Player	Tackles Made / Won	Blocks	Interceptions	Pressing Direct	Pressing Indirect	Duels Won - Aerial	Duels Won - Physical	Possession Contests won	Clearances	Loose Ball Receptions	Pushing On	Pushing On into Pressing	Possession Regains	Possession Interrupted
1	Abdoul COULIBALY	0 / 0	0	0	0	0	0	0	0	1	2	0	0	6	0
4	Cheickna COULIBALY	2 / 0	0	0	2	2	4	0	4	7	6	6	0	4	7
5	Makan SACKO	3 / 0	3	1	4	4	1	0	1	1	11	14	0	4	1
6	Lassana DIAWARA	7 / 1	3	0	6	8	4	0	5	3	10	10	6	6	5
9	Yaya NIANG	3 / 0	1	0	4	13	0	0	0	2	6	13	7	2	1
10	Ismail KAMISSOKO	5 / 1	2	0	6	23	1	0	2	0	9	18	10	3	3
12	Youssouf SYLLA	6 / 2	0	0	6	4	2	0	2	8	9	14	3	4	6
13	Issiaka KONE	1 / 0	4	2	2	9	0	0	0	0	5	8	3	4	1
14	Halidou MAIGA	4 / 3	4	3	6	19	1	0	2	0	13	16	6	11	1
20	Djigui KOITA	4 / 1	1	0	4	9	1	0	1	1	7	9	5	2	0
21	Moussa DIANESSI	0 / 0	1	3	0	2	0	0	1	7	10	1	0	5	4
7	Cheick COULIBALY	0 / 0	1	0	0	1	1	0	1	0	4	1	0	0	0
8	Mamadou CAMARA	2 / 0	0	1	1	6	0	0	0	0	0	2	2	1	0
11	Aboubacar KEITA	0 / 0	0	1	0	3	0	0	0	0	1	1	1	1	0
17	Sanaba KEITA	0 / 0	0	0	1	3	0	0	0	0	0	1	1	0	0

Out of Possession

New Zealand

#	Player	Tackles Made / Won	Blocks	Interceptions	Pressing Direct	Pressing Indirect	Duels Won - Aerial	Duels Won - Physical	Possession Contests won	Clearances	Loose Ball Receptions	Pushing On	Pushing On into Pressing	Possession Regains	Possession Interrupted
1	Joseph CHALABI	0 / 0	0	0	0	0	0	0	0	0	3	0	0	2	0
4	Ethan DYER	3 / 1	3	0	7	6	1	0	2	14	3	12	5	2	18
5	Keigo SHIMOKAWA	3 / 2	5	0	3	1	5	0	6	14	3	12	0	5	16
7	Willem DES TOMBE	7 / 0	2	2	4	17	0	0	0	6	3	35	14	4	5
8	Cailean HAMILTON	4 / 2	2	1	7	30	1	0	1	1	3	27	20	3	2
10	Matias NUNEZ	0 / 0	3	1	2	31	0	0	1	0	3	41	24	2	1
11	Ben TRENBERTH	3 / 1	3	0	5	26	0	0	0	2	4	21	13	1	6
13	Joe McINTYRE	7 / 1	4	1	13	21	1	0	1	1	11	24	10	6	3
14	Jack CLEGG	0 / 0	0	0	0	21	0	4	4	0	4	20	12	0	0
15	Sena VESTY	2 / 0	3	2	3	15	1	0	2	3	11	39	9	4	3
18	Sean KANE	0 / 0	3	1	0	13	1	0	1	4	2	16	6	2	5
2	Santiago CASTILLO	2 / 1	2	0	3	4	1	0	1	2	4	8	3	4	2
9	Zach CASHMORE	0 / 0	1	0	1	12	0	0	0	0	0	10	6	0	1
16	James WENCESLAO	1 / 1	0	0	3	8	0	0	0	0	0	15	6	1	0
19	Gethyn FOSTER	2 / 0	0	0	0	0	0	0	0	0	1	3	0	0	1
20	John WOLDEGIORGIS	1 / 0	0	0	2	10	1	0	1	0	0	11	5	0	1

INDIVIDUAL DATA
PHYSICAL




Mali v New Zealand

Physical Data

Mali

#	Player	Total Distance (m)	Zone 1: 0-7 km/h (m)	Zone 2: 7-15 km/h (m)	Zone 3: 15-20 km/h (m)	Zone 4: 20-25 km/h (m)	Zone 5: 25+ km/h (m)	High Speed Runs (Zone 3)	Sprints (Zone 4 & 5)	Top Speed (km/h)
1	Abdoul COULIBALY	5194.5	3808.3	1296.3	89.9	0	0	8.0	0	19.6
4	Cheickna COULIBALY	10029.5	3669.0	4722.1	1215.5	394.2	28.7	111.0	29.0	27.5
5	Makan SACKO	9955.2	3574.8	3751.5	1418.0	751.6	459.2	124.0	62.0	32.5
6	Lassana DIAWARA	11065.7	3402.7	5579.1	1616.8	445.0	22.1	154.0	28.0	26.6
9	Yaya NIANG	9849.2	3666.7	4122.9	1255.6	624.0	180.0	120.0	49.0	31.9
10	Ismail KAMISSOKO	10207.3	3156.4	4580.9	1683.5	650.1	136.4	159.0	46.0	30.7
12	Youssouf SYLLA	10439.1	4047.4	3988.2	1570.9	677.7	155.0	134.0	48.0	29.3
13	Issiaka KONE	7357.1	2884.7	3107.5	923.6	324.9	116.5	91.0	25.0	30.8
14	Halidou MAIGA	10841.6	3372.4	4692.6	2044.0	646.5	86.1	172.0	49.0	29.0
20	Djigui KOITA	7643.8	2803.1	3218.8	1078.0	477.8	66.1	96.0	36.0	32.2
21	Moussa DIANESSI	9735.7	3484.0	4494.2	1450.9	259.6	46.9	113.0	19.0	29.2
7	Cheick COULIBALY	2618.9	947.3	1106.9	315.2	169.8	79.7	29.0	13.0	33.8
8	Mamadou CAMARA	982.6	236.3	505.5	188.6	52.2	0	19.0	4.0	24.5
11	Aboubacar KEITA	2653.0	864.9	1170.1	443.3	130.8	44.0	39.0	10.0	28.2
17	Sanaba KEITA	779.3	278.4	299.8	133.0	55.1	13.2	10.0	5.0	26.3

Physical Data

New Zealand



#	Player	Total Distance (m)	Zone 1: 0-7 km/h (m)	Zone 2: 7-15 km/h (m)	Zone 3: 15-20 km/h (m)	Zone 4: 20-25 km/h (m)	Zone 5: 25+ km/h (m)	High Speed Runs (Zone 3)	Sprints (Zone 4 & 5)	Top Speed (km/h)
1	Joseph CHALABI	4422.0	3346.7	1036.3	34.4	4.5	0	2.0	0	21.8
4	Ethan DYER	9003.8	3455.5	4000.4	1060.7	337.3	149.9	97.0	26.0	31.7
5	Keigo SHIMOKAWA	9776.3	4124.0	3987.0	1036.7	483.3	145.3	98.0	33.0	30.6
7	Willem DES TOMBE	10133.4	3387.5	4692.8	1429.0	463.7	160.5	130.0	35.0	32.6
8	Cailean HAMILTON	7683.7	2280.8	3755.4	1246.6	391.3	9.6	112.0	24.0	25.6
10	Matias NUNEZ	10634.2	3485.6	4968.5	1546.4	522.9	110.9	128.0	37.0	29.4
11	Ben TRENBERTH	9014.3	2442.7	4951.9	1271.3	348.3	0	119.0	28.0	25.0
13	Joe McINTYRE	11266.2	3362.5	4967.0	2260.9	597.7	78.0	189.0	45.0	28.8
14	Jack CLEGG	7525.4	2815.7	3438.2	914.2	237.3	120.0	85.0	20.0	29.8
15	Sena VESTY	10320.8	2727.2	5307.2	1844.4	407.9	34.0	144.0	26.0	27.1
18	Sean KANE	6698.7	2345.6	3017.4	894.2	374.0	67.6	84.0	31.0	27.3
2	Santiago CASTILLO	3679.2	1182.3	1588.5	542.9	324.8	40.7	53.0	20.0	27.0
9	Zach CASHMORE	2712.8	656.3	1346.0	502.0	158.3	50.3	45.0	15.0	28.7
16	James WENCESLAO	3650.2	1215.3	1544.1	484.3	306.5	100.0	49.0	20.0	29.4
19	Gethyn FOSTER	1317.7	329.4	578.7	289.7	103.7	16.1	25.0	6.0	27.0
20	John WOLDEGIORGIS	2881.0	610.9	1516.4	468.6	212.1	72.9	38.0	15.0	30.3


FIFA
U17
WORLD CUP
QATAR 2026