FIFA U17 WORLD CUP QATAR 2026

# POST MATCH SUMMARY REPORT

## Senegal 1 - 1 Croatia

Group F - Match 11
20 November 2026
18:30 Kick Off
Aspire Zone - Pitch 2 - Ibrahim Khalfan

20 November 2026 - Aspire Zone - Pitch 2 - Ibrahim Khalfan - 18:30

# Match Summary - Teams

## Senegal

**1 – 1**

## Croatia

### STARTING

| | | | |
|---|---|---|---|
| 1 | GK | Baba CAMARA | |
| 2 | DF | Lamine MBENGUE | |
| 4 | DF | Cheikh THIOR | |
| 5 | MF | Emile SADIO | ↓ 90+5' |
| 6 | MF | Maurice BIAYE | |
| 7 | FW | Sega MBODJI | ⚽ 45' ↓ 73' |
| 8 | FW | Sidy Barhama NDIAYE | ↓ 73' |
| 9 | FW | Ibrahima DIONE | ↓ 87' |
| 14 | DF | Cheikh DIENG | 81' |
| 19 | DF | Abdou Karim DIALLO | 42' |
| 21 | MF | El Hadji SOW | ↓ 87' |

### SUBSTITUTES

| | | | |
|---|---|---|---|
| 15 | GK | Francois GOMIS | ↑ 90+5' |
| 16 | GK | Assane SARR | |
| 3 | DF | Bacary SAGNA | |
| 10 | MF | Ibrahima KONTE | ↑ 87' |
| 11 | FW | Pape Mansour GUEYE | ↑ 73' |
| 12 | MF | Mouhamed FAYE | ↑ 73' |
| 13 | FW | Mamour CISSE | |
| 17 | DF | Malick DIALLO | |
| 18 | MF | Moussa CISSE | |
| 20 | FW | Jerome ALBIS | ↑ 87' |

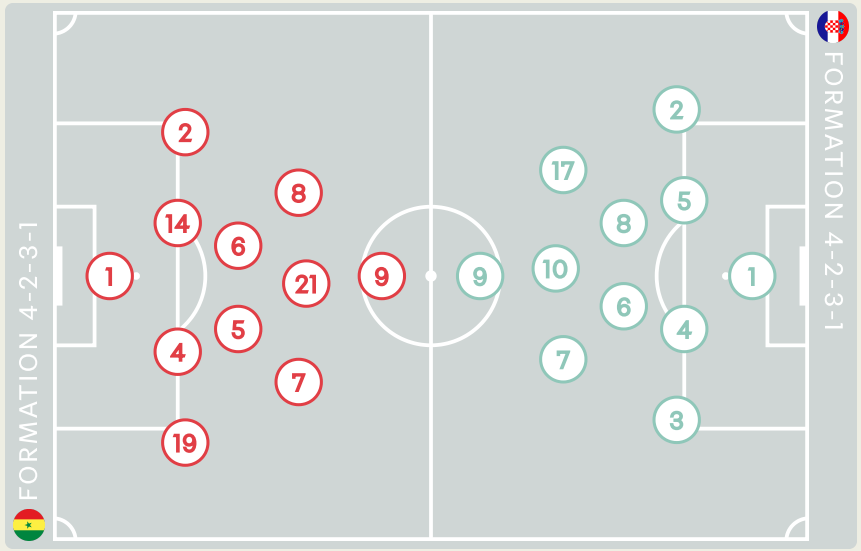


### Distribution in the Final Third

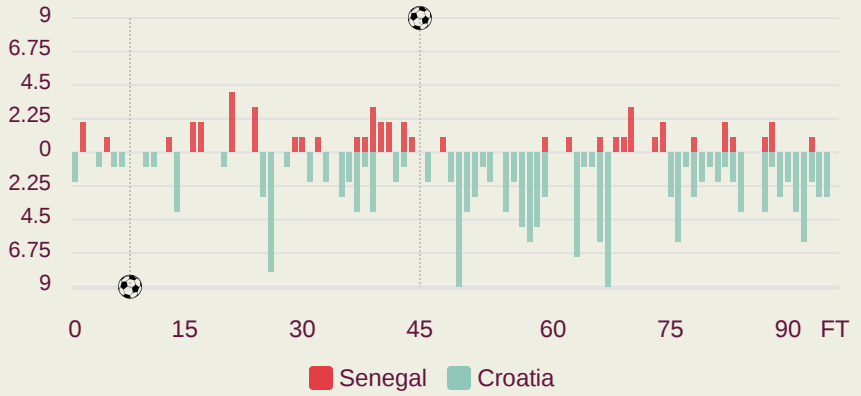


### STARTING

| | | | |
|---|---|---|---|
| Lovro LOJEN | GK | 1 | |
| Luka POSAVEC | DF | 2 | |
| ↓ 74' Ivan PAUNOVIC | DF | 3 | |
| Karlo ZIRDUM | DF | 4 | |
| Filip PAVIC | DF | 5 | |
| ↓ 74' Marin MODRIC | MF | 6 | |
| ⚽ 8' Luka BARTOLOVIC | FW | 7 | |
| ↓ 87' Juraj FRIGAN | MF | 8 | |
| Jakov DEDIC | FW | 9 | |
| Jona BENKOTIC | MF | 10 | |
| ↓ 24' Vid SEITZ | MF | 17 | |

### SUBSTITUTES

| | | | |
|---|---|---|---|
| Josip PANDURIC | GK | 12 | |
| Roko BANOVAC | GK | 21 | |
| ↑ 24' Vito JAKOVLJEVIC | FW | 11 | |
| ↑ 74' Patrik LACIC | DF | 13 | |
| Vito SABLIC | DF | 14 | |
| Izak JEZIC | DF | 15 | |
| Endi VELJACIC | MF | 16 | |
| Leon SERIFI | MF | 18 | |
| ↑ 74' Toni RUSO | FW | 19 | |
| ↑ 87' Dino BEADER TRAJANOVSKI | MF | 20 | |

20 November 2026 - Aspire Zone - Pitch 2 - Ibrahim Khalfan - 18:30

# Match Summary - Key Statistics



**Senegal**

**1 — 1**

**Croatia**



## Possession

| Total | 32% | 9.1% | 58.8% | Total |
|---|---|---|---|---|
| 1 | Goals | | | 1 |
| 0.45 | xG (Expected Goals) | | | 0.27 |
| 11 (3) | Attempts at Goal (On Target) | | | 9 (5) |
| 303 (230) | Total Passes (Complete) | | | 567 (485) |
| 76 % | Pass Completion % | | | 86 % |
| 52 | Completed Line Breaks | | | 93 |
| 4 | Defensive Line Breaks | | | 17 |
| 31 | Receptions in the Final Third | | | 122 |
| 10 | Crosses | | | 35 |
| 14 | Ball Progressions | | | 21 |
| 293 (50) | Defensive Pressures Applied (Direct Pressures) | | | 127 (42) |
| 49 | Forced Turnovers | | | 41 |
| 62 | Second Balls | | | 78 |
| 108.8 km | Total Distance Covered | | | 112 km |
| 5.8 km | Zone 4 – Low Speed Sprinting: 20-25 km/h | | | 5.3 km |

20 November 2026 - Aspire Zone - Pitch 2 - Ibrahim Khalfan - 18:30

# Phases of Play

Senegal

Croatia

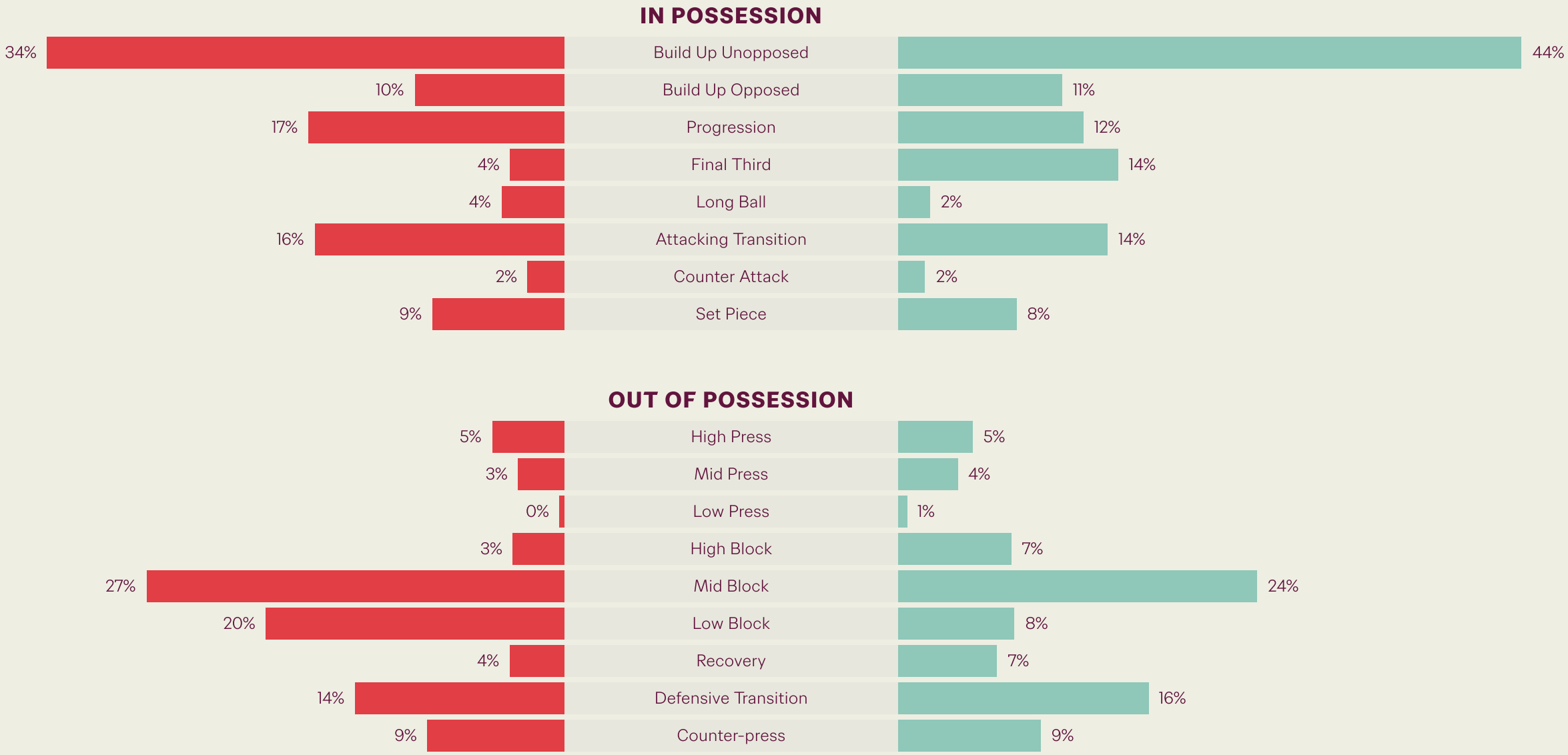

FIFA U17 WORLD CUP QATAR 2026

# IN POSSESSION



Senegal v Croatia

# In Possession Line Height & Team Length

Senegal

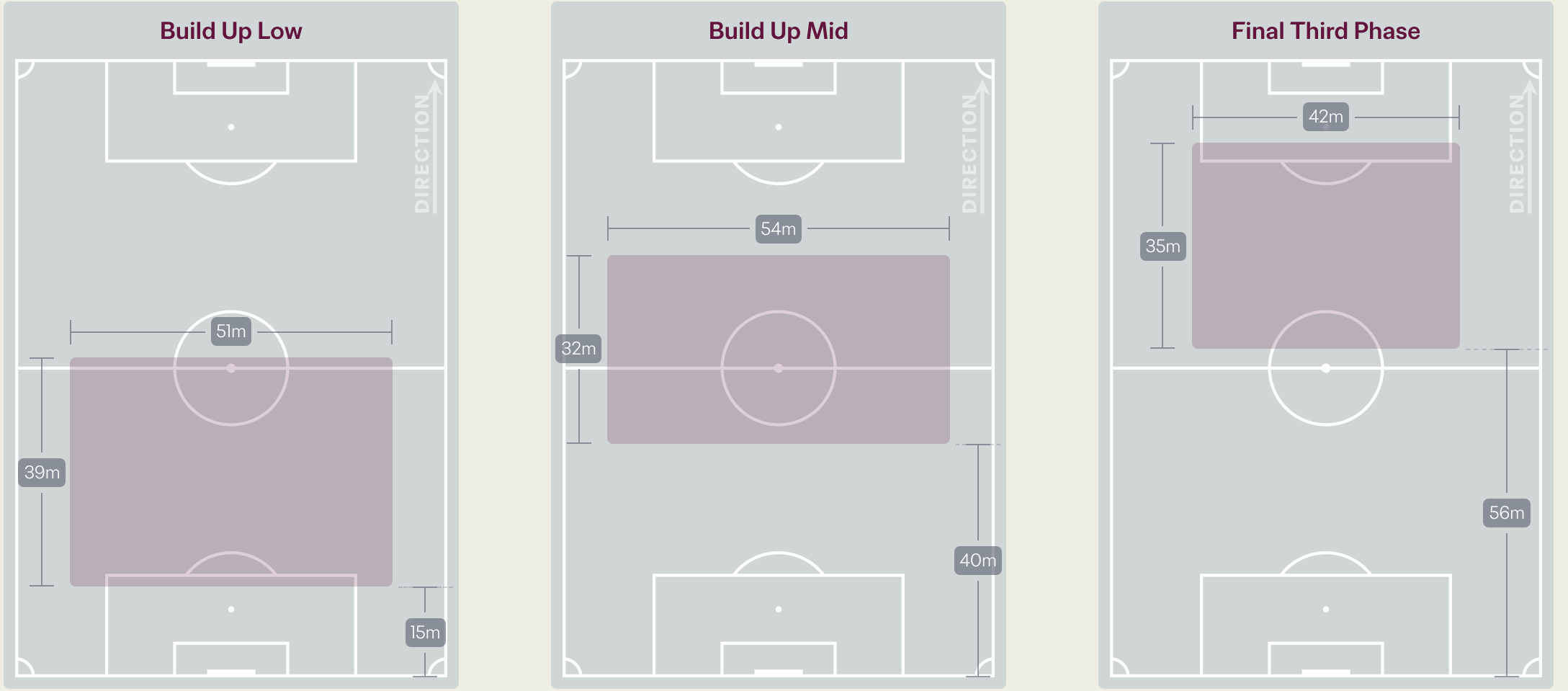

# In Possession Line Height & Team Length

Croatia

## Build Up Low

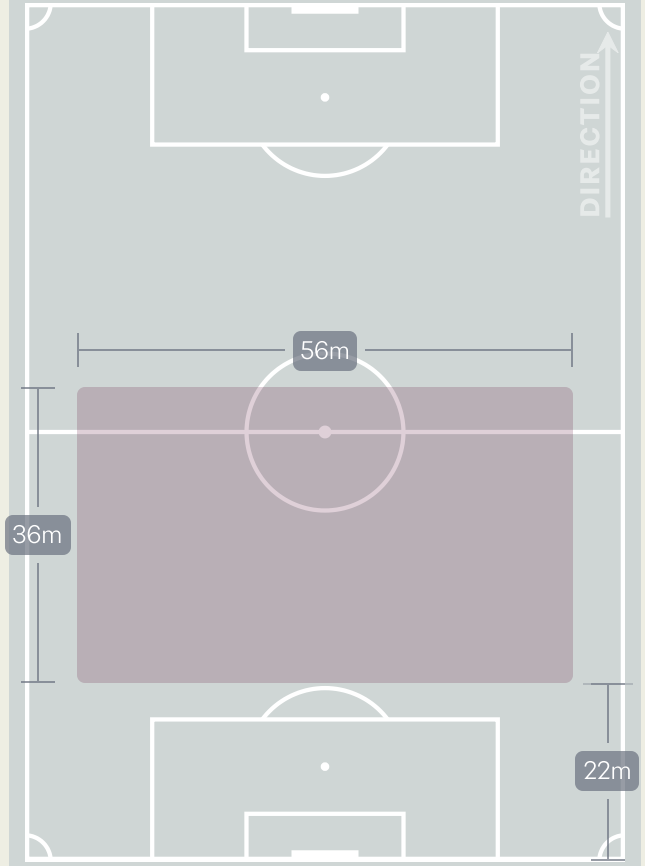


## Build Up Mid

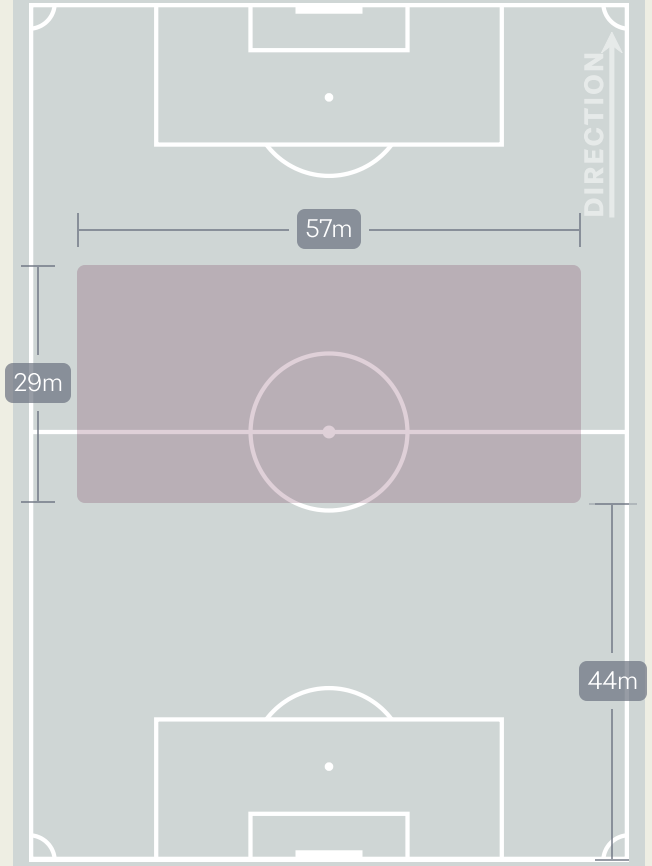


## Final Third Phase

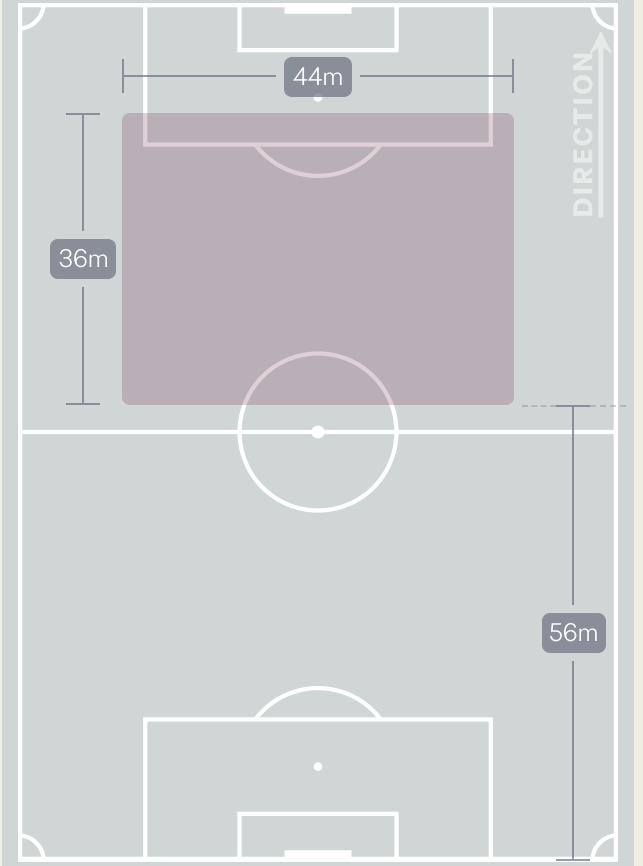

# Line Breaks

## Senegal

**Attempted Line Breaks**
**95**

| 13 | 10 |
|---|---|
| Attempted | Complete |

| 34 | 24 |
|---|---|
| Attempted | Complete |

| 48 | 18 |
|---|---|
| Attempted | Complete |

## 4 Units

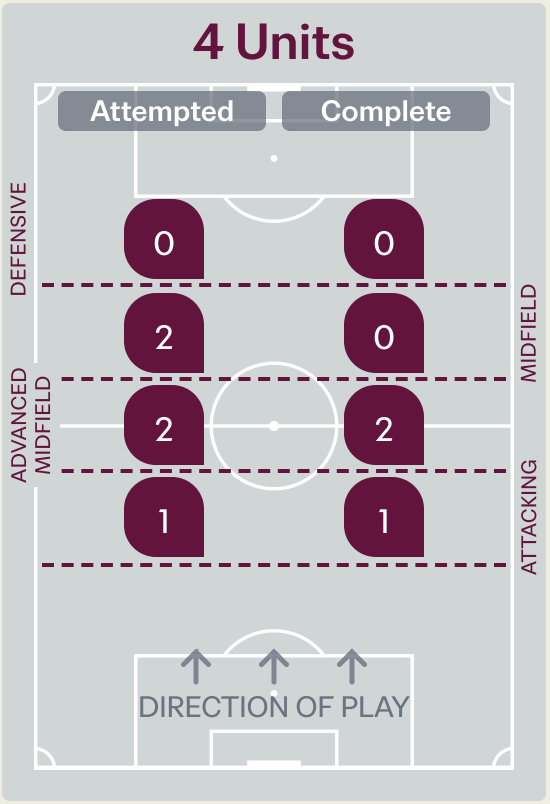


| Attempted Line Breaks | 5 |
|---|---|
| Inside Shape | 4 |
| Outside Shape | 1 |

## 3 Units

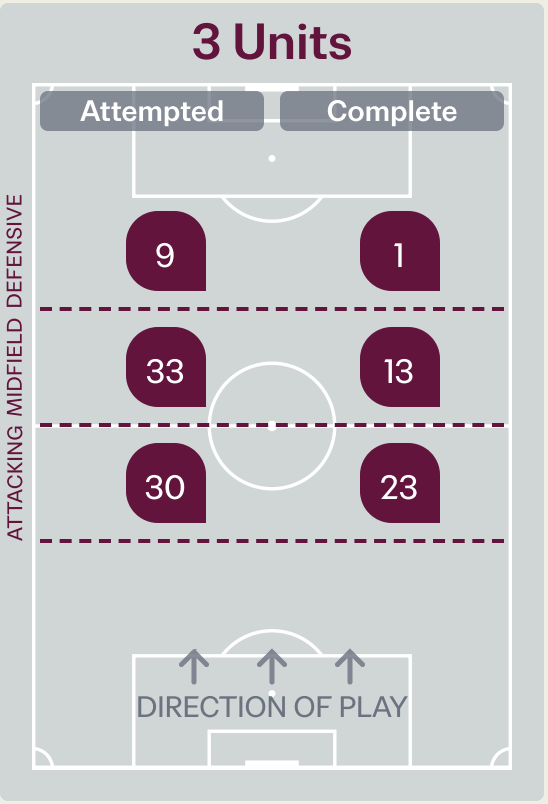


| Attempted Line Breaks | 72 |
|---|---|
| Inside Shape | 44 |
| Outside Shape | 28 |

## 2 Units

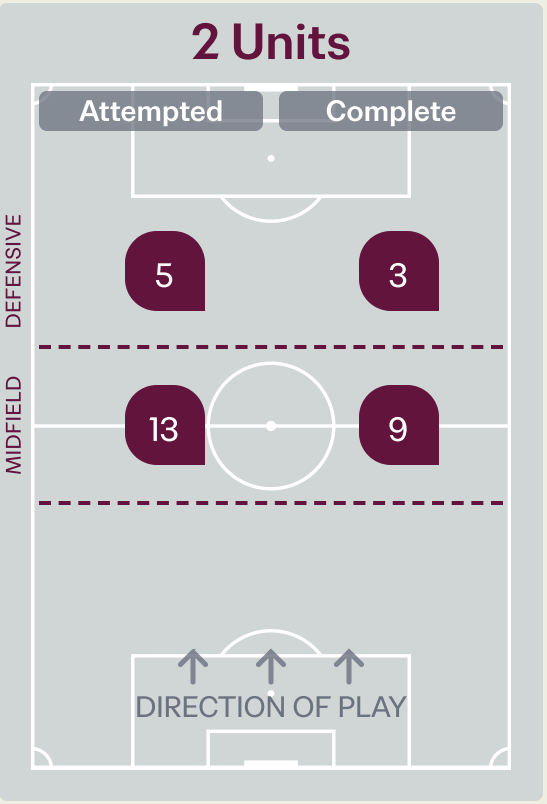


| Attempted Line Breaks | 18 |
|---|---|
| Inside Shape | 13 |
| Outside Shape | 5 |

# Line Breaks

## Croatia

**Attempted Line Breaks**
**135**

| Attempted | Complete |
|---|---|
| 23 | 19 |
| 57 | 49 |
| 55 | 25 |

## 4 Units

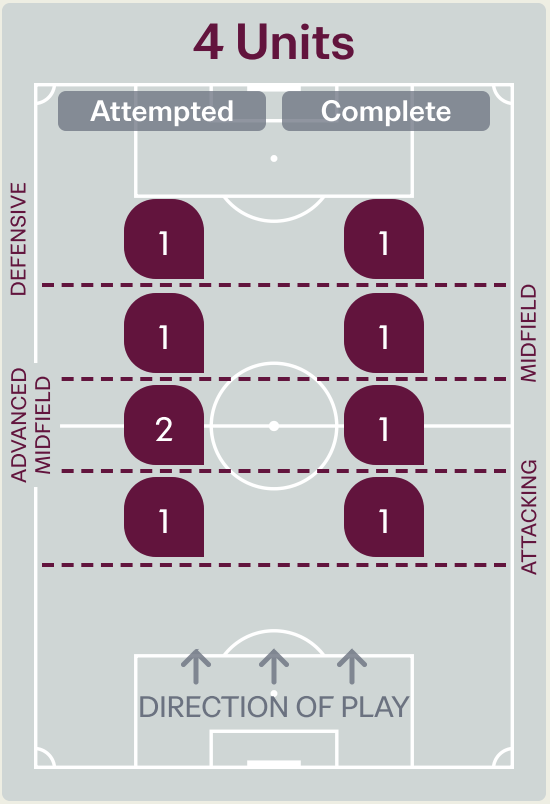


| Attempted Line Breaks | 5 |
|---|---|
| Inside Shape | 4 |
| Outside Shape | 1 |

## 3 Units

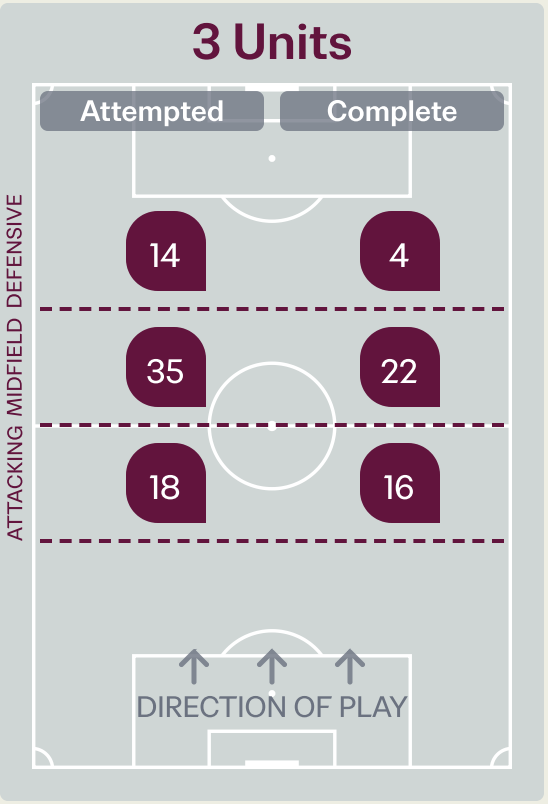


| Attempted Line Breaks | 67 |
|---|---|
| Inside Shape | 41 |
| Outside Shape | 26 |

## 2 Units

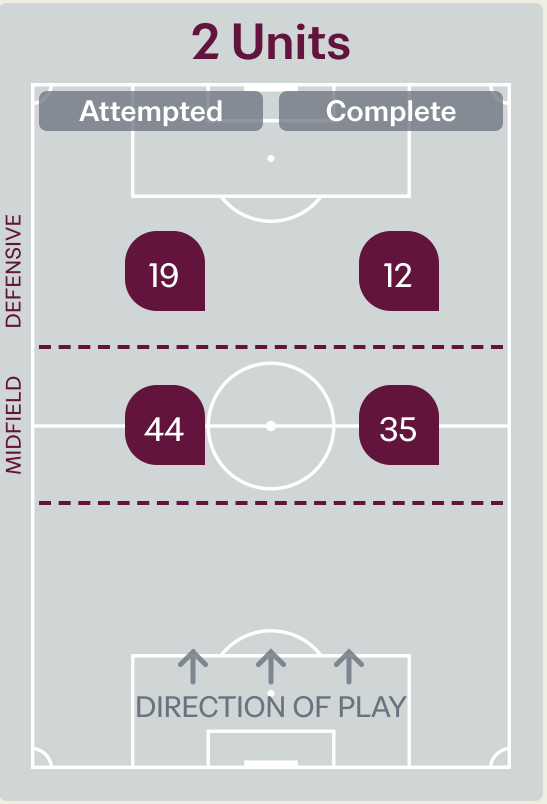


| Attempted Line Breaks | 63 |
|---|---|
| Inside Shape | 31 |
| Outside Shape | 32 |

# Line Breaks

## Senegal

| | | | | | 4 Units | | | | 3 Units | | | 2 Units | | Direction | | | Distribution Type | | |
|---|---|---|---|---|---|---|---|---|---|---|---|---|---|---|---|---|---|---|---|
| # | Player | Line Breaks Attempted | Line Breaks Completed | Line Break Completion % | Attacking Line | Attacking Midfield Line | Midfield Line | Defensive Line | Attacking Line | Midfield Line | Defensive Line | Midfield Line | Defensive Line | Through | Around | Over | Pass | Cross | Ball Progression |
| 1 | Baba CAMARA | 12 | 5 | 42% | 0 | 0 | 1 | 0 | 5 | 5 | 1 | 0 | 0 | 2 | 0 | 10 | 12 | 0 | 0 |
| 2 | Lamine MBENGUE | 17 | 8 | 47% | 0 | 0 | 1 | 0 | 5 | 4 | 2 | 4 | 1 | 2 | 10 | 5 | 14 | 0 | 3 |
| 4 | Cheikh THIOR | 14 | 12 | 86% | 0 | 0 | 0 | 0 | 10 | 4 | 0 | 0 | 0 | 1 | 7 | 6 | 14 | 0 | 0 |
| 5 | Emile SADIO | 8 | 6 | 75% | 0 | 0 | 0 | 0 | 2 | 4 | 0 | 1 | 1 | 3 | 0 | 5 | 7 | 1 | 0 |
| 6 | Maurice BIAYE | 6 | 4 | 67% | 0 | 0 | 0 | 0 | 1 | 3 | 0 | 2 | 0 | 0 | 2 | 4 | 6 | 0 | 0 |
| 7 | Sega MBODJI | 3 | 1 | 33% | 0 | 0 | 0 | 0 | 0 | 2 | 1 | 0 | 0 | 0 | 2 | 1 | 2 | 0 | 1 |
| 8 | Sidy Barhama NDIAYE | 1 | 0 | 0% | 0 | 0 | 0 | 0 | 0 | 0 | 1 | 0 | 0 | 0 | 1 | 0 | 0 | 0 | 1 |
| 9 | Ibrahima DIONE | 1 | 1 | 100% | 0 | 0 | 0 | 0 | 0 | 1 | 0 | 0 | 0 | 1 | 0 | 0 | 1 | 0 | 0 |
| 14 | Cheikh DIENG | 11 | 5 | 45% | 1 | 1 | 0 | 0 | 4 | 4 | 0 | 0 | 1 | 0 | 6 | 5 | 10 | 0 | 1 |
| 19 | Abdou Karim DIALLO | 12 | 8 | 67% | 0 | 1 | 0 | 0 | 2 | 3 | 0 | 4 | 2 | 2 | 2 | 8 | 11 | 1 | 0 |
| 21 | El Hadji SOW | 6 | 1 | 17% | 0 | 0 | 0 | 0 | 1 | 1 | 3 | 1 | 0 | 1 | 2 | 3 | 5 | 0 | 1 |
| 15 | Francois GOMIS | 0 | 0 | 0% | 0 | 0 | 0 | 0 | 0 | 0 | 0 | 0 | 0 | 0 | 0 | 0 | 0 | 0 | 0 |
| 10 | Ibrahima KONTE | 0 | 0 | 0% | 0 | 0 | 0 | 0 | 0 | 0 | 0 | 0 | 0 | 0 | 0 | 0 | 0 | 0 | 0 |
| 11 | Pape Mansour GUEYE | 1 | 1 | 100% | 0 | 0 | 0 | 0 | 0 | 0 | 1 | 0 | 0 | 0 | 1 | 0 | 0 | 0 | 1 |
| 12 | Mouhamed FAYE | 3 | 0 | 0% | 0 | 0 | 0 | 0 | 0 | 2 | 0 | 1 | 0 | 1 | 1 | 1 | 3 | 0 | 0 |
| 20 | Jerome ALBIS | 0 | 0 | 0% | 0 | 0 | 0 | 0 | 0 | 0 | 0 | 0 | 0 | 0 | 0 | 0 | 0 | 0 | 0 |

# Line Breaks

## Croatia



| | | | | | 4 Units | | | | 3 Units | | | 2 Units | | Direction | | | Distribution Type | | |
|---|---|---|---|---|---|---|---|---|---|---|---|---|---|---|---|---|---|---|---|
| # | Player | Line Breaks Attempted | Line Breaks Completed | Line Break Completion % | Attacking Line | Attacking Midfield Line | Midfield Line | Defensive Line | Attacking Line | Midfield Line | Defensive Line | Midfield Line | Defensive Line | Through | Around | Over | Pass | Cross | Ball Progression |
| 1 | Lovro LOJEN | 10 | 5 | 50% | 1 | 0 | 1 | 0 | 2 | 3 | 1 | 2 | 0 | 1 | 0 | 9 | 10 | 0 | 0 |
| 2 | Luka POSAVEC | 15 | 5 | 33% | 0 | 0 | 0 | 0 | 1 | 6 | 2 | 2 | 4 | 0 | 7 | 8 | 13 | 2 | 0 |
| 3 | Ivan PAUNOVIC | 23 | 17 | 74% | 0 | 1 | 0 | 0 | 4 | 8 | 0 | 10 | 0 | 0 | 11 | 12 | 22 | 0 | 1 |
| 4 | Karlo ZIRDUM | 9 | 7 | 78% | 0 | 0 | 0 | 0 | 1 | 2 | 1 | 4 | 1 | 1 | 4 | 4 | 9 | 0 | 0 |
| 5 | Filip PAVIC | 23 | 20 | 87% | 0 | 1 | 0 | 0 | 8 | 5 | 0 | 9 | 0 | 3 | 13 | 7 | 23 | 0 | 0 |
| 6 | Marin MODRIC | 9 | 5 | 56% | 0 | 0 | 0 | 0 | 0 | 3 | 0 | 4 | 2 | 6 | 1 | 2 | 7 | 0 | 2 |
| 7 | Luka BARTOLOVIC | 18 | 13 | 72% | 0 | 0 | 0 | 0 | 0 | 1 | 7 | 4 | 6 | 1 | 8 | 9 | 12 | 5 | 1 |
| 8 | Juraj FRIGAN | 6 | 4 | 67% | 0 | 0 | 0 | 0 | 1 | 3 | 1 | 1 | 0 | 2 | 3 | 1 | 5 | 0 | 1 |
| 9 | Jakov DEDIC | 4 | 2 | 50% | 0 | 0 | 0 | 0 | 0 | 0 | 1 | 0 | 3 | 3 | 1 | 0 | 3 | 0 | 1 |
| 10 | Jona BENKOTIC | 9 | 8 | 89% | 0 | 0 | 0 | 1 | 0 | 2 | 0 | 4 | 2 | 4 | 5 | 0 | 9 | 0 | 0 |
| 17 | Vid SEITZ | 1 | 1 | 100% | 0 | 0 | 0 | 0 | 0 | 1 | 0 | 0 | 0 | 1 | 0 | 0 | 1 | 0 | 0 |
| 11 | Vito JAKOVLJEVIC | 1 | 0 | 0% | 0 | 0 | 0 | 0 | 0 | 1 | 0 | 0 | 0 | 0 | 1 | 0 | 1 | 0 | 0 |
| 13 | Patrik LACIC | 4 | 3 | 75% | 0 | 0 | 0 | 0 | 1 | 0 | 1 | 1 | 1 | 0 | 2 | 2 | 4 | 0 | 0 |
| 19 | Toni RUSO | 0 | 0 | 0% | 0 | 0 | 0 | 0 | 0 | 0 | 0 | 0 | 0 | 0 | 0 | 0 | 0 | 0 | 0 |
| 20 | Dino BEADER TRAJANOVSKI | 3 | 3 | 100% | 0 | 0 | 0 | 0 | 0 | 0 | 0 | 3 | 0 | 1 | 1 | 1 | 3 | 0 | 0 |

# Passing Networks

## Senegal

| # | Passes From ↓ to → | Baba CAMARA | Lamine MBENGUE | Cheikh THIOR | Emile SADIO | Maurice BIAYE | Sega MBODJI | Sidy Barhama NDIAYE | Ibrahima DIONE | Cheikh DIENG | Abdou Karim DIALLO | El Hadji SOW | Francois GOMIS | Ibrahima KONTE | Pape Mansour GUEYE | Mouhamed FAYE | Jerome ALBIS |
|---|---|---|---|---|---|---|---|---|---|---|---|---|---|---|---|---|---|
| 1 | Baba CAMARA | | 0 | 7 | 2 | 1 | 2 | 0 | 1 | 10 | 0 | 0 | 0 | 0 | 0 | 1 | 0 |
| 2 | Lamine MBENGUE | 3 | | 1 | 4 | 3 | 1 | 3 | 0 | 6 | 0 | 3 | 0 | 0 | 0 | 0 | 0 |
| 4 | Cheikh THIOR | 4 | 4 | | 3 | 5 | 4 | 2 | 3 | 3 | 5 | 3 | 0 | 0 | 0 | 1 | 0 |
| 5 | Emile SADIO | 1 | 5 | 4 | | 1 | 2 | 0 | 1 | 3 | 3 | 3 | 0 | 0 | 0 | 0 | 0 |
| 6 | Maurice BIAYE | 0 | 3 | 6 | 4 | | 0 | 2 | 3 | 6 | 2 | 1 | 0 | 0 | 0 | 0 | 0 |
| 7 | Sega MBODJI | 0 | 0 | 1 | 1 | 0 | | 0 | 1 | 0 | 1 | 0 | 0 | 0 | 0 | 0 | 0 |
| 8 | Sidy Barhama NDIAYE | 0 | 1 | 0 | 0 | 0 | 1 | | 2 | 0 | 1 | 0 | 0 | 0 | 0 | 0 | 0 |
| 9 | Ibrahima DIONE | 0 | 0 | 0 | 1 | 0 | 2 | 1 | | 1 | 0 | 1 | 0 | 0 | 0 | 0 | 0 |
| 14 | Cheikh DIENG | 3 | 12 | 7 | 4 | 5 | 0 | 0 | 0 | | 0 | 0 | 0 | 0 | 0 | 0 | 0 |
| 19 | Abdou Karim DIALLO | 1 | 0 | 3 | 2 | 3 | 2 | 0 | 1 | 0 | | 1 | 0 | 0 | 0 | 0 | 0 |
| 21 | El Hadji SOW | 0 | 3 | 0 | 2 | 4 | 1 | 1 | 0 | 3 | 0 | | 0 | 0 | 0 | 0 | 0 |
| 15 | Francois GOMIS | 0 | 0 | 0 | 0 | 0 | 0 | 0 | 0 | 0 | 0 | 0 | | 0 | 0 | 0 | 0 |
| 10 | Ibrahima KONTE | 0 | 1 | 0 | 0 | 0 | 0 | 0 | 0 | 0 | 0 | 0 | 0 | | 0 | 0 | 0 |
| 11 | Pape Mansour GUEYE | 0 | 0 | 0 | 1 | 0 | 0 | 0 | 0 | 0 | 0 | 0 | 0 | 0 | | 0 | 0 |
| 12 | Mouhamed FAYE | 1 | 0 | 0 | 0 | 0 | 0 | 0 | 0 | 0 | 0 | 0 | 0 | 0 | 1 | | 0 |
| 20 | Jerome ALBIS | 0 | 0 | 0 | 0 | 0 | 0 | 0 | 0 | 0 | 0 | 0 | 0 | 0 | 0 | 0 | |

| Top 5 Player to Player Passers | | |
|---|---|---|
| Player | Passed To | % of Total Team Passes |
| Cheikh DIENG | Lamine MBENGUE | 5.7% |
| Baba CAMARA | Cheikh DIENG | 4.7% |
| Baba CAMARA | Cheikh THIOR | 3.3% |
| Cheikh DIENG | Cheikh THIOR | 3.3% |
| Lamine MBENGUE | Cheikh DIENG | 2.8% |

# Passing Networks

## Croatia

| # | Passes From ↓ to → | Lovro LOJEN | Luka POSAVEC | Ivan PAUNOVIC | Karlo ZIRDUM | Filip PAVIC | Marin MODRIC | Luka BARTOLOVIC | Juraj FRIGAN | Jakov DEDIC | Jona BENKOTIC | Vid SEITZ | Vito JAKOVLJEVIC | Patrik LACIC | Toni RUSO | Dino BEADER TRAJANOVSKI |
|---|---|---|---|---|---|---|---|---|---|---|---|---|---|---|---|---|
| 1 | Lovro LOJEN | | 0 | 1 | 7 | 10 | 2 | 0 | 1 | 3 | 0 | 0 | 0 | 1 | 0 | 0 |
| 2 | Luka POSAVEC | 0 | | 1 | 3 | 17 | 3 | 0 | 5 | 3 | 1 | 2 | 2 | 0 | 0 | 0 |
| 3 | Ivan PAUNOVIC | 2 | 0 | | 21 | 0 | 4 | 17 | 1 | 1 | 4 | 0 | 0 | 0 | 0 | 0 |
| 4 | Karlo ZIRDUM | 9 | 4 | 22 | | 28 | 4 | 6 | 3 | 1 | 3 | 0 | 1 | 2 | 0 | 3 |
| 5 | Filip PAVIC | 9 | 25 | 7 | 22 | | 6 | 2 | 4 | 0 | 5 | 0 | 4 | 0 | 0 | 3 |
| 6 | Marin MODRIC | 2 | 5 | 5 | 4 | 5 | | 3 | 2 | 1 | 3 | 0 | 1 | 0 | 0 | 0 |
| 7 | Luka BARTOLOVIC | 0 | 0 | 12 | 7 | 2 | 4 | | 2 | 1 | 3 | 1 | 0 | 5 | 2 | 3 |
| 8 | Juraj FRIGAN | 0 | 6 | 0 | 2 | 3 | 3 | 2 | | 3 | 2 | 0 | 1 | 1 | 0 | 0 |
| 9 | Jakov DEDIC | 0 | 3 | 0 | 0 | 2 | 2 | 0 | 1 | | 3 | 0 | 1 | 0 | 1 | 0 |
| 10 | Jona BENKOTIC | 0 | 2 | 2 | 4 | 3 | 1 | 10 | 2 | 5 | | 0 | 2 | 1 | 0 | 1 |
| 17 | Vid SEITZ | 0 | 1 | 0 | 0 | 0 | 0 | 0 | 0 | 1 | 0 | | 0 | 0 | 0 | 0 |
| 11 | Vito JAKOVLJEVIC | 0 | 1 | 1 | 1 | 0 | 0 | 0 | 3 | 0 | 2 | 0 | | 0 | 0 | 0 |
| 13 | Patrik LACIC | 1 | 0 | 0 | 2 | 2 | 0 | 4 | 1 | 0 | 1 | 0 | 0 | | 0 | 1 |
| 19 | Toni RUSO | 0 | 0 | 0 | 0 | 0 | 0 | 1 | 1 | 0 | 1 | 0 | 0 | 1 | | 0 |
| 20 | Dino BEADER TRAJANOVSKI | 0 | 0 | 0 | 1 | 5 | 0 | 3 | 0 | 0 | 0 | 0 | 1 | 1 | 0 | |

| Top 5 Player to Player Passers | | |
|---|---|---|
| Player | Passed To | % of Total Team Passes |
| Karlo ZIRDUM | Filip PAVIC | 6% |
| Filip PAVIC | Luka POSAVEC | 5.4% |
| Karlo ZIRDUM | Ivan PAUNOVIC | 4.7% |
| Filip PAVIC | Karlo ZIRDUM | 4.7% |
| Ivan PAUNOVIC | Karlo ZIRDUM | 4.5% |

# Attempts at Goal

## Senegal

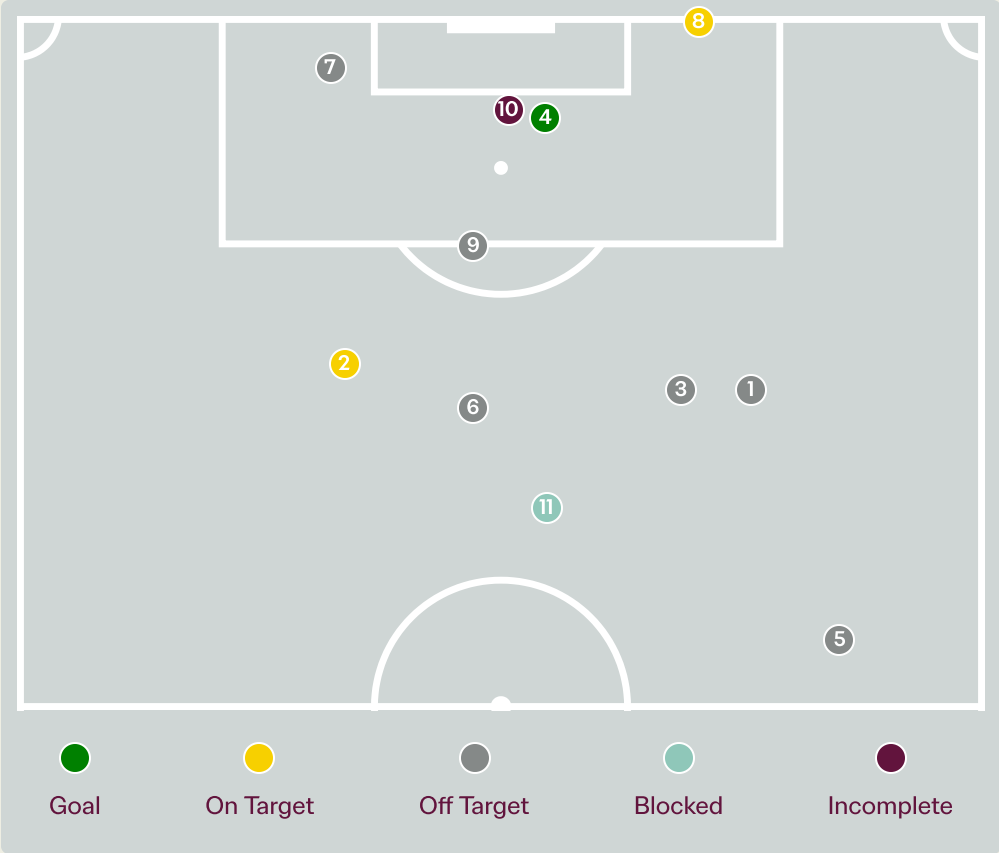


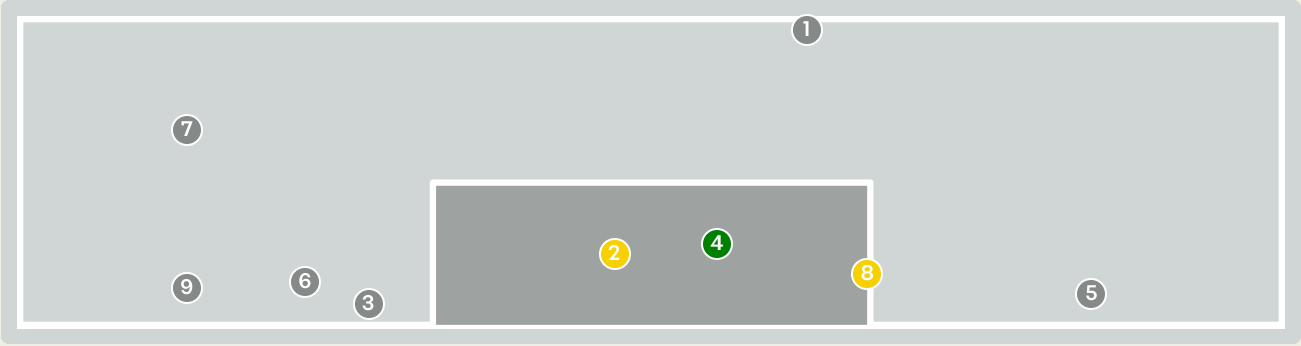

| Key | Outcome | Shots |
|---|---|---|
| | Goals | 1 |
| | On Target | 2 |
| | Off Target | 6 |
| | Blocked | 1 |
| | Incomplete | 1 |

# Attempts at Goal

## Senegal

| Time | Player | Outcome | Body Part | Delivery Type |
|---|---|---|---|---|
| 3 | 14 Cheikh DIENG | Off Target | Left Foot | Freekick |
| 17 | 5 Emile SADIO | On Target - Saved | Right Foot | Pass |
| 21 | 7 Sega MBODJI | Off Target - Saved | Right Foot | Loose Ball |
| 44 | 7 Sega MBODJI | On Target - Goal | Left Foot | Freekick |
| 45 | 7 Sega MBODJI | Off Target | Right Foot | Pass |
| 53 | 7 Sega MBODJI | Off Target | Right Foot | Loose Ball |
| 59 | 9 Ibrahima DIONE | Deflected Off Target - Defensive Event | Right Foot | Pass |
| 62 | 14 Cheikh DIENG | On Target - Saved | Head | Corner |
| 68 | 7 Sega MBODJI | Deflected Off Target - Defensive Event | Right Foot | Loose Ball |
| 70 | 14 Cheikh DIENG | Incomplete - Player On Ball Error | Head | Corner |
| 82 | 5 Emile SADIO | Incomplete - Blocked | Right Foot | Pass |

# Attempts at Goal

## Croatia

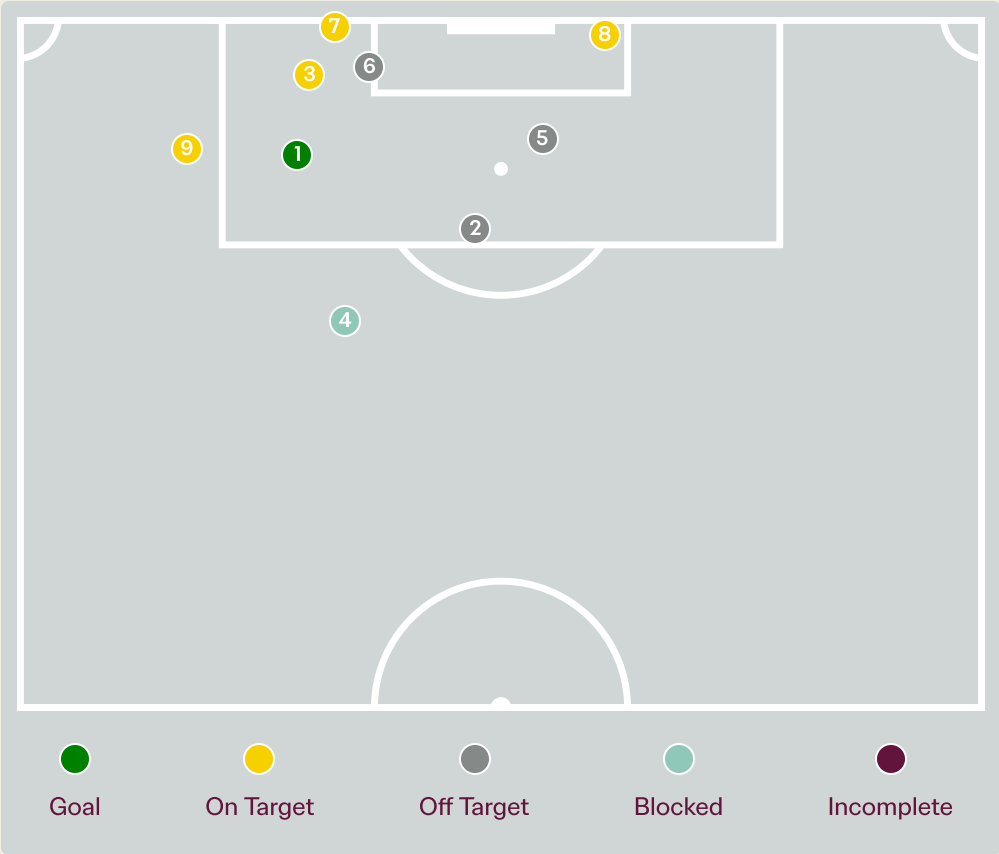


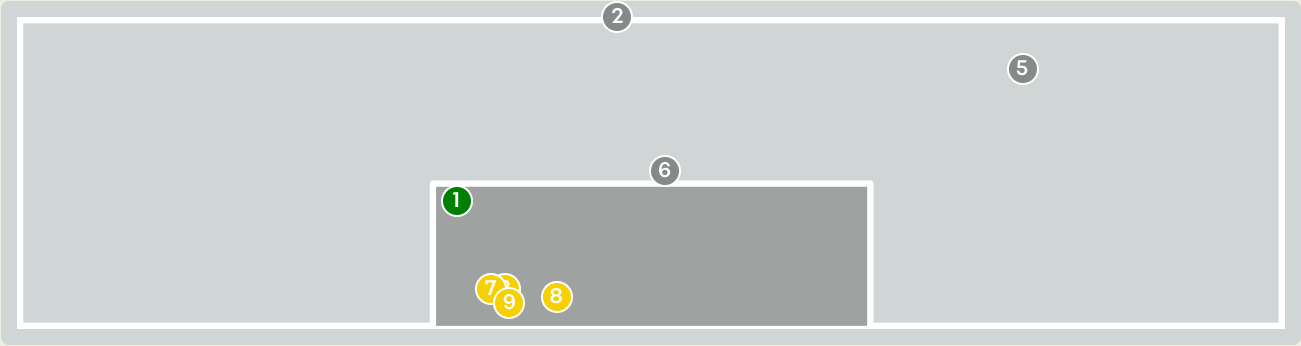

| Key | Outcome | Shots |
|---|---|---|
| | Goals | 1 |
| | On Target | 4 |
| | Off Target | 3 |
| | Blocked | 1 |
| | Incomplete | 0 |

# Attempts at Goal

## Croatia



| Time | Player | Outcome | Body Part | Delivery Type |
|---|---|---|---|---|
| 7 | 7 Luka BARTOLOVIC | On Target - Goal | Left Foot | Pass |
| 20 | 6 Marin MODRIC | Off Target | Head | Freekick |
| 39 | 11 Vito JAKOVLJEVIC | On Target - Saved | Left Foot | Loose Ball |
| 39 | 6 Marin MODRIC | Incomplete - Blocked | Left Foot | Loose Ball |
| 49 | 9 Jakov DEDIC | Off Target | Head | Cross |
| 55 | 10 Jona BENKOTIC | Off Target - Saved | Head | Corner |
| 76 | 19 Toni RUSO | On Target - Saved | Left Foot | Pass |
| 80 | 5 Filip PAVIC | On Target - Saved | Right Foot | Corner |
| 92 | 7 Luka BARTOLOVIC | On Target - Saved | Right Foot | Pass |

# Crosses (Open Play)

## Senegal

### Cross Locations

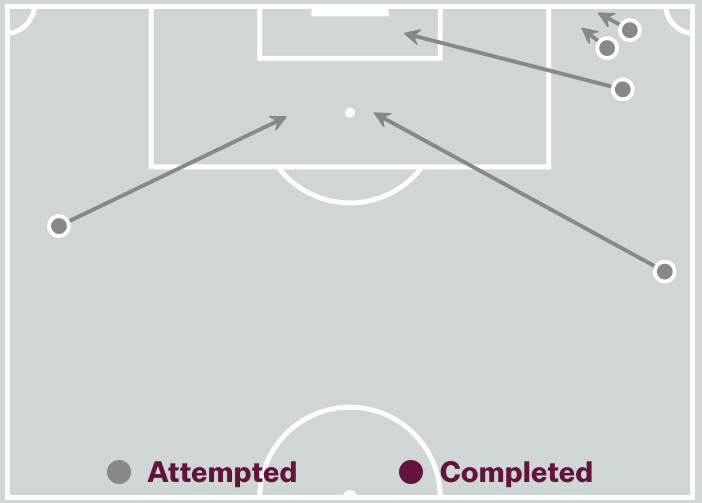


### Delivery Type

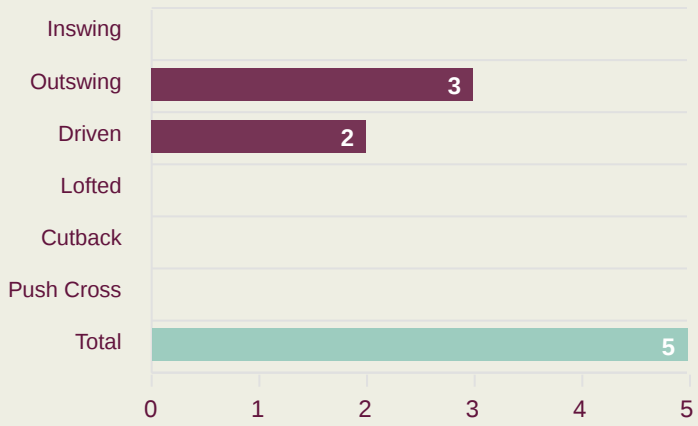


### Cross Zones

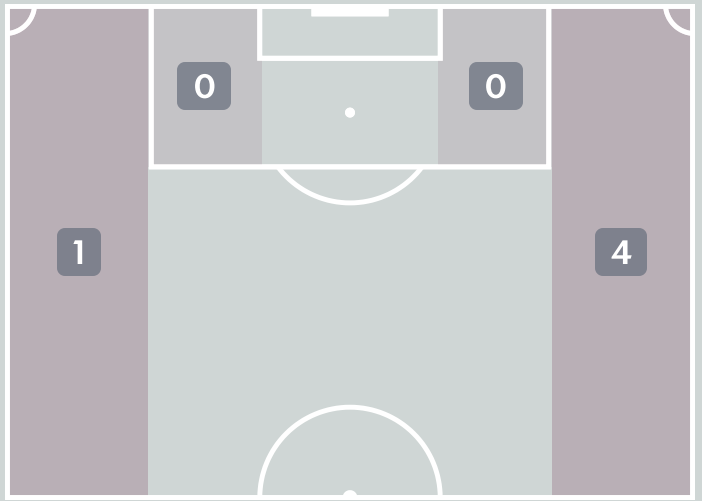


**Attempted**

5

**Completed**

0

**Most Crosses Attempted**

2

**Ibrahima DIONE**
CENTRE FORWARD

| # | Player | Inswing | Outswing | Driven | Lofted | Cutback | Push Cross | Total Attempted |
|---|---|---|---|---|---|---|---|---|
| 1 | Baba CAMARA | 0 | 0 | 0 | 0 | 0 | 0 | 0 |
| 2 | Lamine MBENGUE | 0 | 0 | 0 | 0 | 0 | 0 | 0 |
| 4 | Cheikh THIOR | 0 | 0 | 0 | 0 | 0 | 0 | 0 |
| 5 | Emile SADIO | 0 | 0 | 0 | 0 | 0 | 0 | 0 |
| 6 | Maurice BIAYE | 0 | 0 | 0 | 0 | 0 | 0 | 0 |
| 7 | Sega MBODJI | 0 | 0 | 0 | 0 | 0 | 0 | 0 |
| 8 | Sidy Barhama NDIAYE | 0 | 0 | 0 | 0 | 0 | 0 | 0 |
| 9 | Ibrahima DIONE | 0 | 0 | 2 | 0 | 0 | 0 | 2 |
| 14 | Cheikh DIENG | 0 | 0 | 0 | 0 | 0 | 0 | 0 |
| 19 | Abdou Karim DIALLO | 0 | 1 | 0 | 0 | 0 | 0 | 1 |
| 21 | El Hadji SOW | 0 | 1 | 0 | 0 | 0 | 0 | 1 |
| 15 | Francois GOMIS | 0 | 0 | 0 | 0 | 0 | 0 | 0 |
| 10 | Ibrahima KONTE | 0 | 0 | 0 | 0 | 0 | 0 | 0 |
| 11 | Pape Mansour GUEYE | 0 | 1 | 0 | 0 | 0 | 0 | 1 |
| 12 | Mouhamed FAYE | 0 | 0 | 0 | 0 | 0 | 0 | 0 |
| 20 | Jerome ALBIS | 0 | 0 | 0 | 0 | 0 | 0 | 0 |

# Crosses (Open Play)

## Croatia

### Cross Locations

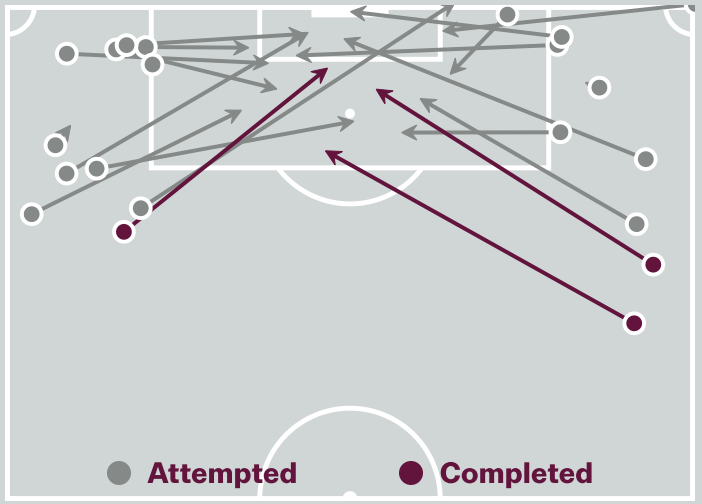


### Delivery Type

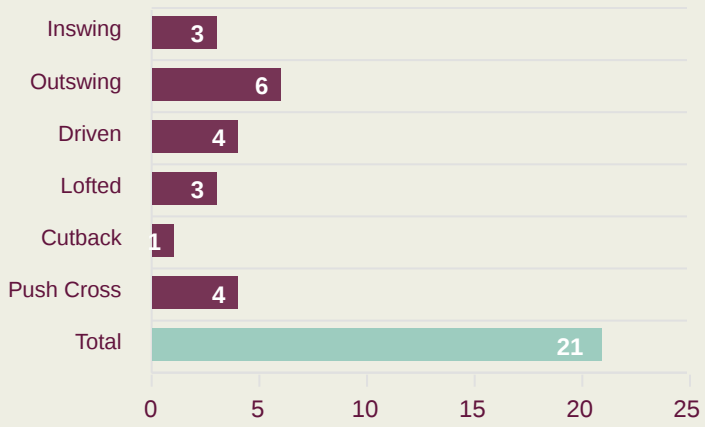


### Cross Zones

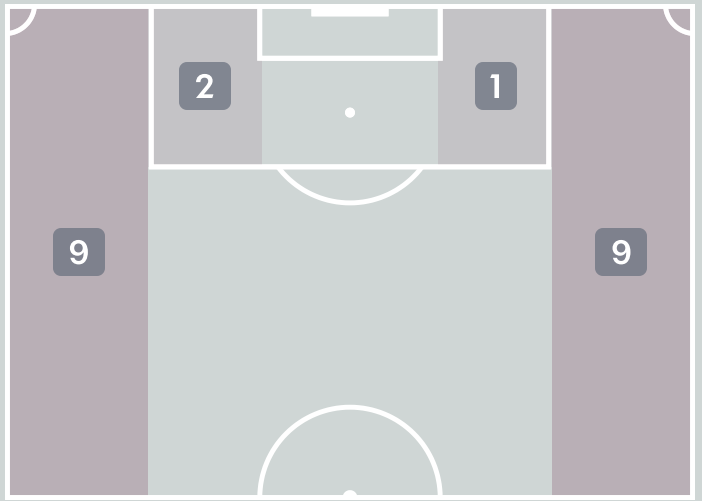


**Attempted**

21

**Completed**

3

**Most Crosses Attempted**

6

**Luka BARTOLOVIC**
ATTACKING MIDFIELD LEFT

| # | Player | Inswing | Outswing | Driven | Lofted | Cutback | Push Cross | Total Attempted |
|---|---|---|---|---|---|---|---|---|
| 1 | Lovro LOJEN | 0 | 0 | 0 | 0 | 0 | 0 | 0 |
| 2 | Luka POSAVEC | 0 | 4 | 0 | 0 | 0 | 1 | 5 |
| 3 | Ivan PAUNOVIC | 0 | 2 | 1 | 0 | 0 | 1 | 4 |
| 4 | Karlo ZIRDUM | 0 | 0 | 0 | 0 | 0 | 0 | 0 |
| 5 | Filip PAVIC | 0 | 0 | 0 | 0 | 0 | 0 | 0 |
| 6 | Marin MODRIC | 0 | 0 | 0 | 0 | 0 | 0 | 0 |
| 7 | Luka BARTOLOVIC | 3 | 0 | 0 | 2 | 0 | 1 | 6 |
| 8 | Juraj FRIGAN | 0 | 0 | 0 | 0 | 1 | 0 | 1 |
| 9 | Jakov DEDIC | 0 | 0 | 2 | 1 | 0 | 0 | 3 |
| 10 | Jona BENKOTIC | 0 | 0 | 0 | 0 | 0 | 0 | 0 |
| 17 | Vid SEITZ | 0 | 0 | 0 | 0 | 0 | 0 | 0 |
| 11 | Vito JAKOVLJEVIC | 0 | 0 | 0 | 0 | 0 | 0 | 0 |
| 13 | Patrik LACIC | 0 | 0 | 0 | 0 | 0 | 1 | 1 |
| 19 | Toni RUSO | 0 | 0 | 1 | 0 | 0 | 0 | 1 |
| 20 | Dino BEADER TRAJANOVSKI | 0 | 0 | 0 | 0 | 0 | 0 | 0 |

# Offering to Receive

## Senegal

**127**
Total Offers Made

**45**
Total Offers Received

**Most Offers**
**26**
**Emile SADIO**
DEFENSIVE MIDFIELD CENTRE RIGHT

**29**
Offers Made in Final Third

**75**
Offers Made in Middle Third

**23**
Offers Made in Defensive Third

### Offers Made Inside Shape

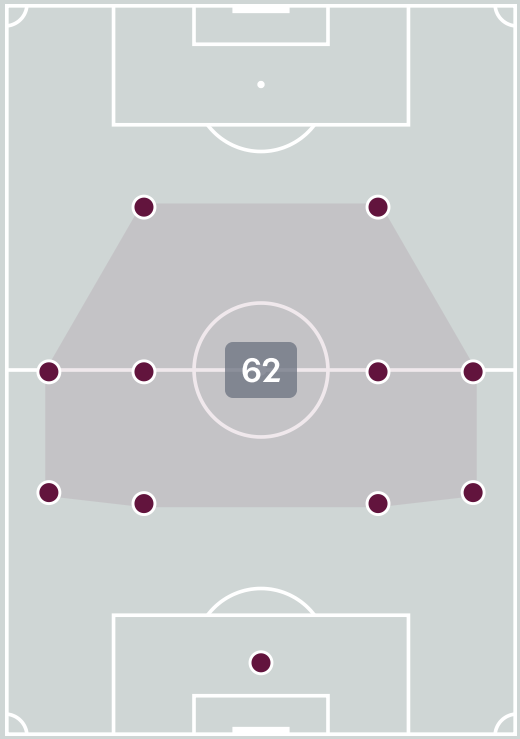


### Offers Made Outside Shape

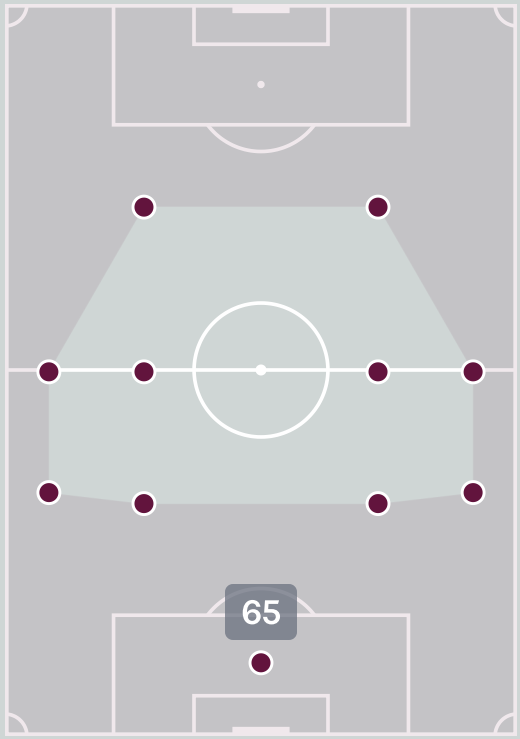


| # | Player | Offers Made | Offers Received | % Made & Received |
|---|---|---|---|---|
| 1 | Baba CAMARA | 0 | 0 | 0% |
| 2 | Lamine MBENGUE | 6 | 2 | 33.3% |
| 4 | Cheikh THIOR | 1 | 0 | 0% |
| 5 | Emile SADIO | 26 | 10 | 38.5% |
| 6 | Maurice BIAYE | 26 | 10 | 38.5% |
| 7 | Sega MBODJI | 6 | 4 | 66.7% |
| 8 | Sidy Barhama NDIAYE | 11 | 2 | 18.2% |
| 9 | Ibrahima DIONE | 16 | 8 | 50% |
| 14 | Cheikh DIENG | 0 | 0 | 0% |
| 19 | Abdou Karim DIALLO | 4 | 3 | 75% |
| 21 | El Hadji SOW | 22 | 4 | 18.2% |
| 15 | Francois GOMIS | 0 | 0 | 0% |
| 10 | Ibrahima KONTE | 2 | 0 | 0% |
| 11 | Pape Mansour GUEYE | 3 | 1 | 33.3% |
| 12 | Mouhamed FAYE | 4 | 1 | 25% |
| 20 | Jerome ALBIS | 0 | 0 | 0% |

# Offering to Receive

## Croatia

**290**
Total Offers Made

**88**
Total Offers Received

**Most Offers**
**51**
**Marin MODRIC**
DEFENSIVE MIDFIELD CENTRE LEFT

**129**
Offers Made in Final Third

**125**
Offers Made in Middle Third

**36**
Offers Made in Defensive Third

### Offers Made Inside Shape

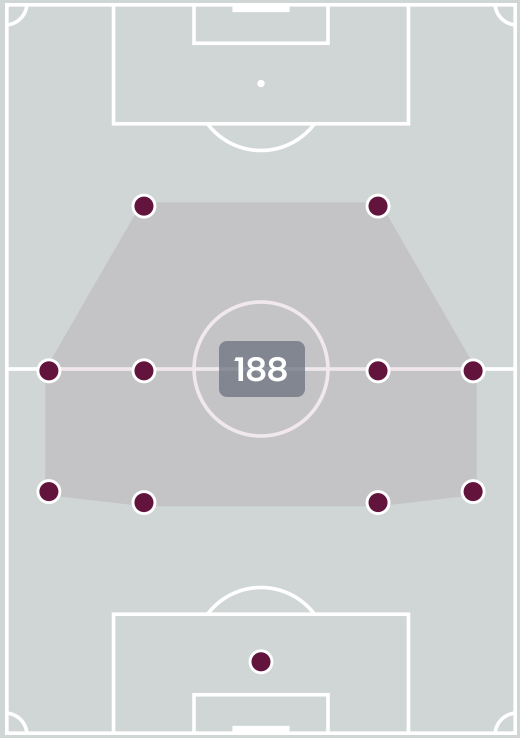


### Offers Made Outside Shape

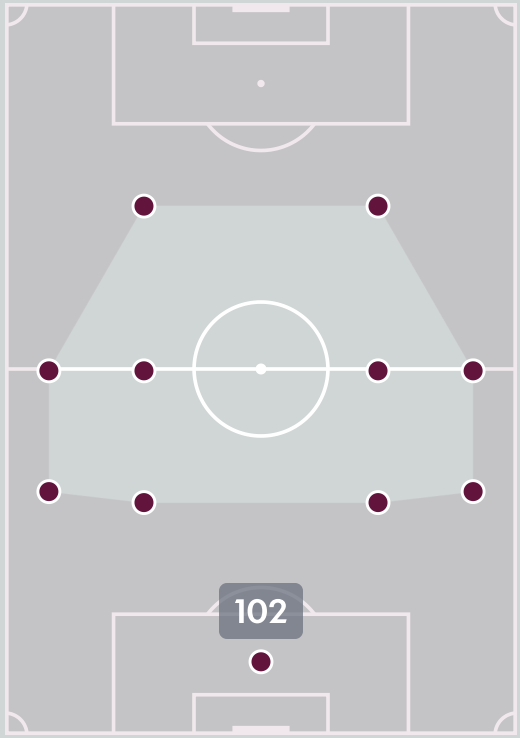


| # | Player | Offers Made | Offers Received | % Made & Received |
|---|---|---|---|---|
| 1 | Lovro LOJEN | 0 | 0 | 0% |
| 2 | Luka POSAVEC | 15 | 12 | 80% |
| 3 | Ivan PAUNOVIC | 9 | 8 | 88.9% |
| 4 | Karlo ZIRDUM | 11 | 10 | 90.9% |
| 5 | Filip PAVIC | 1 | 1 | 100% |
| 6 | Marin MODRIC | 51 | 14 | 27.5% |
| 7 | Luka BARTOLOVIC | 16 | 5 | 31.2% |
| 8 | Juraj FRIGAN | 40 | 3 | 7.5% |
| 9 | Jakov DEDIC | 27 | 10 | 37% |
| 10 | Jona BENKOTIC | 40 | 12 | 30% |
| 17 | Vid SEITZ | 14 | 2 | 14.3% |
| 11 | Vito JAKOVLJEVIC | 44 | 4 | 9.1% |
| 13 | Patrik LACIC | 4 | 3 | 75% |
| 19 | Toni RUSO | 14 | 2 | 14.3% |
| 20 | Dino BEADER TRAJANOVSKI | 4 | 2 | 50% |

# Movement to Receive

## Senegal

### Movement Types by Phase

#### Final Third Phase




#### Progression Phase




#### Build Up Phase

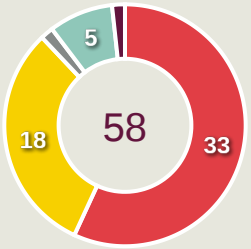


### All Movement Types

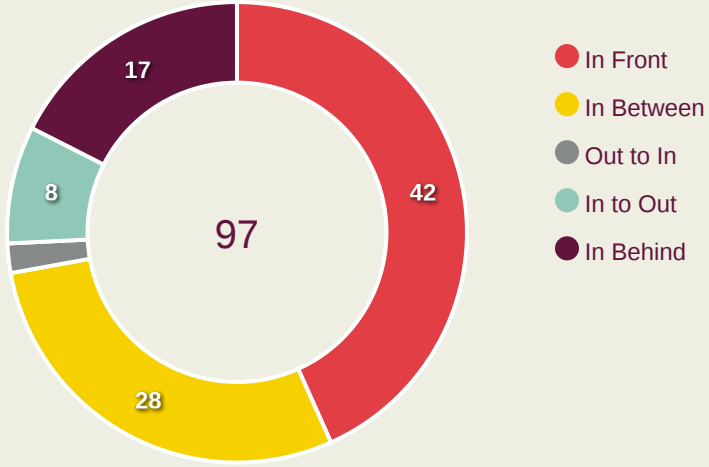


### Top Ranked Players

| Type | Player | Movements |
|---|---|---|
| **In Front** | 6 Maurice BIAYE | 17 |
| **In Between** | 5 Emile SADIO | 9 |
| **Out to In** | 5 Emile SADIO | 1 |
| **In to Out** | 21 El Hadji SOW | 3 |
| **In Behind** | 9 Ibrahima DIONE | 9 |

### Movement Types Pitch Third

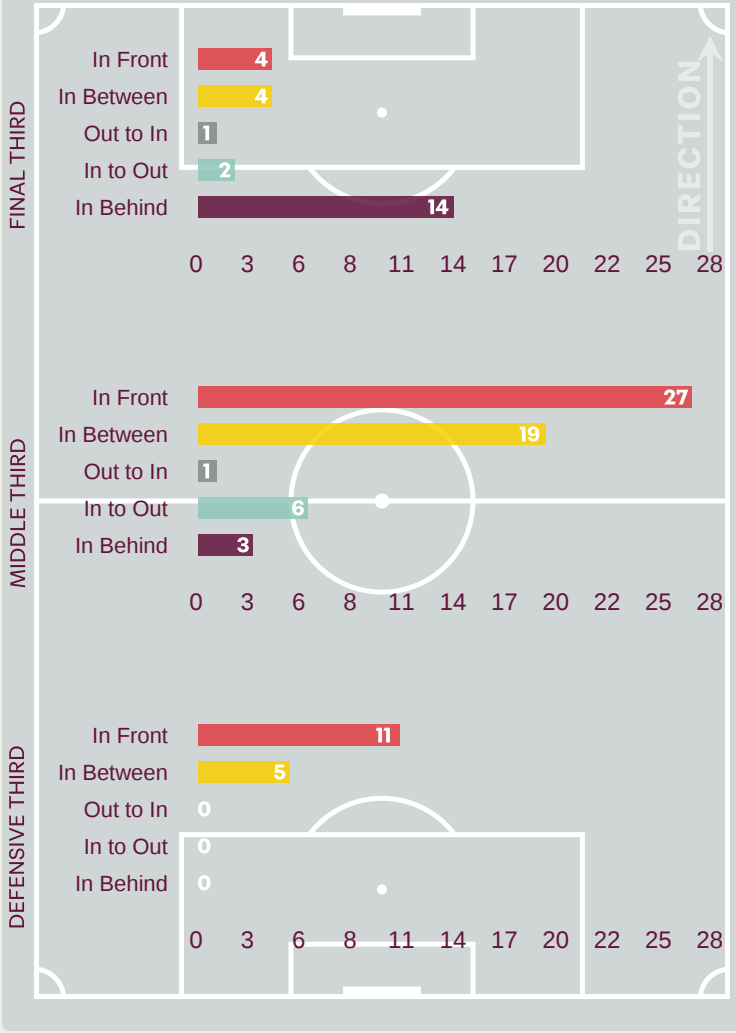

# Movement to Receive

Croatia

## Movement Types by Phase

### Final Third Phase

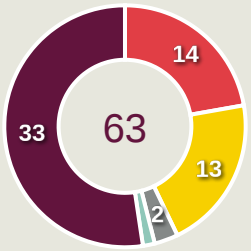


### Progression Phase

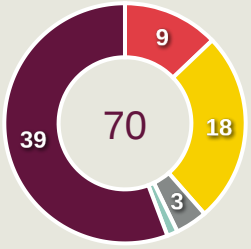


### Build Up Phase

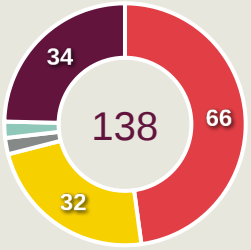


## All Movement Types

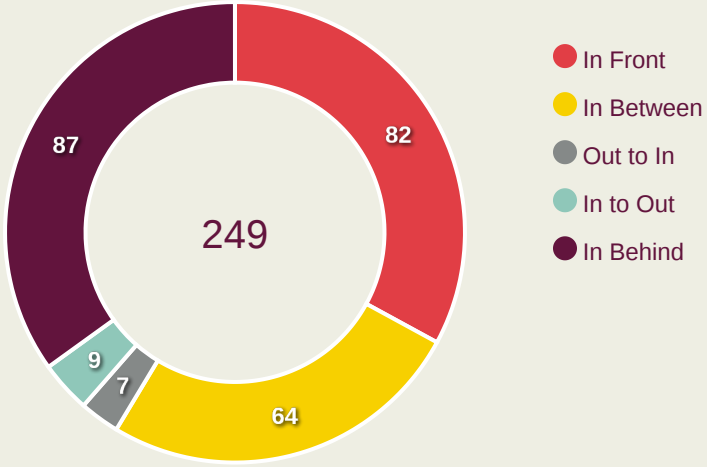


## Top Ranked Players

| Type | Player | Movements |
|---|---|---|
| **In Front** | 6 Marin MODRIC | 29 |
| **In Between** | 6 Marin MODRIC | 15 |
| **Out to In** | 8 Juraj FRIGAN | 2 |
| **In to Out** | 10 Jona BENKOTIC | 2 |
| **In Behind** | 11 Vito JAKOVLJEVIC | 29 |

## Movement Types Pitch Third

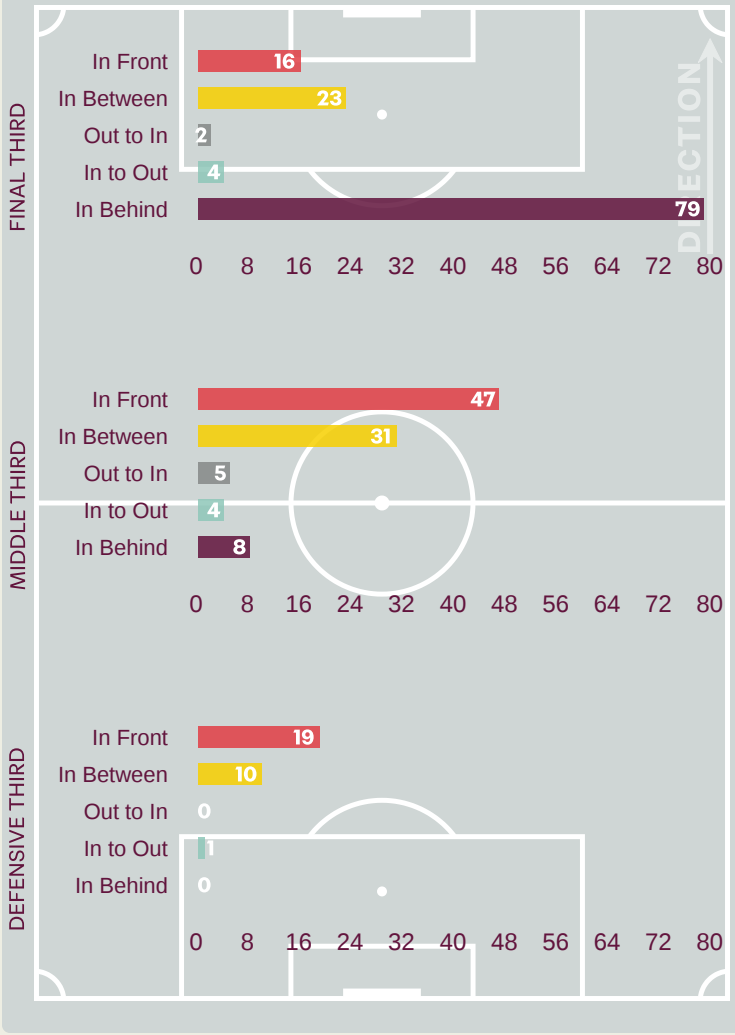

# OUT OF POSSESSION




Senegal v Croatia

# Defensive Actions

## Senegal

| 49 | 53 | 6 | 31 | 2.43 |
|---|---|---|---|---|
| Forced Turnovers | Possession Regained | Interceptions | Tackles | Possession Actions / Defensive Action |

### Forced Turnovers

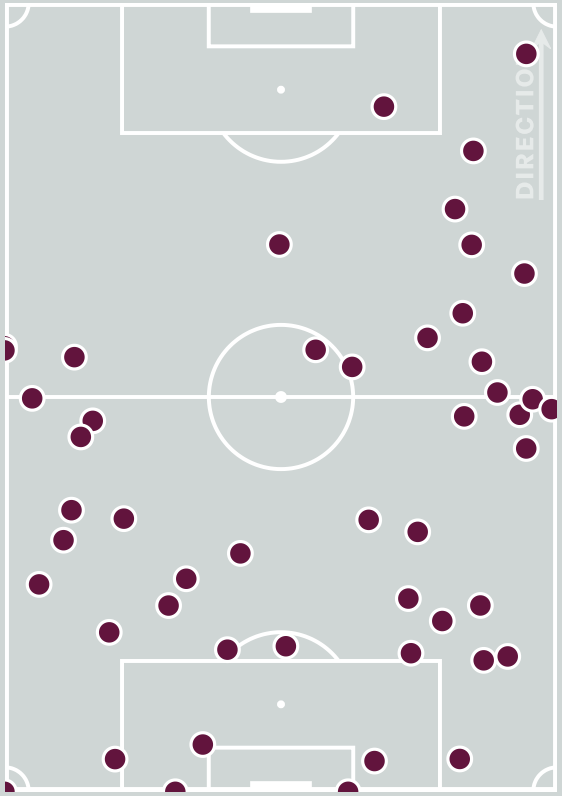


### Possession Regain

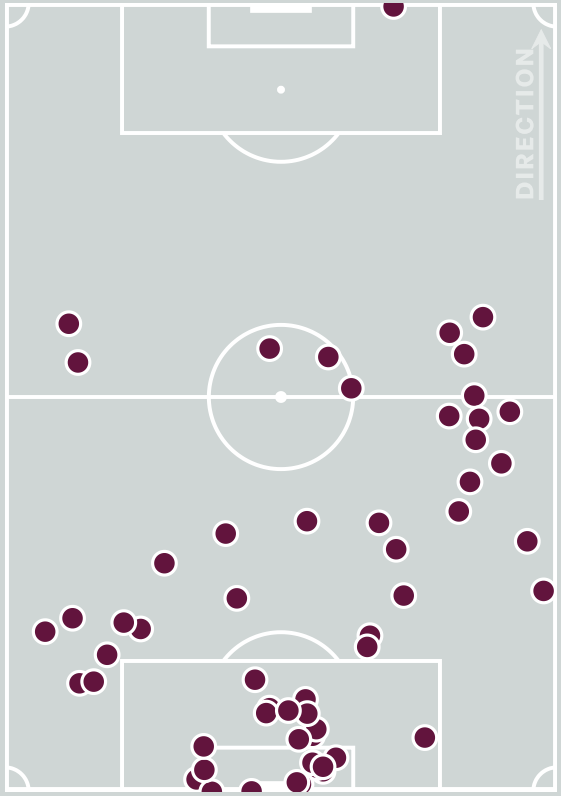


### Blocks

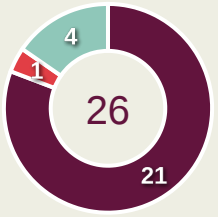


- Passes
- Attempts at Goal
- Crosses
- Clearances

### Possession Contests

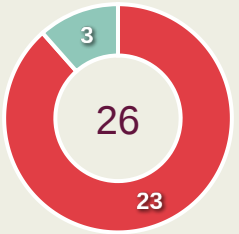


- Physical Duels
- Aerial Duels
- Duels

### Most Possession Regains

**14**

**Baba CAMARA**

GOALKEEPER

| # | Player | Total Possession Regains |
|---|---|---|
| 1 | Baba CAMARA | 14 |
| 2 | Lamine MBENGUE | 7 |
| 4 | Cheikh THIOR | 7 |
| 5 | Emile SADIO | 1 |
| 6 | Maurice BIAYE | 6 |
| 7 | Sega MBODJI | 0 |
| 8 | Sidy Barhama NDIAYE | 1 |
| 9 | Ibrahima DIONE | 1 |
| 14 | Cheikh DIENG | 8 |
| 19 | Abdou Karim DIALLO | 4 |
| 21 | El Hadji SOW | 2 |
| 15 | Francois GOMIS | 0 |
| 10 | Ibrahima KONTE | 0 |
| 11 | Pape Mansour GUEYE | 0 |
| 12 | Mouhamed FAYE | 2 |
| 20 | Jerome ALBIS | 0 |

# Defensive Actions

## Croatia

| 41 | 48 | 13 | 28 | 6.14 |
|---|---|---|---|---|
| Forced Turnovers | Possession Regained | Interceptions | Tackles | Possession Actions / Defensive Action |

### Forced Turnovers

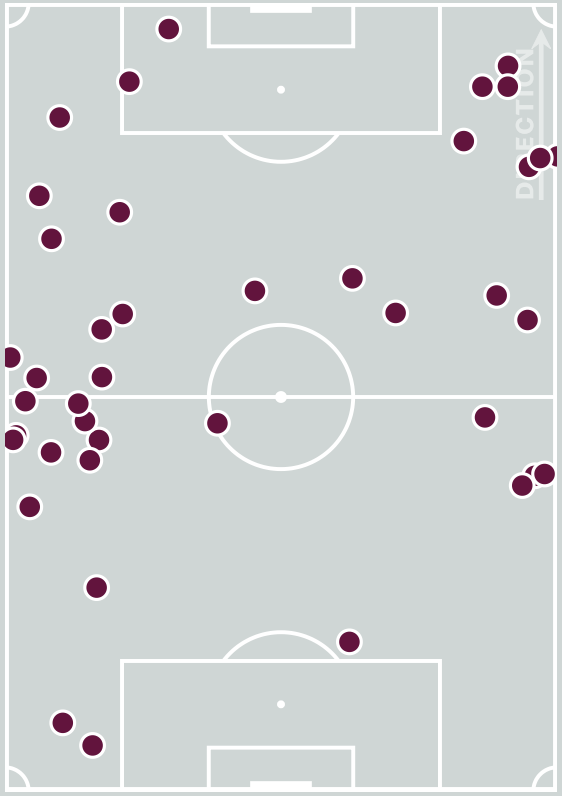


### Possession Regain

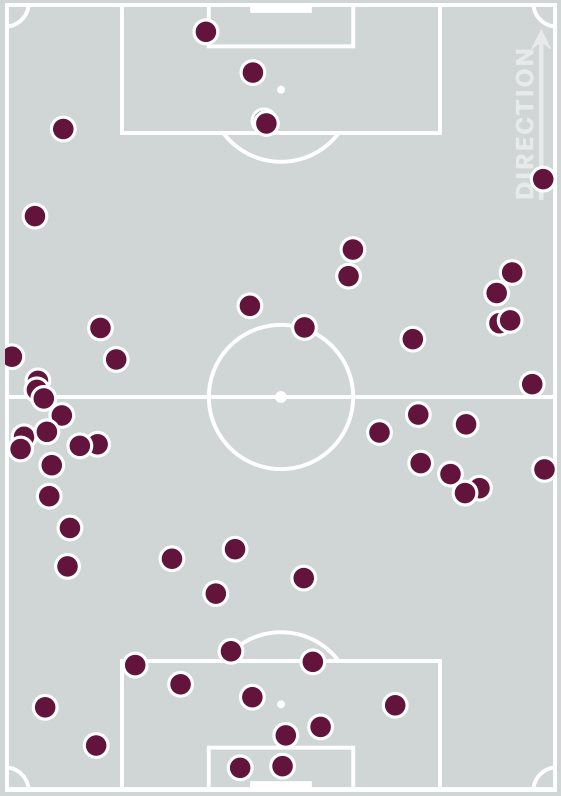


### Blocks

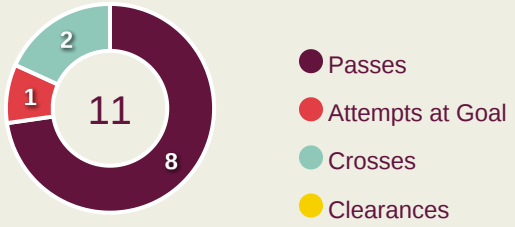


### Possession Contests

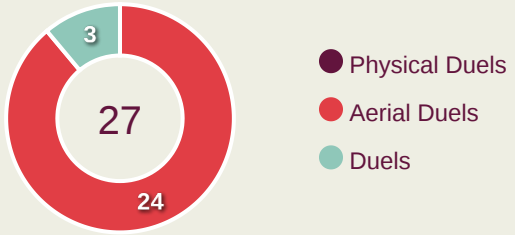


### Most Possession Regains

**8**

**Luka BARTOLOVIC**

ATTACKING MIDFIELD LEFT

| # | Player | Total Possession Regains |
|---|---|---|
| 1 | Lovro LOJEN | 4 |
| 2 | Luka POSAVEC | 2 |
| 3 | Ivan PAUNOVIC | 7 |
| 4 | Karlo ZIRDUM | 4 |
| 5 | Filip PAVIC | 5 |
| 6 | Marin MODRIC | 4 |
| 7 | Luka BARTOLOVIC | 8 |
| 8 | Juraj FRIGAN | 4 |
| 9 | Jakov DEDIC | 0 |
| 10 | Jona BENKOTIC | 3 |
| 17 | Vid SEITZ | 1 |
| 11 | Vito JAKOVLJEVIC | 4 |
| 13 | Patrik LACIC | 1 |
| 19 | Toni RUSO | 0 |
| 20 | Dino BEADER TRAJANOVSKI | 1 |

# Defensive Line Height & Team Length

Senegal

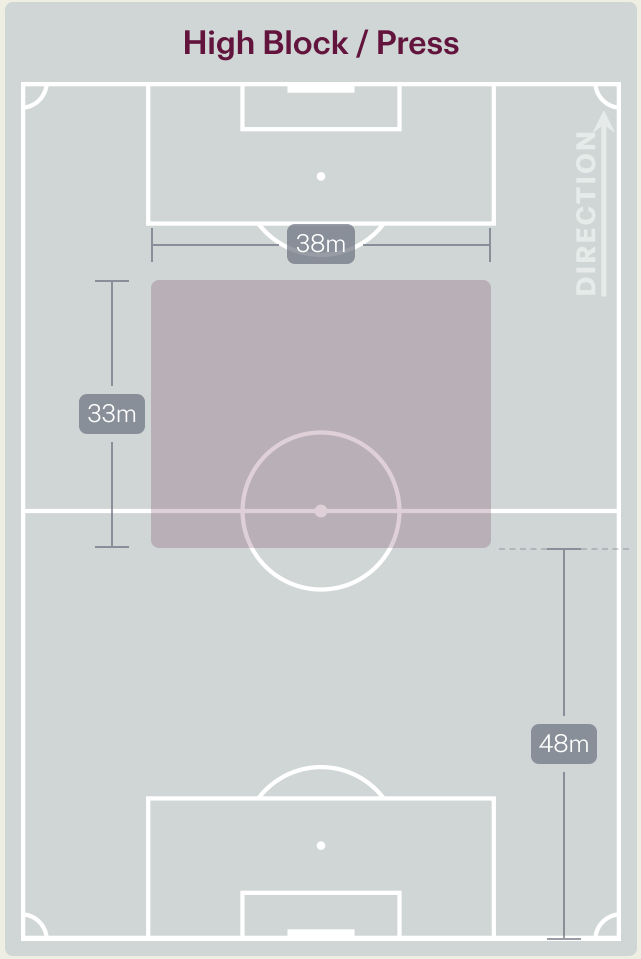


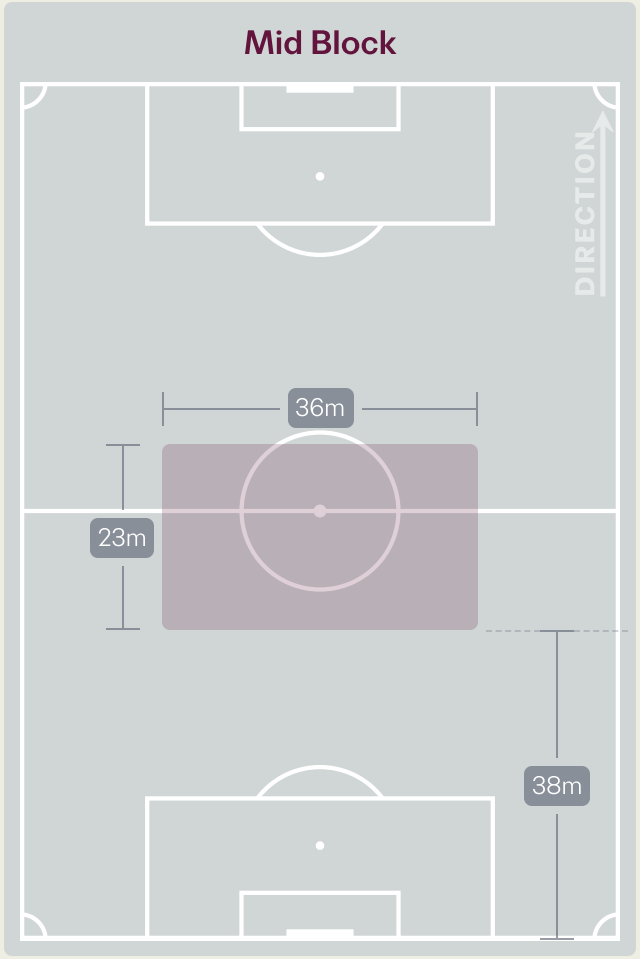


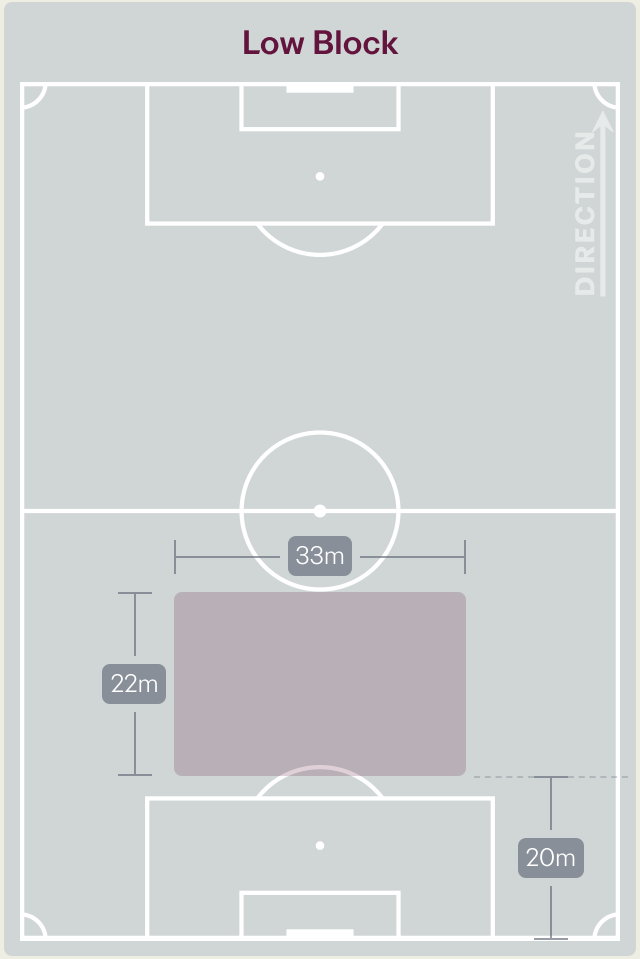

# Defensive Line Height & Team Length

Croatia

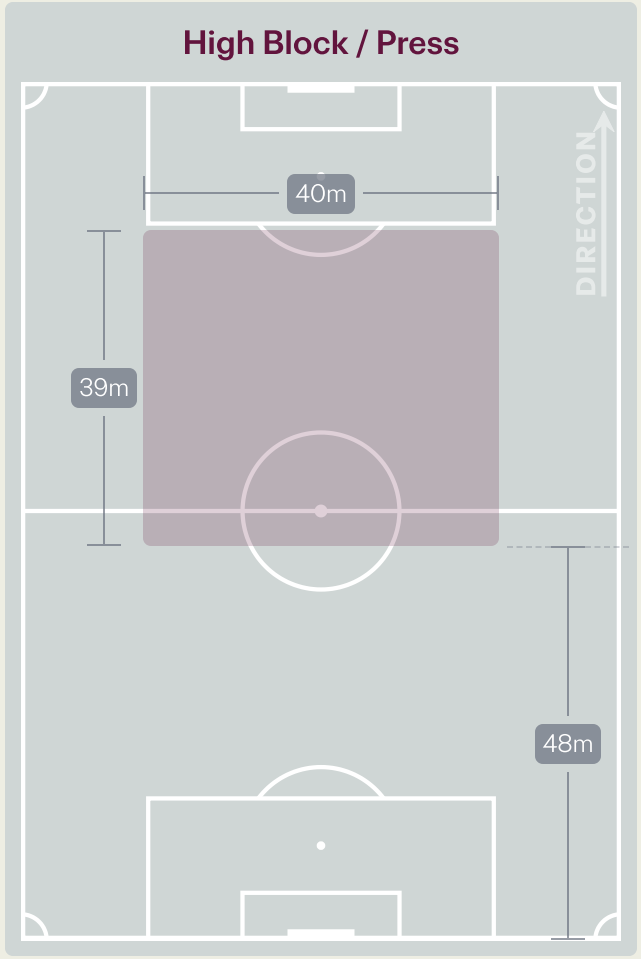


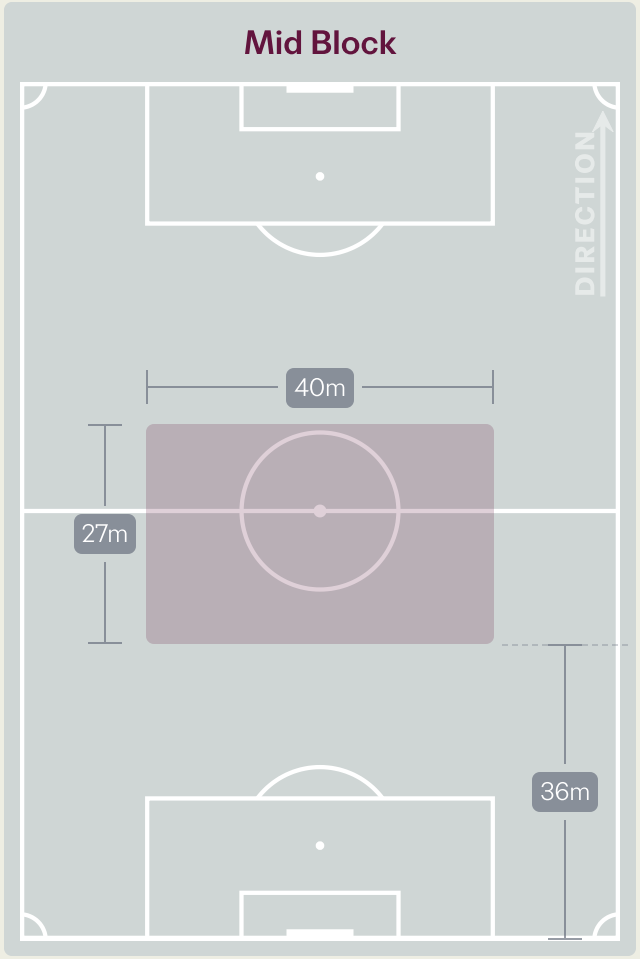


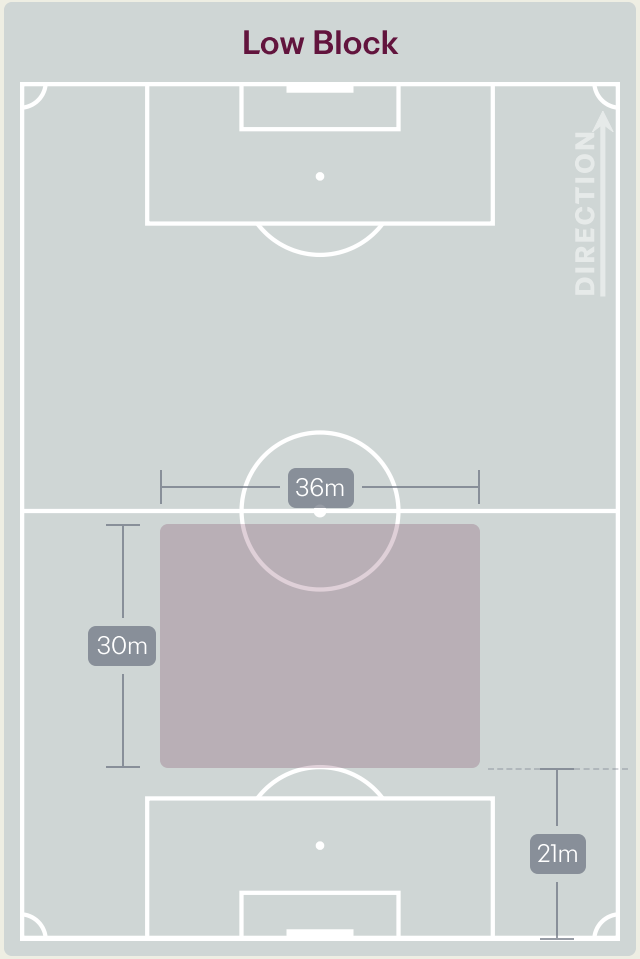

20 November 2026 - Aspire Zone - Pitch 2 - Ibrahim Khalfan - 18:30

# Defensive Pressure

## Senegal

## Croatia

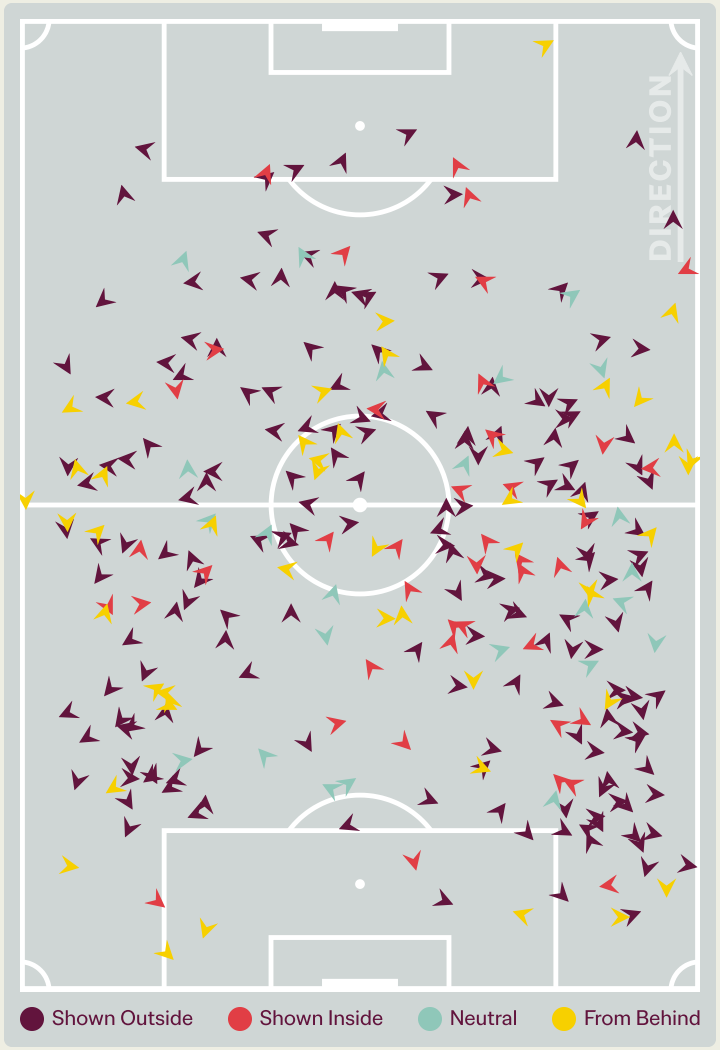


| Senegal | | Croatia |
|---|---|---|
| 293 | Total Pressures | 127 |
| 50 | Direct Pressures | 42 |
| 1.61s | Avg Pressure Duration | 1.7s |
| 49 | Forced Turnovers | 41 |
| 16.13s | Ball Recovery Time | 10.04s |
| 117 | Pushing on into Pressing | 59 |
| 217 | Pushing on | 126 |
| 42 | Pressing Direction Inside | 18 |
| 179 | Pressing Direction Outside | 66 |

**Most Direct Pressures**

**11**

**Maurice BIAYE**

DEFENSIVE MIDFIELD CENTRE LEFT

**Most Direct Pressures**

**10**

**Juraj FRIGAN**

DEFENSIVE MIDFIELD CENTRE RIGHT



# GOALKEEPING




## Senegal v Croatia

# Goalkeeping Involvement

## Senegal

### Senegal GK Involvement Timeline

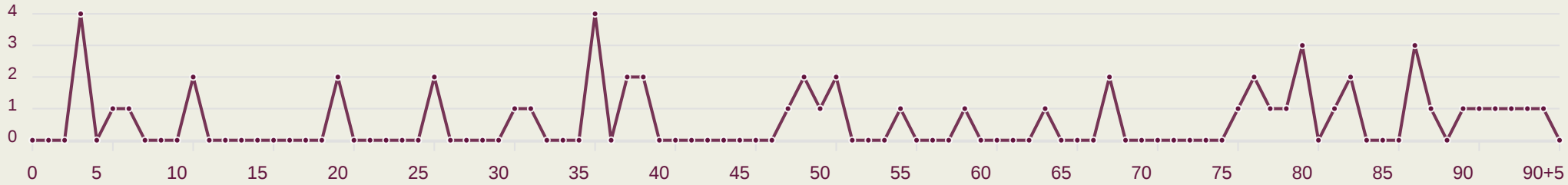


**54**

**Total Involvements**

## Croatia

### Croatia GK Involvement Timeline

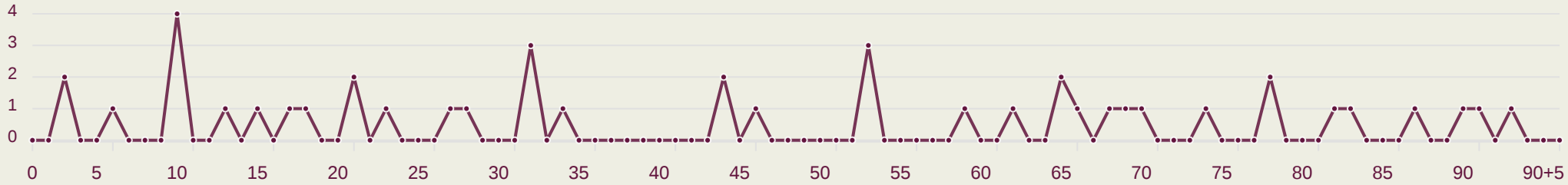


**45**

**Total Involvements**

# Goalkeeping Distribution

## Senegal

### Kick from Feet

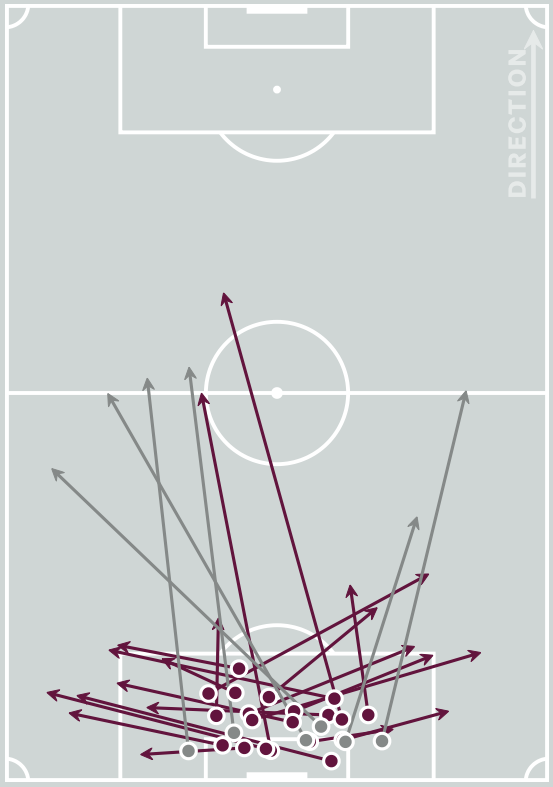


Complete Incomplete

- Play Onto
- Play Into
- Play Around
- Play Through
- Play Beyond
- Other

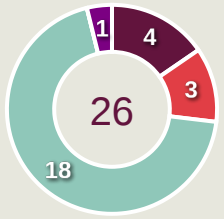


### Kick from Hands

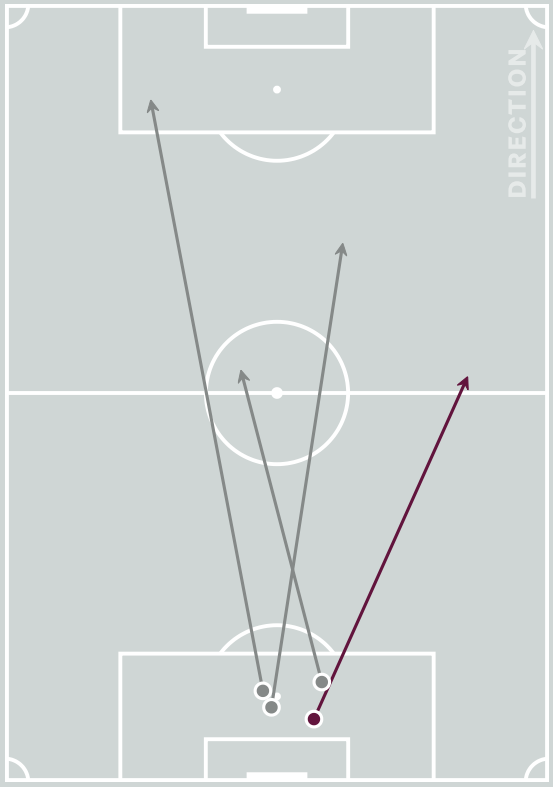


Complete Incomplete

- Side Kick
- From Hands
- Drop Kick




### Throw Distribution

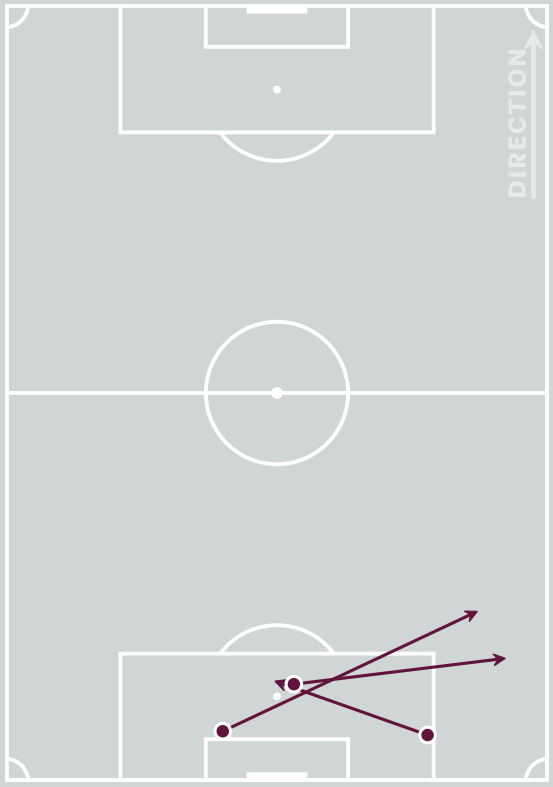


Complete Incomplete

- Over Arm
- Under Arm
- Side Arm
- Chest

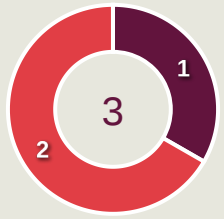


### Total Distributions

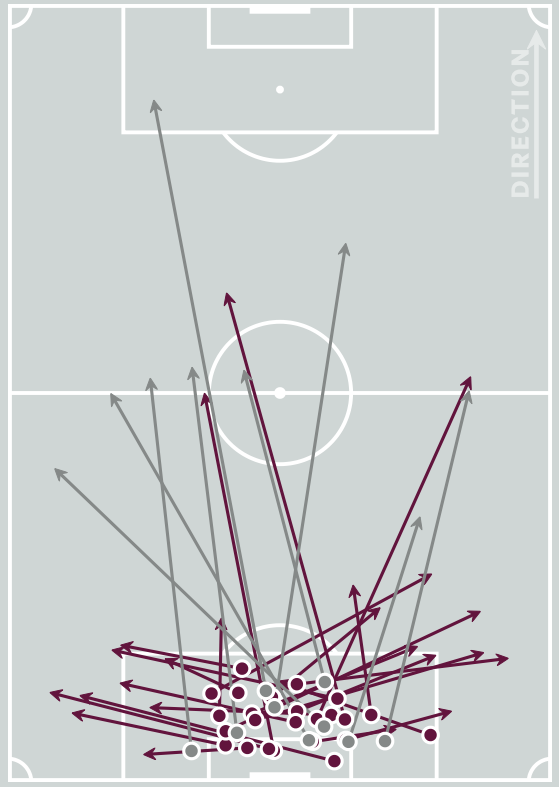


Complete Incomplete

12

Goalkeeper Line Breaks

# Goalkeeping Distribution

Croatia

## Kick from Feet

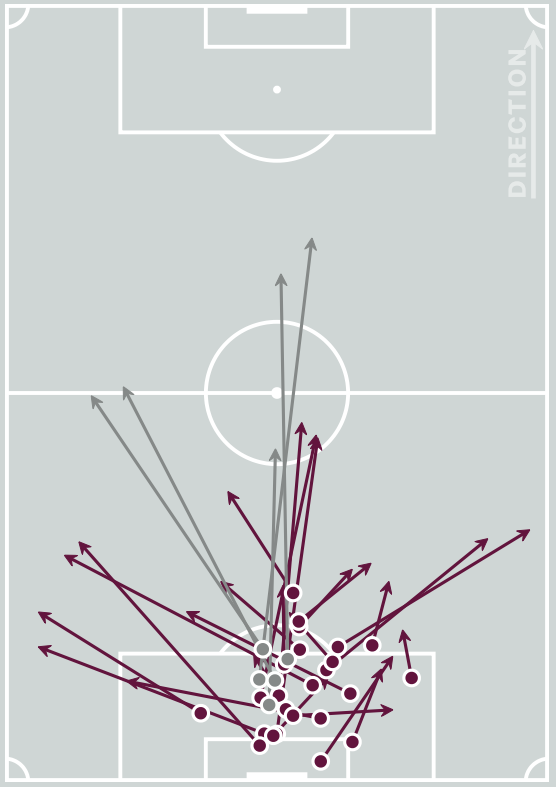


Complete Incomplete

- Play Onto
- Play Into
- Play Around
- Play Through
- Play Beyond
- Other

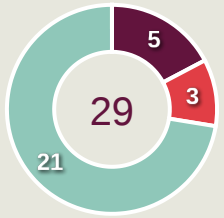


## Kick from Hands

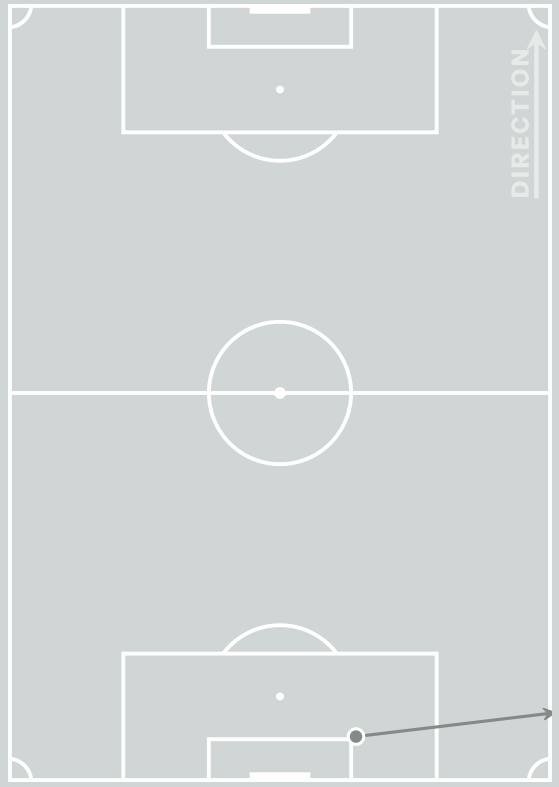


Complete Incomplete

- Side Kick
- From Hands
- Drop Kick

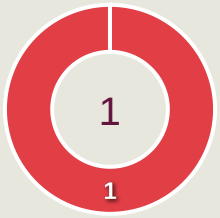


## Throw Distribution

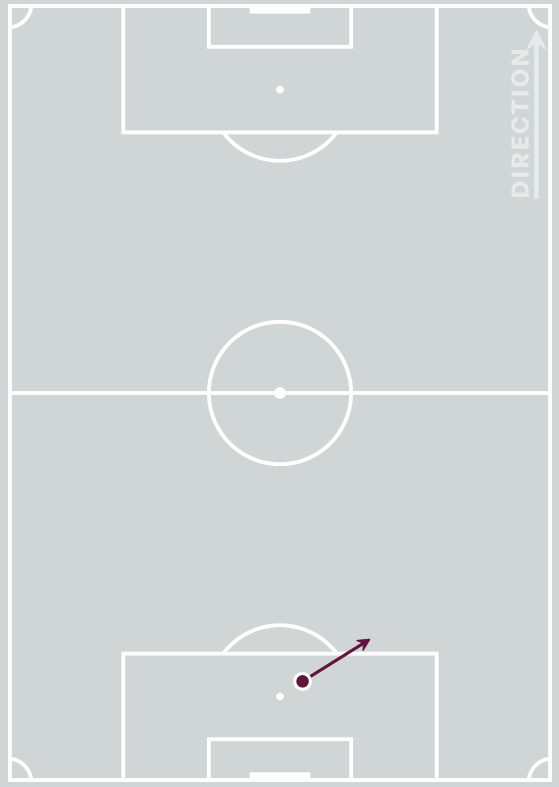


Complete Incomplete

- Over Arm
- Under Arm
- Side Arm
- Chest

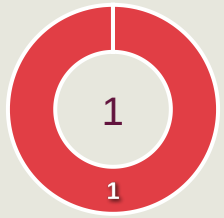


## Total Distributions

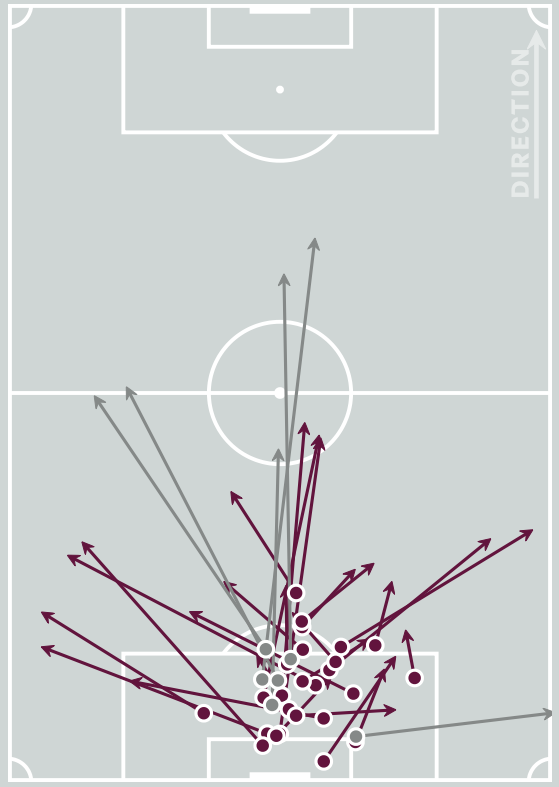


Complete Incomplete

10

Goalkeeper Line Breaks

# Goal Prevention

## Senegal

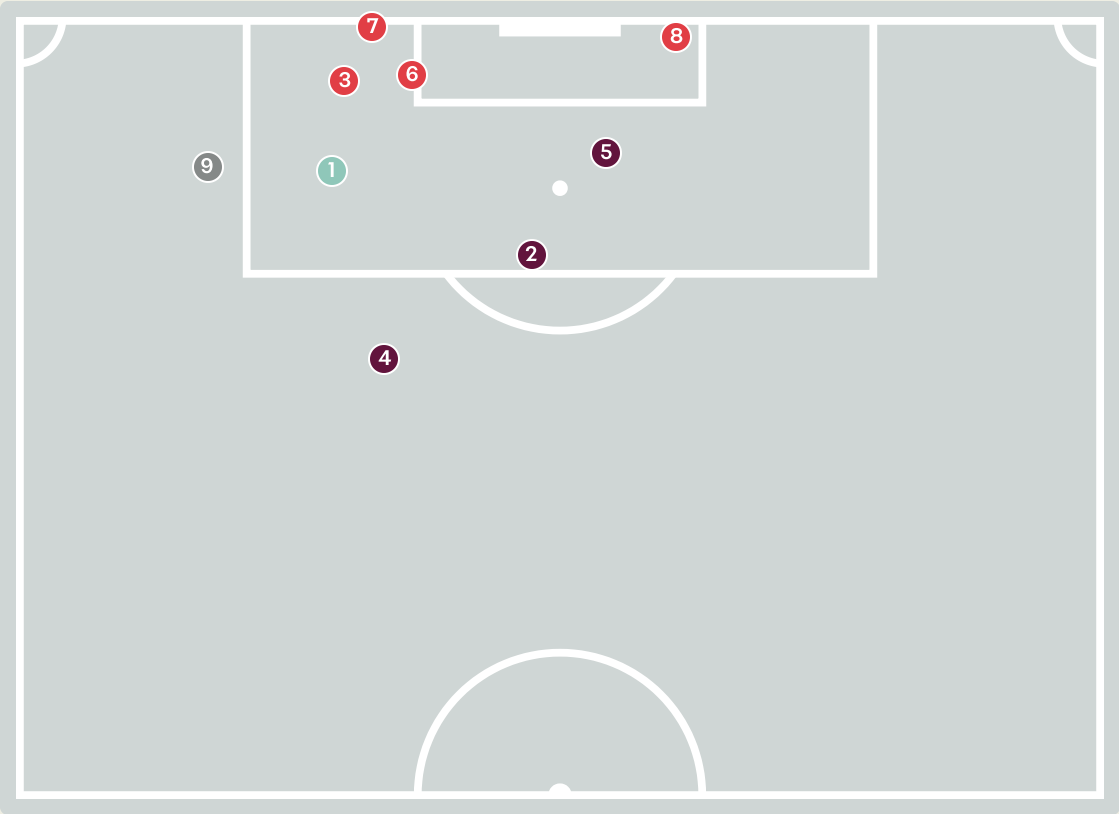


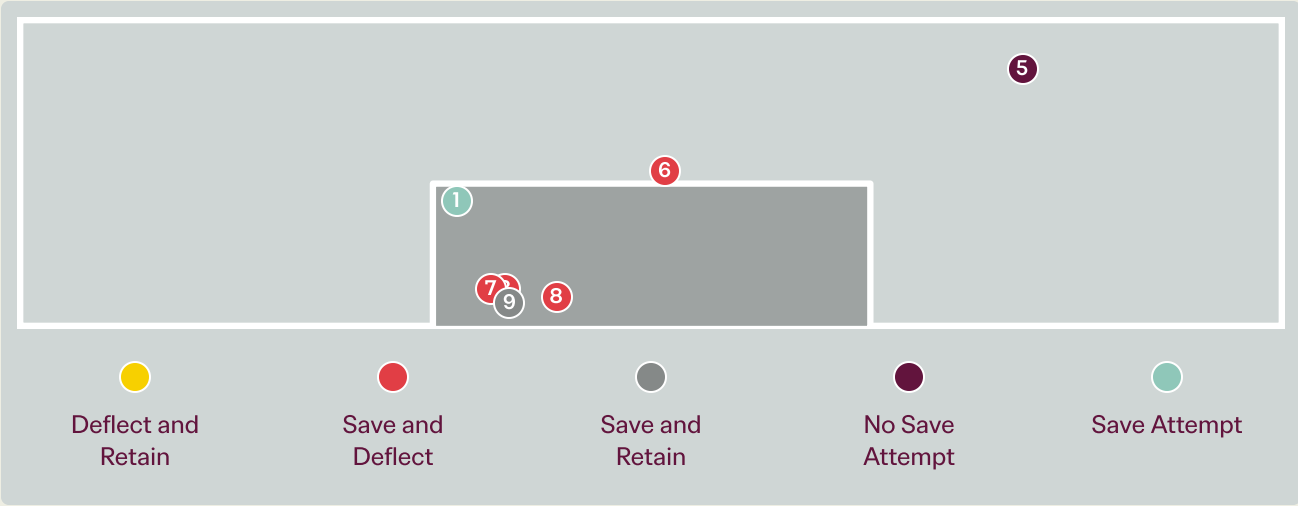


### Intervention Type




### Intervention Body Type

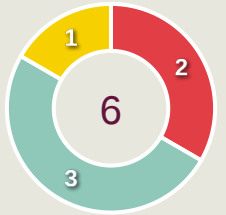


| Total Attempts on Goal Faced | Total Goal Interventions | Save & Retain | Deflect & Retain | Save & Deflect | Save Attempt | No Save Attempt |
|---|---|---|---|---|---|---|
| 9 | 5 | 1 | 0 | 4 | 1 | 3 |

**9**

Total Attempts on Goal Faced

**80**

Save %

# Goal Prevention

## Croatia

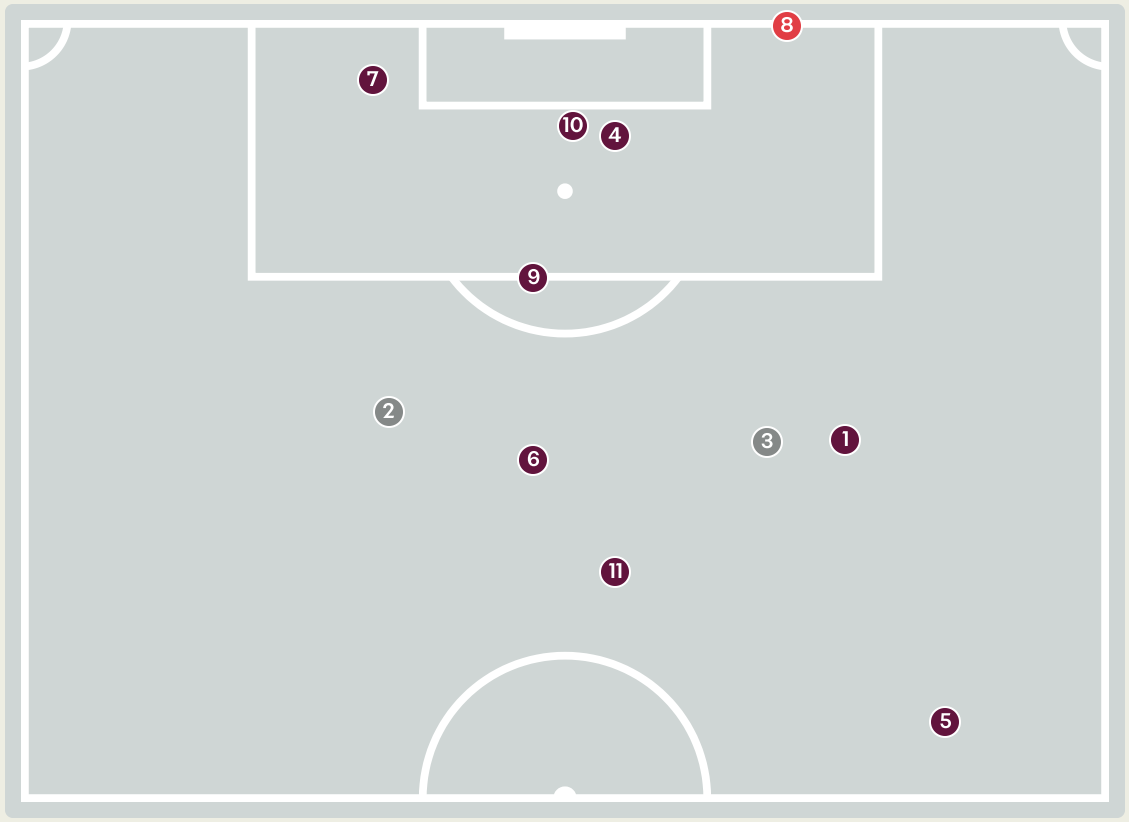


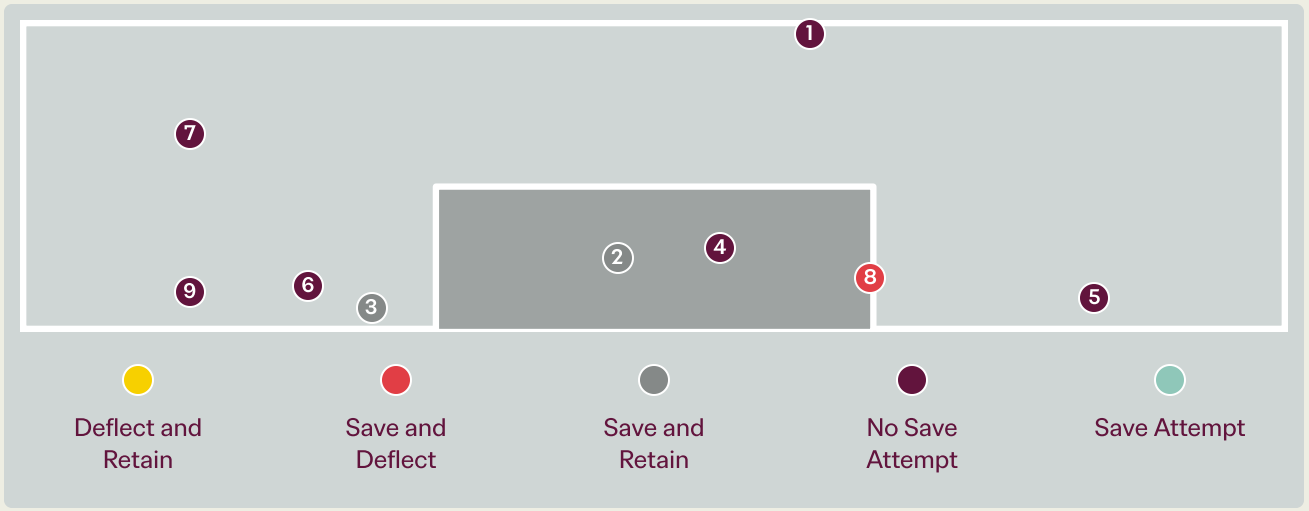


### Intervention Type

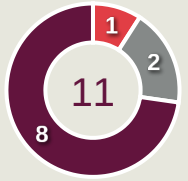


### Intervention Body Type

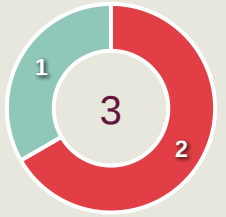


**11**

Total Attempts on Goal Faced

**67**

Save %

| Total Attempts on Goal Faced | Total Goal Interventions | Save & Retain | Deflect & Retain | Save & Deflect | Save Attempt | No Save Attempt |
|---|---|---|---|---|---|---|
| 11 | 3 | 2 | 0 | 1 | 0 | 8 |

# Aerial Control

## Senegal

**8**
Total Interventions

| 0 | 0 | 0 |
|---|---|---|
| Complete | Punches | Incomplete |

| 4 | 4 | 0 |
|---|---|---|
| Complete | Claims | Incomplete |

| 3 | 4 | 0 |
|---|---|---|
| Complete | Tipped/Palmed | Incomplete |

### Crosses Faced

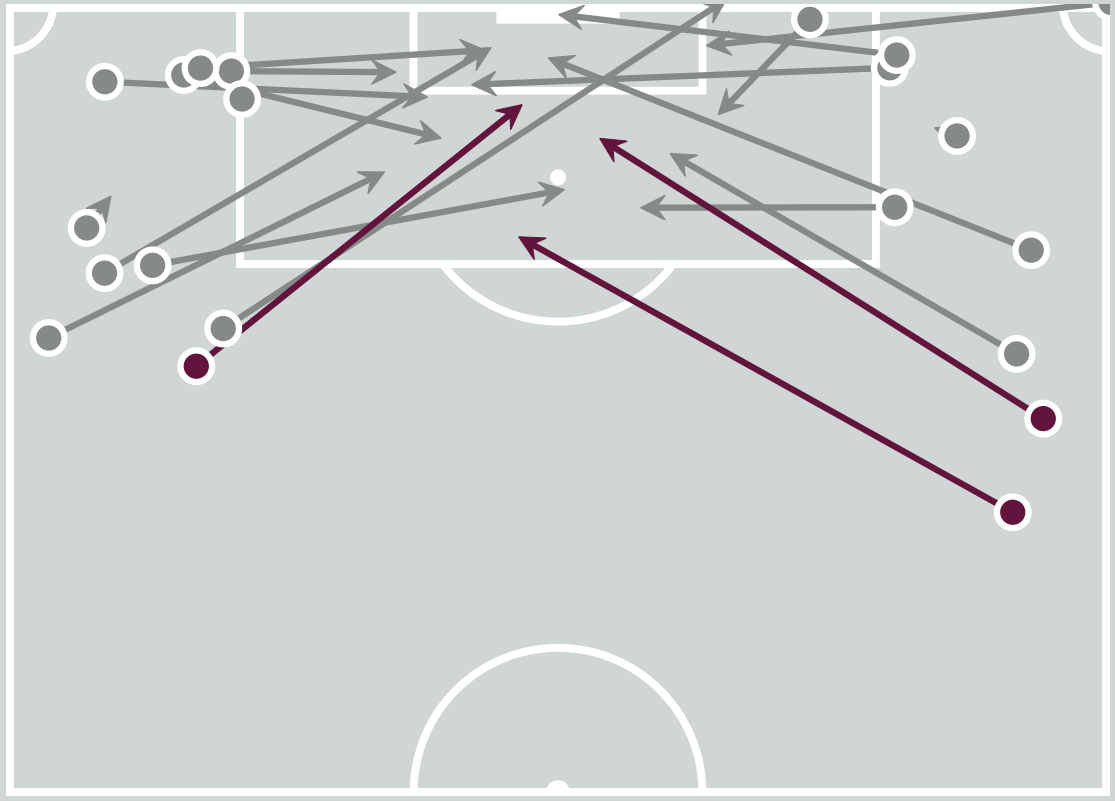


### Delivery Types Faced

| Total | In Swing | Out Swing | Driven | Lofted | Cutback | Push |
|---|---|---|---|---|---|---|
| 35 | 12 | 8 | 4 | 6 | 1 | 4 |

# Aerial Control

Croatia

1
Total Interventions

| 0 | 0 | 0 |
|---|---|---|
| Complete | Punches | Incomplete |

| 0 | 0 | 0 |
|---|---|---|
| Complete | Claims | Incomplete |

| 1 | 1 | 0 |
|---|---|---|
| Complete | Tipped/Palmed | Incomplete |

## Crosses Faced

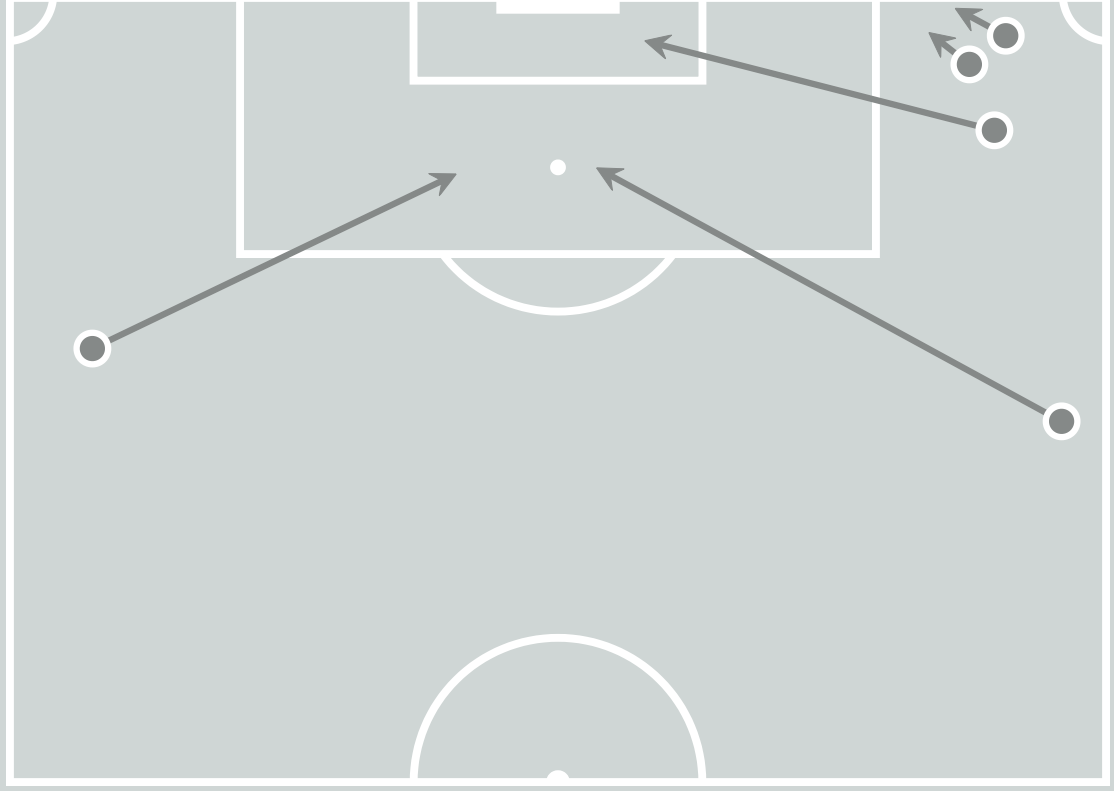


## Delivery Types Faced

| Total | In Swing | Out Swing | Driven | Lofted | Cutback | Push |
|---|---|---|---|---|---|---|
| 10 | 2 | 6 | 2 | 0 | 0 | 0 |

FIFA U17 WORLD CUP QATAR 2026

# SET PLAYS



Senegal v Croatia

# Set Plays

## Senegal

**43**
Total Set Plays

**12**
Total Free Kicks

**0**
Total Penalties

**5**
Total Corners

**26**
Total Throw Ins

| Free Kicks | |
|---|---|
| **Type** | **Total** |
| Direct | 11 |
| Direct (on target) | 0 |
| Direct (off target) | 1 |
| Indirect | 1 |

| Corners | | | |
|---|---|---|---|
| **Delivery Type** | **From Left Side** | **From Right Side** | **Total** |
| Direct to Area | 2 | 2 | 4 |
| Short | 0 | 1 | 1 |
| Edge of Penalty Area | 0 | 0 | 0 |

| Corners | |
|---|---|
| **Delivery Style** | **Total** |
| Inswing | 2 |
| Outswing | 2 |
| Driven | 0 |
| Lofted | 0 |

# Set Plays

## Croatia



**54**
Total Set Plays

**12**
Total Free Kicks

**0**
Total Penalties

**12**
Total Corners

**30**
Total Throw Ins

| Free Kicks | |
|---|---|
| **Type** | **Total** |
| Direct | 11 |
| Direct (on target) | 0 |
| Direct (off target) | 0 |
| Indirect | 1 |

| Corners | | | |
|---|---|---|---|
| **Delivery Type** | **From Left Side** | **From Right Side** | **Total** |
| Direct to Area | 8 | 4 | 12 |
| Short | 0 | 0 | 0 |
| Edge of Penalty Area | 0 | 0 | 0 |

| Corners | |
|---|---|
| **Delivery Style** | **Total** |
| Inswing | 9 |
| Outswing | 0 |
| Driven | 0 |
| Lofted | 3 |

# INDIVIDUAL DATA IN POSSESSION




Senegal v Croatia

# In Possession - Distributions

## Senegal



| # | Player | Passes Attempted | Passes Completed | Pass Completion % | Switches of Play | Crosses Attempted | Crosses Completed | Line Breaks Attempted | Line Breaks Completed | Line Break Completion % | Ball Progressions | Take Ons | Step Ins | Attempts at Goal | Goals |
|---|---|---|---|---|---|---|---|---|---|---|---|---|---|---|---|
| 1 | Baba CAMARA | 33 | 24 | 73% | 0 | 0 | 0 | 12 | 5 | 42% | 0 | 0 | 0 | 0 | 0 |
| 2 | Lamine MBENGUE | 37 | 28 | 76% | 0 | 0 | 0 | 17 | 8 | 47% | 4 | 3 | 1 | 0 | 0 |
| 4 | Cheikh THIOR | 41 | 37 | 90% | 1 | 0 | 0 | 14 | 12 | 86% | 1 | 0 | 1 | 0 | 0 |
| 5 | Emile SADIO | 32 | 24 | 75% | 1 | 5 | 3 | 8 | 6 | 75% | 1 | 0 | 1 | 2 | 0 |
| 6 | Maurice BIAYE | 34 | 27 | 79% | 0 | 0 | 0 | 6 | 4 | 67% | 0 | 0 | 0 | 0 | 0 |
| 7 | Sega MBODJI | 13 | 4 | 31% | 1 | 0 | 0 | 3 | 1 | 33% | 3 | 3 | 0 | 5 | 1 |
| 8 | Sidy Barhama NDIAYE | 10 | 7 | 70% | 0 | 0 | 0 | 1 | 0 | 0% | 1 | 1 | 0 | 0 | 0 |
| 9 | Ibrahima DIONE | 9 | 6 | 67% | 1 | 2 | 0 | 1 | 1 | 100% | 1 | 1 | 0 | 1 | 0 |
| 14 | Cheikh DIENG | 40 | 32 | 80% | 0 | 0 | 0 | 11 | 5 | 45% | 1 | 0 | 1 | 3 | 0 |
| 19 | Abdou Karim DIALLO | 27 | 23 | 85% | 0 | 1 | 0 | 12 | 8 | 67% | 0 | 0 | 0 | 0 | 0 |
| 21 | El Hadji SOW | 19 | 14 | 74% | 0 | 1 | 0 | 6 | 1 | 17% | 1 | 0 | 1 | 0 | 0 |
| 15 | Francois GOMIS | 0 | 0 | 0% | 0 | 0 | 0 | 0 | 0 | 0% | 0 | 0 | 0 | 0 | 0 |
| 10 | Ibrahima KONTE | 1 | 1 | 100% | 0 | 0 | 0 | 0 | 0 | 0% | 0 | 0 | 0 | 0 | 0 |
| 11 | Pape Mansour GUEYE | 1 | 1 | 100% | 0 | 1 | 0 | 1 | 1 | 100% | 1 | 1 | 0 | 0 | 0 |
| 12 | Mouhamed FAYE | 6 | 2 | 33% | 0 | 0 | 0 | 3 | 0 | 0% | 0 | 0 | 0 | 0 | 0 |
| 20 | Jerome ALBIS | 0 | 0 | 0% | 0 | 0 | 0 | 0 | 0 | 0% | 0 | 0 | 0 | 0 | 0 |

# In Possession - Offers & Receptions

## Senegal

| | | | Offer movement types | | | | | | |
|---|---|---|---|---|---|---|---|---|---|
| # | Player | Total Offers | In Front | In Between | Out to In | In to Out | In Behind | No Movement | Offers Received |
| 1 | Baba CAMARA | 0 | 0 | 0 | 0 | 0 | 0 | 0 | 0 |
| 2 | Lamine MBENGUE | 6 | 1 | 2 | 0 | 0 | 1 | 2 | 2 |
| 4 | Cheikh THIOR | 1 | 0 | 0 | 0 | 0 | 0 | 1 | 0 |
| 5 | Emile SADIO | 26 | 11 | 9 | 1 | 0 | 0 | 5 | 10 |
| 6 | Maurice BIAYE | 26 | 17 | 1 | 0 | 0 | 0 | 8 | 10 |
| 7 | Sega MBODJI | 6 | 1 | 0 | 0 | 1 | 1 | 3 | 4 |
| 8 | Sidy Barhama NDIAYE | 11 | 1 | 3 | 1 | 2 | 1 | 3 | 2 |
| 9 | Ibrahima DIONE | 16 | 0 | 4 | 0 | 2 | 9 | 1 | 8 |
| 14 | Cheikh DIENG | 0 | 0 | 0 | 0 | 0 | 0 | 0 | 0 |
| 19 | Abdou Karim DIALLO | 4 | 1 | 0 | 0 | 0 | 1 | 2 | 3 |
| 21 | El Hadji SOW | 22 | 7 | 7 | 0 | 3 | 3 | 2 | 4 |
| 15 | Francois GOMIS | 0 | 0 | 0 | 0 | 0 | 0 | 0 | 0 |
| 10 | Ibrahima KONTE | 2 | 0 | 1 | 0 | 0 | 0 | 1 | 0 |
| 11 | Pape Mansour GUEYE | 3 | 0 | 1 | 0 | 0 | 1 | 1 | 1 |
| 12 | Mouhamed FAYE | 4 | 3 | 0 | 0 | 0 | 0 | 1 | 1 |
| 20 | Jerome ALBIS | 0 | 0 | 0 | 0 | 0 | 0 | 0 | 0 |

# In Possession - Distributions

## Croatia



| # | Player | Passes Attempted | Passes Completed | Pass Completion % | Switches of Play | Crosses Attempted | Crosses Completed | Line Breaks Attempted | Line Breaks Completed | Line Break Completion % | Ball Progressions | Take Ons | Step Ins | Attempts at Goal | Goals |
|---|---|---|---|---|---|---|---|---|---|---|---|---|---|---|---|
| 1 | Lovro LOJEN | 31 | 25 | 81% | 0 | 0 | 0 | 10 | 5 | 50% | 0 | 0 | 0 | 0 | 0 |
| 2 | Luka POSAVEC | 59 | 45 | 76% | 0 | 5 | 2 | 15 | 5 | 33% | 2 | 2 | 0 | 0 | 0 |
| 3 | Ivan PAUNOVIC | 73 | 61 | 84% | 0 | 4 | 0 | 23 | 17 | 74% | 2 | 0 | 2 | 0 | 0 |
| 4 | Karlo ZIRDUM | 90 | 86 | 96% | 2 | 0 | 0 | 9 | 7 | 78% | 0 | 0 | 0 | 0 | 0 |
| 5 | Filip PAVIC | 96 | 88 | 92% | 1 | 0 | 0 | 23 | 20 | 87% | 0 | 0 | 0 | 1 | 0 |
| 6 | Marin MODRIC | 36 | 31 | 86% | 2 | 0 | 0 | 9 | 5 | 56% | 2 | 1 | 1 | 2 | 0 |
| 7 | Luka BARTOLOVIC | 48 | 42 | 88% | 0 | 16 | 5 | 18 | 13 | 72% | 5 | 5 | 0 | 2 | 1 |
| 8 | Juraj FRIGAN | 33 | 23 | 70% | 0 | 1 | 0 | 6 | 4 | 67% | 4 | 3 | 1 | 0 | 0 |
| 9 | Jakov DEDIC | 18 | 13 | 72% | 2 | 3 | 0 | 4 | 2 | 50% | 3 | 3 | 0 | 1 | 0 |
| 10 | Jona BENKOTIC | 38 | 33 | 87% | 0 | 0 | 0 | 9 | 8 | 89% | 0 | 0 | 0 | 1 | 0 |
| 17 | Vid SEITZ | 2 | 2 | 100% | 0 | 0 | 0 | 1 | 1 | 100% | 0 | 0 | 0 | 0 | 0 |
| 11 | Vito JAKOVLJEVIC | 13 | 8 | 62% | 0 | 4 | 1 | 1 | 0 | 0% | 2 | 2 | 0 | 1 | 0 |
| 13 | Patrik LACIC | 15 | 13 | 87% | 0 | 1 | 0 | 4 | 3 | 75% | 0 | 0 | 0 | 0 | 0 |
| 19 | Toni RUSO | 4 | 4 | 100% | 0 | 1 | 0 | 0 | 0 | 0% | 1 | 1 | 0 | 1 | 0 |
| 20 | Dino BEADER TRAJANOVSKI | 11 | 11 | 100% | 1 | 0 | 0 | 3 | 3 | 100% | 0 | 0 | 0 | 0 | 0 |

# In Possession - Offers & Receptions

## Croatia



| | | | Offer movement types | | | | | | |
|---|---|---|---|---|---|---|---|---|---|
| # | Player | Total Offers | In Front | In Between | Out to In | In to Out | In Behind | No Movement | Offers Received |
| 1 | Lovro LOJEN | 0 | 0 | 0 | 0 | 0 | 0 | 0 | 0 |
| 2 | Luka POSAVEC | 15 | 4 | 2 | 0 | 0 | 3 | 6 | 12 |
| 3 | Ivan PAUNOVIC | 9 | 1 | 0 | 0 | 0 | 5 | 3 | 8 |
| 4 | Karlo ZIRDUM | 11 | 3 | 0 | 0 | 0 | 0 | 8 | 10 |
| 5 | Filip PAVIC | 1 | 1 | 0 | 0 | 0 | 0 | 0 | 1 |
| 6 | Marin MODRIC | 51 | 29 | 15 | 0 | 1 | 0 | 6 | 14 |
| 7 | Luka BARTOLOVIC | 16 | 2 | 1 | 0 | 0 | 7 | 6 | 5 |
| 8 | Juraj FRIGAN | 40 | 20 | 14 | 2 | 0 | 4 | 0 | 3 |
| 9 | Jakov DEDIC | 27 | 0 | 10 | 1 | 1 | 15 | 0 | 10 |
| 10 | Jona BENKOTIC | 40 | 14 | 12 | 1 | 2 | 7 | 4 | 12 |
| 17 | Vid SEITZ | 14 | 0 | 4 | 1 | 2 | 6 | 1 | 2 |
| 11 | Vito JAKOVLJEVIC | 44 | 4 | 1 | 2 | 2 | 29 | 6 | 4 |
| 13 | Patrik LACIC | 4 | 1 | 0 | 0 | 0 | 3 | 0 | 3 |
| 19 | Toni RUSO | 14 | 0 | 5 | 0 | 1 | 8 | 0 | 2 |
| 20 | Dino BEADER TRAJANOVSKI | 4 | 3 | 0 | 0 | 0 | 0 | 1 | 2 |

# INDIVIDUAL DATA
# OUT OF POSSESSION




Senegal v Croatia

# Out of Possession

## Senegal



| # | Player | Tackles Made / Won | Blocks | Interceptions | Pressing Direct | Pressing Indirect | Duels Won - Aerial | Duels Won - Physical | Possession Contests won | Clearances | Loose Ball Receptions | Pushing On | Pushing On into Pressing | Possession Regains | Possession Interrupted |
|---|---|---|---|---|---|---|---|---|---|---|---|---|---|---|---|
| 1 | Baba CAMARA | 0 / 0 | 0 | 0 | 0 | 0 | 0 | 0 | 0 | 0 | 4 | 0 | 0 | 14 | 0 |
| 2 | Lamine MBENGUE | 3 / 2 | 4 | 1 | 1 | 10 | 0 | 0 | 0 | 8 | 8 | 12 | 3 | 7 | 6 |
| 4 | Cheikh THIOR | 2 / 1 | 4 | 2 | 3 | 2 | 2 | 0 | 2 | 9 | 8 | 11 | 0 | 7 | 5 |
| 5 | Emile SADIO | 1 / 0 | 1 | 0 | 5 | 39 | 1 | 0 | 1 | 2 | 5 | 43 | 23 | 1 | 2 |
| 6 | Maurice BIAYE | 6 / 2 | 2 | 0 | 11 | 19 | 2 | 0 | 2 | 6 | 5 | 27 | 17 | 6 | 5 |
| 7 | Sega MBODJI | 2 / 0 | 2 | 0 | 5 | 25 | 1 | 0 | 1 | 0 | 9 | 22 | 18 | 0 | 3 |
| 8 | Sidy Barhama NDIAYE | 3 / 0 | 4 | 0 | 3 | 33 | 0 | 0 | 0 | 1 | 0 | 22 | 16 | 1 | 3 |
| 9 | Ibrahima DIONE | 1 / 1 | 0 | 0 | 1 | 41 | 0 | 0 | 0 | 0 | 1 | 28 | 17 | 1 | 0 |
| 14 | Cheikh DIENG | 4 / 1 | 1 | 2 | 8 | 3 | 4 | 0 | 4 | 8 | 2 | 5 | 1 | 8 | 3 |
| 19 | Abdou Karim DIALLO | 0 / 0 | 0 | 1 | 2 | 11 | 2 | 0 | 2 | 2 | 6 | 8 | 3 | 4 | 1 |
| 21 | El Hadji SOW | 7 / 1 | 6 | 0 | 8 | 41 | 0 | 0 | 0 | 2 | 7 | 23 | 11 | 2 | 3 |
| 15 | Francois GOMIS | 0 / 0 | 0 | 0 | 0 | 0 | 0 | 0 | 0 | 1 | 0 | 0 | 0 | 0 | 0 |
| 10 | Ibrahima KONTE | 0 / 0 | 0 | 0 | 0 | 6 | 0 | 0 | 0 | 0 | 1 | 4 | 2 | 0 | 0 |
| 11 | Pape Mansour GUEYE | 0 / 0 | 0 | 0 | 1 | 5 | 0 | 0 | 0 | 1 | 0 | 5 | 2 | 0 | 1 |
| 12 | Mouhamed FAYE | 2 / 1 | 2 | 0 | 2 | 3 | 0 | 0 | 0 | 0 | 3 | 3 | 1 | 2 | 2 |
| 20 | Jerome ALBIS | 0 / 0 | 0 | 0 | 0 | 5 | 0 | 0 | 0 | 0 | 0 | 4 | 3 | 0 | 0 |

# Out of Possession

## Croatia



| # | Player | Tackles Made / Won | Blocks | Interceptions | Pressing Direct | Pressing Indirect | Duels Won - Aerial | Duels Won - Physical | Possession Contests won | Clearances | Loose Ball Receptions | Pushing On | Pushing On into Pressing | Possession Regains | Possession Interrupted |
|---|---|---|---|---|---|---|---|---|---|---|---|---|---|---|---|
| 1 | Lovro LOJEN | 0 / 0 | 0 | 0 | 0 | 0 | 0 | 0 | 0 | 3 | 3 | 0 | 0 | 4 | 2 |
| 2 | Luka POSAVEC | 0 / 0 | 1 | 2 | 1 | 3 | 0 | 0 | 0 | 3 | 6 | 8 | 2 | 2 | 2 |
| 3 | Ivan PAUNOVIC | 4 / 1 | 2 | 4 | 6 | 4 | 1 | 0 | 1 | 2 | 3 | 7 | 3 | 7 | 3 |
| 4 | Karlo ZIRDUM | 1 / 0 | 0 | 1 | 2 | 1 | 2 | 0 | 2 | 5 | 8 | 10 | 1 | 4 | 3 |
| 5 | Filip PAVIC | 2 / 1 | 1 | 1 | 1 | 1 | 2 | 0 | 2 | 4 | 10 | 3 | 1 | 5 | 1 |
| 6 | Marin MODRIC | 5 / 2 | 1 | 0 | 6 | 6 | 1 | 0 | 2 | 3 | 8 | 11 | 4 | 4 | 2 |
| 7 | Luka BARTOLOVIC | 4 / 3 | 3 | 3 | 5 | 10 | 0 | 0 | 0 | 2 | 6 | 12 | 6 | 8 | 1 |
| 8 | Juraj FRIGAN | 7 / 3 | 3 | 0 | 10 | 8 | 0 | 0 | 0 | 0 | 6 | 19 | 4 | 4 | 4 |
| 9 | Jakov DEDIC | 0 / 0 | 0 | 0 | 1 | 11 | 1 | 0 | 1 | 0 | 7 | 12 | 5 | 0 | 0 |
| 10 | Jona BENKOTIC | 1 / 1 | 1 | 1 | 1 | 14 | 2 | 0 | 2 | 0 | 4 | 17 | 11 | 3 | 0 |
| 17 | Vid SEITZ | 1 / 1 | 0 | 0 | 2 | 4 | 0 | 0 | 0 | 0 | 1 | 6 | 5 | 1 | 0 |
| 11 | Vito JAKOVLJEVIC | 3 / 1 | 0 | 1 | 7 | 14 | 0 | 0 | 0 | 3 | 4 | 17 | 14 | 4 | 1 |
| 13 | Patrik LACIC | 0 / 0 | 0 | 0 | 0 | 3 | 0 | 0 | 0 | 1 | 2 | 1 | 1 | 1 | 0 |
| 19 | Toni RUSO | 0 / 0 | 1 | 0 | 0 | 6 | 1 | 0 | 1 | 0 | 1 | 3 | 2 | 0 | 1 |
| 20 | Dino BEADER TRAJANOVSKI | 0 / 0 | 0 | 0 | 0 | 0 | 0 | 0 | 1 | 0 | 0 | 0 | 0 | 1 | 0 |

# INDIVIDUAL DATA
# PHYSICAL




## Senegal v Croatia

# Physical Data

## Senegal



| # | Player | Total Distance (m) | Zone 1: 0-7 km/h (m) | Zone 2: 7-15 km/h (m) | Zone 3: 15-20 km/h (m) | Zone 4: 20-25 km/h (m) | Zone 5: 25+ km/h (m) | High Speed Runs (Zone 3) | Sprints (Zone 4 & 5) | Top Speed (km/h) |
|---|---|---|---|---|---|---|---|---|---|---|
| 1 | Baba CAMARA | 5277.0 | 3992.6 | 1182.7 | 72.3 | 17.6 | 12.0 | 6.0 | 3.0 | 26.6 |
| 2 | Lamine MBENGUE | 10132.5 | 3579.5 | 4196.2 | 1453.2 | 737.1 | 166.5 | 136.0 | 52.0 | 30.6 |
| 4 | Cheikh THIOR | 10149.5 | 3705.0 | 4954.1 | 1208.8 | 206.0 | 75.6 | 109.0 | 17.0 | 29.6 |
| 5 | Emile SADIO | 11802.2 | 2850.0 | 6056.6 | 2107.9 | 715.2 | 72.5 | 192.0 | 48.0 | 30.0 |
| 6 | Maurice BIAYE | 11529.2 | 3469.8 | 5617.4 | 1733.3 | 564.2 | 144.4 | 157.0 | 47.0 | 31.9 |
| 7 | Sega MBODJI | 7924.5 | 3312.2 | 2894.4 | 919.2 | 582.2 | 216.5 | 80.0 | 49.0 | 30.9 |
| 8 | Sidy Barhama NDIAYE | 8171.0 | 2609.1 | 3649.2 | 982.4 | 587.3 | 343.0 | 95.0 | 43.0 | 33.3 |
| 9 | Ibrahima DIONE | 10400.9 | 3528.9 | 4248.3 | 1804.3 | 528.7 | 290.8 | 146.0 | 46.0 | 32.0 |
| 14 | Cheikh DIENG | 10077.6 | 3682.0 | 4663.3 | 1252.7 | 356.1 | 123.5 | 124.0 | 28.0 | 31.4 |
| 19 | Abdou Karim DIALLO | 4378.4 | 1434.8 | 2139.3 | 497.6 | 232.4 | 74.4 | 50.0 | 18.0 | 28.3 |
| 21 | El Hadji SOW | 10818.2 | 2985.0 | 5104.1 | 1897.2 | 667.0 | 165.0 | 167.0 | 51.0 | 30.4 |
| 15 | Francois GOMIS | 149.7 | 37.1 | 68.6 | 7.7 | 13.3 | 23.0 | 1.0 | 1.0 | 26.8 |
| 10 | Ibrahima KONTE | 1395.9 | 203.5 | 697.9 | 319.2 | 133.1 | 42.1 | 26.0 | 6.0 | 29.0 |
| 11 | Pape Mansour GUEYE | 2671.7 | 842.0 | 1032.6 | 481.7 | 232.7 | 82.8 | 41.0 | 19.0 | 30.2 |
| 12 | Mouhamed FAYE | 2668.7 | 723.3 | 1229.2 | 563.2 | 121.1 | 31.9 | 52.0 | 11.0 | 32.9 |
| 20 | Jerome ALBIS | 1287.4 | 308.2 | 617.8 | 237.6 | 112.9 | 10.9 | 23.0 | 12.0 | 26.1 |

# Physical Data

## Croatia



| # | Player | Total Distance (m) | Zone 1: 0-7 km/h (m) | Zone 2: 7-15 km/h (m) | Zone 3: 15-20 km/h (m) | Zone 4: 20-25 km/h (m) | Zone 5: 25+ km/h (m) | High Speed Runs (Zone 3) | Sprints (Zone 4 & 5) | Top Speed (km/h) |
|---|---|---|---|---|---|---|---|---|---|---|
| 1 | Lovro LOJEN | 5313.2 | 4017.5 | 984.5 | 192.3 | 57.9 | 61.0 | 14.0 | 5.0 | 28.5 |
| 2 | Luka POSAVEC | 9168.0 | 4096.1 | 3709.2 | 828.8 | 382.9 | 151.1 | 75.0 | 26.0 | 30.4 |
| 3 | Ivan PAUNOVIC | 7894.8 | 2936.6 | 3542.5 | 812.2 | 427.6 | 175.9 | 70.0 | 29.0 | 32.7 |
| 4 | Karlo ZIRDUM | 10227.7 | 4035.5 | 4634.0 | 1020.5 | 446.4 | 91.3 | 100.0 | 31.0 | 28.7 |
| 5 | Filip PAVIC | 10375.1 | 3816.0 | 4952.5 | 1116.4 | 380.3 | 110.0 | 103.0 | 26.0 | 31.9 |
| 6 | Marin MODRIC | 9339.7 | 2742.1 | 4700.4 | 1472.3 | 341.6 | 83.3 | 120.0 | 23.0 | 30.6 |
| 7 | Luka BARTOLOVIC | 9679.1 | 4130.5 | 3740.2 | 1238.6 | 386.2 | 183.6 | 109.0 | 33.0 | 32.9 |
| 8 | Juraj FRIGAN | 10164.9 | 3068.5 | 4591.9 | 1764.8 | 638.9 | 100.8 | 154.0 | 43.0 | 31.1 |
| 9 | Jakov DEDIC | 10467.1 | 3851.7 | 4823.1 | 1173.1 | 454.9 | 164.3 | 105.0 | 34.0 | 31.4 |
| 10 | Jona BENKOTIC | 11510.1 | 4272.8 | 5418.7 | 1321.3 | 432.4 | 64.9 | 121.0 | 36.0 | 28.1 |
| 17 | Vid SEITZ | 2864.6 | 942.8 | 1053.8 | 471.2 | 319.6 | 77.1 | 44.0 | 27.0 | 33.3 |
| 11 | Vito JAKOVLJEVIC | 8555.9 | 2888.3 | 3591.4 | 1253.8 | 646.5 | 175.8 | 106.0 | 54.0 | 31.9 |
| 13 | Patrik LACIC | 2500.5 | 985.7 | 958.0 | 407.0 | 97.3 | 52.5 | 31.0 | 5.0 | 29.7 |
| 19 | Toni RUSO | 2740.4 | 773.1 | 1227.8 | 492.1 | 204.2 | 43.0 | 47.0 | 16.0 | 29.6 |
| 20 | Dino BEADER TRAJANOVSKI | 1232.2 | 308.3 | 666.2 | 213.2 | 35.2 | 9.1 | 20.0 | 3.0 | 25.9 |


FIFA
U17
WORLD CUP
QATAR 2026