FIFA U17 WORLD CUP QATAR 2026

POST MATCH SUMMARY REPORT

Côte d'Ivoire 2 - 1 Uzbekistan

Group E - Match 10
20 November 2026
19:00 Kick Off
Aspire Zone - Pitch 8 - Mahmoud Soufi

20 November 2026 - Aspire Zone - Pitch 8 - Mahmoud Soufi - 19:00

Match Summary - Teams

Côte d'Ivoire

2 – 1

Uzbekistan

STARTING

1	GK	Djibril KEITA		
2	MF	Abdoul DOUMBIA		
4	DF	Abdoul ABDOURAMANE	62'	
5	DF	Koudougnon DREBO	42'	
7	FW	Harafat DIABATE	↓ 67'	
8	MF	Hamza COULIBALY		
9	FW	Hubert YAO	⚽ 7'	61'
10	MF	Yann CISSE	53'	↓ 83'
14	MF	Youssouf DIABATE	↓ 67'	
15	DF	Ange ZOKO		
20	DF	Mory DOUMBIA	↓ 90+4'	

SUBSTITUTES

16	GK	Beonaho TAH		
21	GK	Pierrick KONAN		
3	MF	Salia TRAORE	↑ 83'	
6	DF	Allassane TOURE		
11	MF	Guillaume KIEDE	↑ 67'	
12	DF	Aziz DIABAGATE		
13	DF	Leo GNAHORE	↑ 90+4'	
17	DF	Elonim TIE ZON		
18	FW	Abass DIARRASSOUBA	↑ 67'	⚽ 89'
19	FW	Kouassi KOFFI		

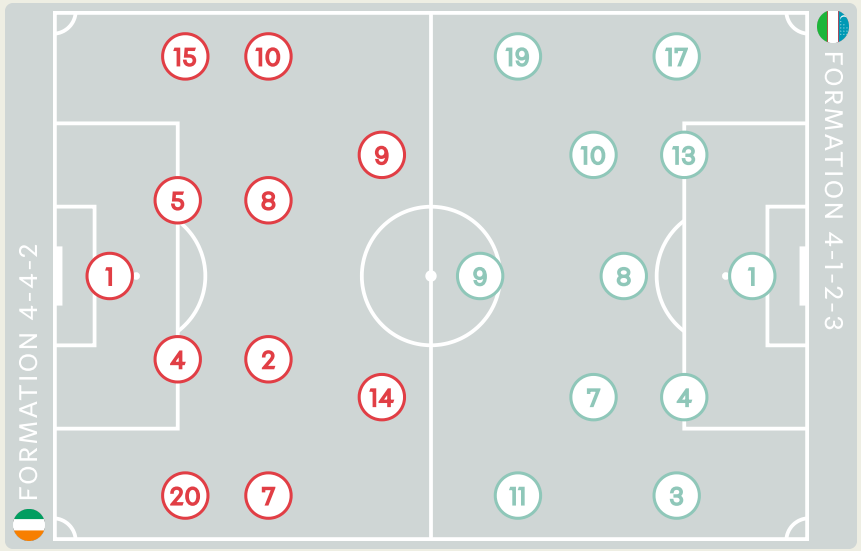

STARTING

Olimjon SHAMURATOV	GK	1	
Abubakir RAKHIMOV	DF	3	
Muhammad KHAKIMOV	DF	4	58' ⚽ 51'
Amirkhon ERKINOV	MF	7	
Islom RAVSHANOV	MF	8	
Asilbek ALIEV	FW	9	
Mirkomilbek MURODOV	MF	10	↓ 74'
Sukhrob SADIRJANOV	FW	11	↓ 45'
Mirjamol ANVAROV	DF	13	
Jakhongirmirzo UKTAMBOEV	DF	17	↓ 45'
Akhrorbek RAVSHANBEKOV	MF	19	↓ 70' 48'

SUBSTITUTES

Mekhrojbek SIROJIDDINOV	GK	12	
Abdulboriy ZOIDJONOV	GK	21	
Mashkhurbek ABDISOLIEV	DF	2	
Muhammadaziz RUZIBOEV	DF	5	↑ 83'
Mukhammadjon MAMATOV	MF	6	↑ 74'
Muhammadodilkhon ORIFKHONOV	MF	14	
Nurmuhammad UKTAMOV	DF	15	
Adis ABDUNABIEV	DF	16	↓ 83' ↑ 45'
Khabibullokh TOKHIROV	MF	18	↑ 70'
Laziz ABDURAIMOV	FW	20	↑ 45'

Distribution in the Final Third

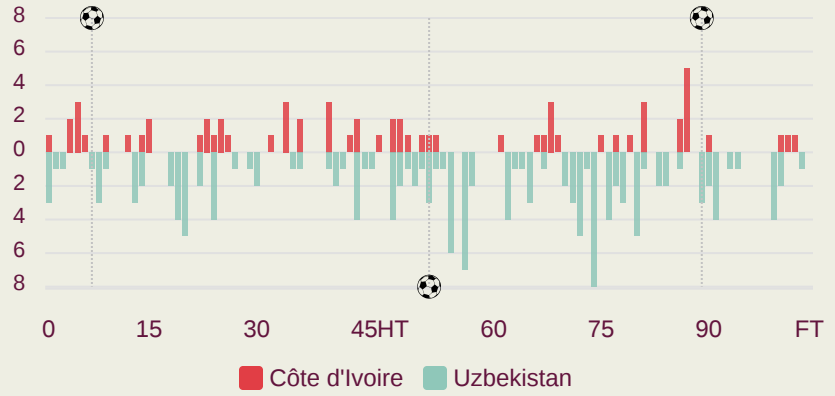

20 November 2026 - Aspire Zone - Pitch 8 - Mahmoud Soufi - 19:00

Match Summary - Key Statistics



Côte d'Ivoire

2 — 1

Uzbekistan



Possession

Total	38.7% / 10.1% / 51.2%	Total
2	Goals	1
0.92	xG (Expected Goals)	0.97
10 (5)	Attempts at Goal (On Target)	13 (3)
354 (264)	Total Passes (Complete)	449 (358)
75 %	Pass Completion %	80 %
64	Completed Line Breaks	80
8	Defensive Line Breaks	11
40	Receptions in the Final Third	102
6	Crosses	26
24	Ball Progressions	34
217 (48)	Defensive Pressures Applied (Direct Pressures)	191 (52)
58	Forced Turnovers	59
71	Second Balls	80
113.8 km	Total Distance Covered	115.5 km
5 km	Zone 4 – Low Speed Sprinting: 20-25 km/h	5.5 km

Phases of Play

Côte d'Ivoire

Uzbekistan

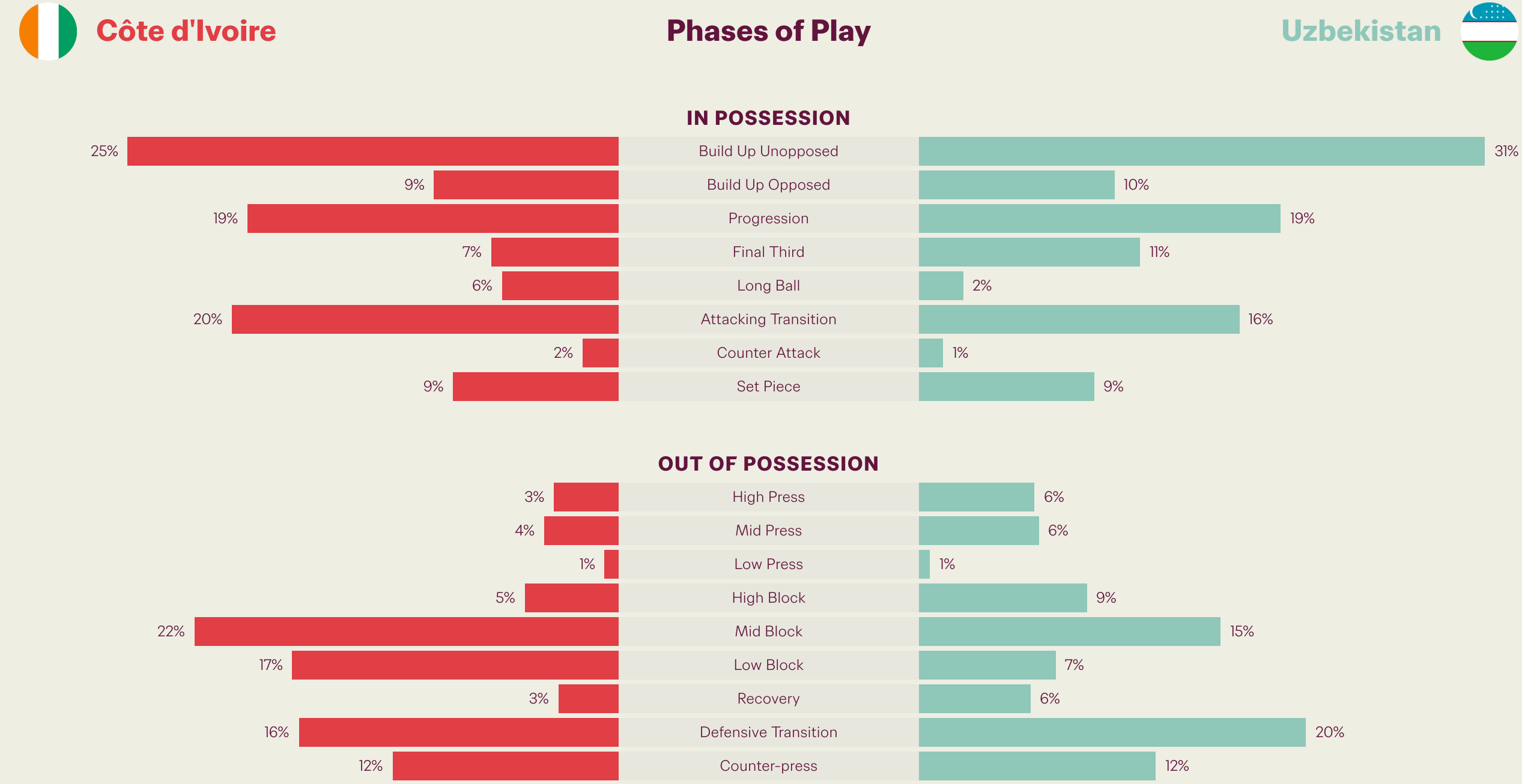

FIFA U17 WORLD CUP QATAR 2026

IN POSSESSION




Côte d'Ivoire v Uzbekistan

In Possession Line Height & Team Length

Côte d'Ivoire

Build Up Low

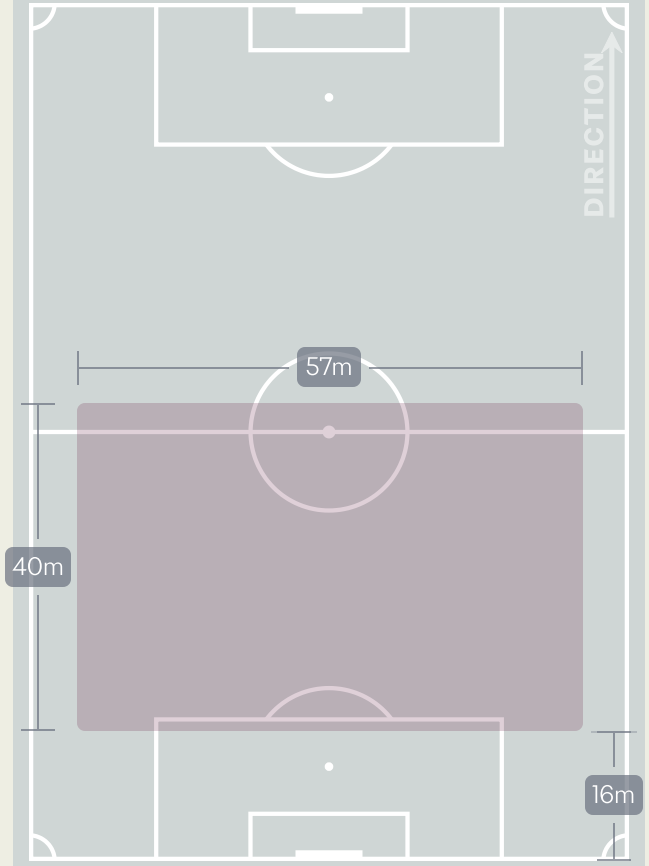

Build Up Mid

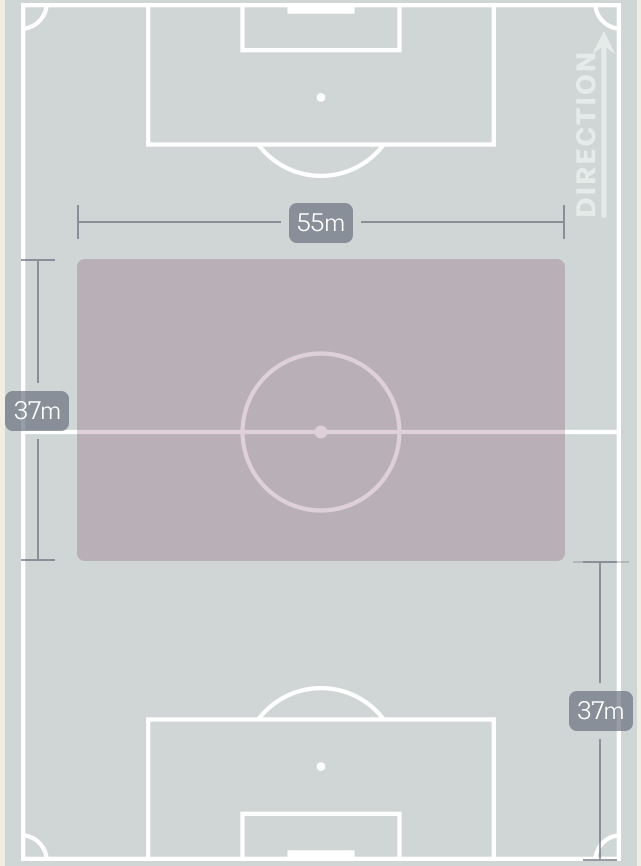

Final Third Phase

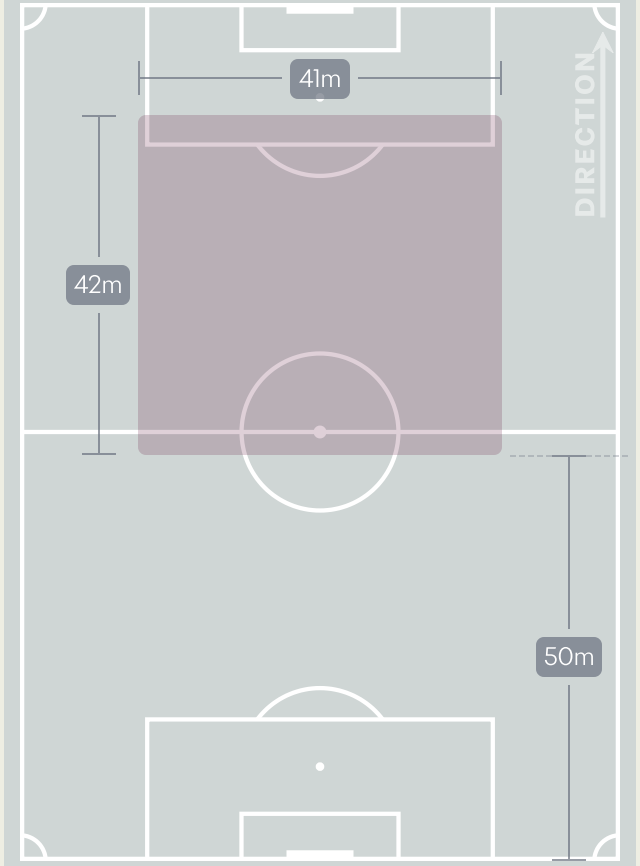

In Possession Line Height & Team Length

Uzbekistan

Build Up Low

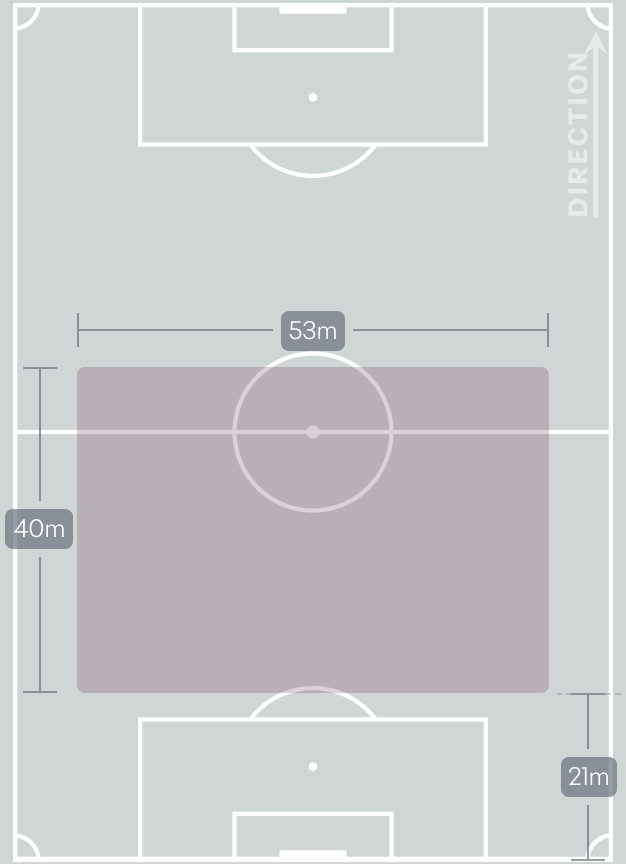

Build Up Mid

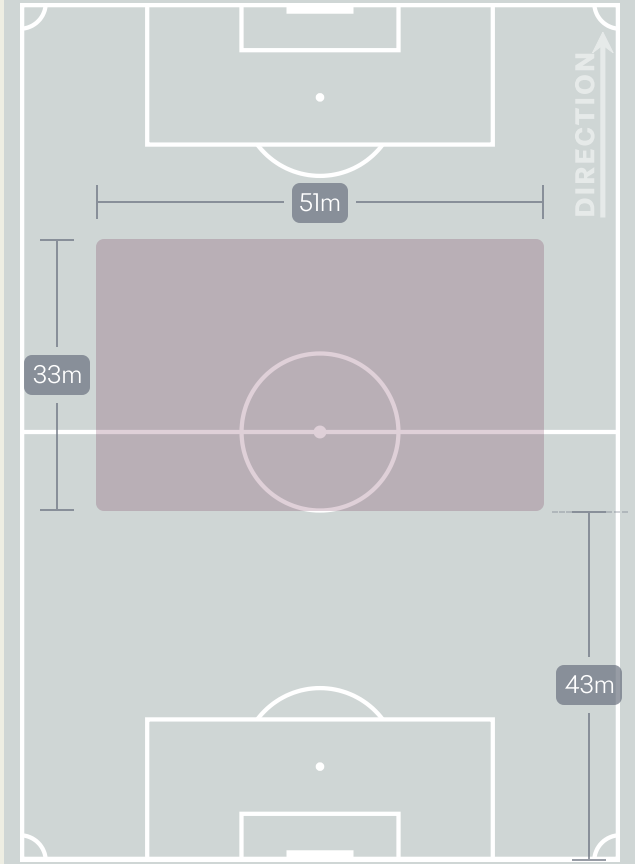

Final Third Phase

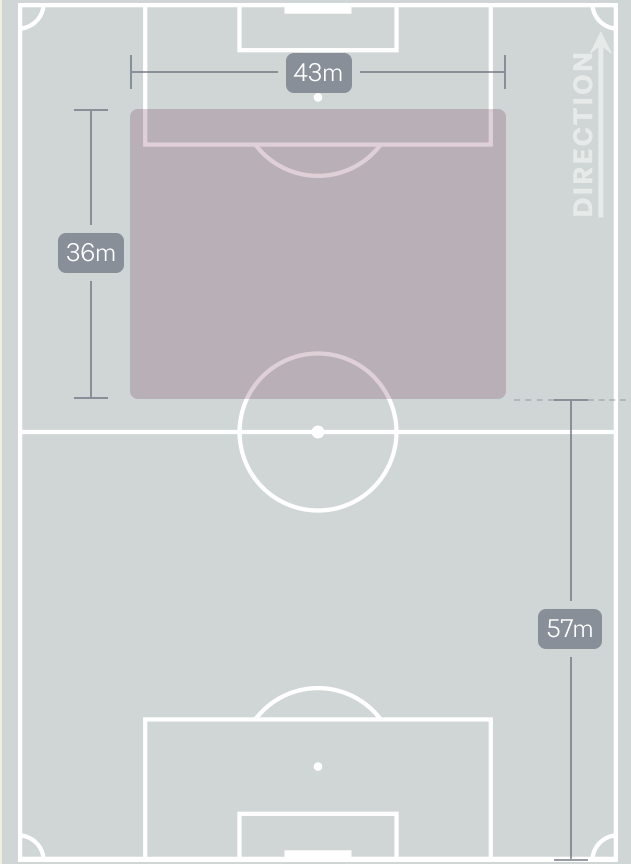

Line Breaks

Côte d'Ivoire

Attempted Line Breaks
114

34	22
Attempted	Complete

26	19
Attempted	Complete

54	23
Attempted	Complete

4 Units

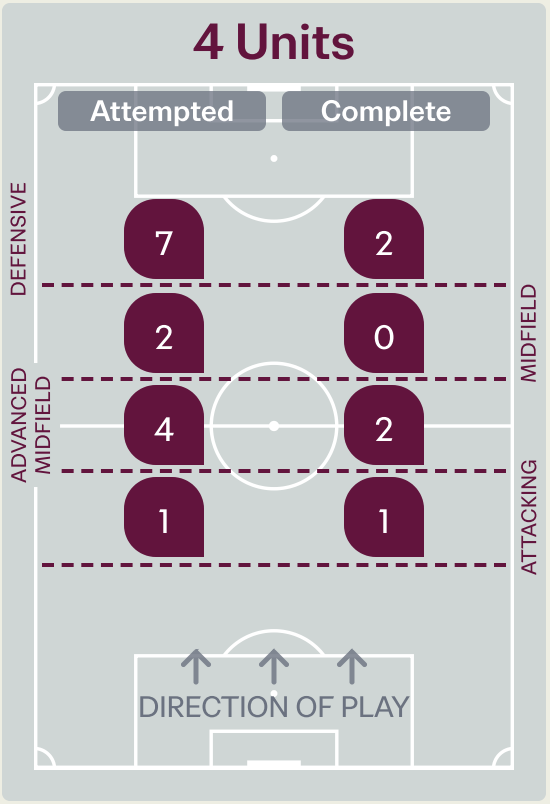

Attempted Line Breaks	14
Inside Shape	12
Outside Shape	2

3 Units

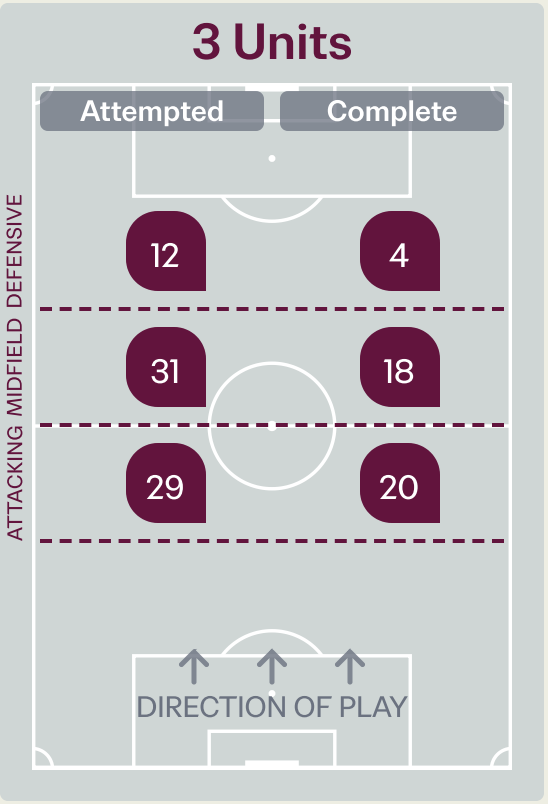

Attempted Line Breaks	72
Inside Shape	46
Outside Shape	26

2 Units

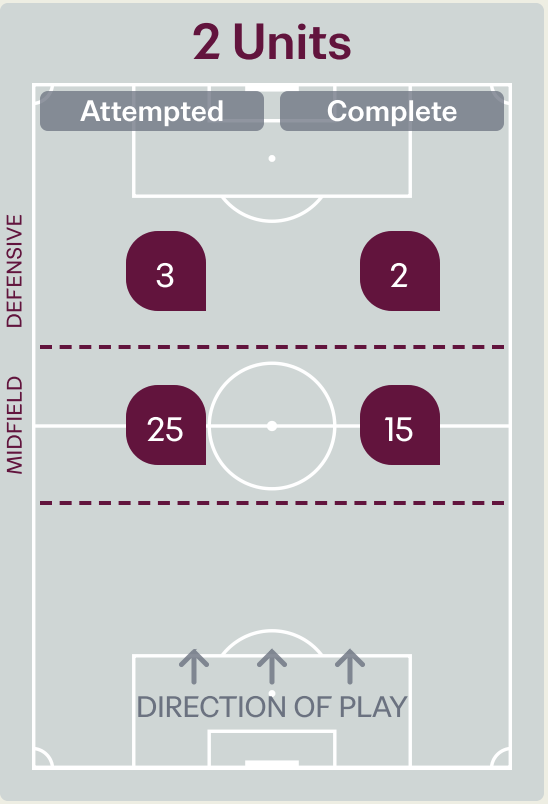

Attempted Line Breaks	28
Inside Shape	21
Outside Shape	7

Line Breaks

Uzbekistan

Attempted Line Breaks
133

Attempted	Complete
34	25

Attempted	Complete
47	39

Attempted	Complete
52	16

4 Units

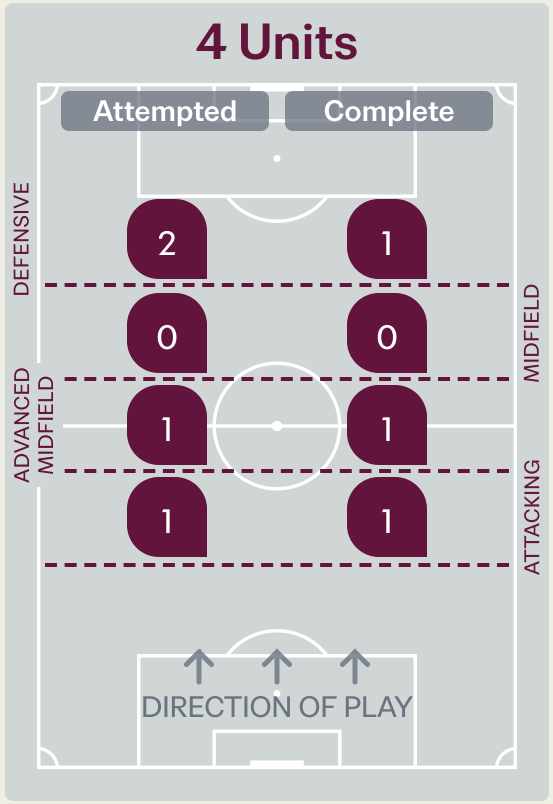

Attempted Line Breaks	4
Inside Shape	1
Outside Shape	3

3 Units

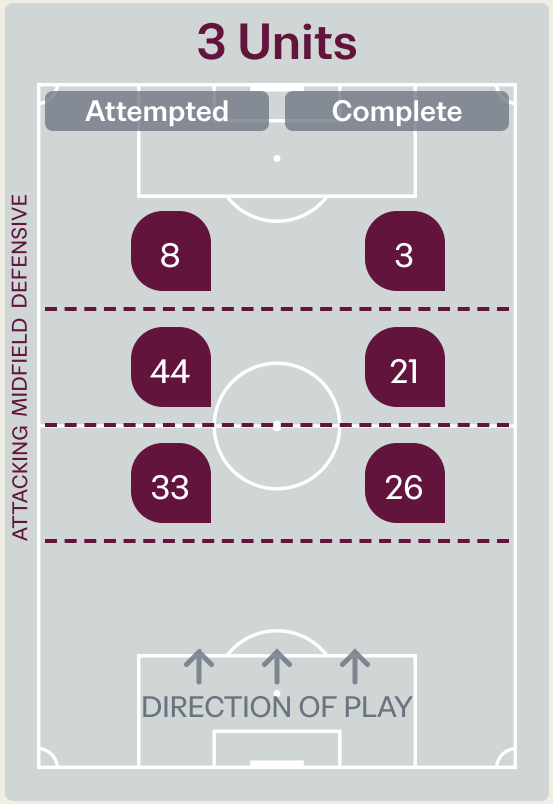

Attempted Line Breaks	85
Inside Shape	59
Outside Shape	26

2 Units

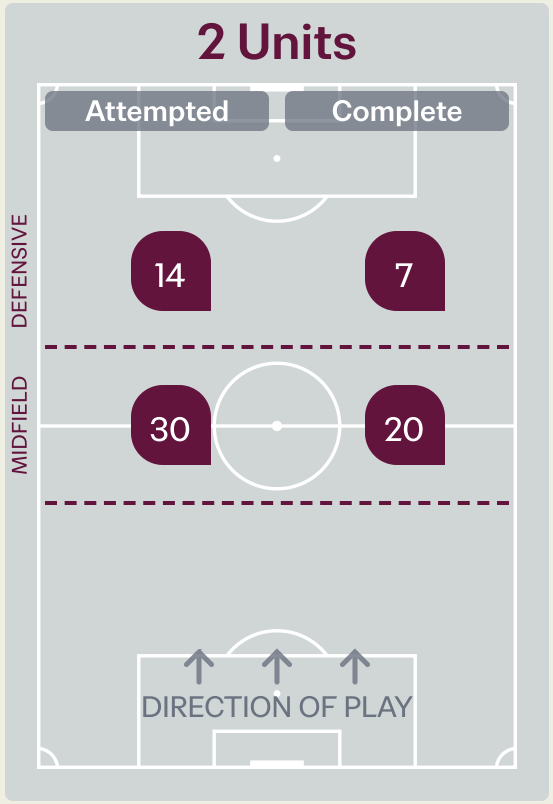

Attempted Line Breaks	44
Inside Shape	30
Outside Shape	14

Line Breaks

Côte d'Ivoire



					4 Units				3 Units			2 Units		Direction			Distribution Type		
#	Player	Line Breaks Attempted	Line Breaks Completed	Line Break Completion %	Attacking Line	Attacking Midfield Line	Midfield Line	Defensive Line	Attacking Line	Midfield Line	Defensive Line	Midfield Line	Defensive Line	Through	Around	Over	Pass	Cross	Ball Progression
1	Djibril KEITA	6	2	33%	0	1	0	0	2	0	0	3	0	0	1	5	6	0	0
2	Abdoul DOUMBIA	9	6	67%	0	1	0	0	2	4	2	0	0	4	1	4	9	0	0
4	Abdoul ABDOURAMANE	20	8	40%	1	1	1	1	7	3	3	3	0	4	4	12	20	0	0
5	Koudougnon DREBO	19	13	68%	0	0	0	0	10	5	0	4	0	5	5	9	16	0	3
7	Harafat DIABATE	6	5	83%	0	0	1	1	0	3	0	0	1	4	1	1	4	1	1
8	Hamza COULIBALY	10	5	50%	0	0	0	1	1	2	1	4	1	6	2	2	10	0	0
9	Hubert YAO	2	1	50%	0	0	0	0	1	0	0	1	0	1	0	1	2	0	0
10	Yann CISSE	5	2	40%	0	0	0	2	0	2	1	0	0	2	2	1	5	0	0
14	Youssouf DIABATE	3	1	33%	0	0	0	0	0	2	0	1	0	2	1	0	3	0	0
15	Ange ZOKO	14	9	64%	0	0	0	0	2	4	4	4	0	1	2	11	14	0	0
20	Mory DOUMBIA	15	10	67%	0	0	0	2	4	4	0	5	0	1	6	8	15	0	0
3	Salia TRAORE	4	1	25%	0	0	0	0	0	2	1	0	1	3	1	0	2	1	1
11	Guillaume KIEDE	1	1	100%	0	1	0	0	0	0	0	0	0	1	0	0	1	0	0
13	Leo GNAHORE	0	0	0%	0	0	0	0	0	0	0	0	0	0	0	0	0	0	0
18	Abass DIARRASSOUBA	0	0	0%	0	0	0	0	0	0	0	0	0	0	0	0	0	0	0

Line Breaks

Uzbekistan



					4 Units				3 Units			2 Units		Direction			Distribution Type		
#	Player	Line Breaks Attempted	Line Breaks Completed	Line Break Completion %	Attacking Line	Attacking Midfield Line	Midfield Line	Defensive Line	Attacking Line	Midfield Line	Defensive Line	Midfield Line	Defensive Line	Through	Around	Over	Pass	Cross	Ball Progression
1	Olimjon SHAMURATOV	6	4	67%	1	0	0	0	1	3	0	1	0	1	0	5	6	0	0
3	Abubakir RAKHIMOV	18	6	33%	0	0	0	0	3	11	1	1	2	2	5	11	17	1	0
4	Muhammad KHAKIMOV	20	16	80%	0	0	0	0	14	1	0	4	1	7	9	4	20	0	0
7	Amirkhon ERKINOV	9	6	67%	0	0	0	1	3	2	0	3	0	5	3	1	9	0	0
8	Islom RAVSHANOV	1	1	100%	0	0	0	0	0	0	0	1	0	1	0	0	1	0	0
9	Asilbek ALIEV	5	3	60%	0	0	0	0	0	4	0	1	0	1	3	1	5	0	0
10	Mirkomilbek MURODOV	14	9	64%	0	0	0	1	0	6	1	1	5	5	3	6	9	3	2
11	Sukhrob SADIRJANOV	4	3	75%	0	0	0	0	0	1	1	2	0	2	2	0	4	0	0
13	Mirjamol ANVAROV	24	11	46%	0	0	0	0	6	10	0	8	0	5	4	15	23	1	0
17	Jakhongirmirzo UKTAMBOEV	7	6	86%	0	1	0	0	2	2	0	2	0	1	5	1	7	0	0
19	Akhrorbek RAVSHANBEKOV	8	5	62%	0	0	0	0	1	0	2	2	3	1	6	1	6	1	1
5	Muhammadaziz RUZIBOEV	2	1	50%	0	0	0	0	1	1	0	0	0	0	1	1	1	0	1
6	Mukhammadjon MAMATOV	4	2	50%	0	0	0	0	0	1	0	2	1	1	1	2	3	0	1
16	Adis ABDUNABIEV	5	4	80%	0	0	0	0	2	1	0	1	1	0	3	2	4	1	0
18	Khabibullokh TOKHIROV	1	1	100%	0	0	0	0	0	0	1	0	0	0	1	0	1	0	0
20	Laziz ABDURAIMOV	5	2	40%	0	0	0	0	0	1	2	1	1	2	1	2	3	0	2

Passing Networks

Côte d'Ivoire



#	Passes From ↓ to →	Djibril KEITA	Abdoul DOUMBIA	Abdoul ABDOURAMANE	Koudougnon DREBO	Harafat DIABATE	Hamza COULIBALY	Hubert YAO	Yann CISSE	Youssouf DIABATE	Ange ZOKO	Mory DOUMBIA	Salia TRAORE	Guillaume KIEDE	Leo GNAHORE	Abass DIARRASSOUBA
1	Djibril KEITA		1	11	9	0	0	0	0	0	0	0	0	0	0	0
2	Abdoul DOUMBIA	0		7	10	3	6	0	1	1	5	5	0	0	0	1
4	Abdoul ABDOURAMANE	2	8		4	1	1	1	0	2	1	5	0	1	0	0
5	Koudougnon DREBO	7	4	2		0	5	3	4	1	12	0	0	0	0	1
7	Harafat DIABATE	0	4	1	1		3	0	2	1	2	0	0	0	0	0
8	Hamza COULIBALY	1	9	1	2	2		1	5	0	3	2	0	0	0	1
9	Hubert YAO	0	3	0	0	0	2		1	1	1	0	1	0	0	1
10	Yann CISSE	1	2	0	0	2	4	0		1	0	0	0	0	0	0
14	Youssouf DIABATE	0	2	1	0	1	0	0	1		1	0	0	0	0	0
15	Ange ZOKO	1	1	0	14	2	1	3	2	1		1	0	0	0	0
20	Mory DOUMBIA	1	1	3	1	6	1	0	1	3	0		0	0	0	0
3	Salia TRAORE	0	0	0	0	0	0	0	0	0	0	0		0	0	0
11	Guillaume KIEDE	0	0	1	0	0	0	0	1	0	0	0	0		0	0
13	Leo GNAHORE	0	0	0	0	0	0	0	0	0	0	0	0	0		0
18	Abass DIARRASSOUBA	0	0	0	0	0	0	1	2	0	1	0	0	0	0	

Top 5 Player to Player Passers		
Player	Passed To	% of Total Team Passes
Ange ZOKO	Koudougnon DREBO	5.8%
Koudougnon DREBO	Ange ZOKO	5%
Djibril KEITA	Abdoul ABDOURAMANE	4.6%
Abdoul DOUMBIA	Koudougnon DREBO	4.1%
Djibril KEITA	Koudougnon DREBO	3.7%

Passing Networks

Uzbekistan



#	Passes From ↓ to →	Olimjon SHAMURATOV	Abubakir RAKHIMOV	Muhammad KHAKIMOV	Amirkhon ERKINOV	Islom RAVSHANOV	Asilbek ALIEV	Mirkomilbek MURODOV	Sukhrob SADIRJANOV	Mirjamol ANVAROV	Jakhongirmirzo UKTAMBOEV	Akhrorbek RAVSHANBEKOV	Muhammadaziz RUZIBOEV	Mukhammadjon MAMATOV	Adis ABDUNABIEV	Khabibullokh TOKHIROV	Laziz ABDURAIMOV
1	Olimjon SHAMURATOV		4	7	1	1	0	0	0	11	1	0	0	0	0	1	1
3	Abubakir RAKHIMOV	1		12	2	2	2	1	3	0	0	0	0	3	0	2	2
4	Muhammad KHAKIMOV	5	16		3	5	8	6	0	14	0	1	0	2	0	0	0
7	Amirkhon ERKINOV	2	4	2		0	2	7	0	2	1	2	0	1	1	2	3
8	Islom RAVSHANOV	0	2	8	1		0	1	1	4	1	2	0	1	0	1	2
9	Asilbek ALIEV	0	2	1	4	2		3	2	2	0	1	0	4	1	0	2
10	Mirkomilbek MURODOV	0	1	2	3	1	1		0	2	0	4	0	0	1	1	0
11	Sukhrob SADIRJANOV	0	1	0	1	0	1	1		0	0	0	0	0	0	0	0
13	Mirjamol ANVAROV	8	1	8	6	2	2	4	0		10	1	1	2	2	0	2
17	Jakhongirmirzo UKTAMBOEV	1	0	2	0	0	0	2	0	2		7	0	0	0	0	0
19	Akhrorbek RAVSHANBEKOV	0	0	1	4	2	1	0	1	1	2		0	0	0	0	0
5	Muhammadaziz RUZIBOEV	1	0	0	0	0	0	0	0	2	0	0		1	0	1	1
6	Mukhammadjon MAMATOV	1	2	3	0	1	2	0	0	1	0	0	3		1	1	1
16	Adis ABDUNABIEV	0	0	0	0	0	3	0	0	1	0	1	0	0		1	0
18	Khabibullokh TOKHIROV	0	2	0	0	0	0	1	0	0	0	0	0	2	0		3
20	Laziz ABDURAIMOV	0	0	0	1	3	3	0	0	1	0	1	0	0	2	0	

Top 5 Player to Player Passers		
Player	Passed To	% of Total Team Passes
Muhammad KHAKIMOV	Abubakir RAKHIMOV	4.8%
Muhammad KHAKIMOV	Mirjamol ANVAROV	4.2%
Abubakir RAKHIMOV	Muhammad KHAKIMOV	3.6%
Olimjon SHAMURATOV	Mirjamol ANVAROV	3.3%
Mirjamol ANVAROV	Jakhongirmirzo UKTAMBOEV	3%

Attempts at Goal

Côte d'Ivoire

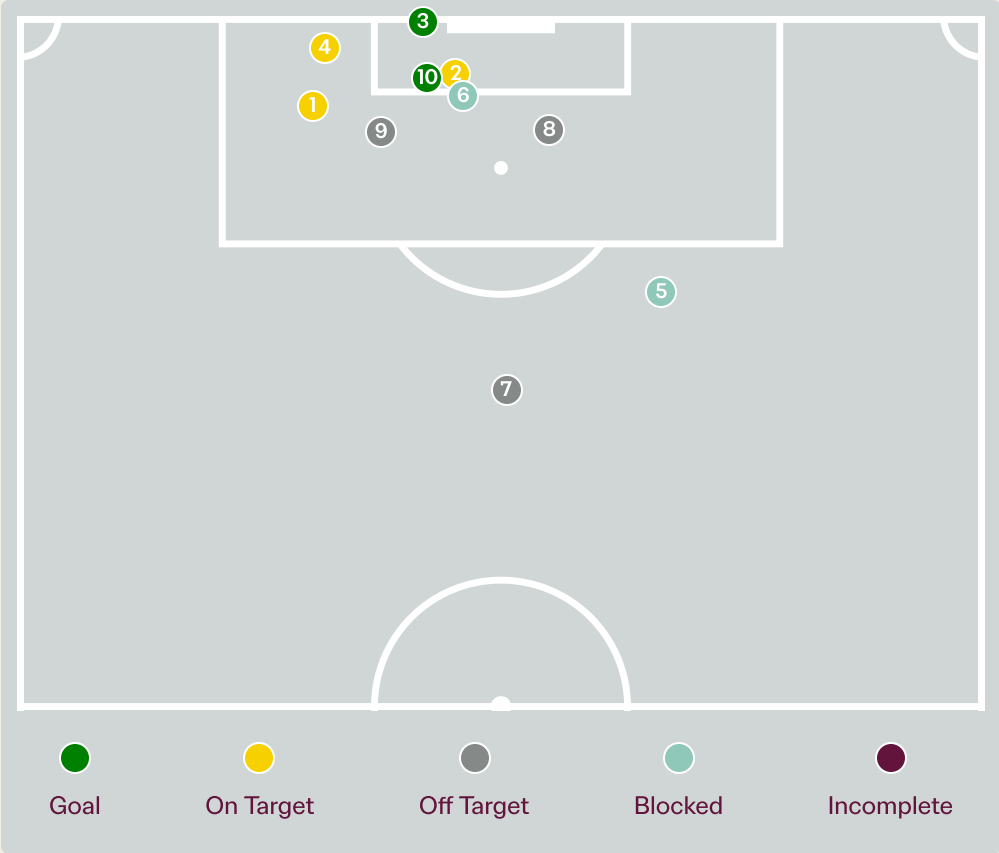



Key	Outcome	Shots
	Goals	2
	On Target	3
	Off Target	3
	Blocked	2
	Incomplete	0

Attempts at Goal

Côte d'Ivoire

Time	Player	Outcome	Body Part	Delivery Type
6	10 Yann CISSE	On Target - Saved	Right Foot	Loose Ball
6	9 Hubert YAO	On Target - Saved	Right Foot	Other
6	9 Hubert YAO	On Target - Goal	Right Foot	Other
11	10 Yann CISSE	On Target - Saved	Left Foot	Pass
32	20 Mory DOUMBIA	Incomplete - Blocked	Left Foot	Loose Ball
40	10 Yann CISSE	Incomplete - Blocked	Left Foot	Pass
40	9 Hubert YAO	Off Target	Right Foot	Pass
61	9 Hubert YAO	Off Target	Left Foot	Cross
66	10 Yann CISSE	Off Target	Right Foot	Pass
88	18 Abass DIARRASSOUBA	On Target - Goal	Right Foot	Cross

Attempts at Goal

Uzbekistan

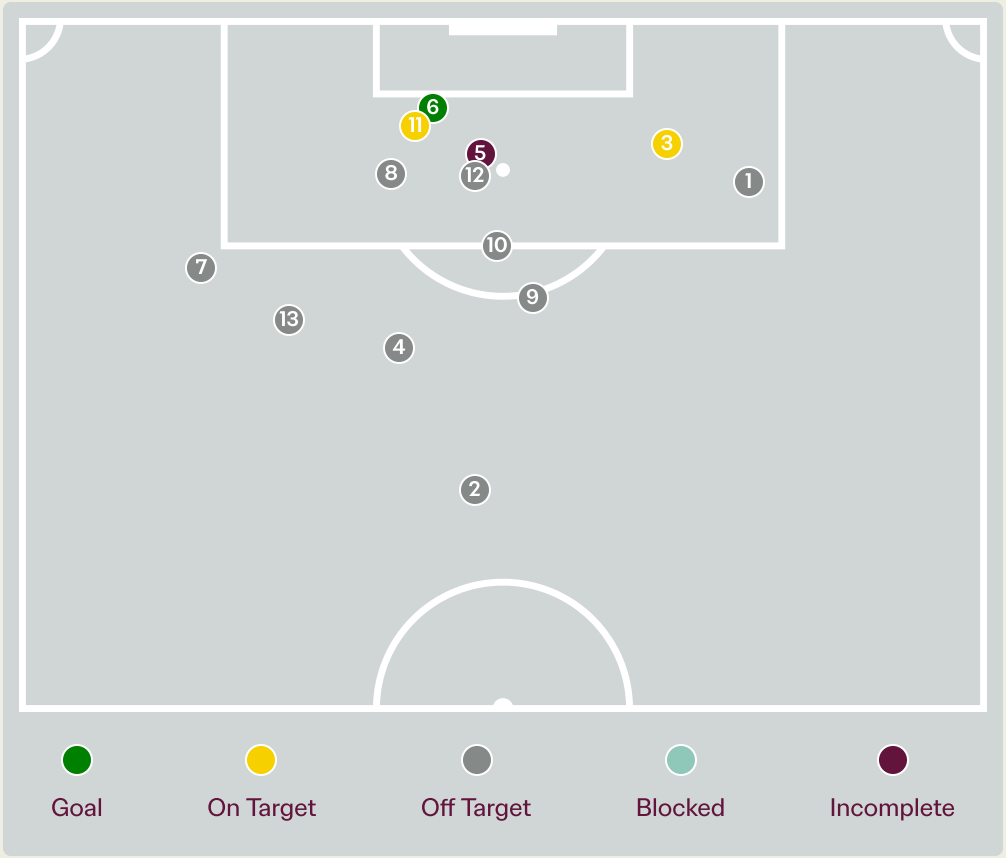

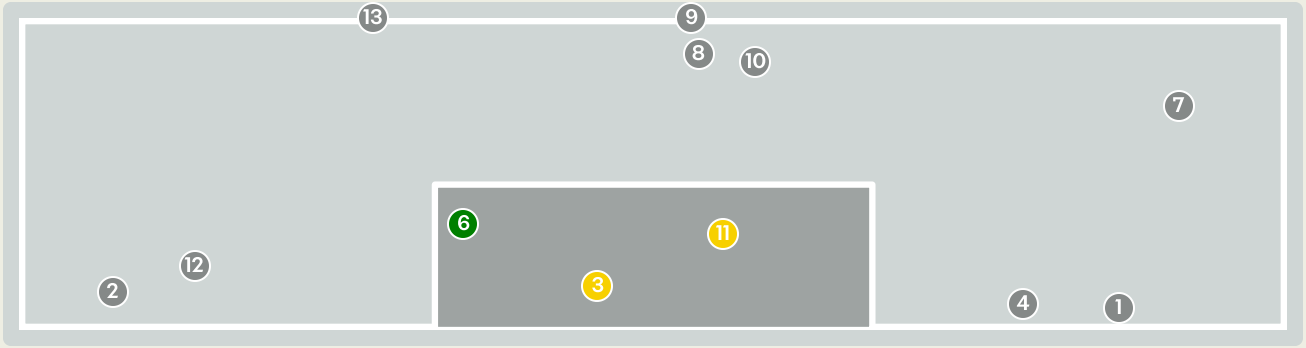

Key	Outcome	Shots
	Goals	1
	On Target	2
	Off Target	9
	Blocked	0
	Incomplete	1

Attempts at Goal

Uzbekistan



Time	Player	Outcome	Body Part	Delivery Type
1	10 Mirkomilbek MURODOV	Off Target	Left Foot	Loose Ball
2	9 Asilbek ALIEV	Off Target	Right Foot	Loose Ball
13	4 Muhammad KHAKIMOV	On Target - Saved	Head	Pass
34	10 Mirkomilbek MURODOV	Off Target	Left Foot	Ball Progression
49	20 Laziz ABDURAIMOV	Incomplete - Defensive Event	Head	Corner
50	4 Muhammad KHAKIMOV	On Target - Goal	Head	Corner
55	9 Asilbek ALIEV	Off Target	Right Foot	Freekick
72	18 Khabibullokh TOKHIROV	Deflected Off Target - Defensive Event	Left Foot	Pass
73	7 Amirkhon ERKINOV	Off Target	Right Foot	Loose Ball
84	8 Islom RAVSHANOV	Off Target	Left Foot	Pass
93	5 Muhammadaziz RUZIBOEV	On Target - Saved	Head	Corner
99	20 Laziz ABDURAIMOV	Off Target	Head	Cross
103	18 Khabibullokh TOKHIROV	Off Target	Right Foot	Pass

Crosses (Open Play)

Côte d'Ivoire

Cross Locations

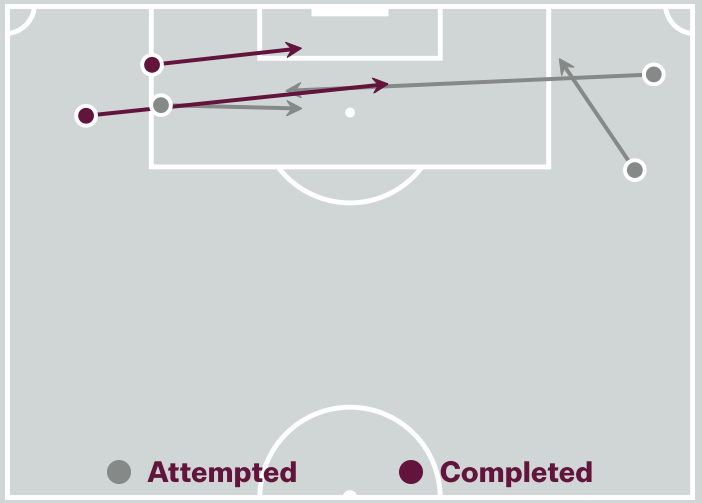

Delivery Type

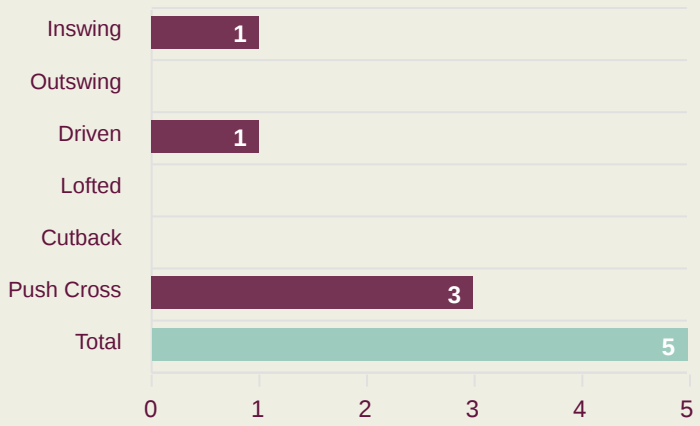

Cross Zones

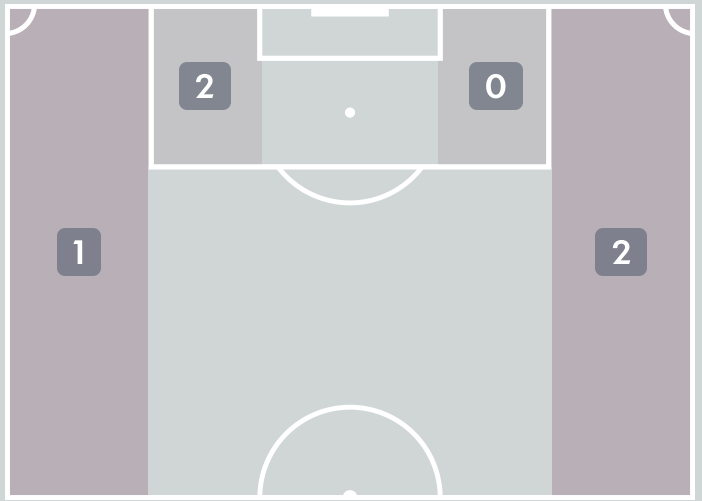

Attempted

5

Completed

2

Most Crosses Attempted

2

Harafat DIABATE
RIGHT MIDFIELD

#	Player	Inswing	Outswing	Driven	Lofted	Cutback	Push Cross	Total Attempted
1	Djibril KEITA	0	0	0	0	0	0	0
2	Abdoul DOUMBIA	0	0	0	0	0	0	0
4	Abdoul ABDOURAMANE	0	0	0	0	0	0	0
5	Koudougnon DREBO	0	0	0	0	0	0	0
7	Harafat DIABATE	1	0	0	0	0	1	2
8	Hamza COULIBALY	0	0	0	0	0	0	0
9	Hubert YAO	0	0	0	0	0	1	1
10	Yann CISSE	0	0	0	0	0	0	0
14	Youssouf DIABATE	0	0	0	0	0	0	0
15	Ange ZOKO	0	0	0	0	0	0	0
20	Mory DOUMBIA	0	0	0	0	0	1	1
3	Salia TRAORE	0	0	1	0	0	0	1
11	Guillaume KIEDE	0	0	0	0	0	0	0
13	Leo GNAHORE	0	0	0	0	0	0	0
18	Abass DIARRASSOUBA	0	0	0	0	0	0	0

Crosses (Open Play)

Uzbekistan

Cross Locations

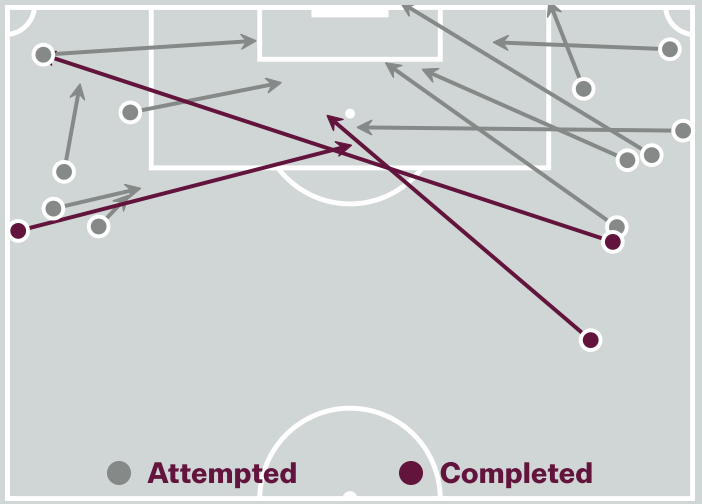

Delivery Type

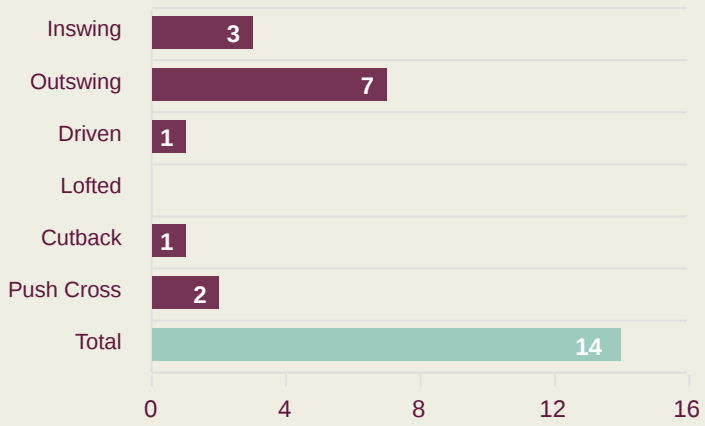

Cross Zones

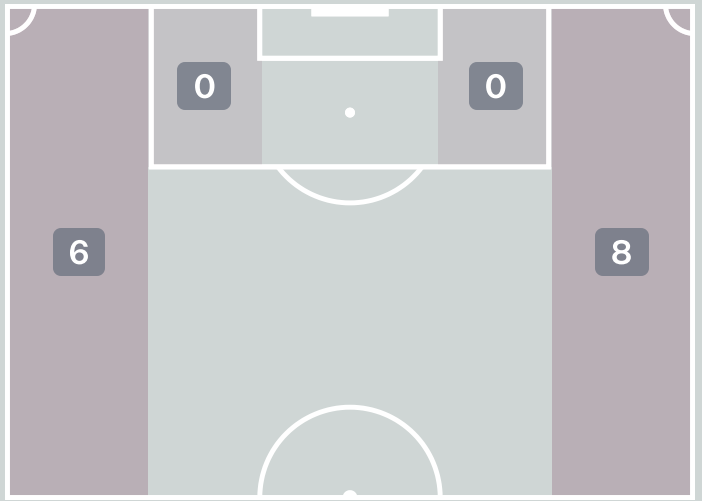

Attempted

14

Completed

3

Most Crosses Attempted

5

Abubakir RAKHIMOV

LEFT BACK

#	Player	Inswing	Outswing	Driven	Lofted	Cutback	Push Cross	Total Attempted
1	Olimjon SHAMURATOV	0	0	0	0	0	0	0
3	Abubakir RAKHIMOV	0	3	1	0	0	1	5
4	Muhammad KHAKIMOV	0	0	0	0	0	0	0
7	Amirkhon ERKINOV	1	0	0	0	0	0	1
8	Islom RAVSHANOV	0	0	0	0	0	0	0
9	Asilbek ALIEV	0	0	0	0	0	0	0
10	Mirkomilbek MURODOV	1	0	0	0	0	0	1
11	Sukhrob SADIRJANOV	0	0	0	0	0	0	0
13	Mirjamol ANVAROV	0	1	0	0	0	0	1
17	Jakhongirmirzo UKTAMBOEV	0	1	0	0	0	1	2
19	Akhrorbek RAVSHANBEKOV	1	0	0	0	1	0	2
5	Muhammadaziz RUZIBOEV	0	0	0	0	0	0	0
6	Mukhammadjon MAMATOV	0	0	0	0	0	0	0
16	Adis ABDUNABIEV	0	2	0	0	0	0	2
18	Khabibullokh TOKHIROV	0	0	0	0	0	0	0
20	Laziz ABDURAIMOV	0	0	0	0	0	0	0

Offering to Receive

Côte d'Ivoire

165
Total Offers Made

49
Total Offers Received

Most Offers
53
Hamza COULIBALY
LEFT CENTRE MIDFIELD

69
Offers Made in Final Third

69
Offers Made in Middle Third

27
Offers Made in Defensive Third

Offers Made Inside Shape

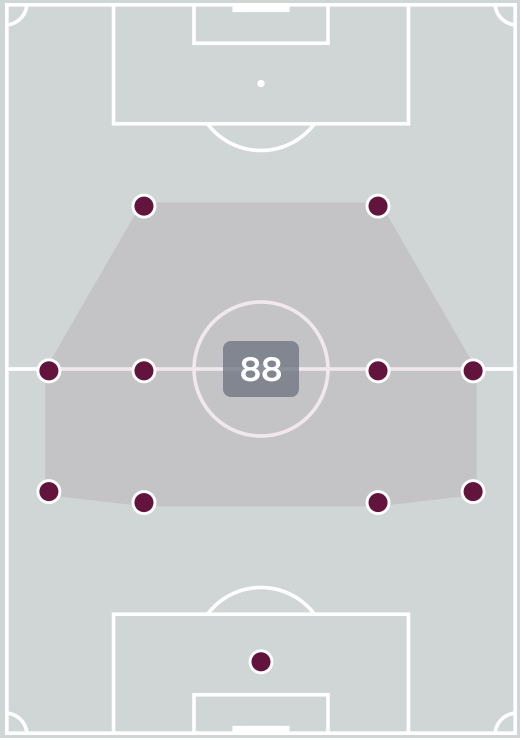

Offers Made Outside Shape

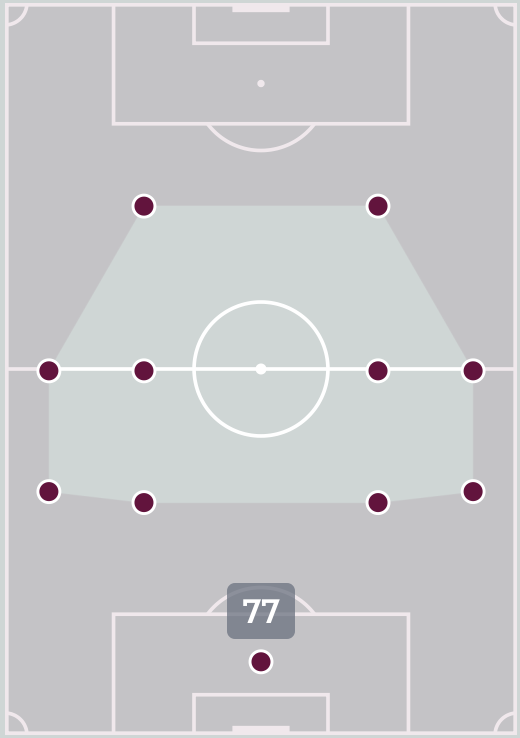

#	Player	Offers Made	Offers Received	% Made & Received
1	Djibril KEITA	0	0	0%
2	Abdoul DOUMBIA	16	10	62.5%
4	Abdoul ABDOURAMANE	4	1	25%
5	Koudougnon DREBO	0	0	0%
7	Harafat DIABATE	6	3	50%
8	Hamza COULIBALY	53	14	26.4%
9	Hubert YAO	18	5	27.8%
10	Yann CISSE	30	9	30%
14	Youssouf DIABATE	11	1	9.1%
15	Ange ZOKO	3	1	33.3%
20	Mory DOUMBIA	13	2	15.4%
3	Salia TRAORE	4	2	50%
11	Guillaume KIEDE	4	1	25%
13	Leo GNAHORE	0	0	0%
18	Abass DIARRASSOUBA	3	0	0%

Offering to Receive

Uzbekistan

234
Total Offers Made

65
Total Offers Received

Most Offers
46
Amirkhon ERKINOV
LEFT CENTRE MIDFIELD

90
Offers Made in Final Third

118
Offers Made in Middle Third

26
Offers Made in Defensive Third

Offers Made Inside Shape

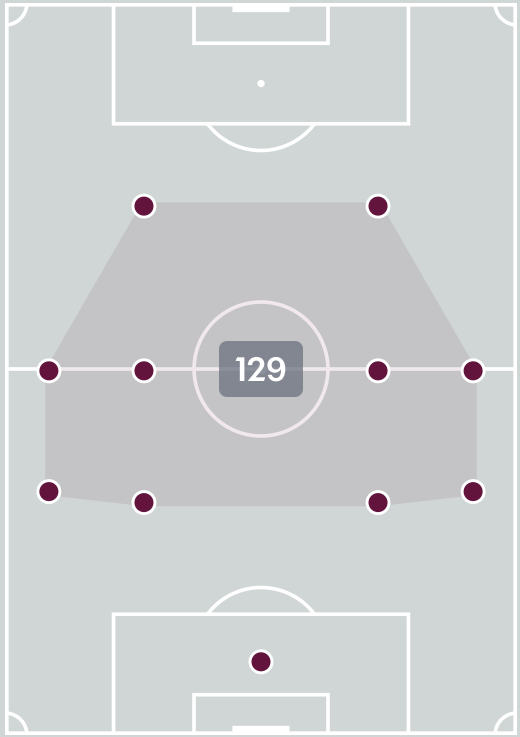

Offers Made Outside Shape

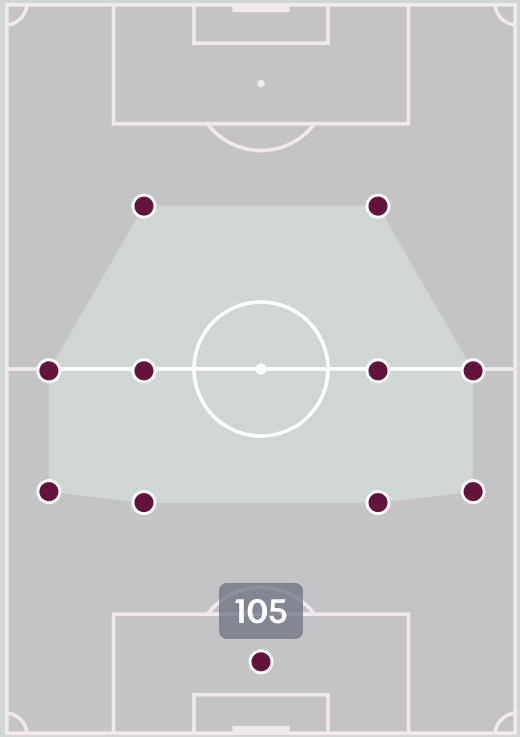

#	Player	Offers Made	Offers Received	% Made & Received
1	Olimjon SHAMURATOV	0	0	0%
3	Abubakir RAKHIMOV	10	5	50%
4	Muhammad KHAKIMOV	0	0	0%
7	Amirkhon ERKINOV	46	8	17.4%
8	Islom RAVSHANOV	42	2	4.8%
9	Asilbek ALIEV	23	4	17.4%
10	Mirkomilbek MURODOV	36	12	33.3%
11	Sukhrob SADIRJANOV	4	2	50%
13	Mirjamol ANVAROV	5	3	60%
17	Jakhongirmirzo UKTAMBOEV	2	1	50%
19	Akhrorbek RAVSHANBEKOV	28	9	32.1%
5	Muhammadaziz RUZIBOEV	0	0	0%
6	Mukhammadjon MAMATOV	14	6	42.9%
16	Adis ABDUNABIEV	7	3	42.9%
18	Khabibullokh TOKHIROV	7	3	42.9%
20	Laziz ABDURAIMOV	10	7	70%

Movement to Receive

Côte d'Ivoire

Movement Types by Phase

Final Third Phase

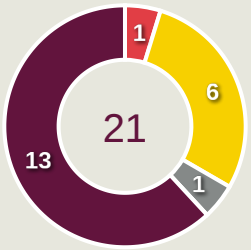

Progression Phase

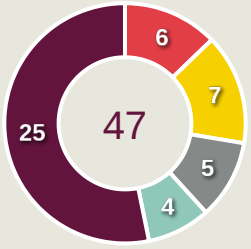

Build Up Phase

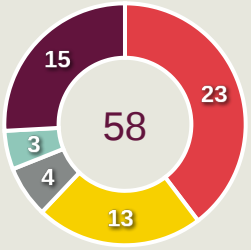

All Movement Types

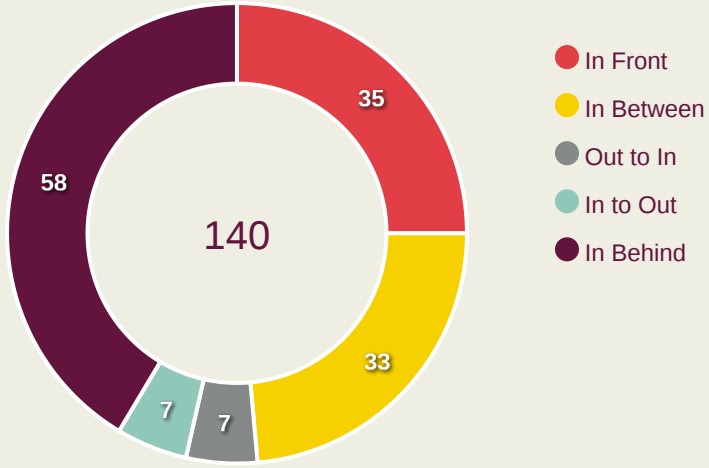

Top Ranked Players

Type	Player	Movements
In Front	8 Hamza COULIBALY	13
In Between	8 Hamza COULIBALY	24
Out to In	10 Yann CISSE	3
In to Out	8 Hamza COULIBALY	5
In Behind	10 Yann CISSE	15

Movement Types Pitch Third

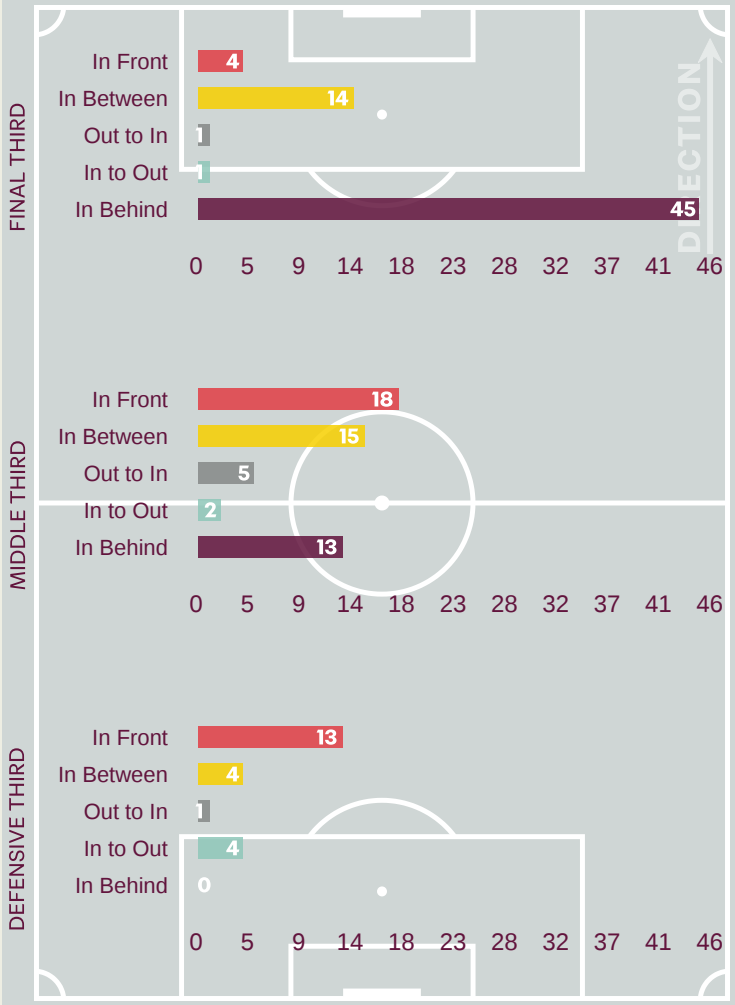

Movement to Receive

Uzbekistan

Movement Types by Phase

Final Third Phase

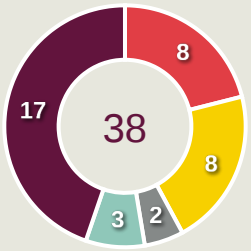

Progression Phase

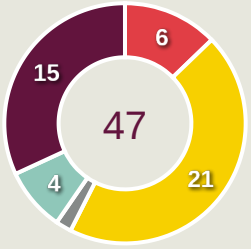

Build Up Phase

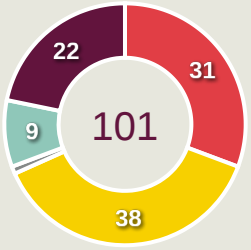

All Movement Types

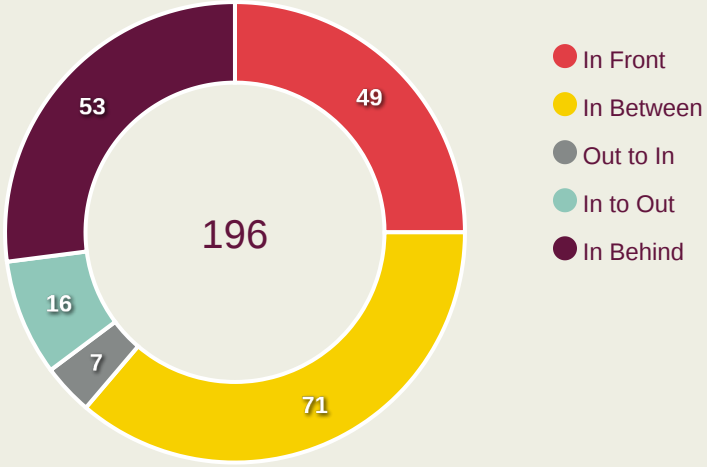

Top Ranked Players

Type	Player	Movements
In Front	8 Islom RAVSHANOV	21
In Between	7 Amirkhon ERKINOV	22
Out to In	10 Mirkomilbek MURODOV	3
In to Out	8 Islom RAVSHANOV	4
In Behind	7 Amirkhon ERKINOV	12

Movement Types Pitch Third

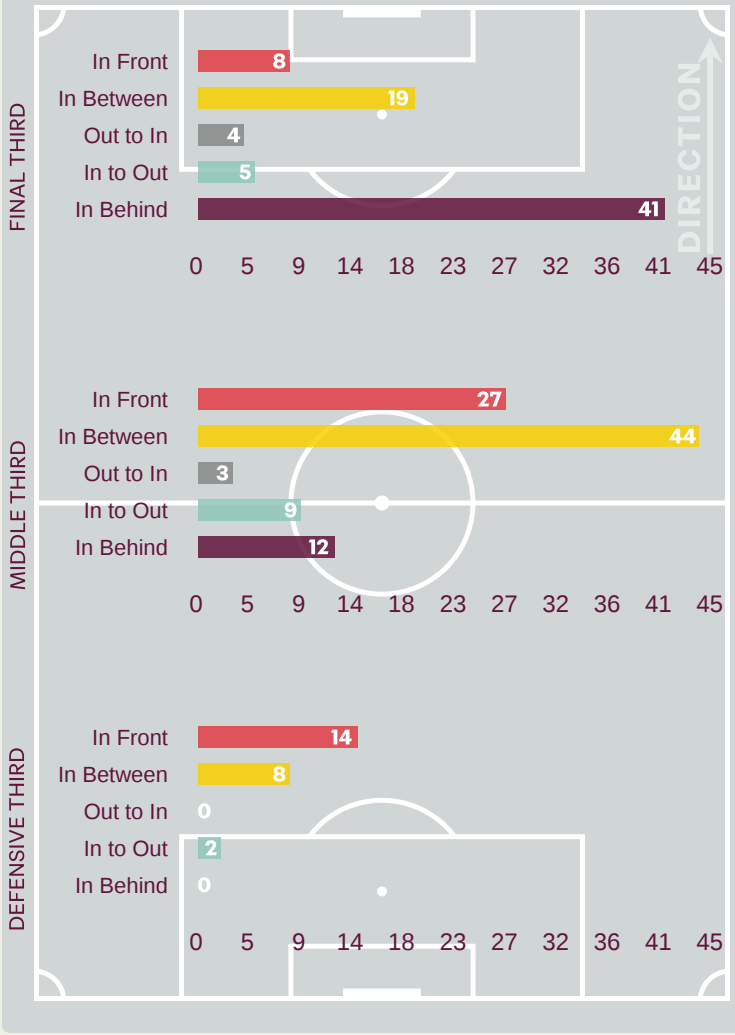

OUT OF POSSESSION




Côte d'Ivoire v Uzbekistan

Defensive Actions

Côte d'Ivoire

58	64	7	31	2.47
Forced Turnovers	Possession Regained	Interceptions	Tackles	Possession Actions / Defensive Action

Forced Turnovers

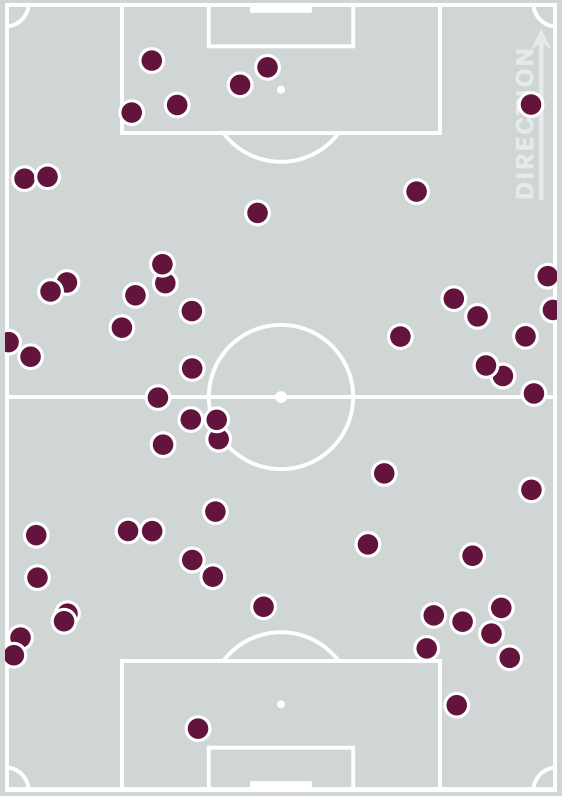

Possession Regain

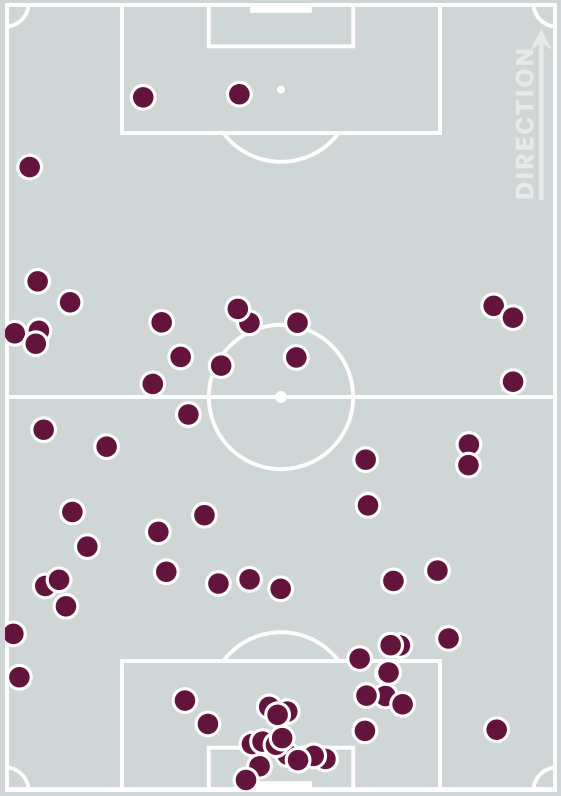

Blocks

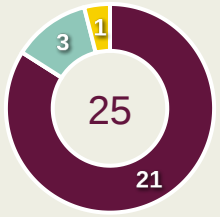

- Passes
- Attempts at Goal
- Crosses
- Clearances

Possession Contests

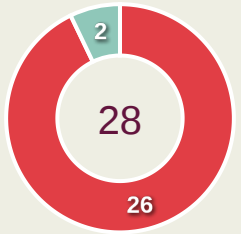

- Physical Duels
- Aerial Duels
- Duels

Most Possession Regains

11

Abdoul DOUMBIA

RIGHT CENTRE MIDFIELD

#	Player	Total Possession Regains
1	Djibril KEITA	6
2	Abdoul DOUMBIA	11
4	Abdoul ABDOURAMANE	7
5	Koudougnon DREBO	6
7	Harafat DIABATE	4
8	Hamza COULIBALY	6
9	Hubert YAO	3
10	Yann CISSE	2
14	Youssouf DIABATE	4
15	Ange ZOKO	9
20	Mory DOUMBIA	2
3	Salia TRAORE	0
11	Guillaume KIEDE	1
13	Leo GNAHORE	1
18	Abass DIARRASSOUBA	2

Defensive Actions

Uzbekistan

59	50	15	37	4.29
Forced Turnovers	Possession Regained	Interceptions	Tackles	Possession Actions / Defensive Action

Forced Turnovers

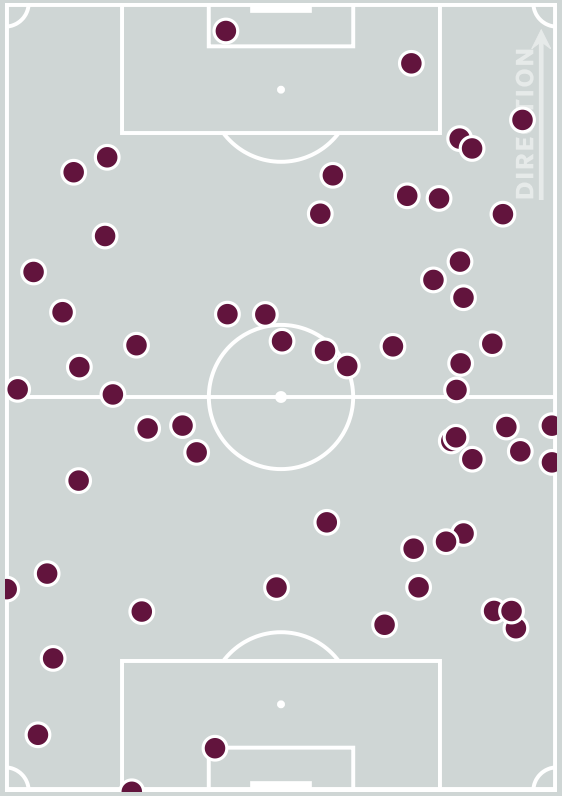

Possession Regain

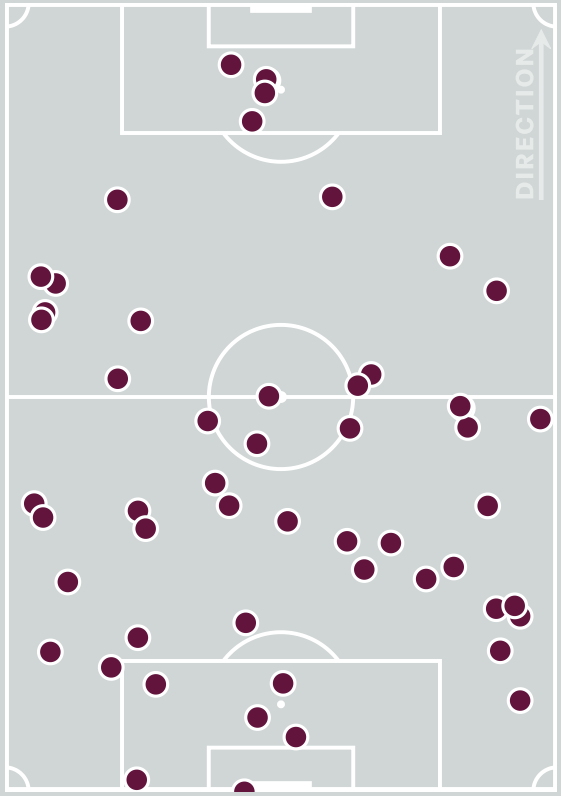

Blocks

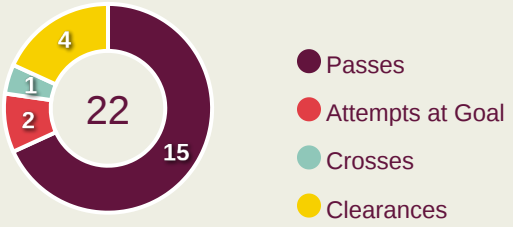

Possession Contests

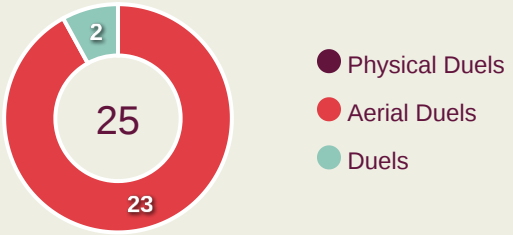

Most Possession Regains

12

Mirjamol ANVAROV

RIGHT CENTRE BACK

#	Player	Total Possession Regains
1	Olimjon SHAMURATOV	3
3	Abubakir RAKHIMOV	5
4	Muhammad KHAKIMOV	7
7	Amirkhon ERKINOV	3
8	Islom RAVSHANOV	3
9	Asilbek ALIEV	4
10	Mirkomilbek MURODOV	4
11	Sukhrob SADIRJANOV	0
13	Mirjamol ANVAROV	12
17	Jakhongirmirzo UKTAMBOEV	2
19	Akhrorbek RAVSHANBEKOV	0
5	Muhammadaziz RUZIBOEV	2
6	Mukhammadjon MAMATOV	3
16	Adis ABDUNABIEV	1
18	Khabibullokh TOKHIROV	1
20	Laziz ABDURAIMOV	0

Defensive Line Height & Team Length

Côte d'Ivoire

High Block / Press

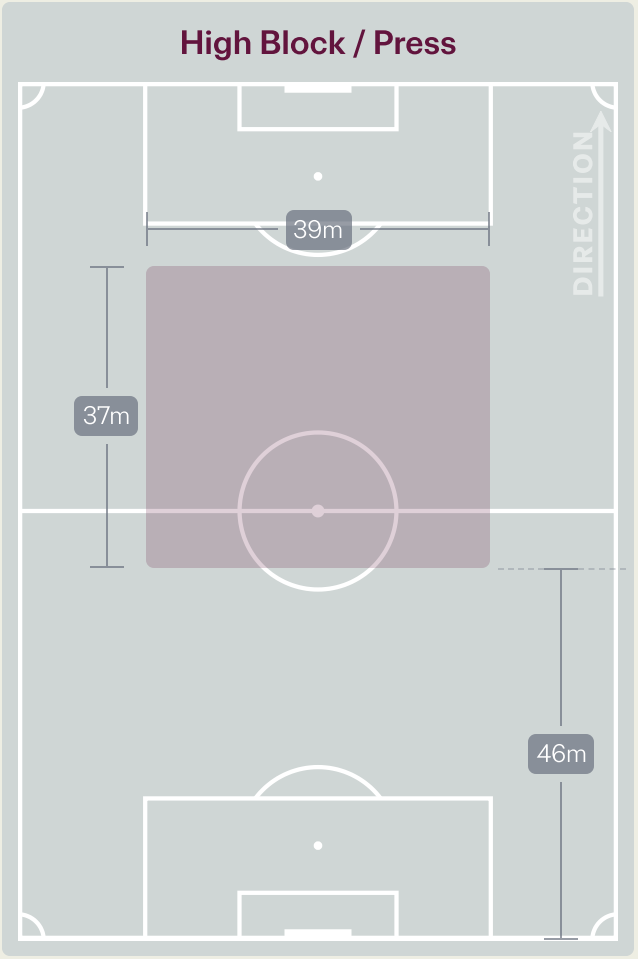

Mid Block

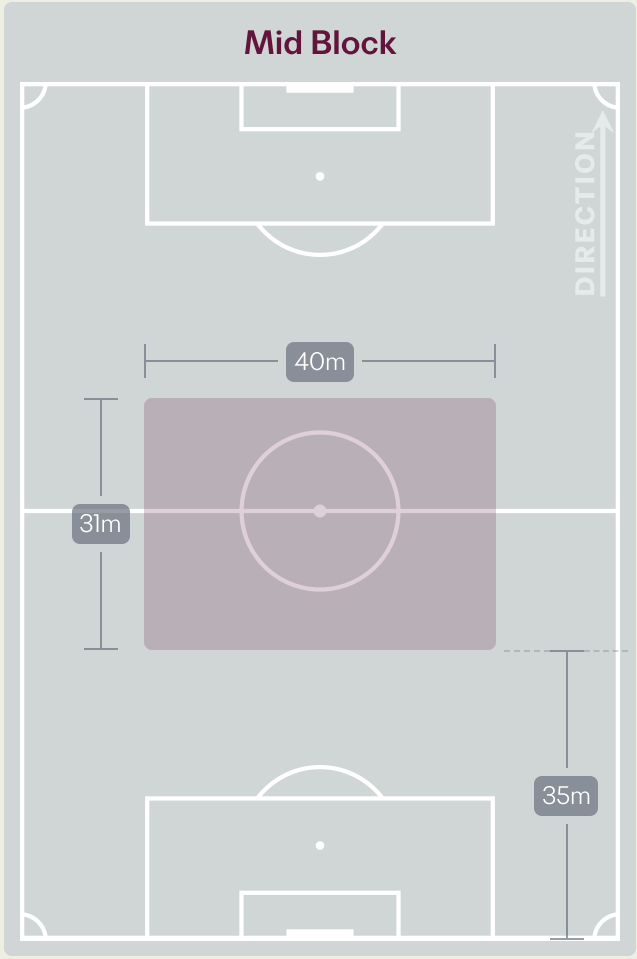

Low Block

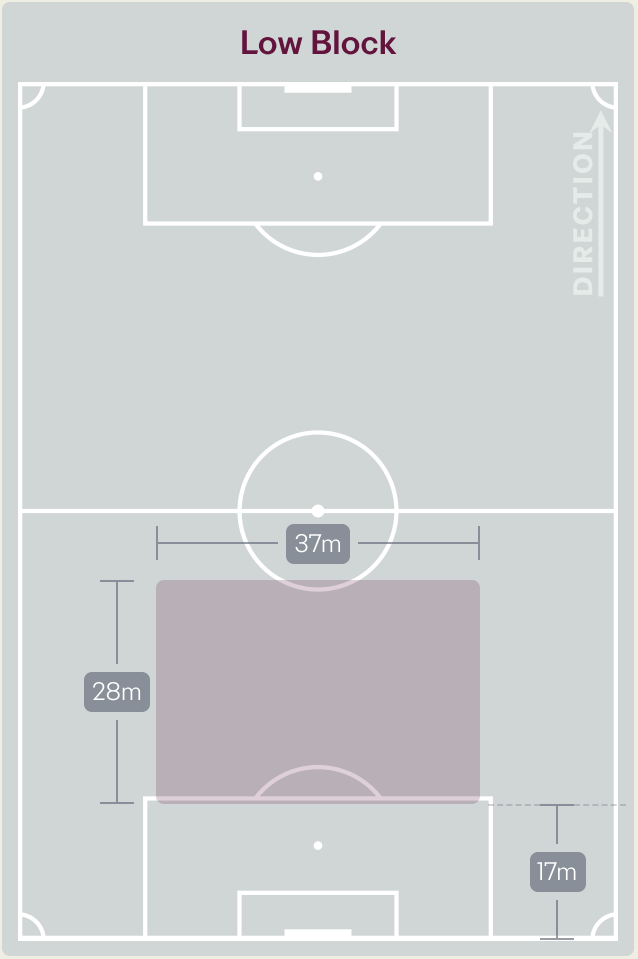

Defensive Line Height & Team Length

Uzbekistan

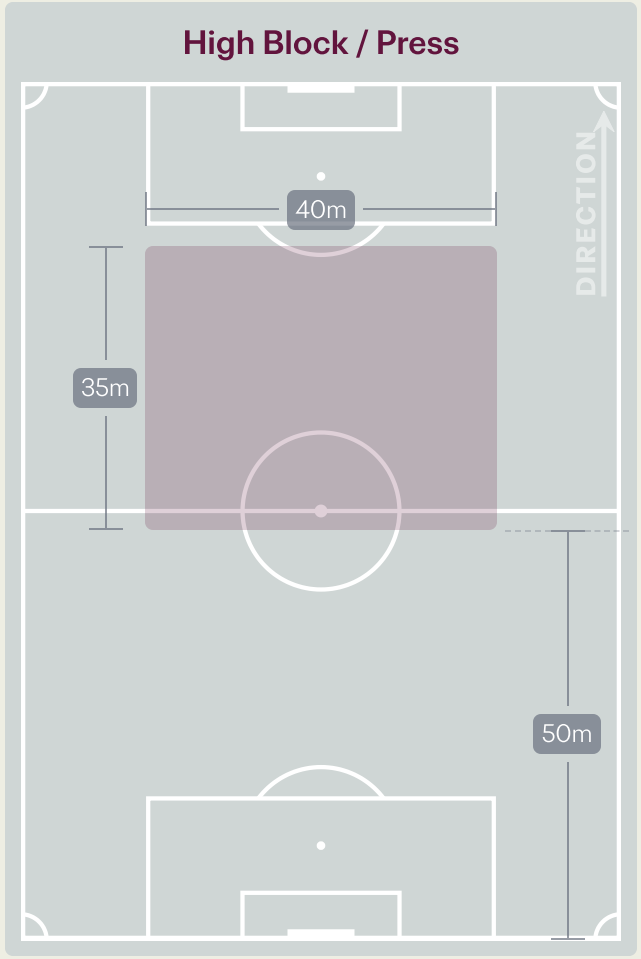

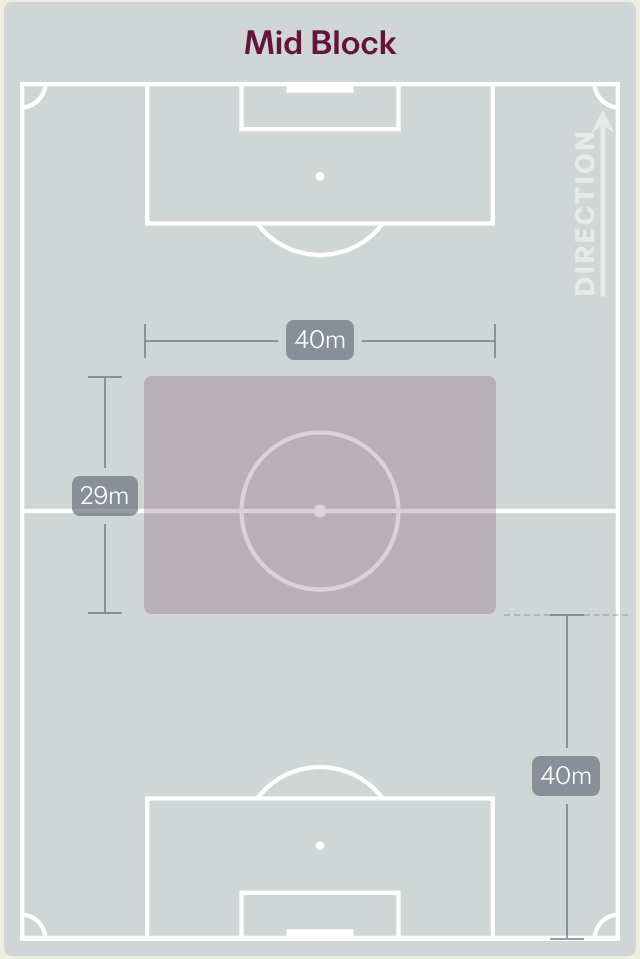

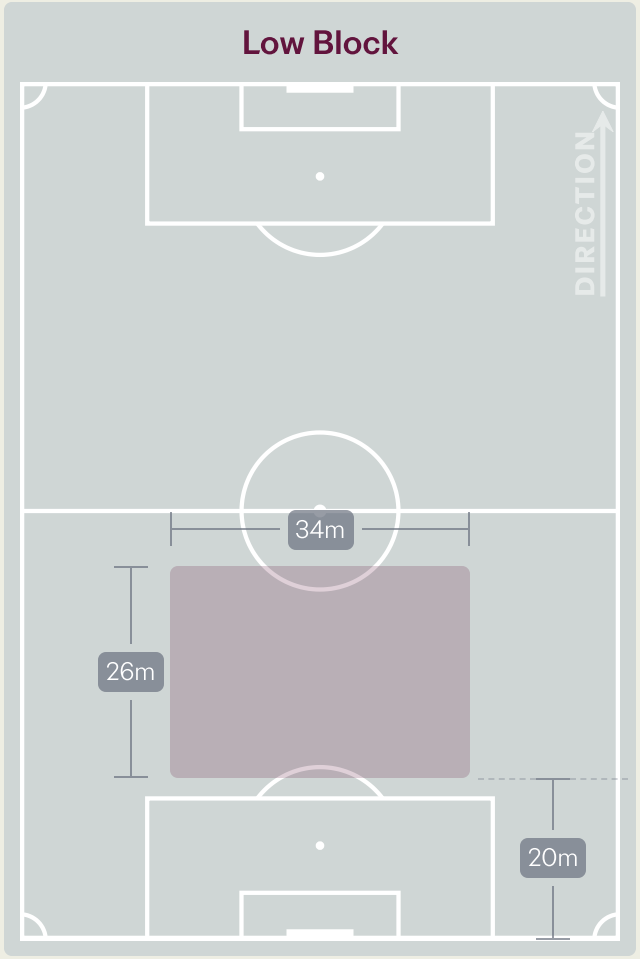

20 November 2026 - Aspire Zone - Pitch 8 - Mahmoud Soufi - 19:00

Defensive Pressure

Côte d'Ivoire

Uzbekistan



217	Total Pressures	191
48	Direct Pressures	52
1.42s	Avg Pressure Duration	1.64s
58	Forced Turnovers	59
12.32s	Ball Recovery Time	10.15s
77	Pushing on into Pressing	65
184	Pushing on	150
29	Pressing Direction Inside	30
136	Pressing Direction Outside	110

Most Direct Pressures

10

Hamza COULIBALY

LEFT CENTRE MIDFIELD

Most Direct Pressures

11

Mirkomilbek MURODOV

RIGHT CENTRE MIDFIELD



GOALKEEPING




Côte d'Ivoire v Uzbekistan

Goalkeeping Involvement

Côte d'Ivoire

Côte d'Ivoire GK Involvement Timeline

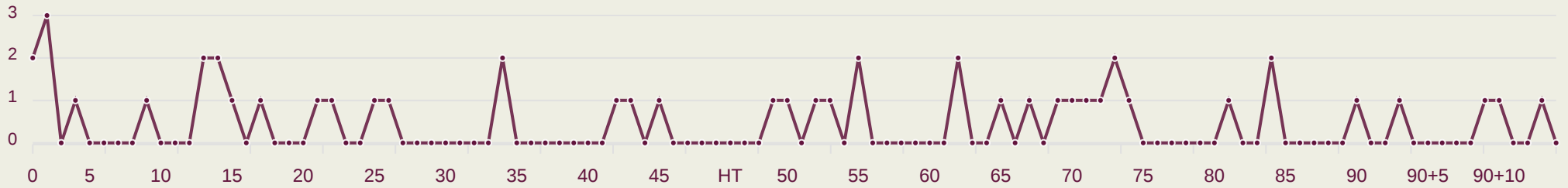

48

Total Involvements

Uzbekistan

Uzbekistan GK Involvement Timeline

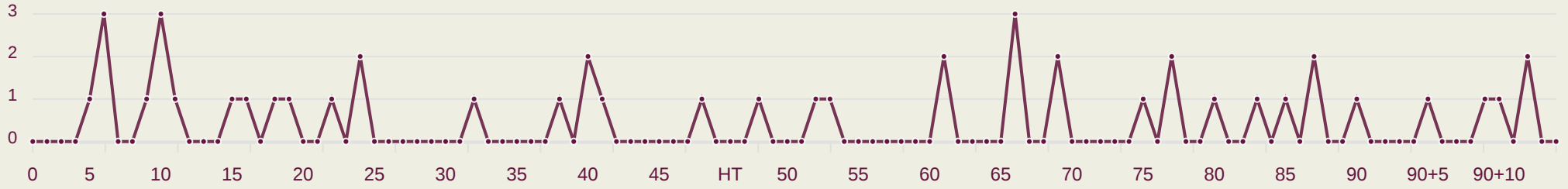

48

Total Involvements

Goalkeeping Distribution

Côte d'Ivoire

Kick from Feet

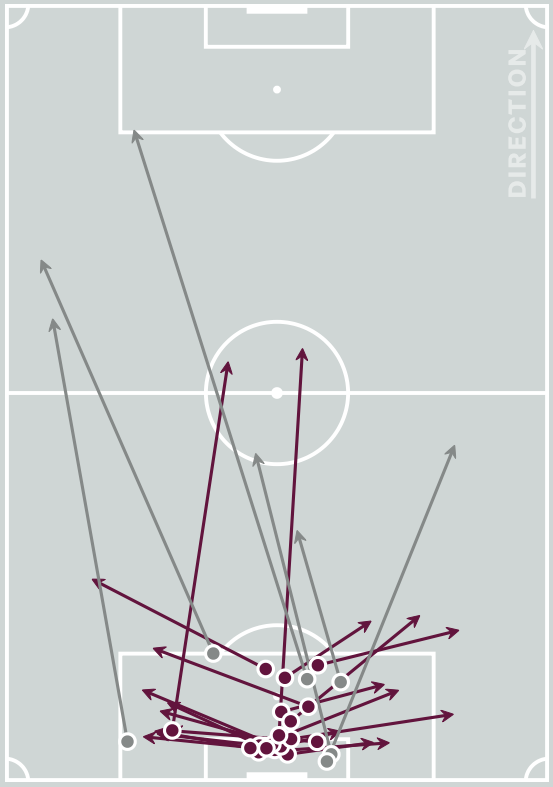

Complete Incomplete

- Play Onto
- Play Into
- Play Around
- Play Through
- Play Beyond
- Other

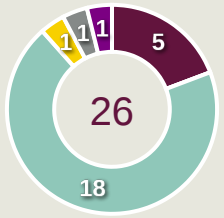

Kick from Hands

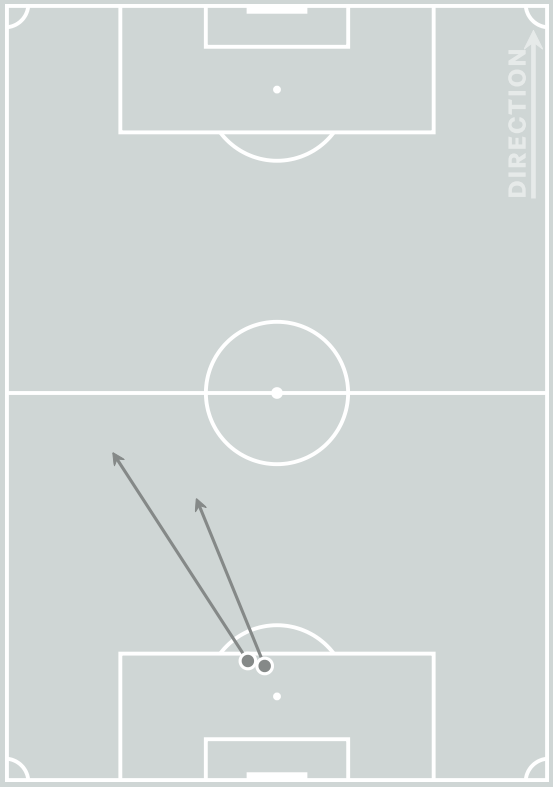

Complete Incomplete

- Side Kick
- From Hands
- Drop Kick

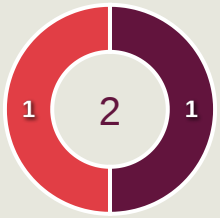

Throw Distribution

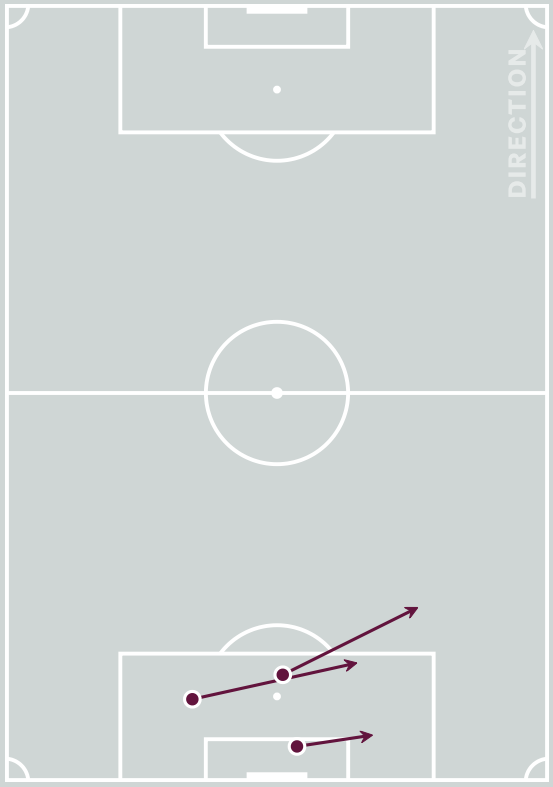

Complete Incomplete

- Over Arm
- Under Arm
- Side Arm
- Chest



Total Distributions

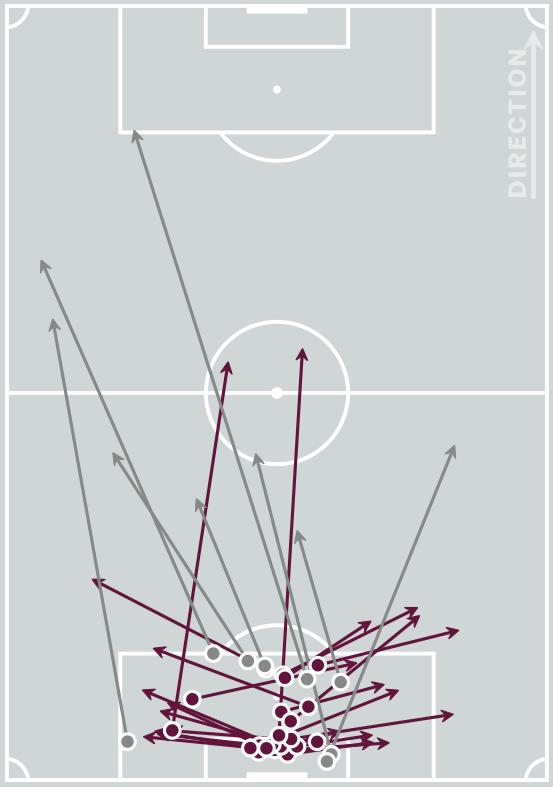

Complete Incomplete



Goalkeeper Line Breaks

Goalkeeping Distribution

Uzbekistan

Kick from Feet

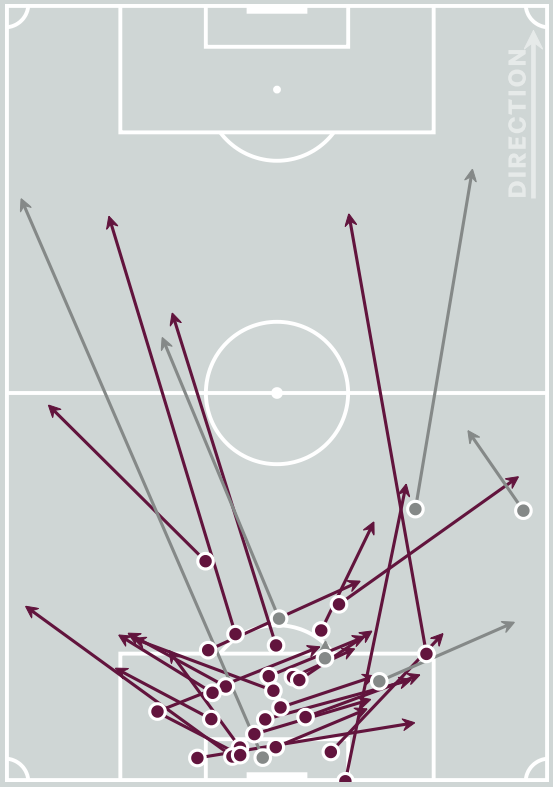

Complete Incomplete

- Play Onto
- Play Into
- Play Around
- Play Through
- Play Beyond
- Other

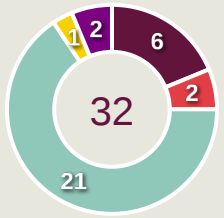

Kick from Hands

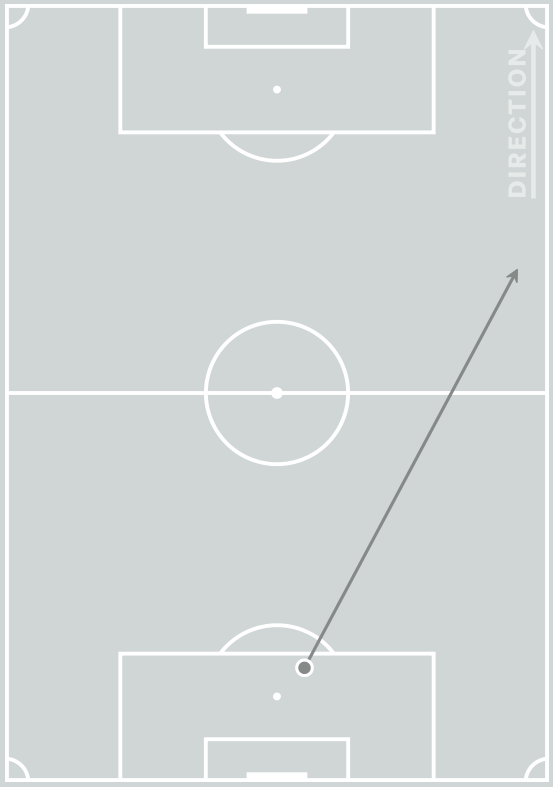

Complete Incomplete

- Side Kick
- From Hands
- Drop Kick

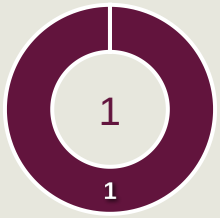

Throw Distribution

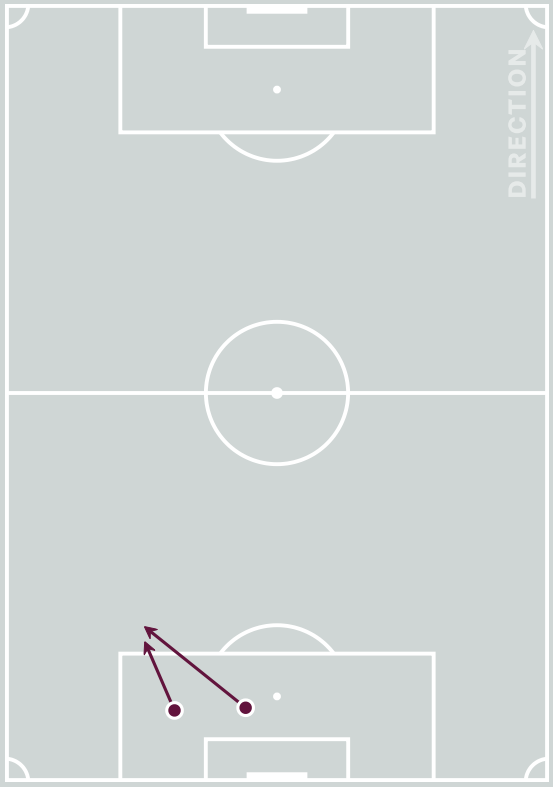

Complete Incomplete

- Over Arm
- Under Arm
- Side Arm
- Chest

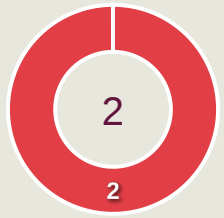

Total Distributions

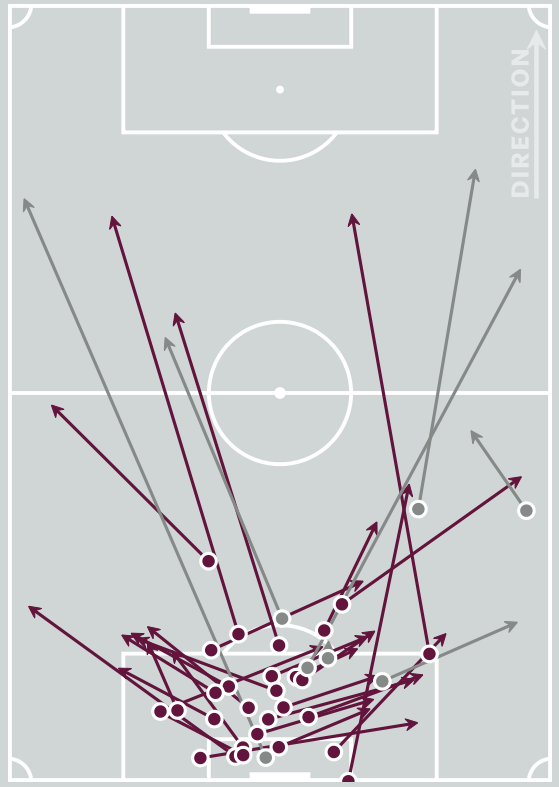

Complete Incomplete

6

Goalkeeper Line Breaks

Goal Prevention

Côte d'Ivoire

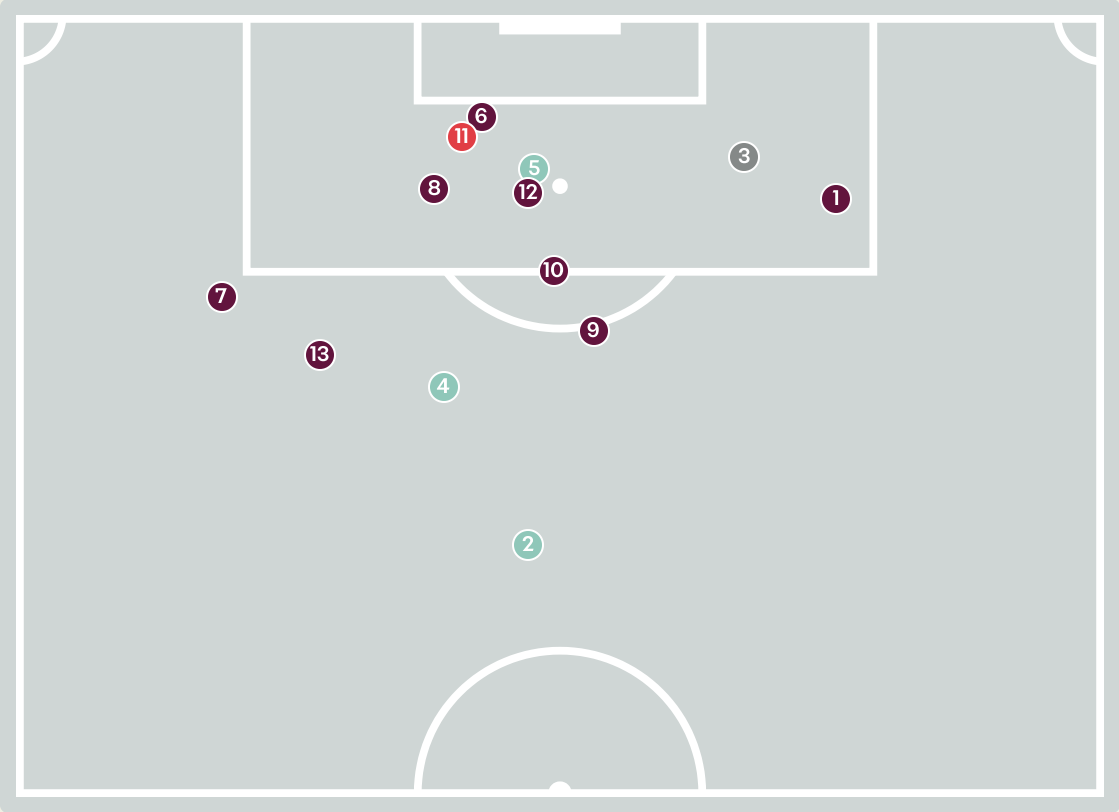

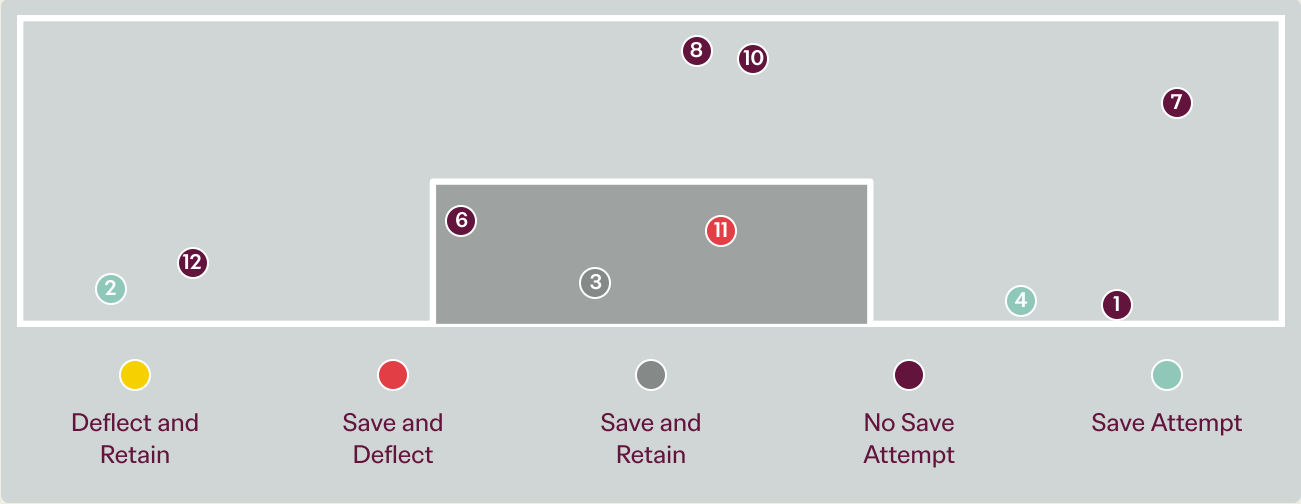

13

Total Attempts on Goal Faced

67

Save %

Intervention Type

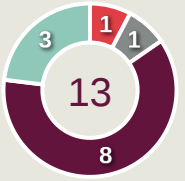

Deflect & Retain · Save & Deflect · Save & Retain · No Save Attempt · Save Attempt

Intervention Body Type

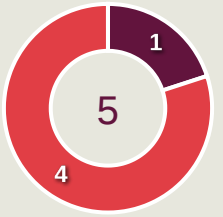

Head · Hands · Upper Body · Lower Body · Feet

Total Attempts on Goal Faced	Total Goal Interventions	Save & Retain	Deflect & Retain	Save & Deflect	Save Attempt	No Save Attempt
13	2	1	0	1	3	8

Goal Prevention

Uzbekistan

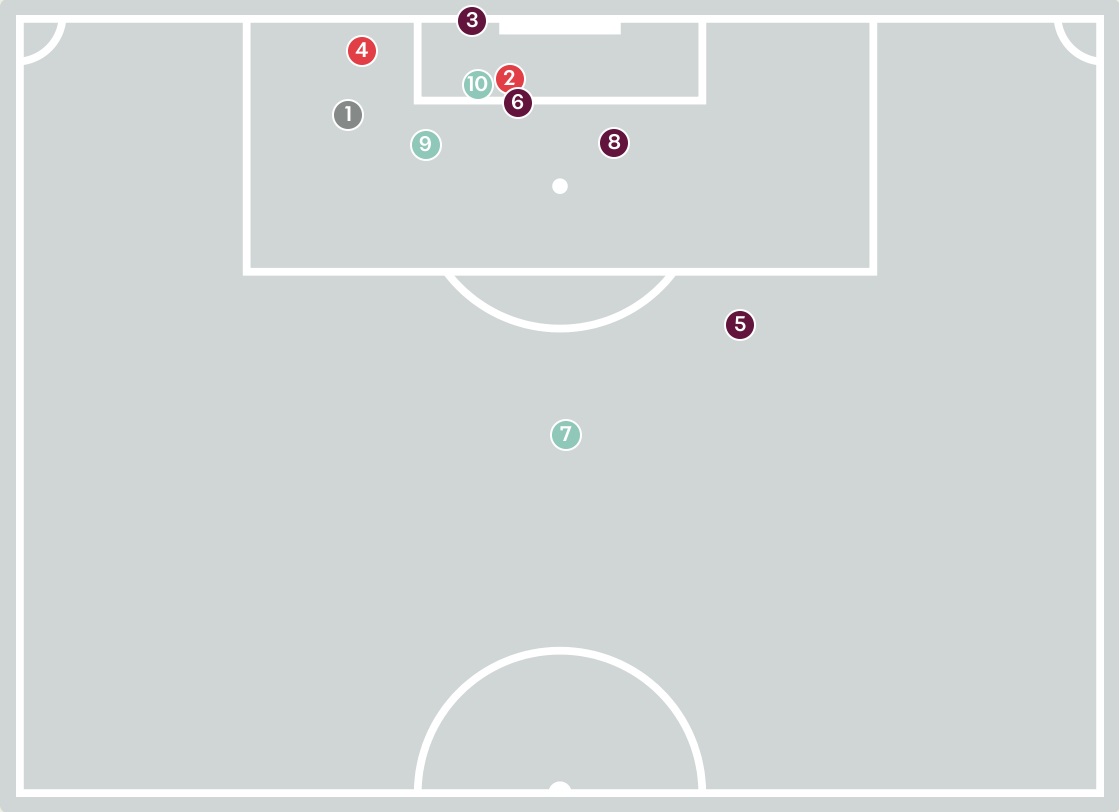

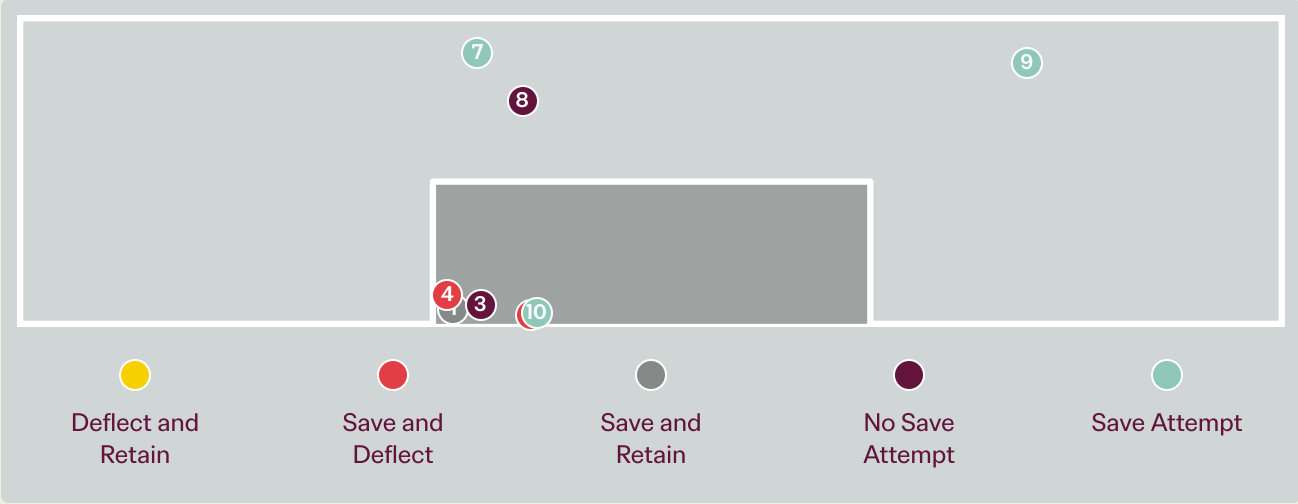

Intervention Type



Intervention Body Type



10

Total Attempts on Goal Faced

60

Save %

Total Attempts on Goal Faced	Total Goal Interventions	Save & Retain	Deflect & Retain	Save & Deflect	Save Attempt	No Save Attempt
10	3	1	0	2	3	4

Aerial Control

Côte d'Ivoire

1
Total Interventions

1	1	0
Complete	Punches	Incomplete

0	0	0
Complete	Claims	Incomplete

0	0	0
Complete	Tipped/Palmed	Incomplete

Crosses Faced

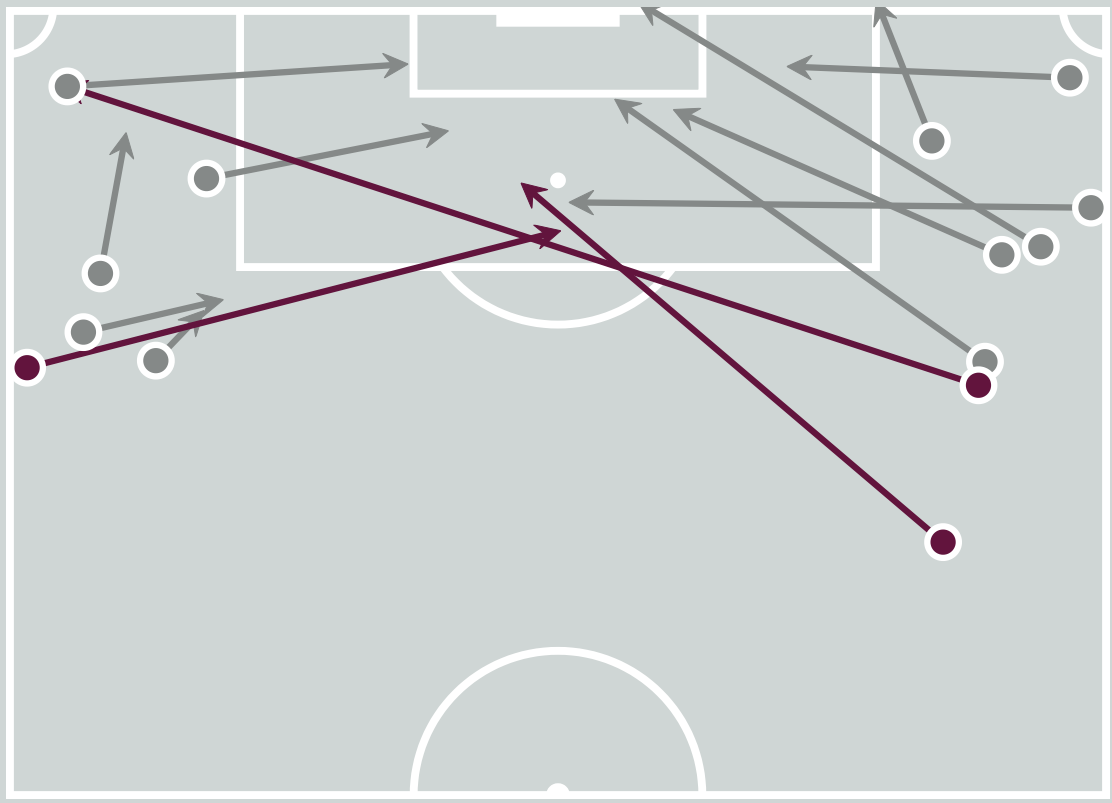

Delivery Types Faced

Total	In Swing	Out Swing	Driven	Lofted	Cutback	Push
26	8	12	1	2	1	2

Aerial Control

Uzbekistan

1
Total Interventions

0	0	0
Complete	Punches	Incomplete

0	0	0
Complete	Claims	Incomplete

1	1	0
Complete	Tipped/Palmed	Incomplete

Crosses Faced

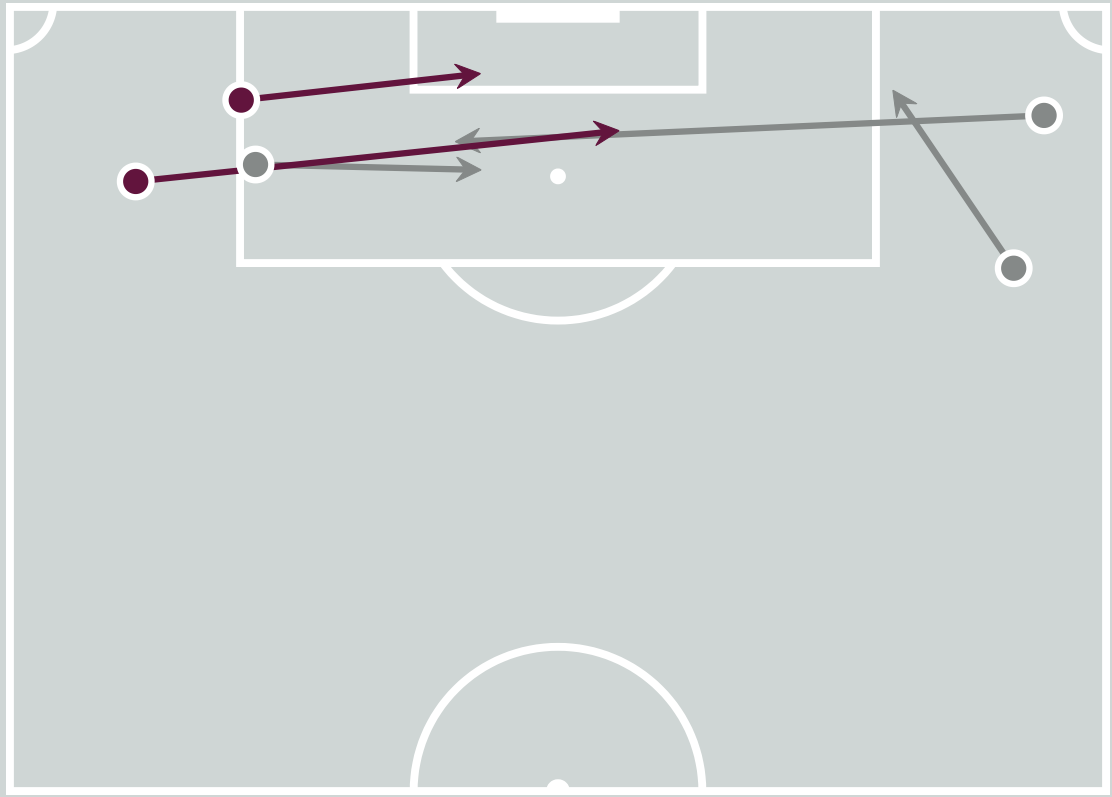

Delivery Types Faced

Total	In Swing	Out Swing	Driven	Lofted	Cutback	Push
6	2	0	1	0	0	3

FIFA U17 WORLD CUP QATAR 2026

SET PLAYS




Côte d'Ivoire v Uzbekistan

Set Plays

Côte d'Ivoire



43
Total Set Plays

18
Total Free Kicks

0
Total Penalties

1
Total Corners

24
Total Throw Ins

Free Kicks	
Type	**Total**
Direct	18
Direct (on target)	0
Direct (off target)	0
Indirect	0

Corners			
Delivery Type	**From Left Side**	**From Right Side**	**Total**
Direct to Area	1	0	1
Short	0	0	0
Edge of Penalty Area	0	0	0

Corners	
Delivery Style	**Total**
Inswing	1
Outswing	0
Driven	0
Lofted	0

Set Plays

Uzbekistan



57
Total Set Plays

18
Total Free Kicks

0
Total Penalties

8
Total Corners

31
Total Throw Ins

Free Kicks	
Type	**Total**
Direct	15
Direct (on target)	0
Direct (off target)	1
Indirect	3

Corners			
Delivery Type	**From Left Side**	**From Right Side**	**Total**
Direct to Area	3	5	8
Short	0	0	0
Edge of Penalty Area	0	0	0

Corners	
Delivery Style	**Total**
Inswing	3
Outswing	3
Driven	0
Lofted	2

INDIVIDUAL DATA IN POSSESSION




Côte d'Ivoire v Uzbekistan

In Possession - Distributions

Côte d'Ivoire



#	Player	Passes Attempted	Passes Completed	Pass Completion %	Switches of Play	Crosses Attempted	Crosses Completed	Line Breaks Attempted	Line Breaks Completed	Line Break Completion %	Ball Progressions	Take Ons	Step Ins	Attempts at Goal	Goals
1	Djibril KEITA	31	23	74%	0	0	0	6	2	33%	0	0	0	0	0
2	Abdoul DOUMBIA	50	39	78%	1	0	0	9	6	67%	0	0	0	0	0
4	Abdoul ABDOURAMANE	39	26	67%	0	0	0	20	8	40%	0	0	0	0	0
5	Koudougnon DREBO	51	40	78%	0	0	0	19	13	68%	5	0	5	0	0
7	Harafat DIABATE	18	14	78%	0	2	1	6	5	83%	5	5	0	0	0
8	Hamza COULIBALY	37	27	73%	0	0	0	10	5	50%	0	0	0	0	0
9	Hubert YAO	16	13	81%	0	2	0	2	1	50%	0	0	0	4	1
10	Yann CISSE	18	12	67%	0	0	0	5	2	40%	6	4	2	4	0
14	Youssouf DIABATE	10	6	60%	0	0	0	3	1	33%	4	3	1	0	0
15	Ange ZOKO	45	36	80%	2	0	0	14	9	64%	2	1	1	0	0
20	Mory DOUMBIA	27	22	81%	0	1	0	15	10	67%	0	0	0	1	0
3	Salia TRAORE	2	0	0%	0	1	1	4	1	25%	2	2	0	0	0
11	Guillaume KIEDE	5	2	40%	0	0	0	1	1	100%	0	0	0	0	0
13	Leo GNAHORE	0	0	0%	0	0	0	0	0	0%	0	0	0	0	0
18	Abass DIARRASSOUBA	5	4	80%	0	0	0	0	0	0%	0	0	0	1	1

In Possession - Offers & Receptions

Côte d'Ivoire

			Offer movement types						
#	Player	Total Offers	In Front	In Between	Out to In	In to Out	In Behind	No Movement	Offers Received
1	Djibril KEITA	0	0	0	0	0	0	0	0
2	Abdoul DOUMBIA	16	11	0	1	0	0	4	10
4	Abdoul ABDOURAMANE	4	0	0	0	0	0	4	1
5	Koudougnon DREBO	0	0	0	0	0	0	0	0
7	Harafat DIABATE	6	0	2	0	0	4	0	3
8	Hamza COULIBALY	53	13	24	2	5	4	5	14
9	Hubert YAO	18	0	3	0	0	13	2	5
10	Yann CISSE	30	5	0	3	1	15	6	9
14	Youssouf DIABATE	11	2	2	0	0	7	0	1
15	Ange ZOKO	3	1	0	0	0	0	2	1
20	Mory DOUMBIA	13	1	0	1	1	8	2	2
3	Salia TRAORE	4	0	2	0	0	2	0	2
11	Guillaume KIEDE	4	2	0	0	0	2	0	1
13	Leo GNAHORE	0	0	0	0	0	0	0	0
18	Abass DIARRASSOUBA	3	0	0	0	0	3	0	0

In Possession - Distributions

Uzbekistan



#	Player	Passes Attempted	Passes Completed	Pass Completion %	Switches of Play	Crosses Attempted	Crosses Completed	Line Breaks Attempted	Line Breaks Completed	Line Break Completion %	Ball Progressions	Take Ons	Step Ins	Attempts at Goal	Goals
1	Olimjon SHAMURATOV	35	28	80%	0	0	0	6	4	67%	0	0	0	0	0
3	Abubakir RAKHIMOV	58	39	67%	0	5	1	18	6	33%	1	1	0	0	0
4	Muhammad KHAKIMOV	64	60	94%	0	0	0	20	16	80%	4	2	2	2	1
7	Amirkhon ERKINOV	36	30	83%	0	2	0	9	6	67%	2	1	1	1	0
8	Islom RAVSHANOV	24	24	100%	0	0	0	1	1	100%	1	1	0	1	0
9	Asilbek ALIEV	31	24	77%	0	0	0	5	3	60%	2	2	0	2	0
10	Mirkomilbek MURODOV	24	17	71%	0	10	3	14	9	64%	7	3	4	2	0
11	Sukhrob SADIRJANOV	8	4	50%	0	0	0	4	3	75%	2	1	1	0	0
13	Mirjamol ANVAROV	69	50	72%	1	1	1	24	11	46%	1	1	0	0	0
17	Jakhongirmirzo UKTAMBOEV	22	17	77%	0	2	0	7	6	86%	0	0	0	0	0
19	Akhrorbek RAVSHANBEKOV	17	12	71%	0	2	0	8	5	62%	4	4	0	0	0
5	Muhammadaziz RUZIBOEV	7	6	86%	0	0	0	2	1	50%	1	0	1	1	0
6	Mukhammadjon MAMATOV	20	16	80%	0	2	2	4	2	50%	2	2	0	0	0
16	Adis ABDUNABIEV	12	11	92%	0	2	1	5	4	80%	1	1	0	0	0
18	Khabibullokh TOKHIROV	9	9	100%	0	0	0	1	1	100%	0	0	0	2	0
20	Laziz ABDURAIMOV	13	11	85%	0	0	0	5	2	40%	6	6	0	2	0

In Possession - Offers & Receptions

Uzbekistan



			Offer movement types						
#	Player	Total Offers	In Front	In Between	Out to In	In to Out	In Behind	No Movement	Offers Received
1	Olimjon SHAMURATOV	0	0	0	0	0	0	0	0
3	Abubakir RAKHIMOV	10	2	0	0	0	3	5	5
4	Muhammad KHAKIMOV	0	0	0	0	0	0	0	0
7	Amirkhon ERKINOV	46	9	22	0	2	12	1	8
8	Islom RAVSHANOV	42	21	14	0	4	0	3	2
9	Asilbek ALIEV	23	0	3	1	3	9	7	4
10	Mirkomilbek MURODOV	36	7	11	3	3	9	3	12
11	Sukhrob SADIRJANOV	4	0	1	1	0	2	0	2
13	Mirjamol ANVAROV	5	2	0	0	0	1	2	3
17	Jakhongirmirzo UKTAMBOEV	2	1	0	0	0	1	0	1
19	Akhrorbek RAVSHANBEKOV	28	2	8	1	2	5	10	9
5	Muhammadaziz RUZIBOEV	0	0	0	0	0	0	0	0
6	Mukhammadjon MAMATOV	14	2	6	0	0	3	3	6
16	Adis ABDUNABIEV	7	2	0	0	0	3	2	3
18	Khabibullokh TOKHIROV	7	0	0	1	1	3	2	3
20	Laziz ABDURAIMOV	10	1	6	0	1	2	0	7

INDIVIDUAL DATA
OUT OF POSSESSION




Côte d'Ivoire v Uzbekistan

Out of Possession

Côte d'Ivoire



#	Player	Tackles Made / Won	Blocks	Interceptions	Pressing Direct	Pressing Indirect	Duels Won - Aerial	Duels Won - Physical	Possession Contests won	Clearances	Loose Ball Receptions	Pushing On	Pushing On into Pressing	Possession Regains	Possession Interrupted
1	Djibril KEITA	0 / 0	0	0	0	0	0	0	0	0	2	0	0	6	0
2	Abdoul DOUMBIA	8 / 5	5	2	6	10	3	0	3	6	9	18	3	11	4
4	Abdoul ABDOURAMANE	0 / 0	1	2	2	2	4	0	4	17	6	5	0	7	11
5	Koudougnon DREBO	0 / 0	3	0	4	1	1	0	1	10	5	14	1	6	4
7	Harafat DIABATE	5 / 2	0	0	3	14	0	0	0	1	7	10	8	4	0
8	Hamza COULIBALY	7 / 3	3	1	10	23	0	0	0	2	10	23	7	6	4
9	Hubert YAO	2 / 1	1	0	7	33	2	0	2	3	4	26	16	3	1
10	Yann CISSE	1 / 1	1	0	4	21	0	0	0	1	7	17	15	2	1
14	Youssouf DIABATE	2 / 2	2	0	3	20	0	0	0	0	2	11	5	4	0
15	Ange ZOKO	2 / 1	4	2	5	7	0	0	1	8	4	22	7	9	6
20	Mory DOUMBIA	0 / 0	2	0	1	13	2	0	2	5	6	21	8	2	3
3	Salia TRAORE	0 / 0	0	0	0	1	0	0	0	0	2	5	0	0	0
11	Guillaume KIEDE	2 / 0	2	0	1	13	0	0	0	1	1	5	2	1	3
13	Leo GNAHORE	0 / 0	0	0	0	0	0	0	0	1	0	0	0	1	0
18	Abass DIARRASSOUBA	2 / 0	2	0	2	11	2	0	3	0	1	7	5	2	0

Out of Possession

Uzbekistan



#	Player	Tackles Made / Won	Blocks	Interceptions	Pressing Direct	Pressing Indirect	Duels Won - Aerial	Duels Won - Physical	Possession Contests won	Clearances	Loose Ball Receptions	Pushing On	Pushing On into Pressing	Possession Regains	Possession Interrupted
1	Olimjon SHAMURATOV	0 / 0	0	0	0	0	0	0	0	1	6	0	0	3	0
3	Abubakir RAKHIMOV	3 / 1	1	1	8	7	0	0	0	2	8	12	7	5	1
4	Muhammad KHAKIMOV	3 / 1	2	4	3	0	0	0	0	3	10	2	0	7	3
7	Amirkhon ERKINOV	3 / 2	0	1	9	22	0	0	0	0	8	23	8	3	0
8	Islom RAVSHANOV	7 / 0	1	2	5	10	0	0	0	2	3	7	4	3	1
9	Asilbek ALIEV	3 / 2	2	1	4	36	0	0	0	0	6	24	15	4	1
10	Mirkomilbek MURODOV	10 / 3	4	0	11	15	0	0	0	0	5	23	6	4	4
11	Sukhrob SADIRJANOV	2 / 0	0	0	2	13	0	0	0	0	2	11	8	0	0
13	Mirjamol ANVAROV	1 / 0	5	4	4	2	2	0	2	6	12	7	1	12	4
17	Jakhongirmirzo UKTAMBOEV	1 / 1	1	0	1	0	0	0	0	2	5	9	0	2	1
19	Akhrorbek RAVSHANBEKOV	0 / 0	1	0	1	22	0	0	0	0	3	15	12	0	1
5	Muhammadaziz RUZIBOEV	0 / 0	1	1	0	0	3	0	3	2	1	0	0	2	1
6	Mukhammadjon MAMATOV	2 / 0	0	1	1	3	0	0	0	1	3	5	0	3	0
16	Adis ABDUNABIEV	0 / 0	4	0	0	0	0	0	0	0	3	5	0	1	3
18	Khabibullokh TOKHIROV	2 / 0	1	0	1	2	0	0	0	0	1	1	0	1	0
20	Laziz ABDURAIMOV	0 / 0	0	0	2	7	3	0	3	0	0	6	4	0	0

INDIVIDUAL DATA
PHYSICAL




Côte d'Ivoire v Uzbekistan

Physical Data

Côte d'Ivoire



#	Player	Total Distance (m)	Zone 1: 0-7 km/h (m)	Zone 2: 7-15 km/h (m)	Zone 3: 15-20 km/h (m)	Zone 4: 20-25 km/h (m)	Zone 5: 25+ km/h (m)	High Speed Runs (Zone 3)	Sprints (Zone 4 & 5)	Top Speed (km/h)
1	Djibril KEITA	4644.5	3692.6	876.1	62.0	13.9	0	8.0	1.0	24.5
2	Abdoul DOUMBIA	11163.6	3707.8	5638.3	1426.9	352.0	38.6	127.0	24.0	30.6
4	Abdoul ABDOURAMANE	10065.7	3707.0	4756.5	1167.8	377.2	57.1	124.0	30.0	29.9
5	Koudougnon DREBO	10189.9	3926.8	4874.4	1000.3	302.0	86.3	97.0	24.0	33.4
7	Harafat DIABATE	7331.6	2991.0	2697.6	1038.5	394.9	209.6	95.0	29.0	33.5
8	Hamza COULIBALY	10889.2	3983.9	4874.1	1377.8	554.8	98.5	123.0	40.0	27.4
9	Hubert YAO	11455.2	4051.4	4873.1	1473.8	568.5	488.5	133.0	48.0	33.3
10	Yann CISSE	8127.6	3044.1	3475.9	920.0	429.8	257.8	86.0	35.0	33.1
14	Youssouf DIABATE	8911.7	2525.8	3798.8	1822.1	636.6	128.5	150.0	41.0	31.3
15	Ange ZOKO	10156.5	4139.3	4579.6	1080.4	279.4	77.8	97.0	25.0	31.1
20	Mory DOUMBIA	9765.8	3459.5	4605.5	1130.8	422.6	147.5	100.0	36.0	33.4
3	Salia TRAORE	2256.3	661.1	961.2	431.7	157.9	44.5	38.0	11.0	27.0
11	Guillaume KIEDE	4002.6	1407.3	1638.4	801.8	137.1	18.1	62.0	12.0	27.3
13	Leo GNAHORE	811.7	358.2	275.8	134.7	34.5	8.6	11.0	3.0	26.2
18	Abass DIARRASSOUBA	4000.5	1339.8	1521.4	631.8	329.2	178.3	55.0	29.0	33.1

Physical Data

Uzbekistan



#	Player	Total Distance (m)	Zone 1: 0-7 km/h (m)	Zone 2: 7-15 km/h (m)	Zone 3: 15-20 km/h (m)	Zone 4: 20-25 km/h (m)	Zone 5: 25+ km/h (m)	High Speed Runs (Zone 3)	Sprints (Zone 4 & 5)	Top Speed (km/h)
1	Olimjon SHAMURATOV	5742.5	4282.2	1296.0	113.8	37.7	12.8	9.0	3.0	28.4
3	Abubakir RAKHIMOV	9700.5	4228.7	3661.4	1083.4	452.2	274.8	105.0	35.0	32.6
4	Muhammad KHAKIMOV	9967.9	4253.1	3834.3	1253.8	419.3	207.5	114.0	33.0	33.8
7	Amirkhon ERKINOV	12285.5	4463.5	4587.1	1918.4	937.3	379.1	165.0	70.0	31.3
8	Islom RAVSHANOV	12388.2	3541.9	5821.7	2142.4	776.8	105.4	182.0	50.0	29.4
9	Asilbek ALIEV	10149.3	4156.0	4416.1	1055.5	401.3	120.3	97.0	29.0	29.9
10	Mirkomilbek MURODOV	8696.5	2907.9	3889.1	1323.2	429.4	146.9	124.0	35.0	32.6
11	Sukhrob SADIRJANOV	5464.9	1963.4	2458.6	665.1	206.7	171.1	57.0	18.0	33.6
13	Mirjamol ANVAROV	10586.2	4172.7	4307.8	1266.2	602.0	237.5	104.0	44.0	32.3
17	Jakhongirmirzo UKTAMBOEV	5215.6	1787.3	2222.4	775.6	216.2	214.1	65.0	21.0	32.9
19	Akhrorbek RAVSHANBEKOV	7509.5	2521.8	3487.3	1161.4	261.6	77.3	98.0	23.0	31.2
5	Muhammadaziz RUZIBOEV	1919.9	859.6	639.7	323.2	57.7	39.7	25.0	5.0	30.7
6	Mukhammadjon MAMATOV	3319.5	1011.5	1456.9	639.0	207.6	4.5	61.0	15.0	25.5
16	Adis ABDUNABIEV	3453.1	1350.7	1361.9	466.8	190.0	83.8	42.0	15.0	29.7
18	Khabibullokh TOKHIROV	3603.0	1361.7	1371.7	557.3	226.4	86.0	43.0	18.0	31.3
20	Laziz ABDURAIMOV	5485.0	2588.1	2216.4	556.4	100.9	23.3	55.0	11.0	30.7


FIFA
U17
WORLD CUP
QATAR 2026