FIFA U17 WORLD CUP QATAR 2026

POST MATCH SUMMARY REPORT

Saudi Arabia 2 - 3 Uruguay

Group D - Match 8
19 November 2026
17:00 Kick Off
Aspire Zone - Pitch 5 - Khaled Ballan

19 November 2026 - Aspire Zone - Pitch 5 - Khaled Ballan - 17:00

Match Summary - Teams

Saudi Arabia

2 – 3

Uruguay

STARTING

21	GK	ABDULLAH ALMAS		
3	DF	YAHIA TARIQ		
5	DF	JAWAD ALHASHEMALSAYED	⚽ 69'	⬇ 88'
6	DF	ABDULRAHMAN ALMAMI	⬇ 76'	
9	FW	FARIS BUSHAQRAA	⚽ 38'	⚽ 58' ⬇ 88'
10	FW	ABDULLAH ALDAWSARI		
12	DF	MARWAN ALYAMI	🟨 31'	
13	DF	AMMAR MAIMANI		
17	MF	SHAMAN ALKAHTANI		
18	MF	ABDULLAH ALBATLI	🟨 72'	
19	DF	ZAID ALBURI	⬇ 67'	

SUBSTITUTES

1	GK	ABDULLAH ALNAKHLI	
16	GK	MUSAAD ALSHAMMARI	
2	DF	NAIF ALQAHTANI	
4	DF	NAWAF ALHUWAYRI	⬆ 88'
7	FW	YAHYA ALI	
8	MF	SULTAN BINMAHRI	⬆ 76'
11	MF	SAIF ALGAREH	
14	MF	TAMEEM SIRAJ	
15	FW	HAMED MOHAMMED	⬆ 88'
20	MF	HAMAD ALSHAMMARI	⬆ 67'

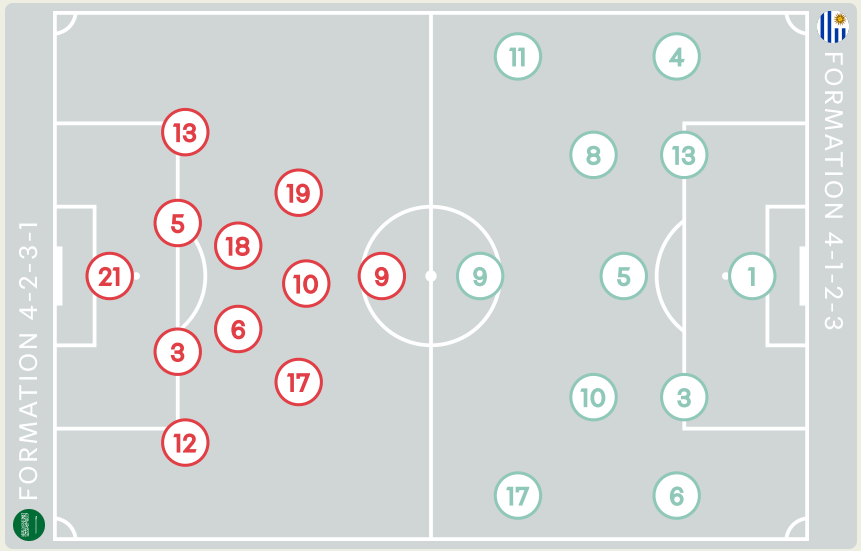

STARTING

Luis MACHIN	GK	1	
Lautaro MUNIZ	DF	3	
⬇ 75'	🟨 36'	Dahel GUEDES	DF 4
⬇ 89'	⚽ 44'	Pablo BARREIRO	MF 5
Felipe DE LEON	DF	6	
⬇ 64'	Ramiro GARCIA	MF	8
⬇ 76'	Juan GANCHEFF	FW	9
Thiago BRIZUELA	MF	10	
Alan SOARES DE LIMA	FW	11	
Johann FERNANDEZ	MF	13	
⬇ 64'	Facundo SALDANA	FW	17

SUBSTITUTES

Mateo DIAZ	GK	12	
Bautista GAVARY	GK	21	
⬆ 75'	Gabriel DA SILVA	DF	2
Nicolas SCOTTI	FW	7	
Johel FARIAS	DF	14	
⬆ 89'	Bruno BUENO	MF	15
Dante RODELLA	DF	16	
⚽ 86'	⬆ 64'	Facundo RODRIGUEZ	MF 18
⬆ 76'	Matteo CORREIA	FW	19
⬆ 64'	Nicolas RODRIGUEZ	MF	20

Distribution in the Final Third

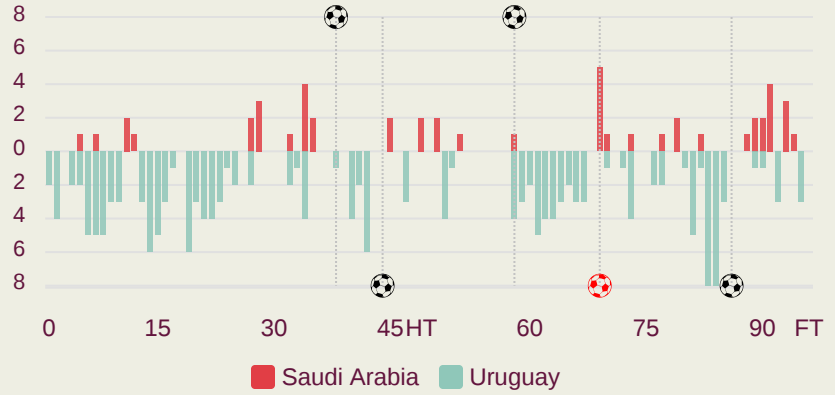

19 November 2026 - Aspire Zone - Pitch 5 - Khaled Ballan - 17:00

Match Summary - Key Statistics

Saudi Arabia 2 — 3 Uruguay

Total	Possession			Total
	40.1%	17.4%	42.5%	
2	Goals			3
1.65	xG (Expected Goals)			0.91
3 (3)	Attempts at Goal (On Target)			22 (7)
336 (239)	Total Passes (Complete)			321 (254)
71 %	Pass Completion %			79 %
48	Completed Line Breaks			79
3	Defensive Line Breaks			18
27	Receptions in the Final Third			154
5	Crosses			37
19	Ball Progressions			38
192 (41)	Defensive Pressures Applied (Direct Pressures)			189 (43)
45	Forced Turnovers			59
79	Second Balls			95
103.7 km	Total Distance Covered			101.6 km
4.5 km	Zone 4 – Low Speed Sprinting: 20-25 km/h			4.6 km

19 November 2026 - Aspire Zone - Pitch 5 - Khaled Ballan - 17:00

Phases of Play

Saudi Arabia | **Uruguay**

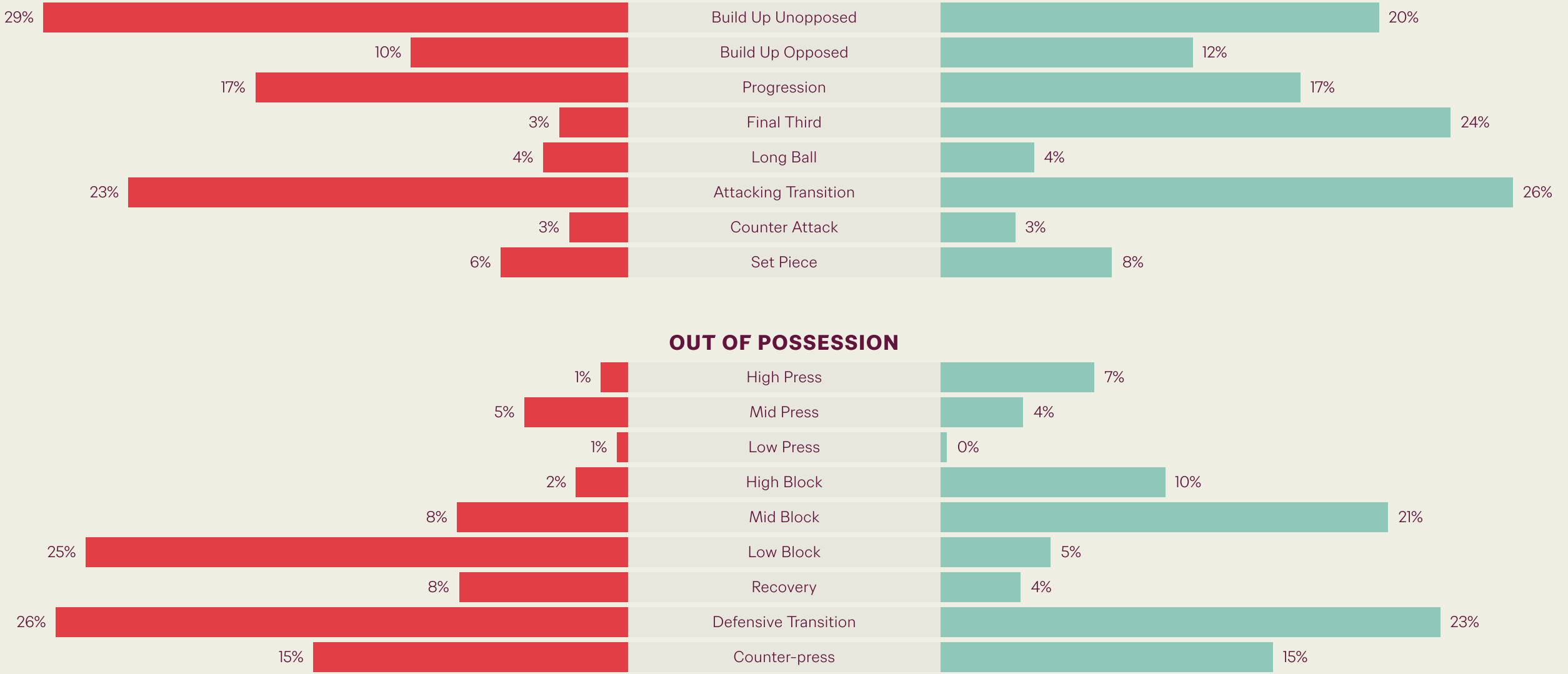

IN POSSESSION




Saudi Arabia v Uruguay

In Possession Line Height & Team Length

Saudi Arabia

Build Up Low

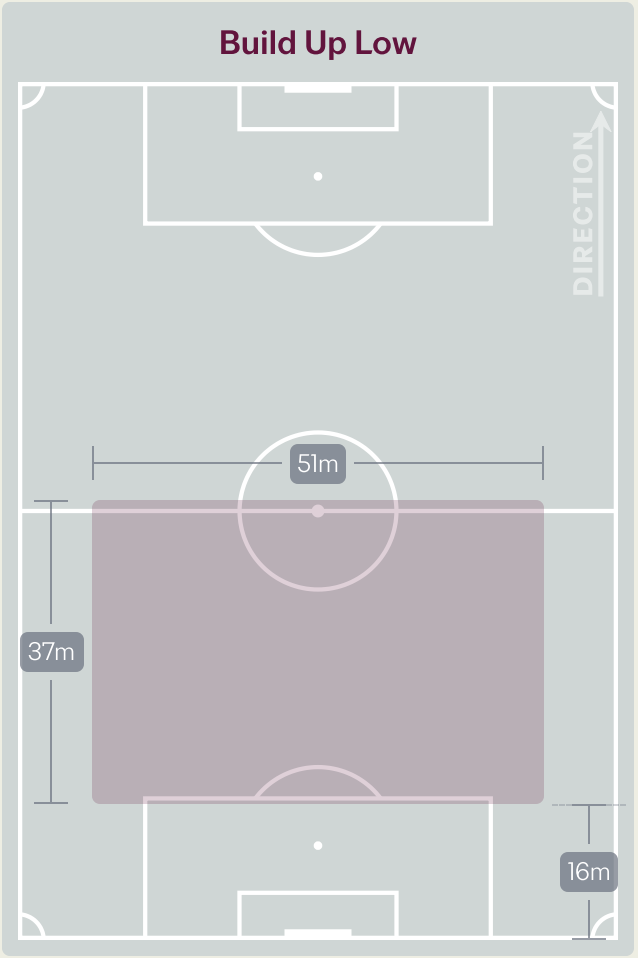

Build Up Mid

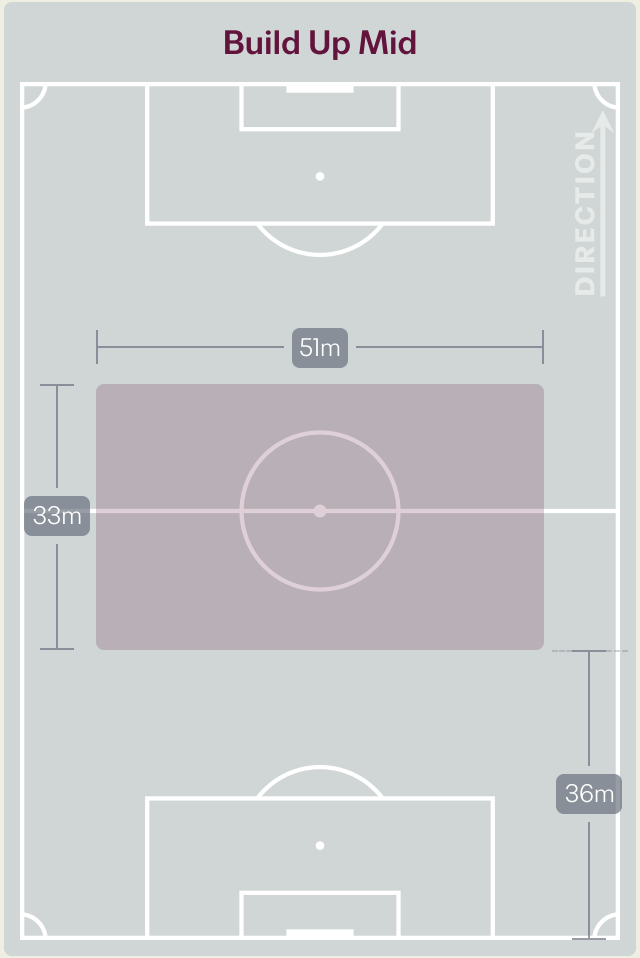

Final Third Phase

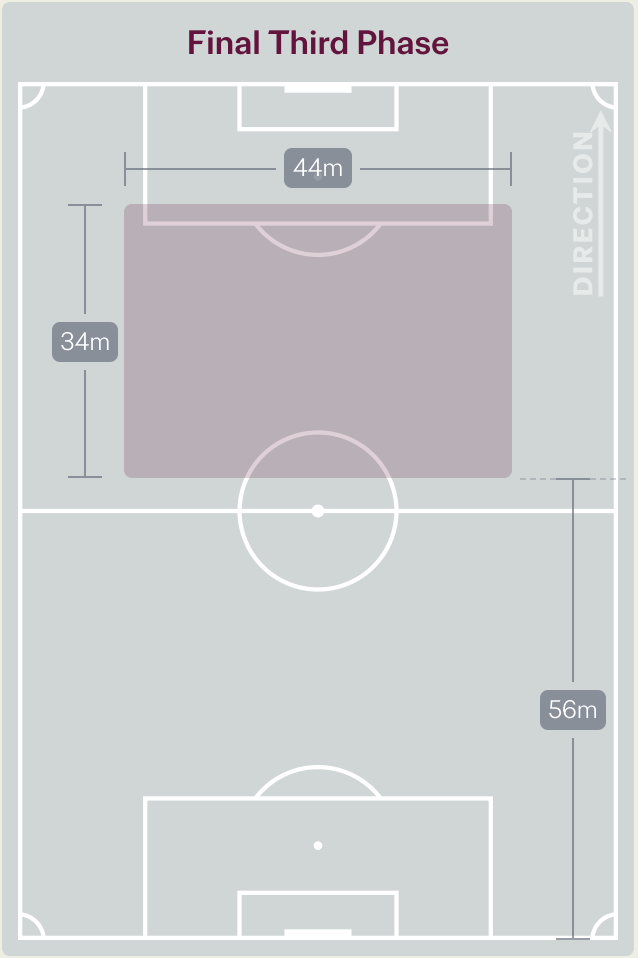

In Possession Line Height & Team Length

Uruguay

Build Up Low

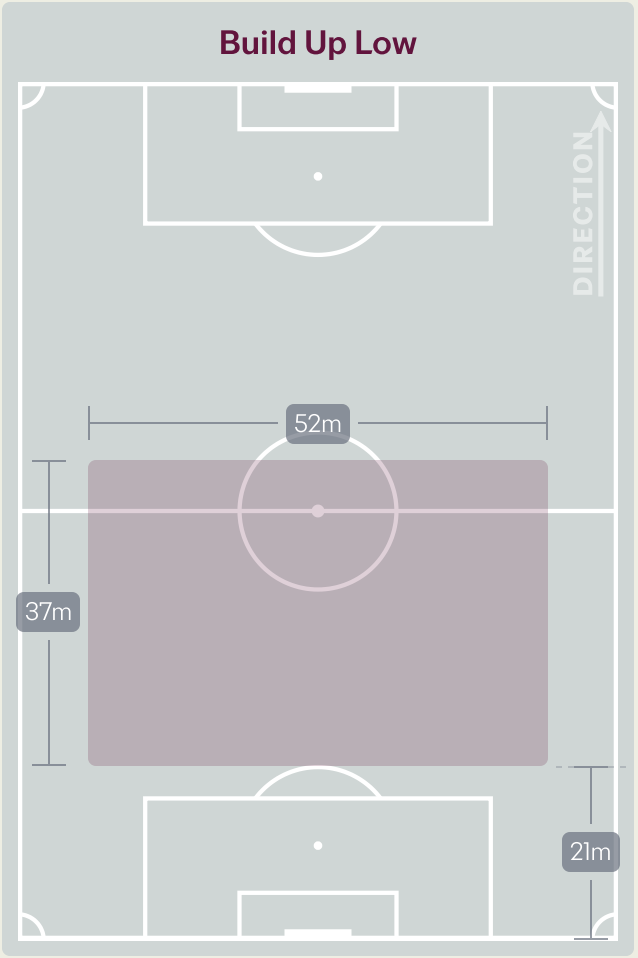

Build Up Mid

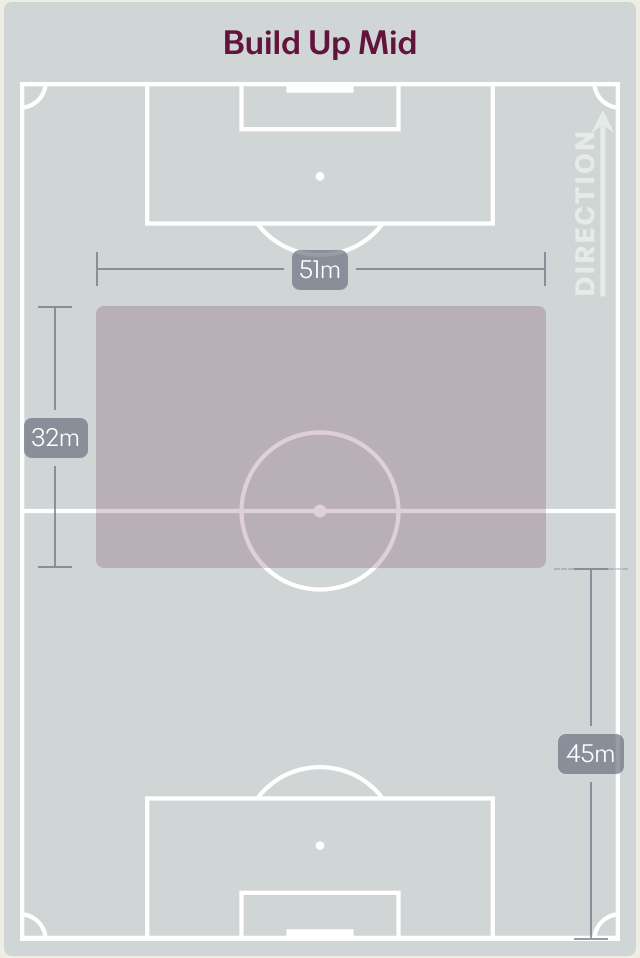

Final Third Phase

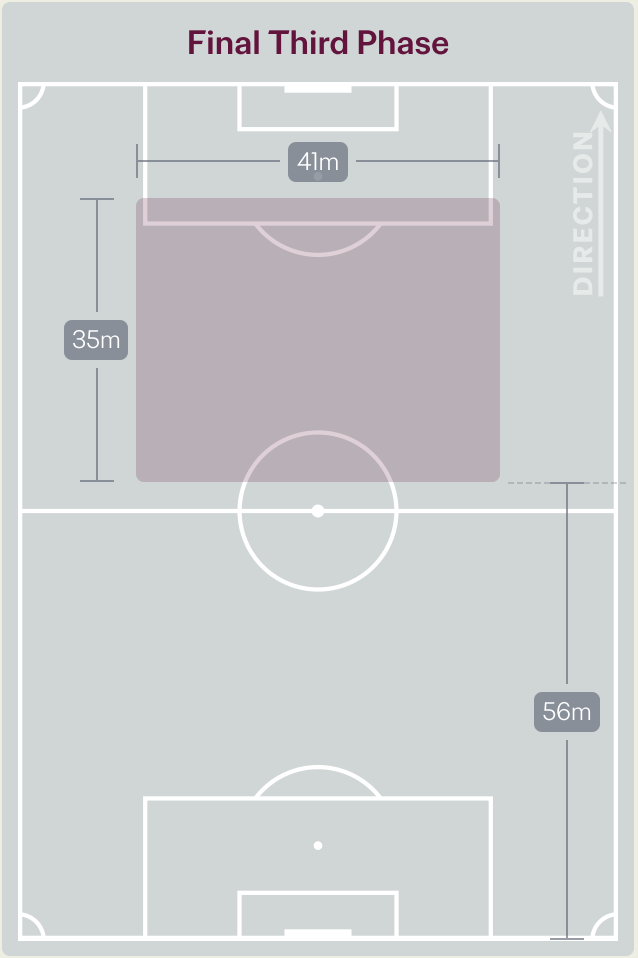

Line Breaks

Saudi Arabia

Attempted Line Breaks
98

19	14
Attempted	Complete

31	24
Attempted	Complete

48	10
Attempted	Complete

4 Units

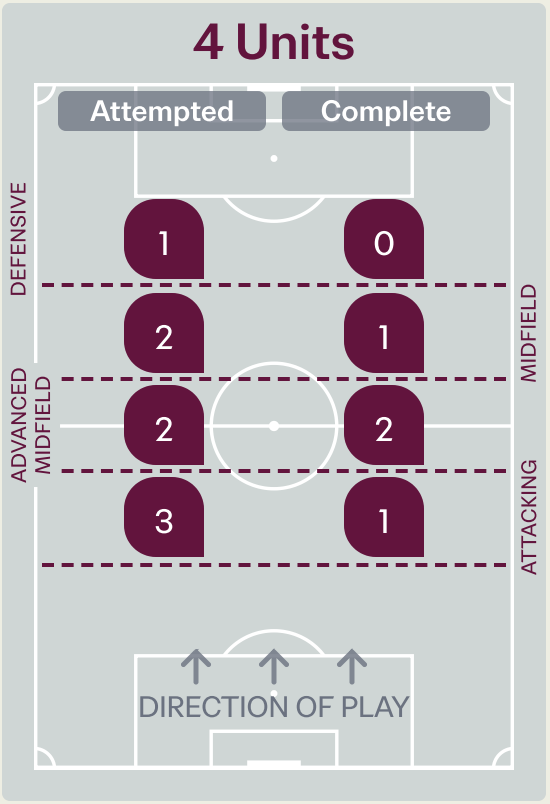

Attempted Line Breaks	8
Inside Shape	4
Outside Shape	4

3 Units

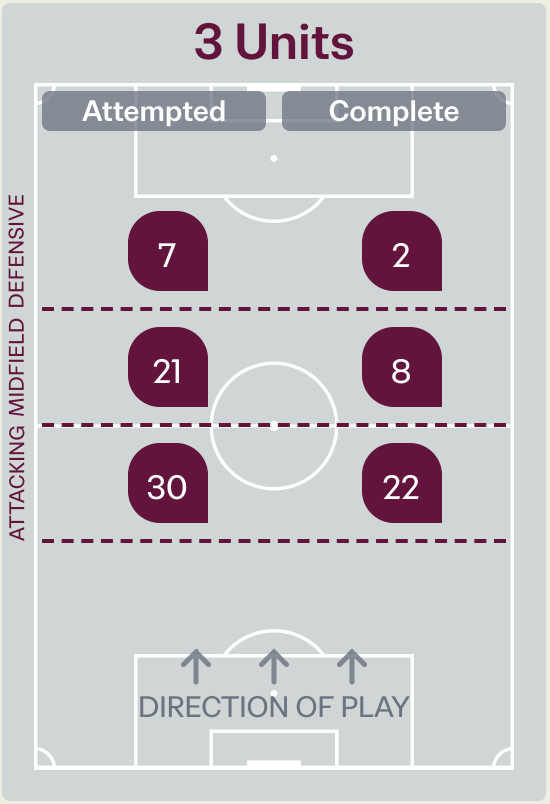

Attempted Line Breaks	58
Inside Shape	39
Outside Shape	19

2 Units

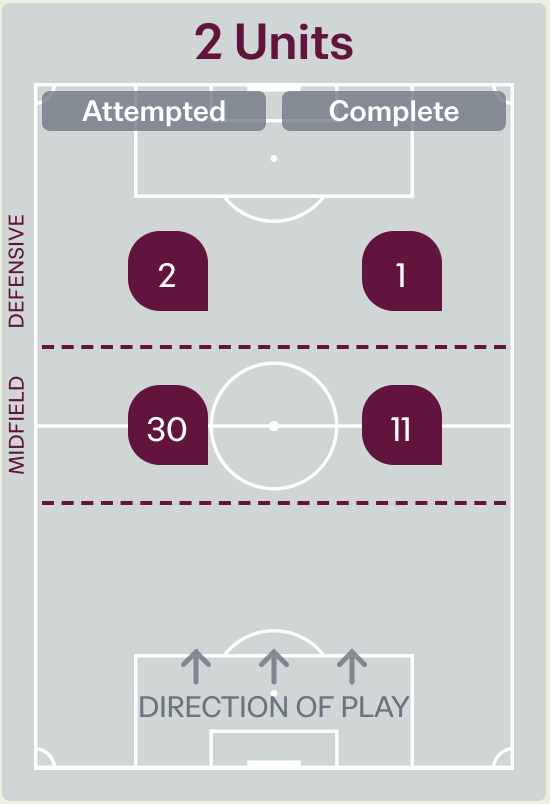

Attempted Line Breaks	32
Inside Shape	25
Outside Shape	7

Line Breaks

Uruguay

Attempted Line Breaks
122

Attempted	Complete
35	29

Attempted	Complete
37	33

Attempted	Complete
50	17

4 Units

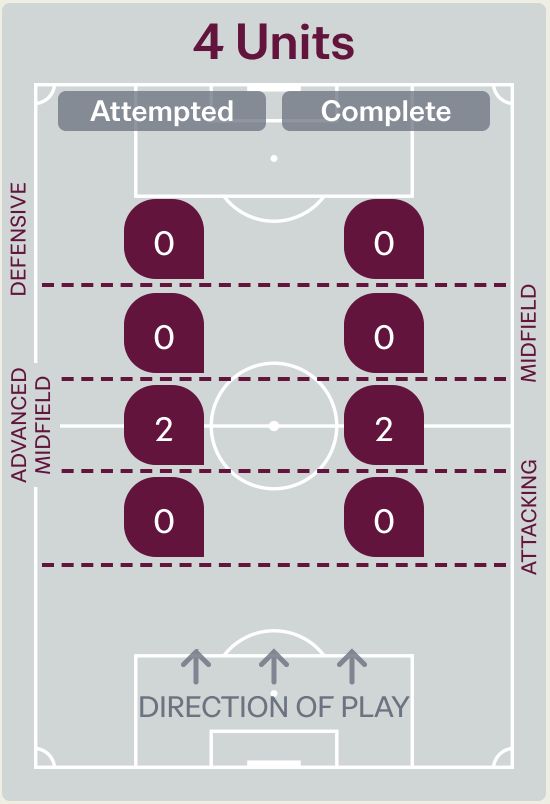

Attempted Line Breaks	2
Inside Shape	2
Outside Shape	0

3 Units

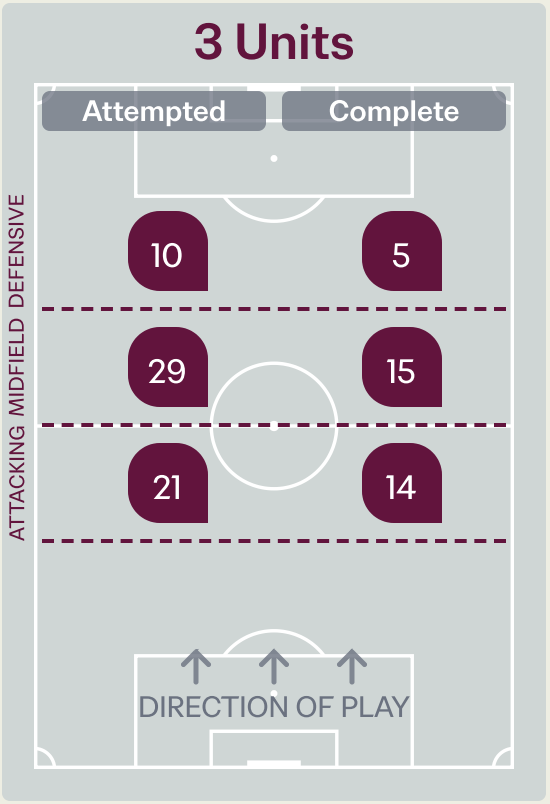

Attempted Line Breaks	60
Inside Shape	41
Outside Shape	19

2 Units

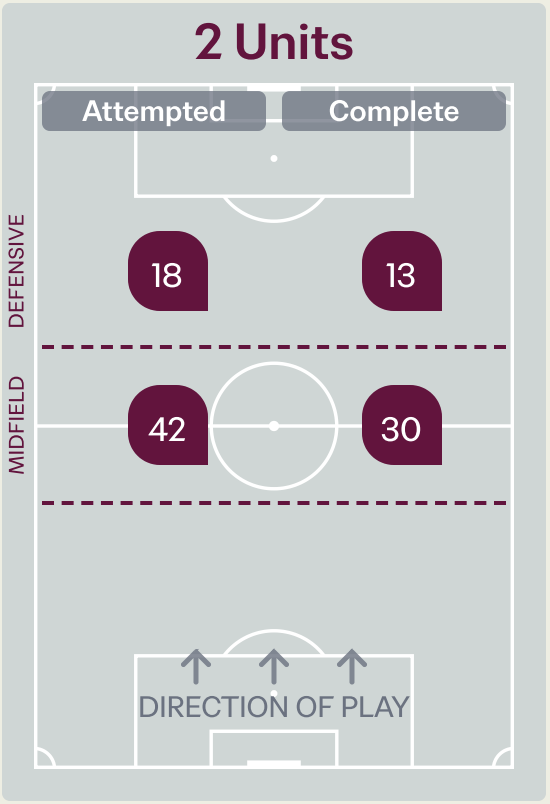

Attempted Line Breaks	60
Inside Shape	33
Outside Shape	27

Line Breaks

Saudi Arabia

					4 Units				3 Units			2 Units		Direction			Distribution Type		
#	Player	Line Breaks Attempted	Line Breaks Completed	Line Break Completion %	Attacking Line	Attacking Midfield Line	Midfield Line	Defensive Line	Attacking Line	Midfield Line	Defensive Line	Midfield Line	Defensive Line	Through	Around	Over	Pass	Cross	Ball Progression
21	ABDULLAH ALMAS	6	0	0%	0	0	0	0	1	0	1	4	0	0	0	6	6	0	0
3	YAHIA TARIQ	11	4	36%	1	0	0	0	2	3	0	5	0	0	2	9	10	0	1
5	JAWAD ALHASHEMALSAYED	19	6	32%	0	1	0	0	9	1	1	7	0	6	1	12	19	0	0
6	ABDULRAHMAN ALMAMI	5	5	100%	0	0	0	0	0	2	1	2	0	3	2	0	5	0	0
9	FARIS BUSHAQRAA	4	1	25%	0	0	1	0	0	1	1	0	1	1	2	1	4	0	0
10	ABDULLAH ALDAWSARI	10	6	60%	0	0	0	0	5	2	1	2	0	1	3	6	9	1	0
12	MARWAN ALYAMI	14	10	71%	1	1	0	0	6	1	0	5	0	1	8	5	13	0	1
13	AMMAR MAIMANI	4	1	25%	0	0	0	0	0	2	1	0	1	1	3	0	2	1	1
17	SHAMAN ALKAHTANI	5	5	100%	0	0	1	0	3	1	0	0	0	3	2	0	5	0	0
18	ABDULLAH ALBATLI	9	5	56%	1	0	0	0	2	4	0	2	0	3	3	3	8	1	0
19	ZAID ALBURI	2	0	0%	0	0	0	1	0	1	0	0	0	0	1	1	2	0	0
4	NAWAF ALHUWAYRI	6	4	67%	0	0	0	0	2	1	0	3	0	0	3	3	6	0	0
8	SULTAN BINMAHRI	1	0	0%	0	0	0	0	0	0	1	0	0	0	0	1	1	0	0
15	HAMED MOHAMMED	0	0	0%	0	0	0	0	0	0	0	0	0	0	0	0	0	0	0
20	HAMAD ALSHAMMARI	2	1	50%	0	0	0	0	0	2	0	0	0	0	1	1	2	0	0

Line Breaks

Uruguay

					4 Units				3 Units			2 Units		Direction			Distribution Type		
#	Player	Line Breaks Attempted	Line Breaks Completed	Line Break Completion %	Attacking Line	Attacking Midfield Line	Midfield Line	Defensive Line	Attacking Line	Midfield Line	Defensive Line	Midfield Line	Defensive Line	Through	Around	Over	Pass	Cross	Ball Progression
1	Luis MACHIN	12	3	25%	0	0	0	0	4	3	2	3	0	0	1	11	12	0	0
3	Lautaro MUNIZ	9	5	56%	0	0	0	0	3	2	0	4	0	1	3	5	8	1	0
4	Dahel GUEDES	10	7	70%	0	2	0	0	1	2	0	5	0	4	2	4	9	0	1
5	Pablo BARREIRO	10	7	70%	0	0	0	0	0	1	0	4	5	5	1	4	5	3	2
6	Felipe DE LEON	20	13	65%	0	0	0	0	3	5	1	10	1	2	9	9	16	3	1
8	Ramiro GARCIA	5	4	80%	0	0	0	0	0	0	2	2	1	2	2	1	4	1	0
9	Juan GANCHEFF	5	4	80%	0	0	0	0	0	4	1	0	0	2	1	2	5	0	0
10	Thiago BRIZUELA	4	2	50%	0	0	0	0	0	0	1	1	2	2	1	1	2	1	1
11	Alan SOARES DE LIMA	11	9	82%	0	0	0	0	0	3	2	1	5	3	6	2	6	1	4
13	Johann FERNANDEZ	25	17	68%	0	0	0	0	8	6	0	9	2	9	8	8	21	0	4
17	Facundo SALDANA	2	2	100%	0	0	0	0	0	0	1	0	1	1	1	0	0	0	2
2	Gabriel DA SILVA	2	2	100%	0	0	0	0	1	0	0	1	0	1	1	0	2	0	0
15	Bruno BUENO	0	0	0%	0	0	0	0	0	0	0	0	0	0	0	0	0	0	0
18	Facundo RODRIGUEZ	3	3	100%	0	0	0	0	0	0	0	2	1	2	0	1	3	0	0
19	Matteo CORREIA	0	0	0%	0	0	0	0	0	0	0	0	0	0	0	0	0	0	0
20	Nicolas RODRIGUEZ	4	1	25%	0	0	0	0	1	3	0	0	0	1	1	2	4	0	0

Passing Networks

Saudi Arabia

#	Passes From ↓ to →	ABDULLAH ALMAS	YAHIA TARIQ	JAWAD ALHASHEMALSAYED	ABDULRAHMAN ALMAMI	FARIS BUSHAQRAA	ABDULLAH ALDAWSARI	MARWAN ALYAMI	AMMAR MAIMANI	SHAMAN ALKAHTANI	ABDULLAH ALBATLI	ZAID ALBURI	NAWAF ALHUWAYRI	SULTAN BINMAHRI	HAMED MOHAMMED	HAMAD ALSHAMMARI
21	ABDULLAH ALMAS		13	4	1	0	0	0	0	0	0	0	1	0	0	0
3	YAHIA TARIQ	2		12	1	3	1	8	0	2	5	1	2	2	0	0
5	JAWAD ALHASHEMALSAYED	3	8		0	0	4	0	1	0	2	1	0	0	0	0
6	ABDULRAHMAN ALMAMI	0	1	1		0	2	4	0	3	0	1	0	0	0	3
9	FARIS BUSHAQRAA	0	0	0	0		2	0	0	3	0	0	0	0	0	1
10	ABDULLAH ALDAWSARI	0	0	0	2	2		2	2	7	0	2	0	1	0	0
12	MARWAN ALYAMI	3	7	3	0	0	3		0	7	4	0	0	1	0	2
13	AMMAR MAIMANI	0	0	0	0	1	1	0		0	3	0	0	0	0	0
17	SHAMAN ALKAHTANI	0	1	0	5	0	3	5	0		4	1	0	2	0	1
18	ABDULLAH ALBATLI	0	7	7	1	2	4	7	2	1		0	2	1	0	1
19	ZAID ALBURI	0	0	0	1	1	0	0	1	0	1		0	0	0	0
4	NAWAF ALHUWAYRI	0	1	0	0	0	2	0	1	1	1	0		0	0	0
8	SULTAN BINMAHRI	0	2	1	0	0	0	0	0	1	1	0	1		0	1
15	HAMED MOHAMMED	0	0	0	0	0	0	0	0	0	0	0	0	0		0
20	HAMAD ALSHAMMARI	0	0	0	0	1	0	2	0	1	0	0	0	0	0	

Top 5 Player to Player Passers		
Player	Passed To	% of Total Team Passes
ABDULLAH ALMAS	YAHIA TARIQ	5.7%
YAHIA TARIQ	JAWAD ALHASHEMALSAYED	5.2%
YAHIA TARIQ	MARWAN ALYAMI	3.5%
JAWAD ALHASHEMALSAYED	YAHIA TARIQ	3.5%
ABDULLAH ALDAWSARI	SHAMAN ALKAHTANI	3.1%

Passing Networks

Uruguay

#	Passes From ↓ to →	Luis MACHIN	Lautaro MUNIZ	Dahel GUEDES	Pablo BARREIRO	Felipe DE LEON	Ramiro GARCIA	Juan GANCHEFF	Thiago BRIZUELA	Alan SOARES DE LIMA	Johann FERNANDEZ	Facundo SALDANA	Gabriel DA SILVA	Bruno BUENO	Facundo RODRIGUEZ	Matteo CORREIA	Nicolas RODRIGUEZ
1	Luis MACHIN		2	1	1	0	0	1	0	0	1	0	0	0	0	0	0
3	Lautaro MUNIZ	3		2	1	7	2	0	3	1	4	0	0	0	1	0	1
4	Dahel GUEDES	1	0		3	0	4	2	2	6	3	2	0	0	0	0	3
5	Pablo BARREIRO	0	5	0		6	0	0	2	5	1	0	1	0	0	0	1
6	Felipe DE LEON	1	3	1	4		1	0	5	5	2	3	0	1	0	0	1
8	Ramiro GARCIA	0	2	3	2	1		0	1	5	6	1	0	0	0	0	0
9	Juan GANCHEFF	0	0	2	0	0	2		1	4	3	2	0	0	1	0	0
10	Thiago BRIZUELA	0	0	4	3	3	4	2		3	0	1	0	0	1	0	0
11	Alan SOARES DE LIMA	0	0	3	1	0	4	2	3		2	0	0	0	0	0	2
13	Johann FERNANDEZ	1	2	4	2	1	3	2	2	8		0	1	0	2	1	0
17	Facundo SALDANA	0	0	1	0	4	1	0	1	0	0		0	0	0	0	0
2	Gabriel DA SILVA	0	0	0	0	0	0	0	0	1	1	0		0	0	0	1
15	Bruno BUENO	0	0	0	0	0	0	0	0	0	0	0	0		0	0	0
18	Facundo RODRIGUEZ	0	1	1	1	2	0	0	0	0	0	0	0	0		2	1
19	Matteo CORREIA	0	0	0	0	0	0	0	0	1	1	0	0	0	0		0
20	Nicolas RODRIGUEZ	0	2	2	1	2	0	0	3	0	3	0	2	0	0	0	

Top 5 Player to Player Passers		
Player	Passed To	% of Total Team Passes
Johann FERNANDEZ	Alan SOARES DE LIMA	3.3%
Lautaro MUNIZ	Felipe DE LEON	2.9%
Dahel GUEDES	Alan SOARES DE LIMA	2.5%
Pablo BARREIRO	Felipe DE LEON	2.5%
Ramiro GARCIA	Johann FERNANDEZ	2.5%

Attempts at Goal

Saudi Arabia

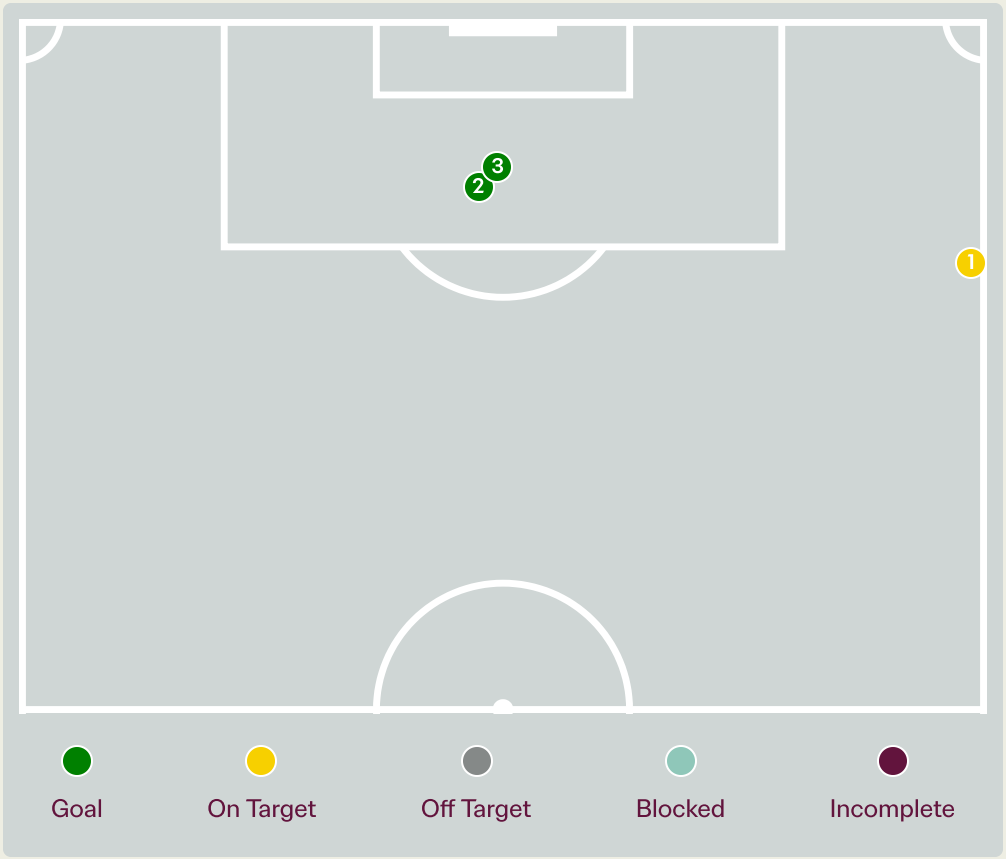

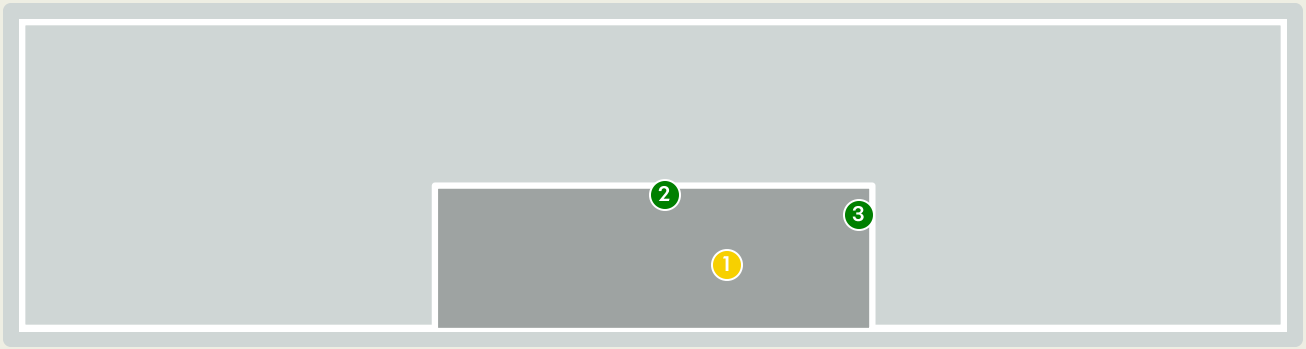

Key	Outcome	Shots
	Goals	2
	On Target	1
	Off Target	0
	Blocked	0
	Incomplete	0

Attempts at Goal

Saudi Arabia



Time	Player	Outcome	Body Part	Delivery Type
29	17 SHAMAN ALKAHTANI	On Target - Saved	Left Foot	Freekick
37	9 FARIS BUSHAQRAA	On Target - Goal	Right Foot	Penalty
57	9 FARIS BUSHAQRAA	On Target - Goal	Right Foot	Penalty

Attempts at Goal

Uruguay

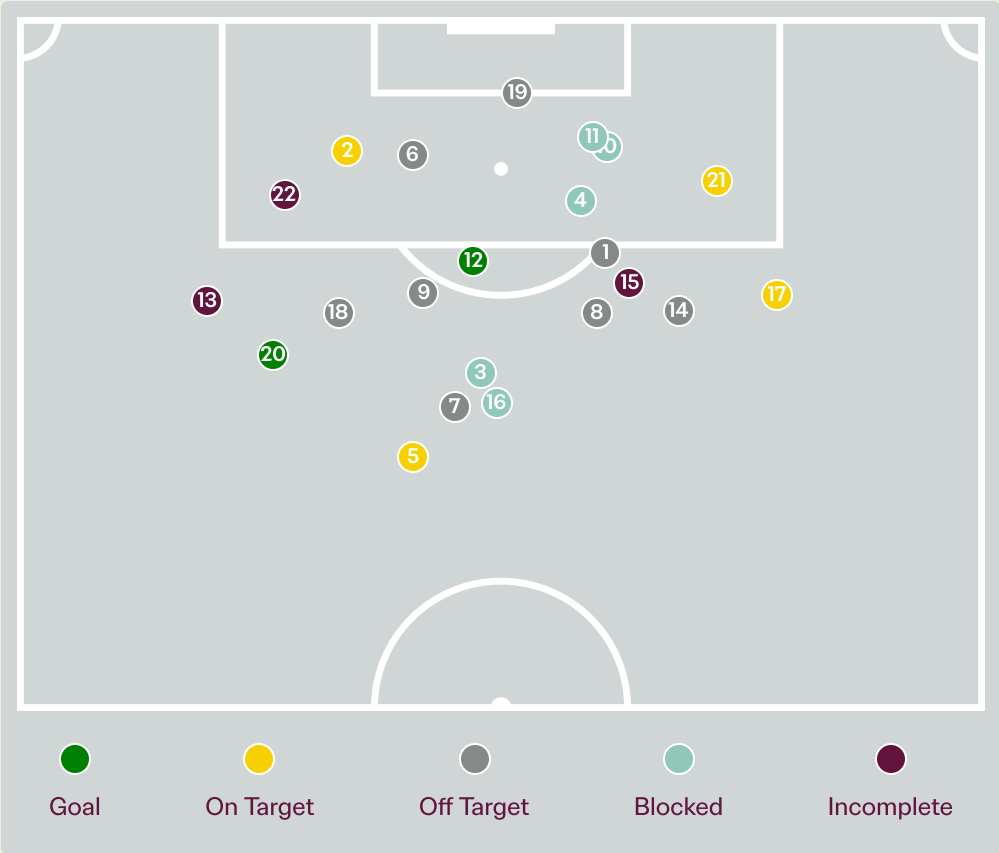



Key	Outcome	Shots
	Goals	2
	On Target	4
	Off Target	8
	Blocked	5
	Incomplete	3

Attempts at Goal

Uruguay

Time	Player	Outcome	Body Part	Delivery Type
2	11 Alan SOARES DE LIMA	Off Target	Right Foot	Pass
12	17 Facundo SALDANA	On Target - Saved	Left Foot	Ball Progression
14	6 Felipe DE LEON	Incomplete - Blocked	Left Foot	Loose Ball
17	10 Thiago BRIZUELA	Deflected On Target - Blocked	Right Foot	Loose Ball
19	5 Pablo BARREIRO	On Target - Saved	Left Foot	Pass
20	10 Thiago BRIZUELA	Off Target	Left Foot	Cross
31	5 Pablo BARREIRO	Off Target	Left Foot	Freekick
32	8 Ramiro GARCIA	Off Target	Right Foot	Loose Ball
38	9 Juan GANCHEFF	Off Target	Right Foot	Other
42	9 Juan GANCHEFF	Incomplete - Blocked	Left Foot	Loose Ball
42	9 Juan GANCHEFF	Incomplete - Blocked	Right Foot	Loose Ball
42	5 Pablo BARREIRO	On Target - Goal	Left Foot	Loose Ball
45	11 Alan SOARES DE LIMA	Incomplete - Defensive Event	Right Foot	Pass
50	5 Pablo BARREIRO	Off Target	Left Foot	Corner
58	4 Dahel GUEDES	Incomplete - Defensive Event	Right Foot	Loose Ball
58	5 Pablo BARREIRO	Incomplete - Blocked	Left Foot	Loose Ball
67	10 Thiago BRIZUELA	On Target - Saved	Right Foot	Freekick

Attempts at Goal

Uruguay

Time	Player	Outcome	Body Part	Delivery Type
72	10 Thiago BRIZUELA	Off Target	Right Foot	Freekick
77	11 Alan SOARES DE LIMA	Off Target	Head	Pass
85	18 Facundo RODRIGUEZ	On Target - Goal	Right Foot	Pass
92	11 Alan SOARES DE LIMA	On Target - Saved	Right Foot	Pass
95	19 Matteo CORREIA	Deflected Off Target - Defensive Event	Left Foot	Pass

Crosses (Open Play)

Saudi Arabia

Cross Locations



Delivery Type

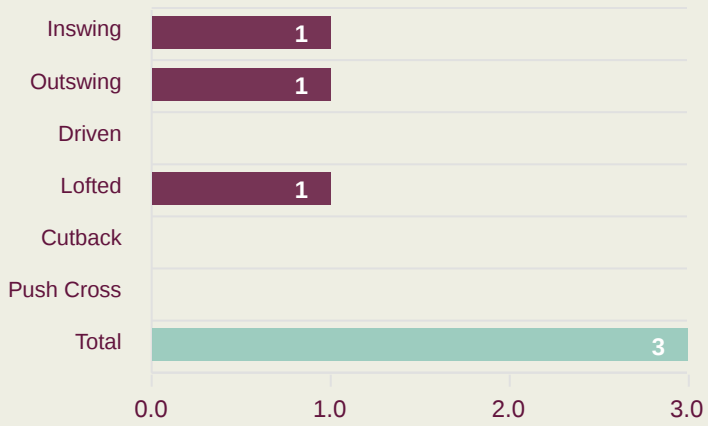

Cross Zones

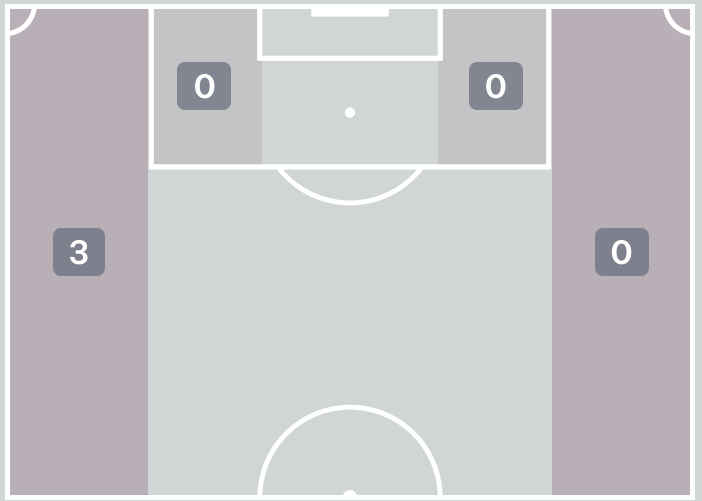

Attempted

3

Completed

0

Most Crosses Attempted

1

ABDULLAH ALDAWSARI
ATTACKING MIDFIELD

#	Player	Inswing	Outswing	Driven	Lofted	Cutback	Push Cross	Total Attempted
21	ABDULLAH ALMAS	0	0	0	0	0	0	0
3	YAHIA TARIQ	0	0	0	0	0	0	0
5	JAWAD ALHASHEMALSAYED	0	0	0	0	0	0	0
6	ABDULRAHMAN ALMAMI	0	0	0	0	0	0	0
9	FARIS BUSHAQRAA	0	0	0	0	0	0	0
10	ABDULLAH ALDAWSARI	1	0	0	0	0	0	1
12	MARWAN ALYAMI	0	0	0	0	0	0	0
13	AMMAR MAIMANI	0	1	0	0	0	0	1
17	SHAMAN ALKAHTANI	0	0	0	0	0	0	0
18	ABDULLAH ALBATLI	0	0	0	0	0	0	0
19	ZAID ALBURI	0	0	0	1	0	0	1
4	NAWAF ALHUWAYRI	0	0	0	0	0	0	0
8	SULTAN BINMAHRI	0	0	0	0	0	0	0
15	HAMED MOHAMMED	0	0	0	0	0	0	0
20	HAMAD ALSHAMMARI	0	0	0	0	0	0	0

Crosses (Open Play)

Uruguay

Cross Locations

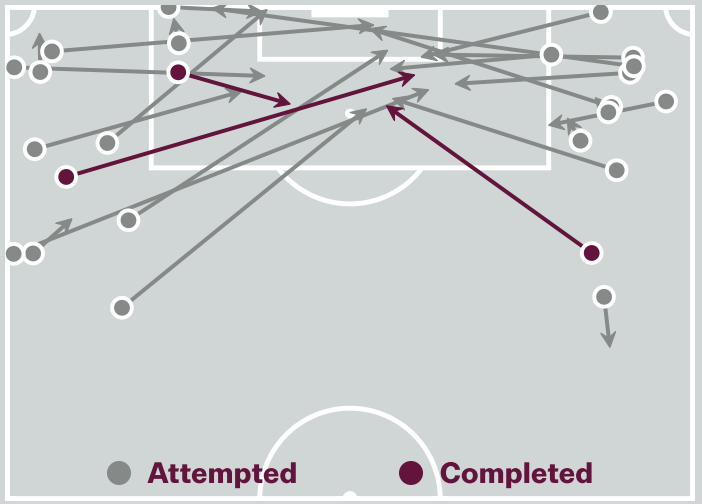

Delivery Type

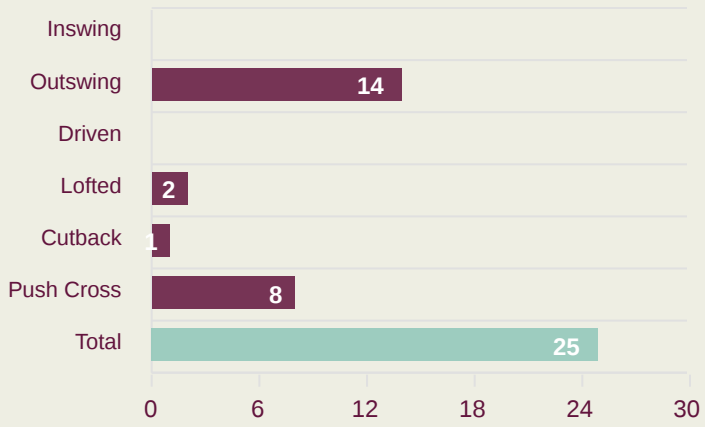

Cross Zones

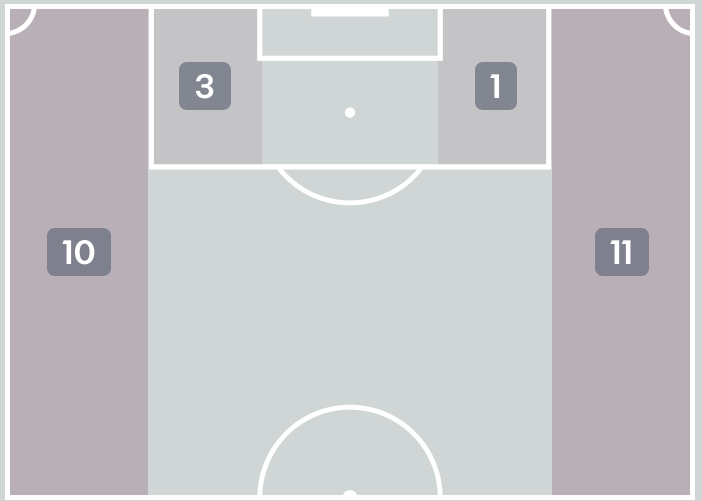

Attempted

25

Completed

3

Most Crosses Attempted

9

Alan SOARES DE LIMA
RIGHT WINGER

#	Player	Inswing	Outswing	Driven	Lofted	Cutback	Push Cross	Total Attempted
1	Luis MACHIN	0	0	0	0	0	0	0
3	Lautaro MUNIZ	0	2	0	0	0	0	2
4	Dahel GUEDES	0	1	0	0	0	0	1
5	Pablo BARREIRO	0	1	0	0	0	0	1
6	Felipe DE LEON	0	4	0	0	0	1	5
8	Ramiro GARCIA	0	1	0	0	0	1	2
9	Juan GANCHEFF	0	0	0	0	0	0	0
10	Thiago BRIZUELA	0	0	0	0	0	4	4
11	Alan SOARES DE LIMA	0	4	0	2	1	2	9
13	Johann FERNANDEZ	0	0	0	0	0	0	0
17	Facundo SALDANA	0	1	0	0	0	0	1
2	Gabriel DA SILVA	0	0	0	0	0	0	0
15	Bruno BUENO	0	0	0	0	0	0	0
18	Facundo RODRIGUEZ	0	0	0	0	0	0	0
19	Matteo CORREIA	0	0	0	0	0	0	0
20	Nicolas RODRIGUEZ	0	0	0	0	0	0	0

Offering to Receive

Saudi Arabia

125
Total Offers Made

33
Total Offers Received

Most Offers
19
FARIS BUSHAQRAA
CENTRE FORWARD

26
Offers Made in Final Third

70
Offers Made in Middle Third

29
Offers Made in Defensive Third

Offers Made Inside Shape

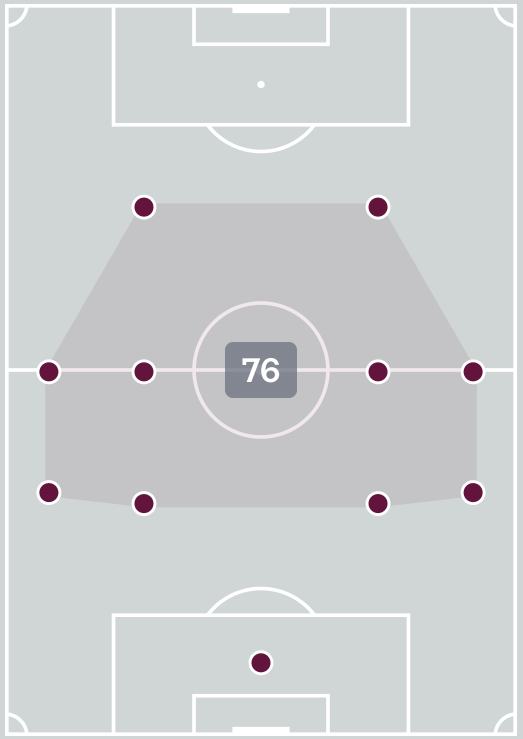

Offers Made Outside Shape

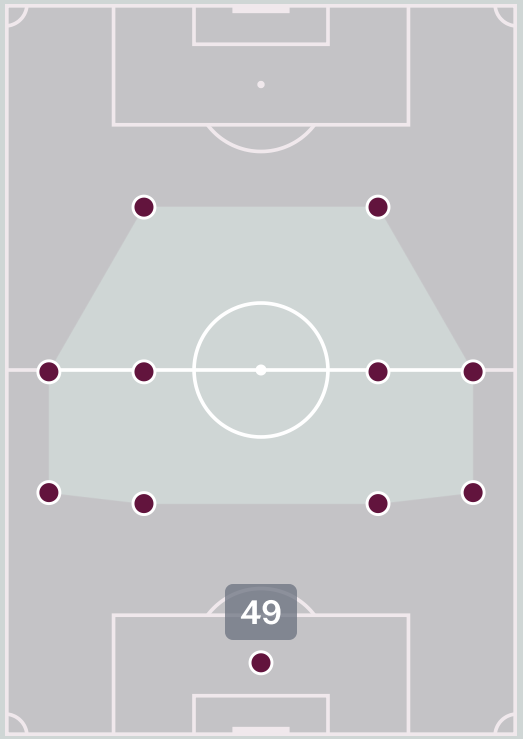

#	Player	Offers Made	Offers Received	% Made & Received
21	ABDULLAH ALMAS	1	0	0%
3	YAHIA TARIQ	1	0	0%
5	JAWAD ALHASHEMALSAYED	0	0	0%
6	ABDULRAHMAN ALMAMI	13	3	23.1%
9	FARIS BUSHAQRAA	19	1	5.3%
10	ABDULLAH ALDAWSARI	12	3	25%
12	MARWAN ALYAMI	8	2	25%
13	AMMAR MAIMANI	10	1	10%
17	SHAMAN ALKAHTANI	12	7	58.3%
18	ABDULLAH ALBATLI	19	8	42.1%
19	ZAID ALBURI	8	2	25%
4	NAWAF ALHUWAYRI	0	0	0%
8	SULTAN BINMAHRI	10	4	40%
15	HAMED MOHAMMED	4	0	0%
20	HAMAD ALSHAMMARI	8	2	25%

Offering to Receive

Uruguay

218
Total Offers Made

83
Total Offers Received

Most Offers
32
Dahel GUEDES
RIGHT BACK

105
Offers Made in Final Third

97
Offers Made in Middle Third

16
Offers Made in Defensive Third

Offers Made Inside Shape

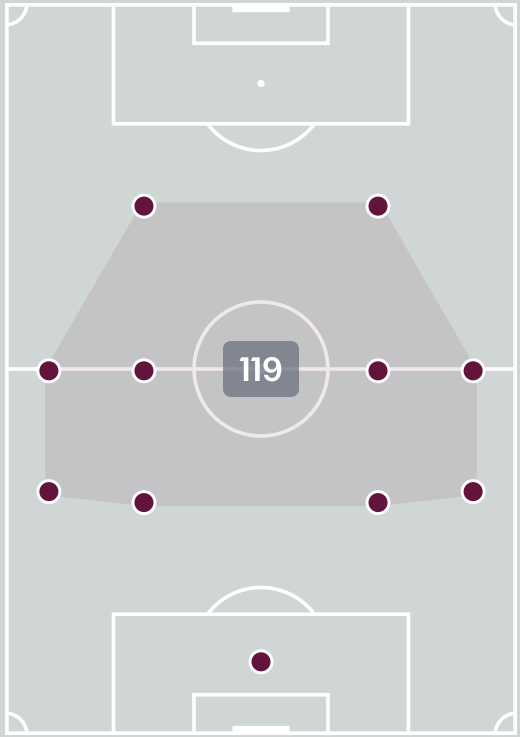

Offers Made Outside Shape

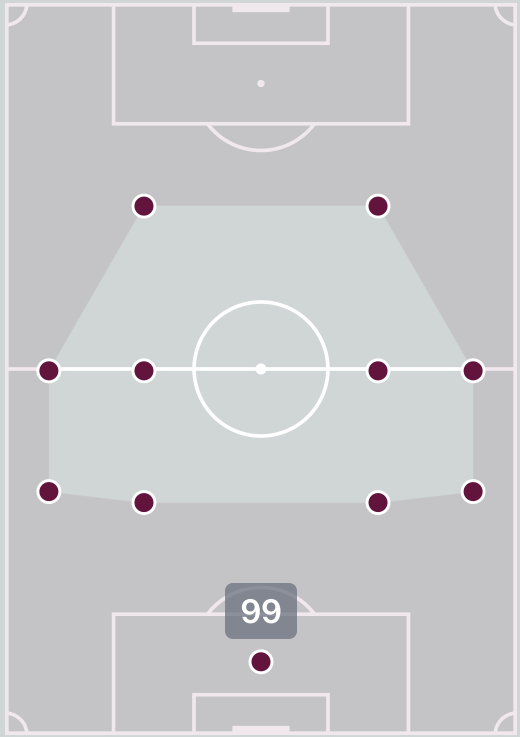

#	Player	Offers Made	Offers Received	% Made & Received
1	Luis MACHIN	1	1	100%
3	Lautaro MUNIZ	8	6	75%
4	Dahel GUEDES	32	14	43.8%
5	Pablo BARREIRO	27	8	29.6%
6	Felipe DE LEON	10	6	60%
8	Ramiro GARCIA	26	14	53.8%
9	Juan GANCHEFF	24	4	16.7%
10	Thiago BRIZUELA	14	2	14.3%
11	Alan SOARES DE LIMA	32	15	46.9%
13	Johann FERNANDEZ	6	3	50%
17	Facundo SALDANA	8	0	0%
2	Gabriel DA SILVA	5	1	20%
15	Bruno BUENO	1	0	0%
18	Facundo RODRIGUEZ	9	2	22.2%
19	Matteo CORREIA	2	1	50%
20	Nicolas RODRIGUEZ	13	6	46.2%

Movement to Receive

Saudi Arabia

Movement Types by Phase

Final Third Phase

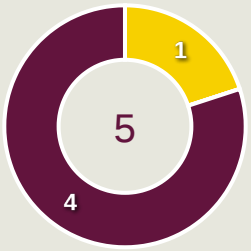

Progression Phase

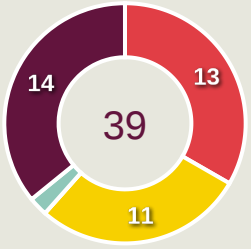

Build Up Phase

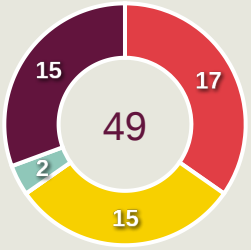

All Movement Types

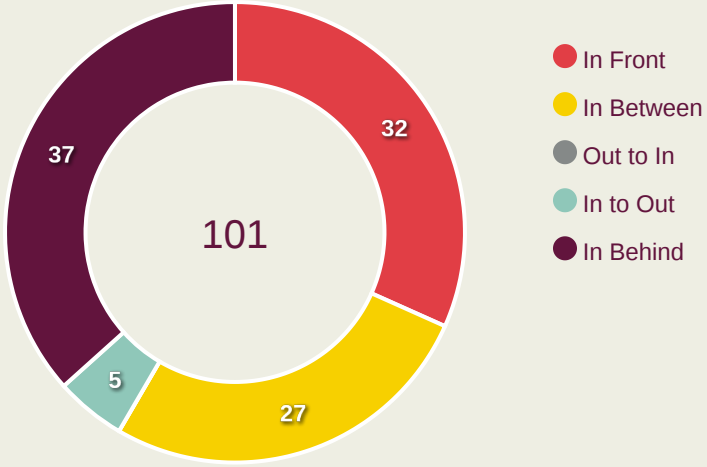

Top Ranked Players

Type	Player	Movements
In Front	18 ABDULLAH ALBATLI	15
In Between	6 ABDULRAHMAN ALMAMI	6
Out to In	21 ABDULLAH ALMAS	0
In to Out	10 ABDULLAH ALDAWSARI	1
In Behind	9 FARIS BUSHAQRAA	14

Movement Types Pitch Third

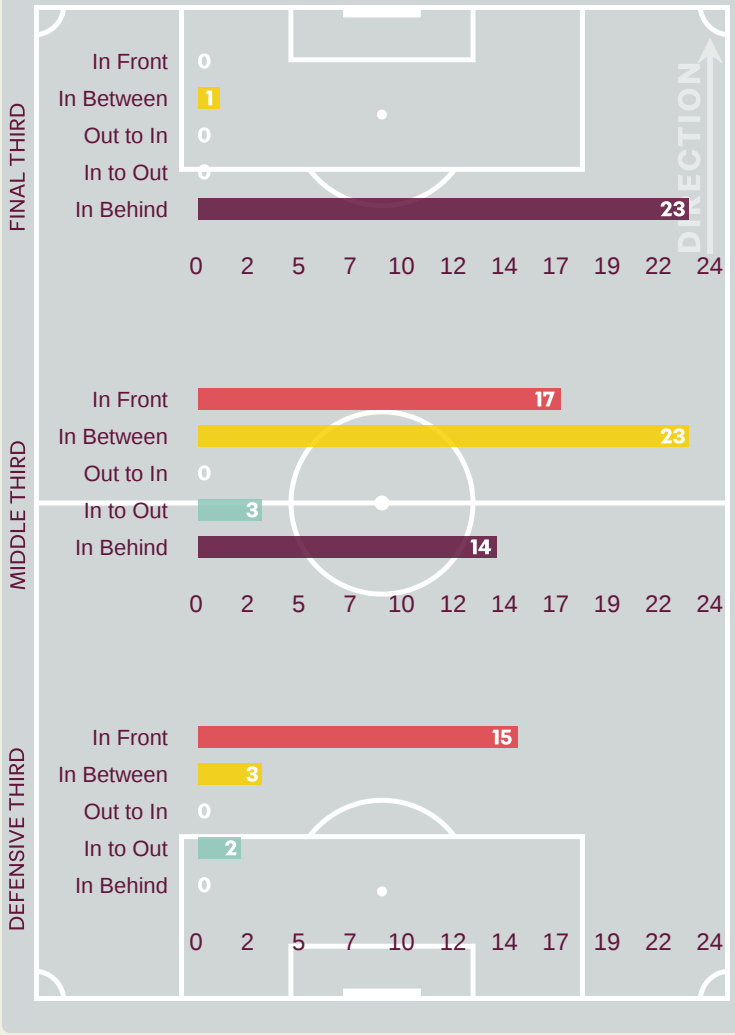

Movement to Receive

Uruguay

Movement Types by Phase

Final Third Phase

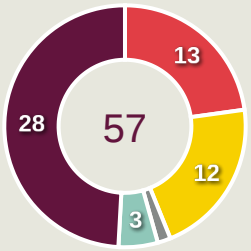

Progression Phase

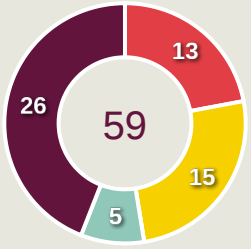

Build Up Phase

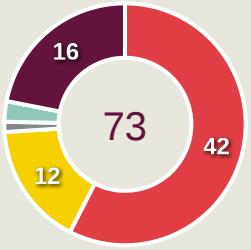

All Movement Types

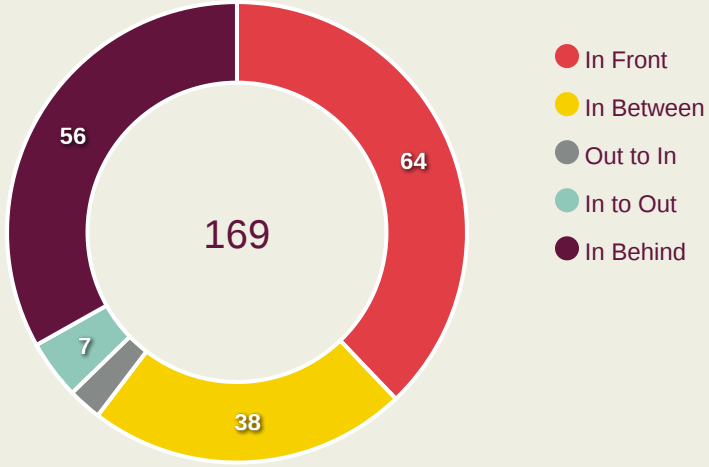

Top Ranked Players

Type	Player	Movements
In Front	5 Pablo BARREIRO	17
In Between	9 Juan GANCHEFF	11
Out to In	4 Dahel GUEDES	1
In to Out	5 Pablo BARREIRO	2
In Behind	11 Alan SOARES DE LIMA	13

Movement Types Pitch Third

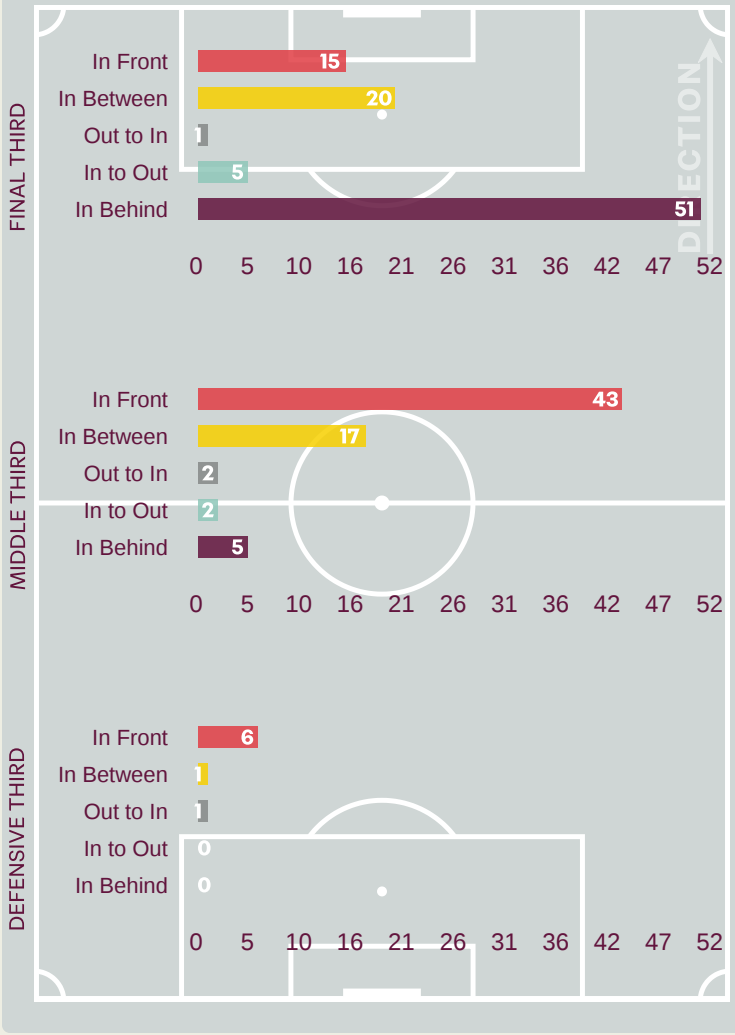

OUT OF POSSESSION




Saudi Arabia v Uruguay

Defensive Actions

Saudi Arabia

45	59	6	36	1.99
Forced Turnovers	Possession Regained	Interceptions	Tackles	Possession Actions / Defensive Action

Forced Turnovers

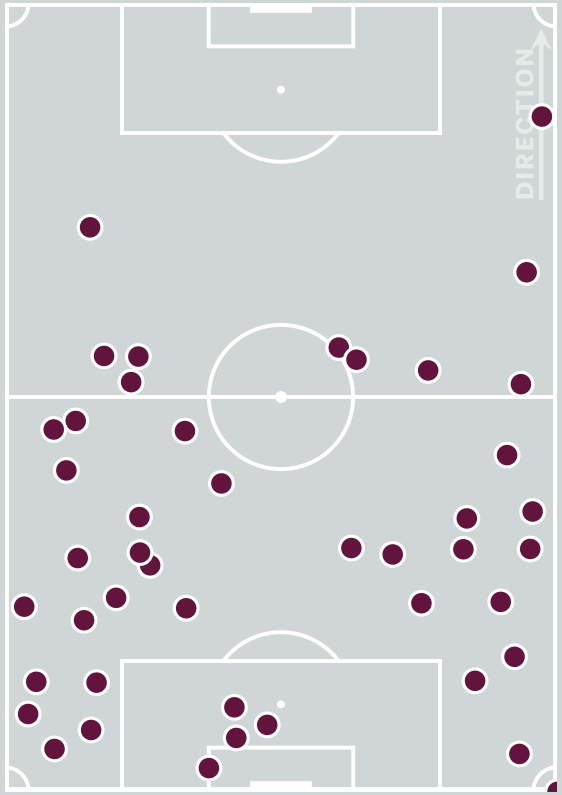

Possession Regain

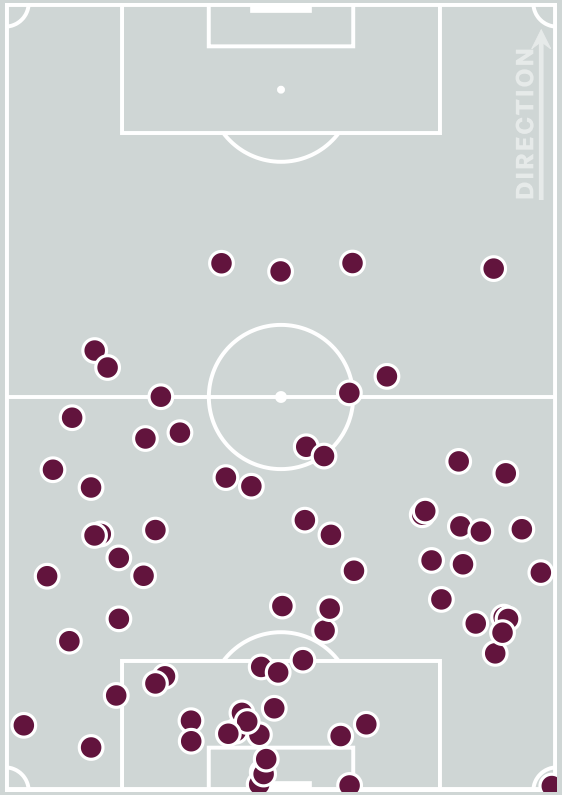

Blocks

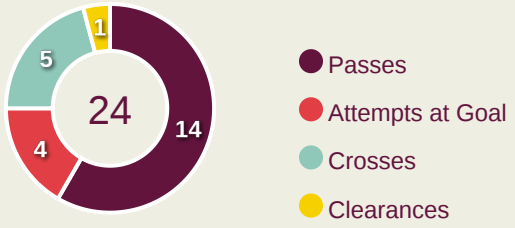

Possession Contests

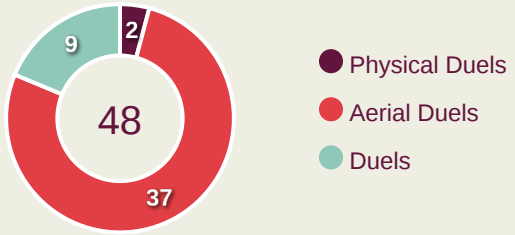

Most Possession Regains

8

YAHIA TARIQ

RIGHT CENTRE BACK

#	Player	Total Possession Regains
21	ABDULLAH ALMAS	7
3	YAHIA TARIQ	8
5	JAWAD ALHASHEMALSAYED	4
6	ABDULRAHMAN ALMAMI	7
9	FARIS BUSHAQRAA	3
10	ABDULLAH ALDAWSARI	2
12	MARWAN ALYAMI	8
13	AMMAR MAIMANI	7
17	SHAMAN ALKAHTANI	1
18	ABDULLAH ALBATLI	7
19	ZAID ALBURI	3
4	NAWAF ALHUWAYRI	0
8	SULTAN BINMAHRI	1
15	HAMED MOHAMMED	0
20	HAMAD ALSHAMMARI	1

Defensive Actions

Uruguay

59	46	11	29	3.54
Forced Turnovers	Possession Regained	Interceptions	Tackles	Possession Actions / Defensive Action

Forced Turnovers

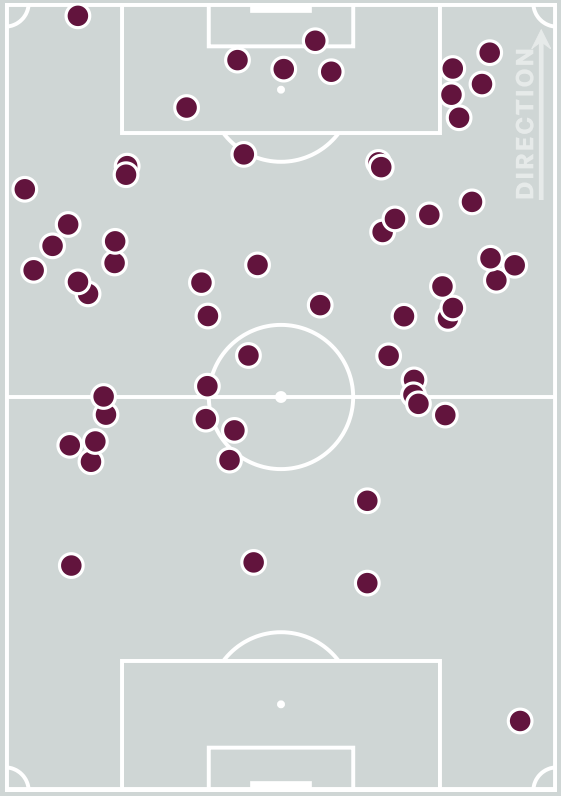

Possession Regain

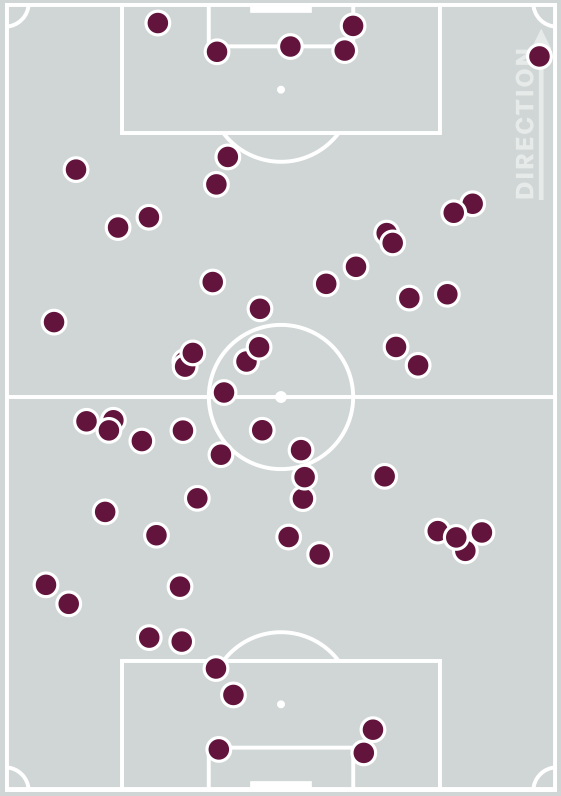

Blocks

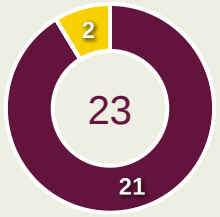

- Passes
- Attempts at Goal
- Crosses
- Clearances

Possession Contests

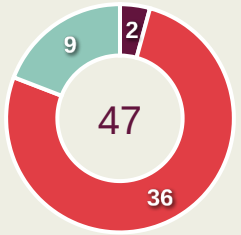

- Physical Duels
- Aerial Duels
- Duels

Most Possession Regains

8

Johann FERNANDEZ

RIGHT CENTRE BACK

#	Player	Total Possession Regains
1	Luis MACHIN	4
3	Lautaro MUNIZ	4
4	Dahel GUEDES	1
5	Pablo BARREIRO	5
6	Felipe DE LEON	5
8	Ramiro GARCIA	3
9	Juan GANCHEFF	4
10	Thiago BRIZUELA	2
11	Alan SOARES DE LIMA	1
13	Johann FERNANDEZ	8
17	Facundo SALDANA	1
2	Gabriel DA SILVA	2
15	Bruno BUENO	0
18	Facundo RODRIGUEZ	3
19	Matteo CORREIA	0
20	Nicolas RODRIGUEZ	3

Defensive Line Height & Team Length

Saudi Arabia

High Block / Press

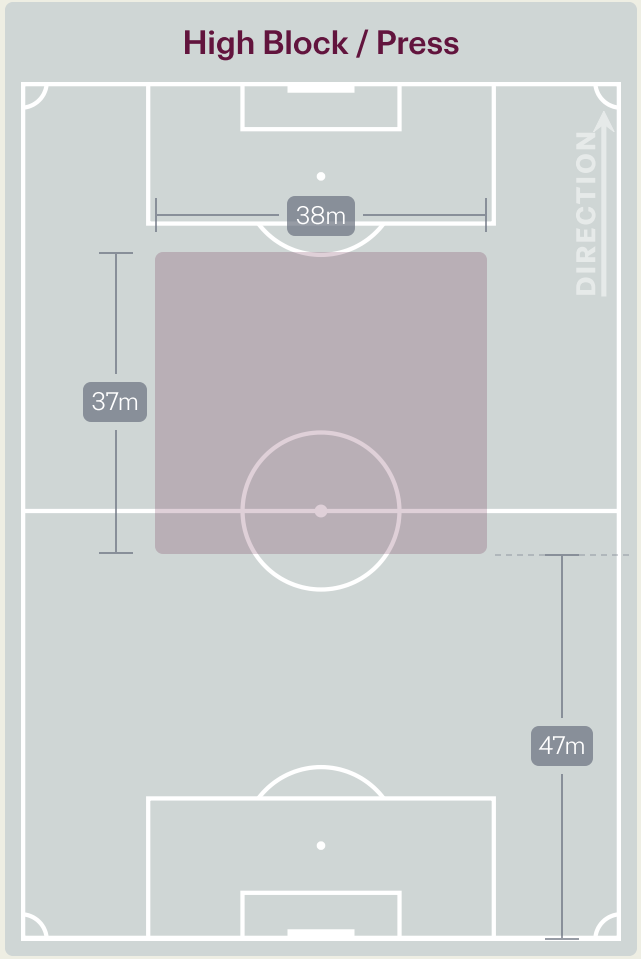

Mid Block

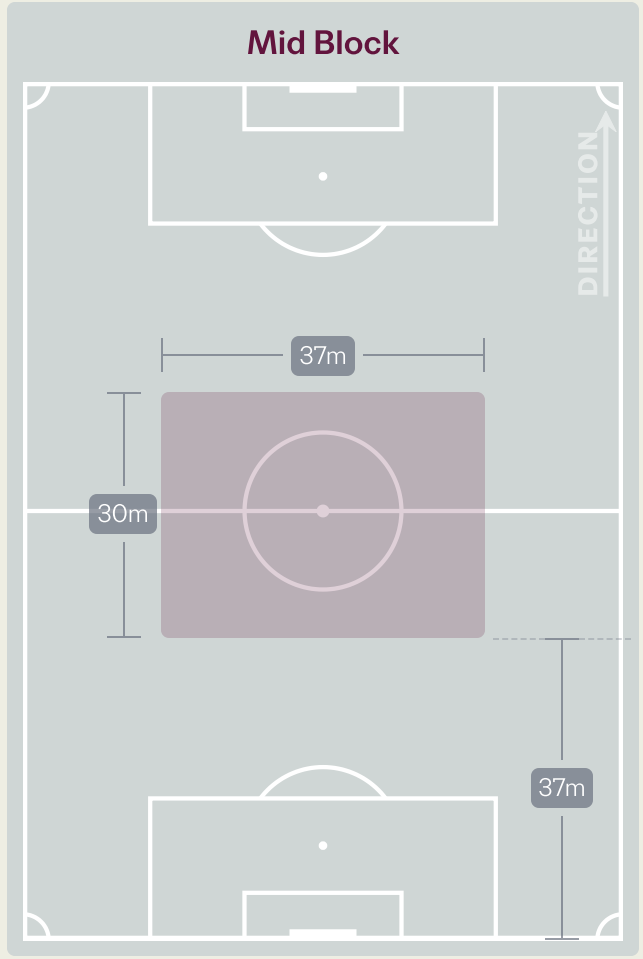

Low Block

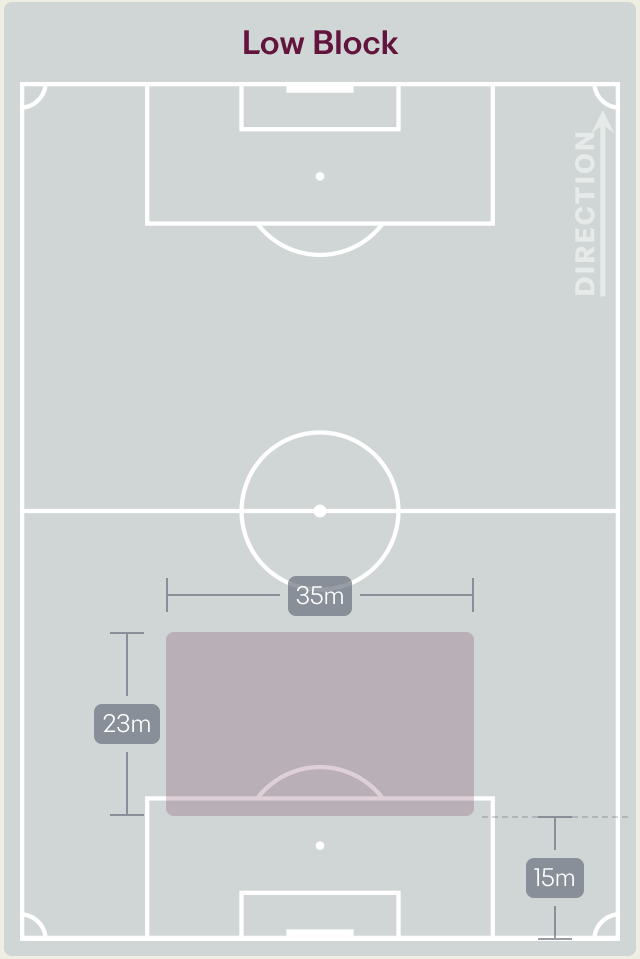

Defensive Line Height & Team Length

Uruguay

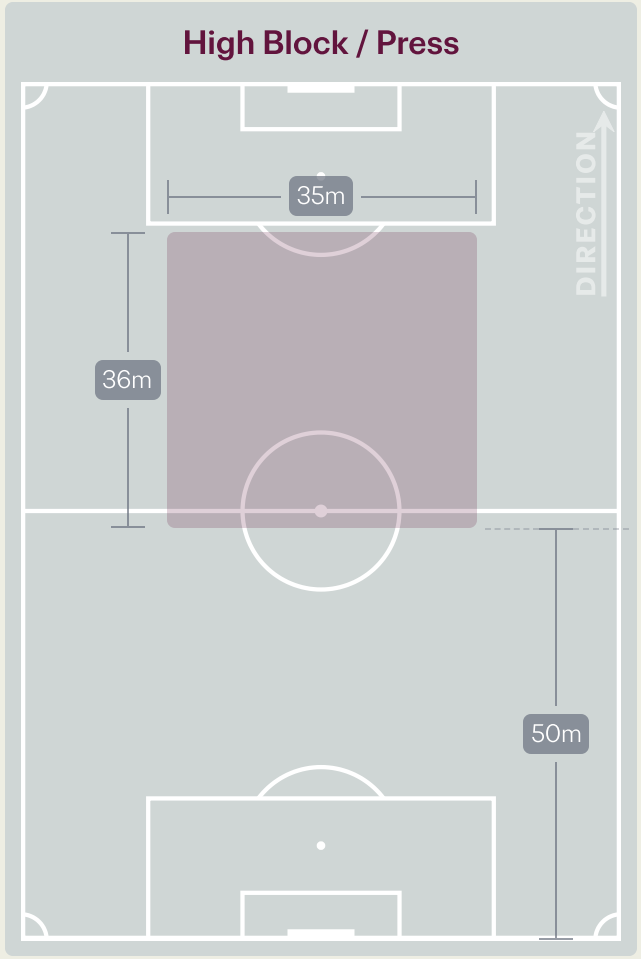

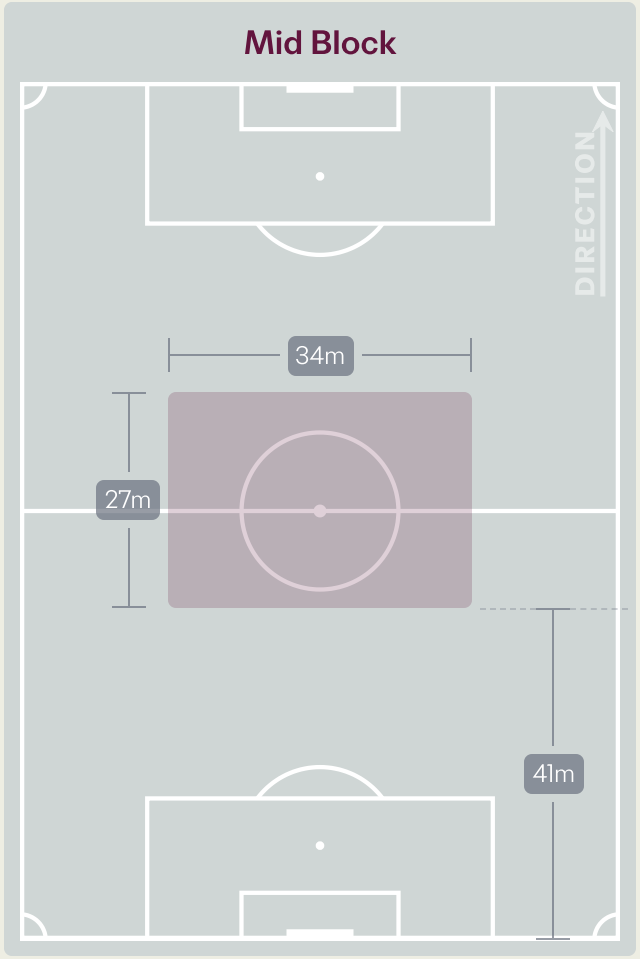

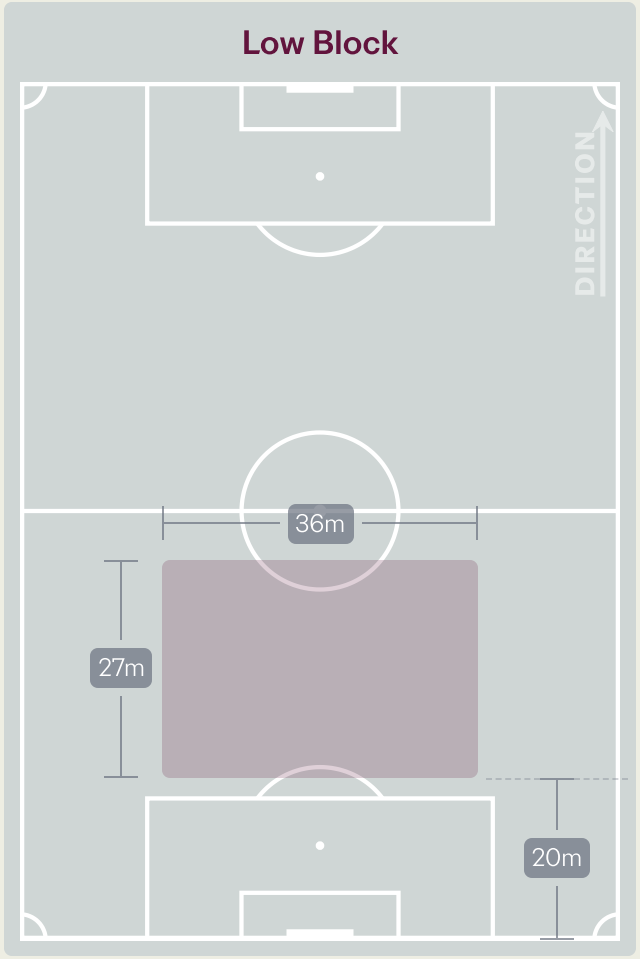

Defensive Pressure

Saudi Arabia

Uruguay

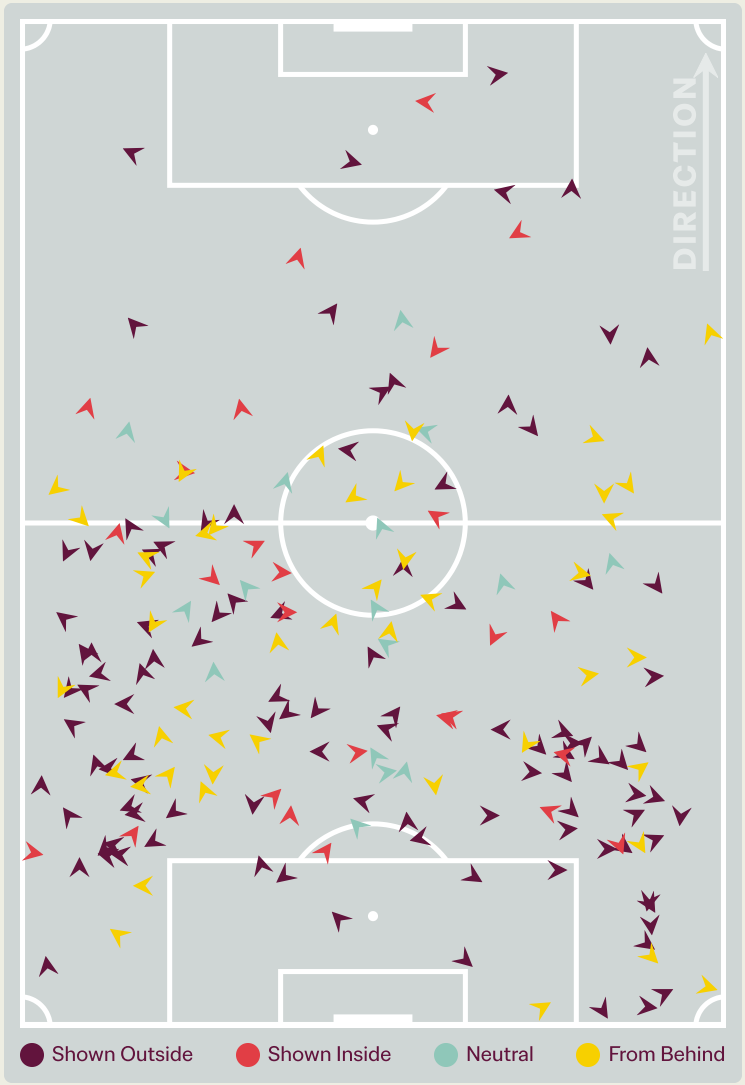

192	Total Pressures	189
41	Direct Pressures	43
1.66s	Avg Pressure Duration	1.52s
45	Forced Turnovers	59
13.2s	Ball Recovery Time	9.34s
87	Pushing on into Pressing	78
132	Pushing on	143
26	Pressing Direction Inside	32
104	Pressing Direction Outside	105

Most Direct Pressures

8

ABDULLAH ALBATLI

DEFENSIVE MIDFIELD CENTRE LEFT

Most Direct Pressures

12

Thiago BRIZUELA

LEFT CENTRE MIDFIELD

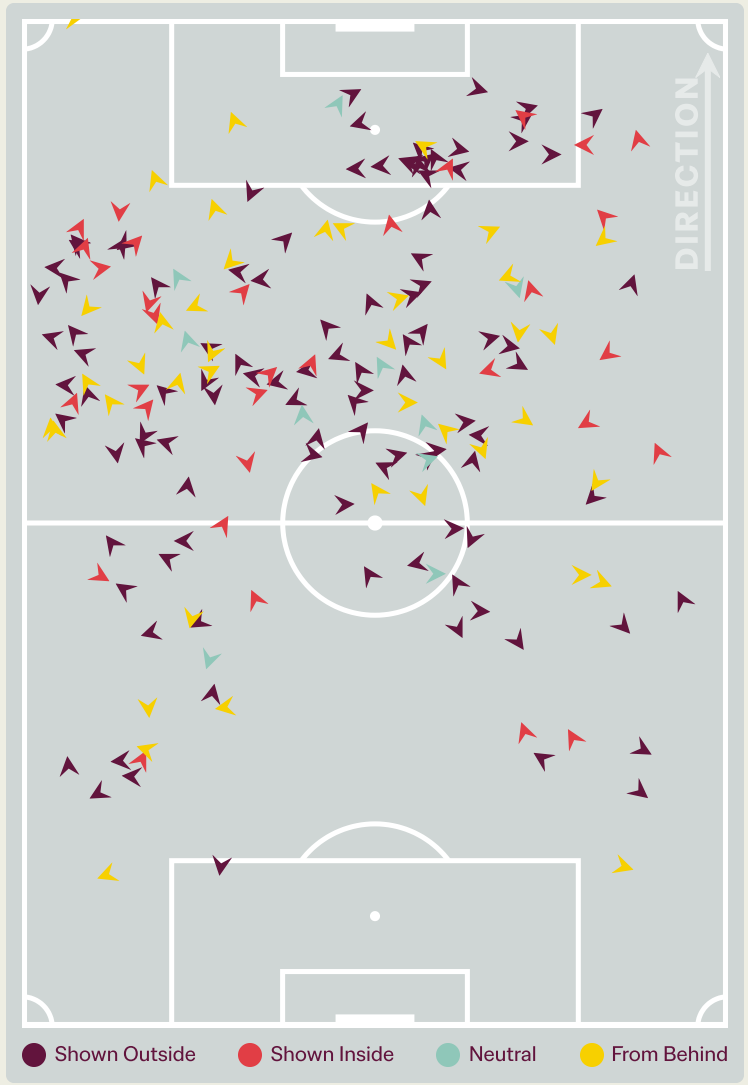

GOALKEEPING




Saudi Arabia v Uruguay

Goalkeeping Involvement

Saudi Arabia

Saudi Arabia GK Involvement Timeline

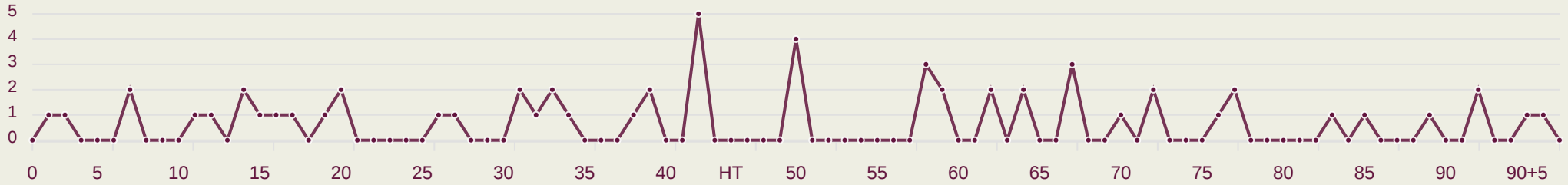

61

Total Involvements

Uruguay

Uruguay GK Involvement Timeline

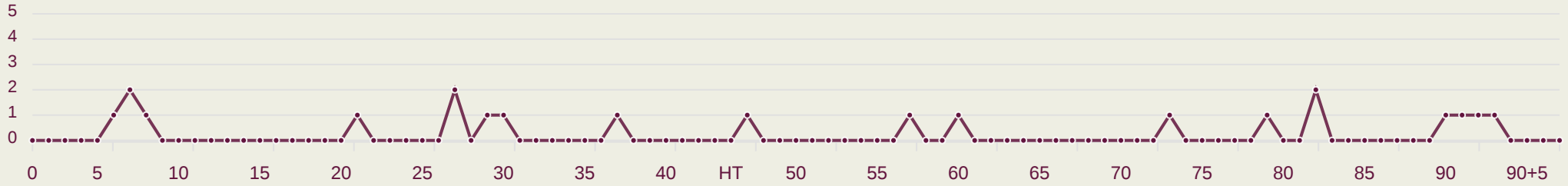

22

Total Involvements

Goalkeeping Distribution

Saudi Arabia

Kick from Feet

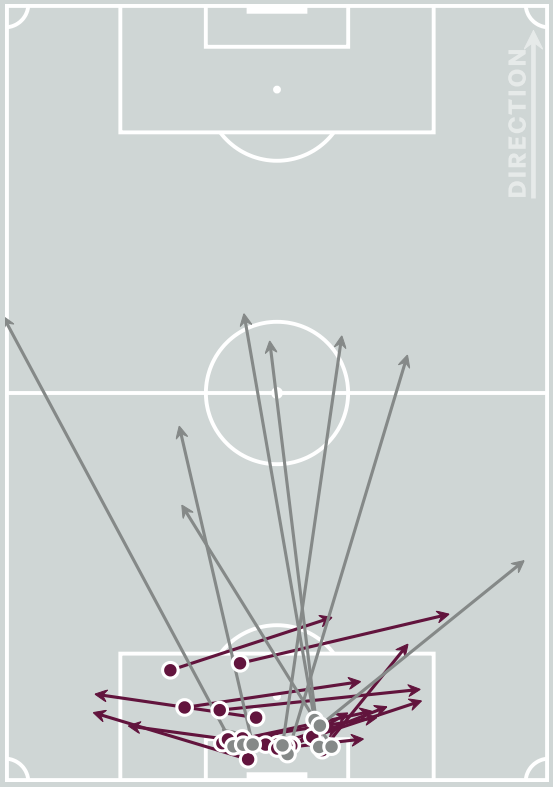

Complete Incomplete

- Play Onto
- Play Into
- Play Around
- Play Through
- Play Beyond
- Other

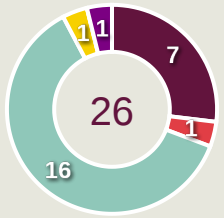

Kick from Hands

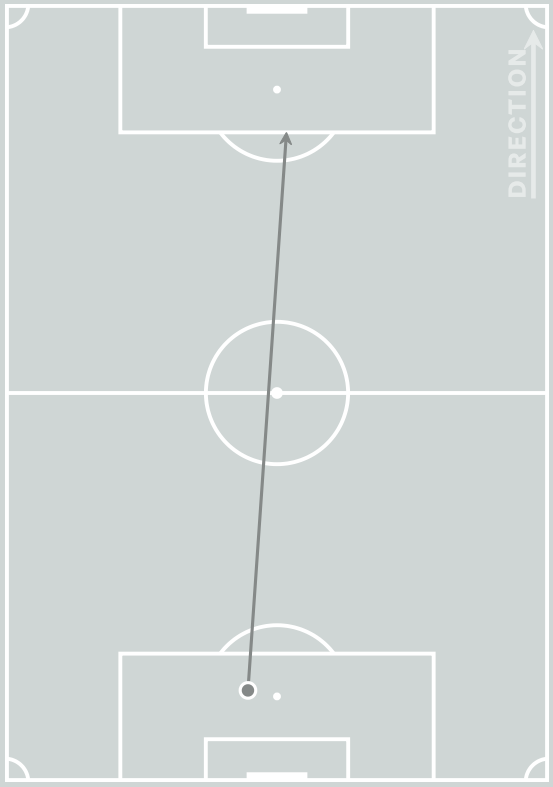

Complete Incomplete

- Side Kick
- From Hands
- Drop Kick

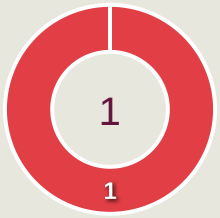

Throw Distribution

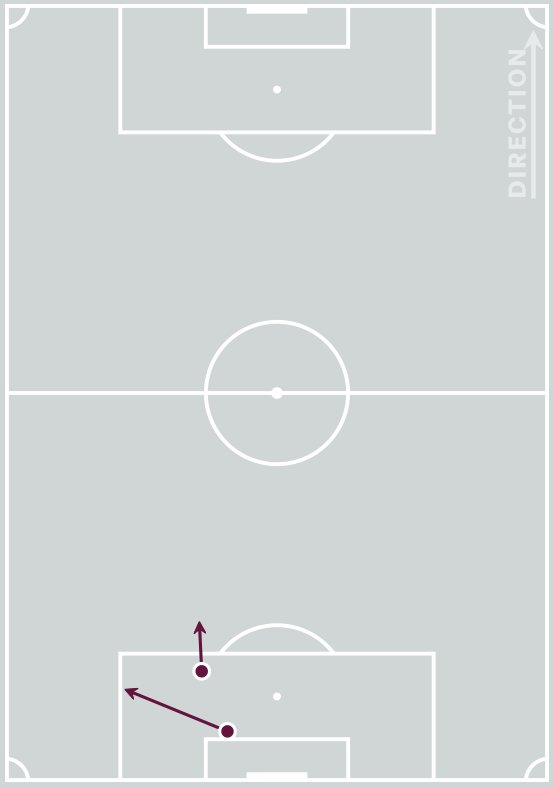

Complete Incomplete

- Over Arm
- Under Arm
- Side Arm
- Chest

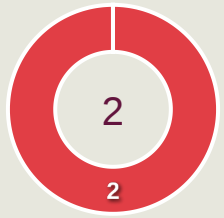

Total Distributions

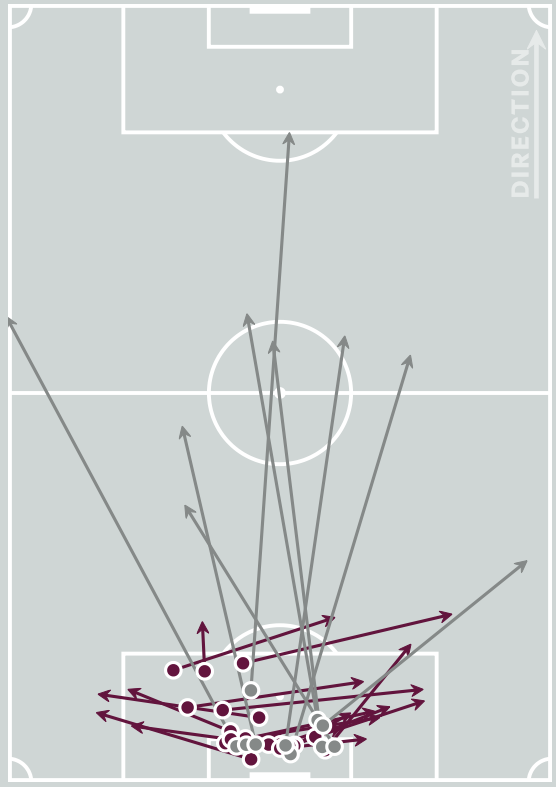

Complete Incomplete

6

Goalkeeper Line Breaks

Goalkeeping Distribution

Uruguay

Kick from Feet

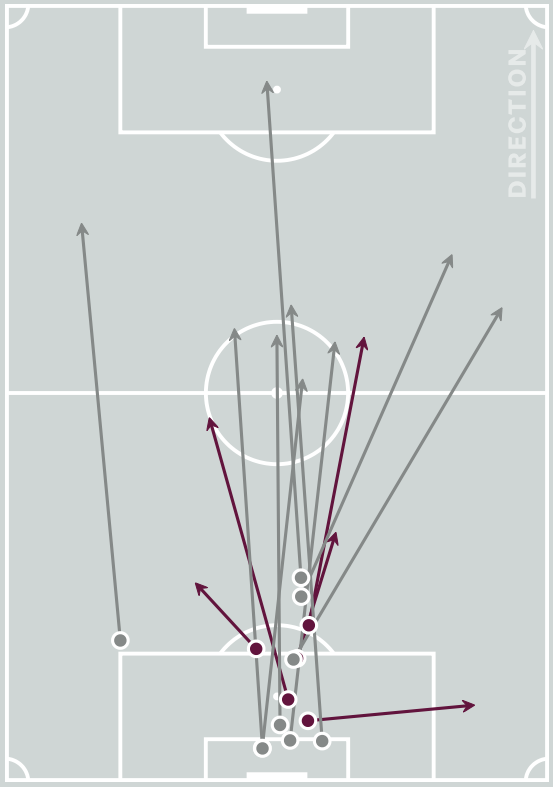

Complete Incomplete

- Play Onto
- Play Into
- Play Around
- Play Through
- Play Beyond
- Other

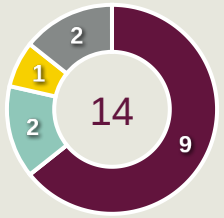

Kick from Hands

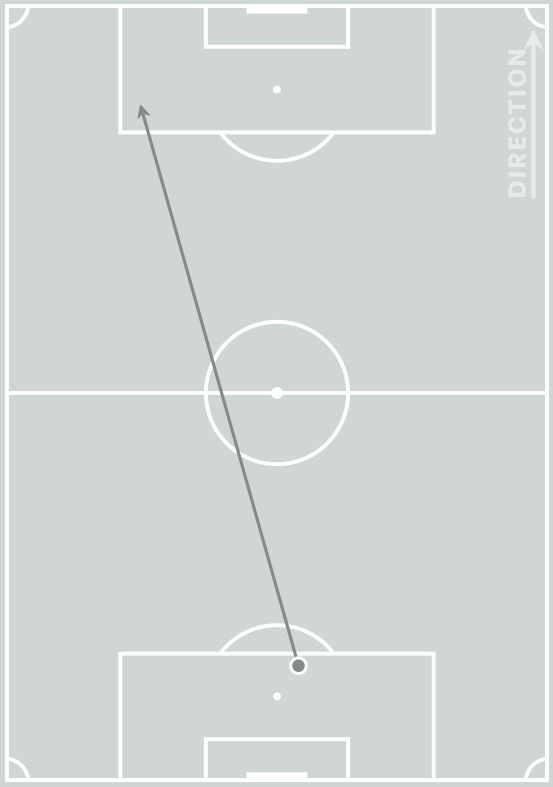

Complete Incomplete

- Side Kick
- From Hands
- Drop Kick

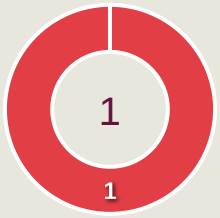

Throw Distribution

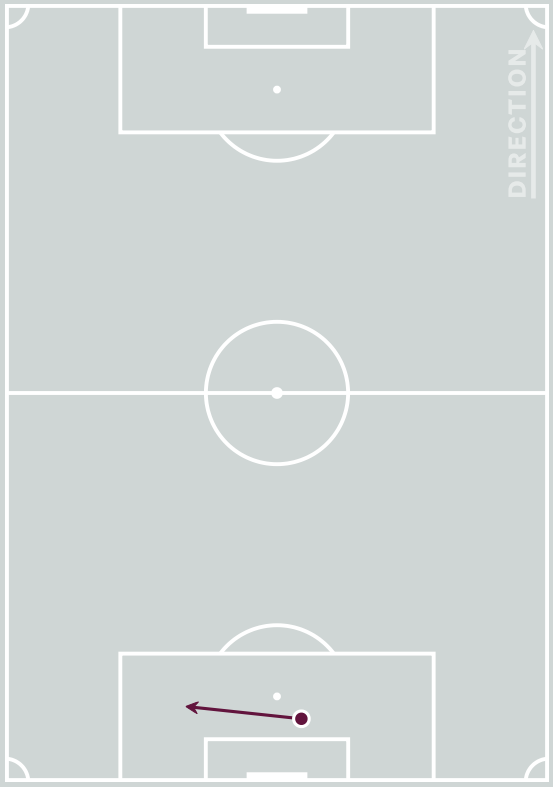

Complete Incomplete

- Over Arm
- Under Arm
- Side Arm
- Chest

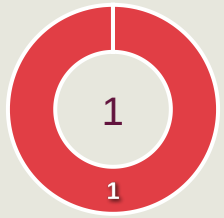

Total Distributions

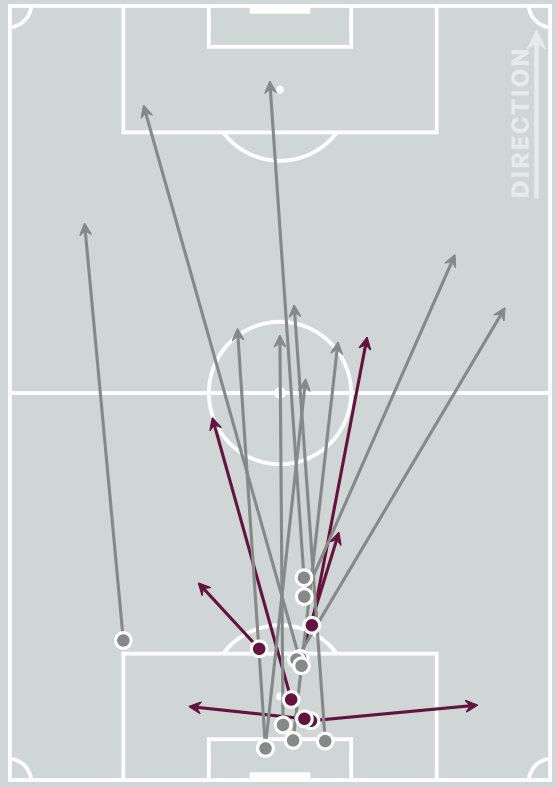

Complete Incomplete

12

Goalkeeper Line Breaks

Goal Prevention

Saudi Arabia

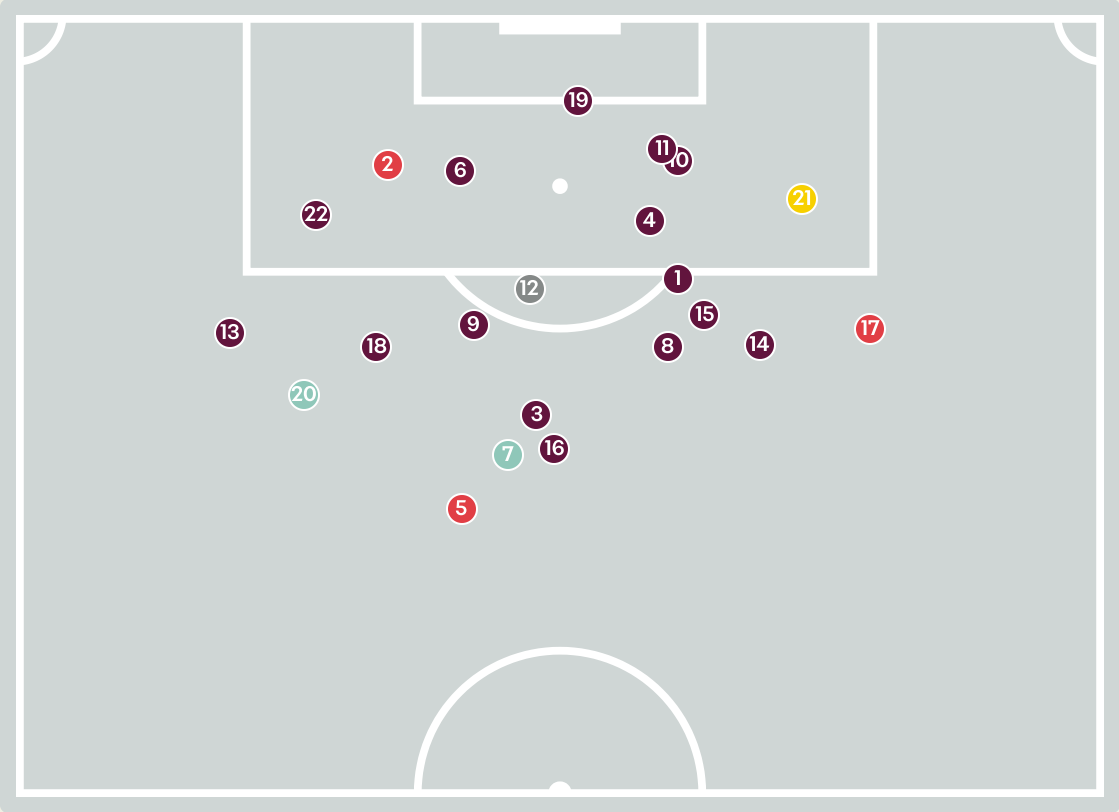

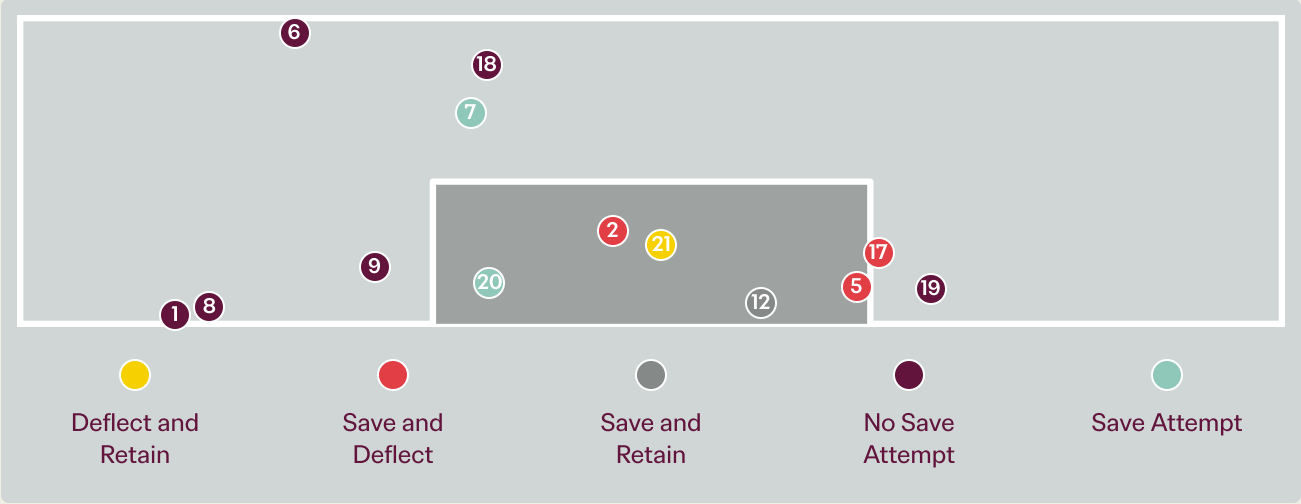

Intervention Type

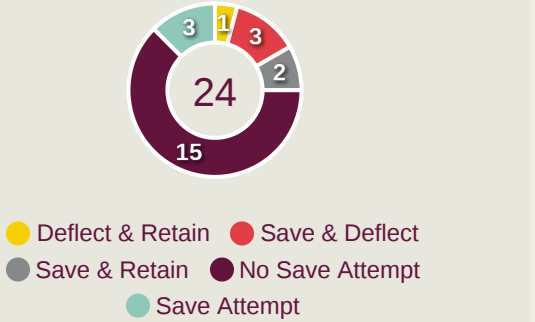

Intervention Body Type

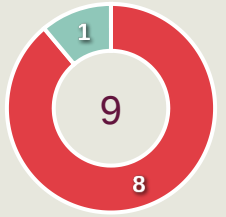

24

Total Attempts on Goal Faced

67

Save %

Total Attempts on Goal Faced	Total Goal Interventions	Save & Retain	Deflect & Retain	Save & Deflect	Save Attempt	No Save Attempt
24	5	2	1	3	3	15

Goal Prevention

Uruguay

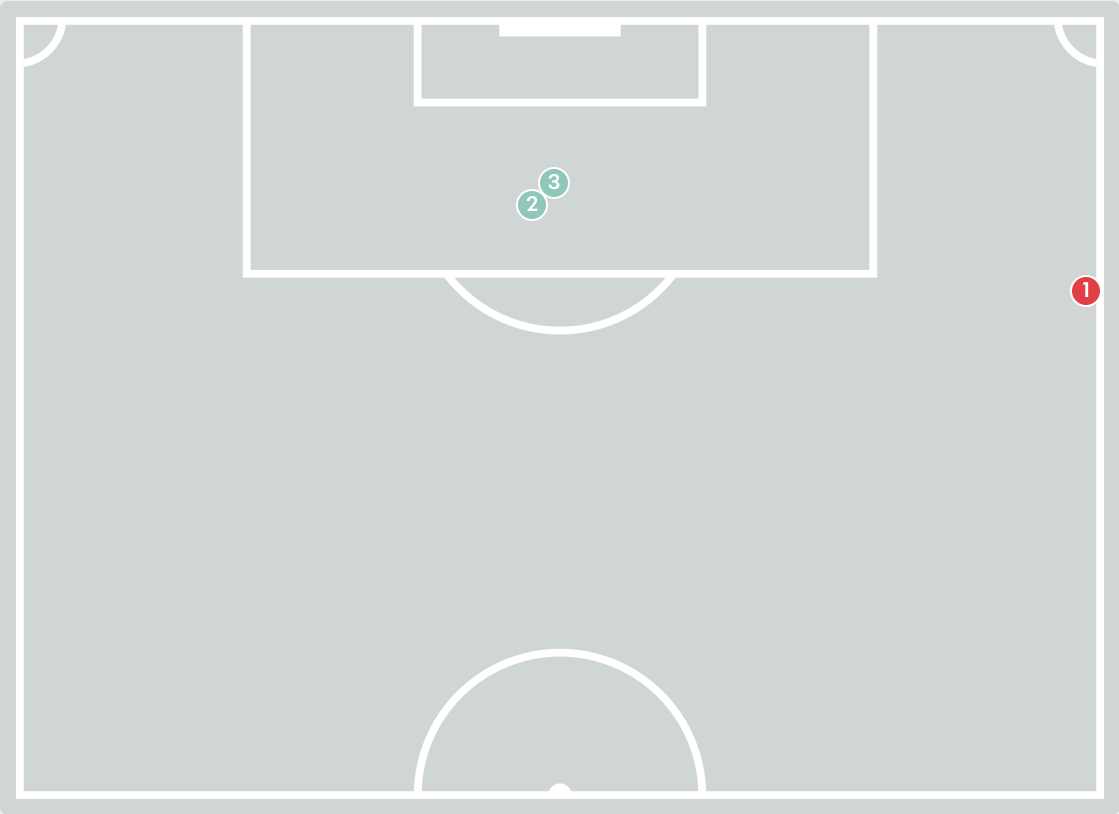

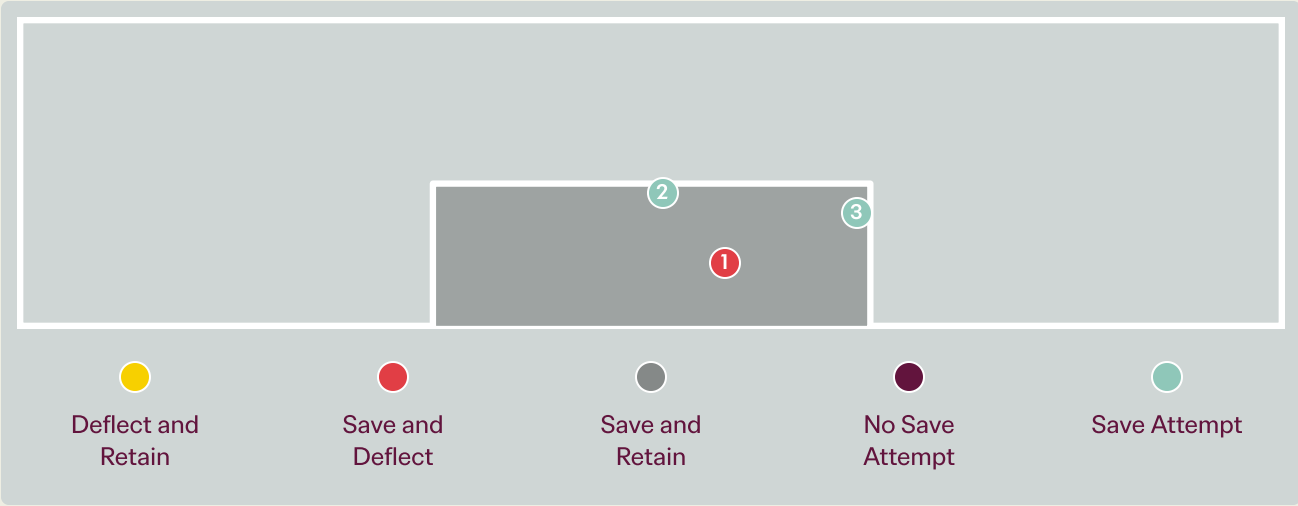

Intervention Type



Intervention Body Type



Total Attempts on Goal Faced	Total Goal Interventions	Save & Retain	Deflect & Retain	Save & Deflect	Save Attempt	No Save Attempt
3	1	0	0	1	2	0

3

Total Attempts on Goal Faced

33

Save %

Aerial Control

Saudi Arabia

4
Total Interventions

1	1	0
Complete	Punches	Incomplete

1	1	0
Complete	Claims	Incomplete

1	2	0
Complete	Tipped/Palmed	Incomplete

Crosses Faced

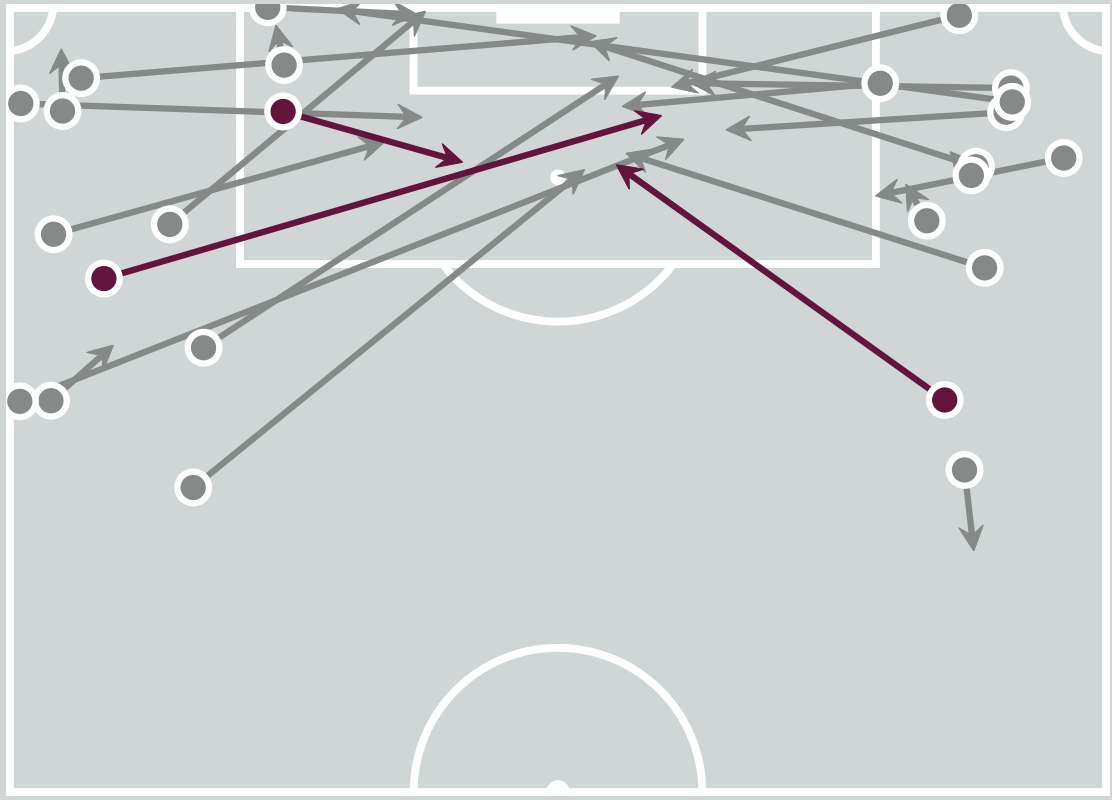

Delivery Types Faced

Total	In Swing	Out Swing	Driven	Lofted	Cutback	Push
37	7	19	0	2	1	8

Aerial Control

Uruguay

0
Total Interventions

0	0	0
Complete	Punches	Incomplete

0	0	0
Complete	Claims	Incomplete

0	0	0
Complete	Tipped/Palmed	Incomplete

Crosses Faced

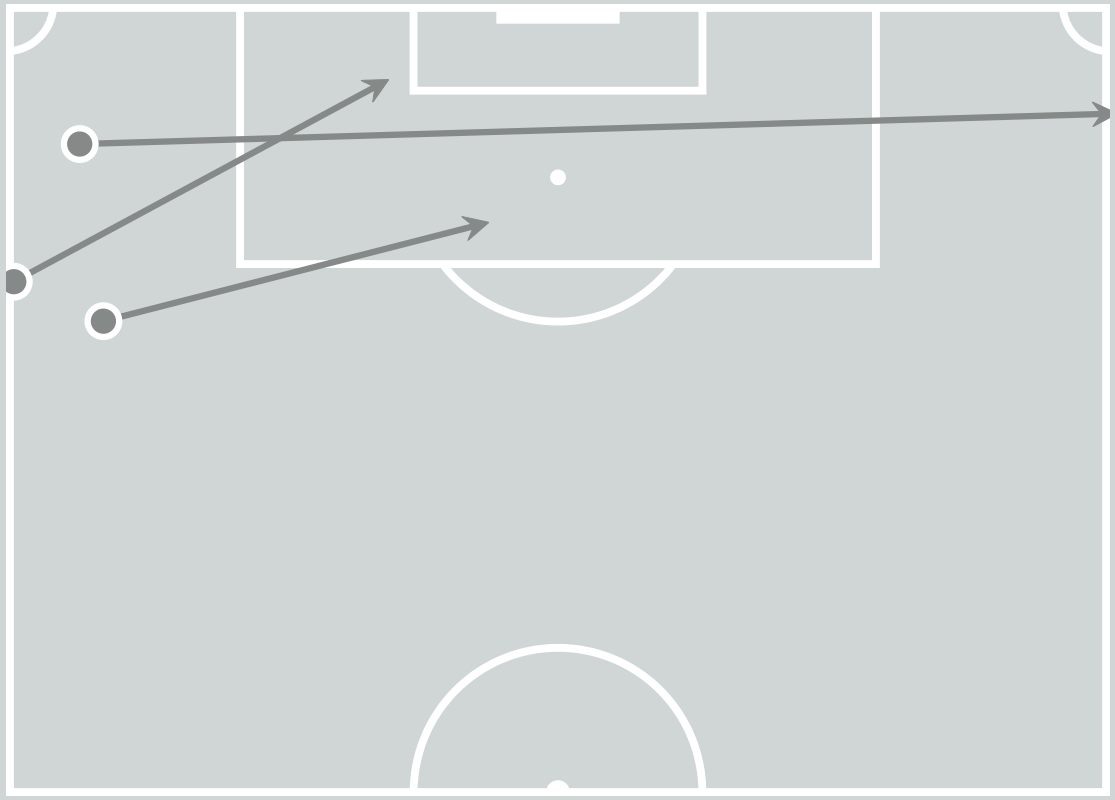

Delivery Types Faced

Total	In Swing	Out Swing	Driven	Lofted	Cutback	Push
5	2	2	0	1	0	0

FIFA U17 WORLD CUP QATAR 2026

SET PLAYS




Saudi Arabia v Uruguay

Set Plays

Saudi Arabia



26
Total Set Plays

12
Total Free Kicks

2
Total Penalties

1
Total Corners

11
Total Throw Ins

Free Kicks	
Type	**Total**
Direct	12
Direct (on target)	1
Direct (off target)	0
Indirect	0

Corners			
Delivery Type	**From Left Side**	**From Right Side**	**Total**
Direct to Area	0	1	1
Short	0	0	0
Edge of Penalty Area	0	0	0

Corners	
Delivery Style	**Total**
Inswing	1
Outswing	0
Driven	0
Lofted	0

Set Plays

Uruguay

41
Total Set Plays

14
Total Free Kicks

0
Total Penalties

11
Total Corners

16
Total Throw Ins

Free Kicks	
Type	**Total**
Direct	12
Direct (on target)	1
Direct (off target)	2
Indirect	2

Corners			
Delivery Type	**From Left Side**	**From Right Side**	**Total**
Direct to Area	6	3	9
Short	1	0	1
Edge of Penalty Area	1	0	1

Corners	
Delivery Style	**Total**
Inswing	5
Outswing	4
Driven	0
Lofted	1

INDIVIDUAL DATA IN POSSESSION




Saudi Arabia v Uruguay

In Possession - Distributions

Saudi Arabia



#	Player	Passes Attempted	Passes Completed	Pass Completion %	Switches of Play	Crosses Attempted	Crosses Completed	Line Breaks Attempted	Line Breaks Completed	Line Break Completion %	Ball Progressions	Take Ons	Step Ins	Attempts at Goal	Goals
21	ABDULLAH ALMAS	29	19	66%	0	0	0	6	0	0%	0	0	0	0	0
3	YAHIA TARIQ	48	40	83%	1	0	0	11	4	36%	1	1	0	0	0
5	JAWAD ALHASHEMALSAYED	36	19	53%	0	0	0	19	6	32%	1	1	0	0	0
6	ABDULRAHMAN ALMAMI	20	15	75%	0	0	0	5	5	100%	1	1	0	0	0
9	FARIS BUSHAQRAA	15	7	47%	0	0	0	4	1	25%	1	1	0	2	2
10	ABDULLAH ALDAWSARI	29	18	62%	1	1	0	10	6	60%	1	1	0	0	0
12	MARWAN ALYAMI	41	35	85%	0	0	0	14	10	71%	5	4	1	0	0
13	AMMAR MAIMANI	9	7	78%	0	1	0	4	1	25%	2	2	0	0	0
17	SHAMAN ALKAHTANI	32	22	69%	0	1	0	5	5	100%	6	6	0	1	0
18	ABDULLAH ALBATLI	43	36	84%	0	1	0	9	5	56%	0	0	0	0	0
19	ZAID ALBURI	9	4	44%	0	1	0	2	0	0%	0	0	0	0	0
4	NAWAF ALHUWAYRI	8	6	75%	1	0	0	6	4	67%	0	0	0	0	0
8	SULTAN BINMAHRI	9	7	78%	0	0	0	1	0	0%	0	0	0	0	0
15	HAMED MOHAMMED	1	0	0%	0	0	0	0	0	0%	0	0	0	0	0
20	HAMAD ALSHAMMARI	7	4	57%	0	0	0	2	1	50%	1	0	1	0	0

In Possession - Offers & Receptions

Saudi Arabia

			Offer movement types						
#	Player	Total Offers	In Front	In Between	Out to In	In to Out	In Behind	No Movement	Offers Received
21	ABDULLAH ALMAS	1	0	0	0	0	0	1	0
3	YAHIA TARIQ	1	0	0	0	0	0	1	0
5	JAWAD ALHASHEMALSAYED	0	0	0	0	0	0	0	0
6	ABDULRAHMAN ALMAMI	13	6	6	0	0	1	0	3
9	FARIS BUSHAQRAA	19	0	5	0	0	14	0	1
10	ABDULLAH ALDAWSARI	12	0	0	0	1	9	2	3
12	MARWAN ALYAMI	8	2	3	0	0	1	2	2
13	AMMAR MAIMANI	10	3	3	0	1	2	1	1
17	SHAMAN ALKAHTANI	12	1	0	0	0	2	9	7
18	ABDULLAH ALBATLI	19	15	0	0	0	0	4	8
19	ZAID ALBURI	8	0	1	0	1	3	3	2
4	NAWAF ALHUWAYRI	0	0	0	0	0	0	0	0
8	SULTAN BINMAHRI	10	5	4	0	1	0	0	4
15	HAMED MOHAMMED	4	0	1	0	0	3	0	0
20	HAMAD ALSHAMMARI	8	0	4	0	1	2	1	2

In Possession - Distributions

Uruguay



#	Player	Passes Attempted	Passes Completed	Pass Completion %	Switches of Play	Crosses Attempted	Crosses Completed	Line Breaks Attempted	Line Breaks Completed	Line Break Completion %	Ball Progressions	Take Ons	Step Ins	Attempts at Goal	Goals
1	Luis MACHIN	16	6	38%	0	0	0	12	3	25%	0	0	0	0	0
3	Lautaro MUNIZ	28	25	89%	0	2	1	9	5	56%	0	0	0	0	0
4	Dahel GUEDES	35	30	86%	0	1	0	10	7	70%	4	3	1	1	0
5	Pablo BARREIRO	23	21	91%	0	9	2	10	7	70%	4	3	1	5	1
6	Felipe DE LEON	40	31	78%	0	5	1	20	13	65%	2	1	1	1	0
8	Ramiro GARCIA	25	21	84%	0	5	0	5	4	80%	0	0	0	1	0
9	Juan GANCHEFF	19	15	79%	0	0	0	5	4	80%	1	1	0	3	0
10	Thiago BRIZUELA	26	21	81%	0	4	0	4	2	50%	7	7	0	4	0
11	Alan SOARES DE LIMA	27	17	63%	0	9	1	11	9	82%	9	8	1	4	0
13	Johann FERNANDEZ	40	32	80%	0	0	0	25	17	68%	7	3	4	0	0
17	Facundo SALDANA	9	7	78%	0	1	0	2	2	100%	2	2	0	1	0
2	Gabriel DA SILVA	5	3	60%	0	0	0	2	2	100%	0	0	0	0	0
15	Bruno BUENO	0	0	0%	0	0	0	0	0	0%	0	0	0	0	0
18	Facundo RODRIGUEZ	8	8	100%	0	0	0	3	3	100%	1	1	0	1	1
19	Matteo CORREIA	2	2	100%	0	0	0	0	0	0%	0	0	0	1	0
20	Nicolas RODRIGUEZ	18	15	83%	0	1	0	4	1	25%	1	1	0	0	0

In Possession - Offers & Receptions

Uruguay

			Offer movement types						
#	Player	Total Offers	In Front	In Between	Out to In	In to Out	In Behind	No Movement	Offers Received
1	Luis MACHIN	1	0	0	0	0	0	1	1
3	Lautaro MUNIZ	8	2	0	0	0	2	4	6
4	Dahel GUEDES	32	12	6	1	0	6	7	14
5	Pablo BARREIRO	27	17	1	0	2	3	4	8
6	Felipe DE LEON	10	2	0	0	0	3	5	6
8	Ramiro GARCIA	26	9	8	1	1	2	5	14
9	Juan GANCHEFF	24	0	11	1	0	12	0	4
10	Thiago BRIZUELA	14	2	5	0	2	5	0	2
11	Alan SOARES DE LIMA	32	3	2	1	2	13	11	15
13	Johann FERNANDEZ	6	2	0	0	0	1	3	3
17	Facundo SALDANA	8	0	0	0	0	6	2	0
2	Gabriel DA SILVA	5	0	0	0	0	0	5	1
15	Bruno BUENO	1	1	0	0	0	0	0	0
18	Facundo RODRIGUEZ	9	5	2	0	0	2	0	2
19	Matteo CORREIA	2	0	1	0	0	1	0	1
20	Nicolas RODRIGUEZ	13	9	2	0	0	0	2	6

INDIVIDUAL DATA
OUT OF POSSESSION




Saudi Arabia v Uruguay

Out of Possession

Saudi Arabia

#	Player	Tackles Made / Won	Blocks	Interceptions	Pressing Direct	Pressing Indirect	Duels Won - Aerial	Duels Won - Physical	Possession Contests won	Clearances	Loose Ball Receptions	Pushing On	Pushing On into Pressing	Possession Regains	Possession Interrupted
21	ABDULLAH ALMAS	0 / 0	0	0	0	0	0	0	0	0	3	0	0	7	0
3	YAHIA TARIQ	2 / 2	7	0	1	0	1	0	2	10	2	1	1	8	10
5	JAWAD ALHASHEMALSAYED	0 / 0	1	2	0	1	1	0	1	4	6	1	0	4	2
6	ABDULRAHMAN ALMAMI	2 / 0	2	0	2	3	5	0	6	8	6	4	2	7	7
9	FARIS BUSHAQRAA	4 / 1	3	0	4	26	3	1	4	3	4	25	17	3	4
10	ABDULLAH ALDAWSARI	8 / 1	2	0	4	23	0	0	0	2	9	14	12	2	3
12	MARWAN ALYAMI	6 / 1	4	1	6	16	2	0	3	8	4	17	12	8	8
13	AMMAR MAIMANI	6 / 4	3	0	2	18	1	0	1	5	3	24	16	7	3
17	SHAMAN ALKAHTANI	1 / 1	2	0	7	15	0	0	0	3	9	7	6	1	2
18	ABDULLAH ALBATLI	4 / 1	2	1	8	18	4	0	6	4	9	12	4	7	7
19	ZAID ALBURI	1 / 1	1	1	5	18	0	0	1	3	4	21	13	3	3
4	NAWAF ALHUWAYRI	0 / 0	0	0	0	1	1	0	1	1	2	0	0	0	1
8	SULTAN BINMAHRI	0 / 0	1	1	0	5	0	0	0	0	1	1	1	1	1
15	HAMED MOHAMMED	0 / 0	0	0	0	0	0	0	0	0	0	0	0	0	0
20	HAMAD ALSHAMMARI	2 / 1	0	0	2	7	0	0	0	0	0	5	3	1	0

Out of Possession

Uruguay



#	Player	Tackles Made / Won	Blocks	Interceptions	Pressing Direct	Pressing Indirect	Duels Won - Aerial	Duels Won - Physical	Possession Contests won	Clearances	Loose Ball Receptions	Pushing On	Pushing On into Pressing	Possession Regains	Possession Interrupted
1	Luis MACHIN	0 / 0	0	0	0	0	0	0	0	0	1	0	0	4	0
3	Lautaro MUNIZ	0 / 0	2	1	0	1	2	0	2	8	6	5	1	4	6
4	Dahel GUEDES	2 / 0	0	1	0	5	0	0	0	2	6	9	3	1	2
5	Pablo BARREIRO	5 / 2	3	0	8	9	2	0	2	9	9	14	1	5	8
6	Felipe DE LEON	2 / 0	4	3	8	6	2	0	2	3	15	12	7	5	4
8	Ramiro GARCIA	2 / 1	1	0	1	6	0	0	0	0	3	8	2	3	0
9	Juan GANCHEFF	2 / 1	4	1	3	52	3	0	3	0	7	35	30	4	0
10	Thiago BRIZUELA	6 / 0	3	0	12	12	2	1	4	1	7	11	6	2	5
11	Alan SOARES DE LIMA	1 / 0	1	0	3	7	1	0	1	1	9	8	3	1	2
13	Johann FERNANDEZ	1 / 0	1	2	1	2	3	0	5	4	8	9	2	8	3
17	Facundo SALDANA	3 / 0	1	0	2	14	0	0	0	0	5	10	8	1	1
2	Gabriel DA SILVA	1 / 0	0	1	1	1	0	0	0	2	0	2	1	2	2
15	Bruno BUENO	0 / 0	0	0	0	1	1	0	1	0	0	2	1	0	0
18	Facundo RODRIGUEZ	2 / 1	3	0	2	7	1	0	1	1	3	4	3	3	3
19	Matteo CORREIA	0 / 0	0	0	0	21	1	0	1	0	0	11	10	0	0
20	Nicolas RODRIGUEZ	2 / 0	0	2	2	2	0	0	0	1	6	3	0	3	2

INDIVIDUAL DATA
PHYSICAL




Saudi Arabia v Uruguay

Physical Data

Saudi Arabia

#	Player	Total Distance (m)	Zone 1: 0-7 km/h (m)	Zone 2: 7-15 km/h (m)	Zone 3: 15-20 km/h (m)	Zone 4: 20-25 km/h (m)	Zone 5: 25+ km/h (m)	High Speed Runs (Zone 3)	Sprints (Zone 4 & 5)	Top Speed (km/h)
21	ABDULLAH ALMAS	3752.0	3133.0	590.3	24.6	4.1	0	2.0	0	20.5
3	YAHIA TARIQ	9120.1	3646.1	4313.0	915.3	232.5	13.2	79.0	16.0	25.5
5	JAWAD ALHASHEMALSAYED	8193.6	3463.7	3533.6	921.5	215.7	59.1	84.0	19.0	29.7
6	ABDULRAHMAN ALMAMI	8097.6	2665.7	3879.9	1283.3	244.4	24.3	118.0	18.0	32.6
9	FARIS BUSHAQRAA	9044.6	3465.7	3710.4	1271.9	533.7	62.8	120.0	38.0	30.4
10	ABDULLAH ALDAWSARI	10303.7	3264.3	4732.7	1582.7	552.1	171.8	129.0	43.0	33.7
12	MARWAN ALYAMI	9118.6	3226.1	4365.3	961.4	457.6	108.2	98.0	31.0	30.6
13	AMMAR MAIMANI	9513.2	3332.7	4254.1	1236.1	525.3	165.0	121.0	39.0	31.3
17	SHAMAN ALKAHTANI	10432.2	3546.0	4775.5	1654.7	357.3	98.8	145.0	27.0	29.9
18	ABDULLAH ALBATLI	10890.2	3299.4	5066.2	1950.7	462.7	111.0	163.0	32.0	30.3
19	ZAID ALBURI	7162.9	2508.6	2990.0	948.5	544.9	170.9	84.0	35.0	31.7
4	NAWAF ALHUWAYRI	1094.9	303.4	459.6	241.3	30.3	60.3	17.0	2.0	31.0
8	SULTAN BINMAHRI	2488.4	647.0	1259.0	470.7	96.5	15.3	35.0	9.0	26.9
15	HAMED MOHAMMED	1090.1	294.0	561.3	176.3	45.9	12.6	15.0	5.0	26.4
20	HAMAD ALSHAMMARI	3358.7	1050.2	1522.0	580.7	150.4	55.5	46.0	11.0	30.1

Physical Data

Uruguay



#	Player	Total Distance (m)	Zone 1: 0-7 km/h (m)	Zone 2: 7-15 km/h (m)	Zone 3: 15-20 km/h (m)	Zone 4: 20-25 km/h (m)	Zone 5: 25+ km/h (m)	High Speed Runs (Zone 3)	Sprints (Zone 4 & 5)	Top Speed (km/h)
1	Luis MACHIN	4000.4	3151.6	783.2	58.3	7.2	0	5.0	1.0	23.2
3	Lautaro MUNIZ	9431.8	3736.0	3779.4	1300.7	547.5	68.2	115.0	37.0	30.2
4	Dahel GUEDES	7008.4	2825.9	2864.1	849.9	364.5	104.0	79.0	24.0	28.6
5	Pablo BARREIRO	8552.5	3280.0	3981.3	776.4	345.9	168.9	67.0	26.0	32.6
6	Felipe DE LEON	10224.5	3729.8	4687.2	1282.3	366.6	158.6	102.0	29.0	31.7
8	Ramiro GARCIA	6851.0	2182.5	2956.9	1202.0	381.6	128.1	106.0	28.0	29.6
9	Juan GANCHEFF	7967.6	2554.5	3654.0	1103.9	476.1	179.1	104.0	38.0	34.0
10	Thiago BRIZUELA	9117.3	3391.6	4170.0	1145.1	322.1	88.6	111.0	31.0	30.0
11	Alan SOARES DE LIMA	9179.6	3746.4	3601.2	1250.9	403.0	178.1	103.0	34.0	31.6
13	Johann FERNANDEZ	9666.0	3306.4	4545.9	1235.4	466.5	111.8	108.0	34.0	31.5
17	Facundo SALDANA	6061.0	2360.0	2501.6	857.7	238.2	103.4	73.0	20.0	33.2
2	Gabriel DA SILVA	2261.1	854.0	1084.5	245.0	71.5	6.2	20.0	6.0	25.1
15	Bruno BUENO	1044.9	302.2	566.0	130.7	37.8	8.1	10.0	3.0	26.6
18	Facundo RODRIGUEZ	3969.2	1274.7	1777.8	687.1	194.7	34.9	67.0	16.0	29.1
19	Matteo CORREIA	2576.3	734.1	1085.5	463.3	207.6	85.8	37.0	15.0	29.8
20	Nicolas RODRIGUEZ	3654.5	1118.9	1862.9	510.9	128.2	33.5	49.0	11.0	29.0


FIFA
U17
WORLD CUP
QATAR 2026