FIFA U17 WORLD CUP QATAR 2026

POST MATCH SUMMARY REPORT

France 3 - 1 Haiti

Group D - Match 7
19 November 2026
16:00 Kick Off
Aspire Zone - Pitch 9 - Adel Malalla

19 November 2026 - Aspire Zone - Pitch 9 - Adel Malalla - 16:00

Match Summary - Teams

France

3 – 1

Haiti

STARTING

1	GK	Thao MOUAPA		
2	DF	Mathis CHAMBON		
3	DF	Firmin THETIOT		
5	DF	Mohamed SYLLA		
6	MF	Idrissa DIA		
9	FW	Aly TRAORE	↓ 45'	
10	MF	Noah LOUFOUNDOU	↓ 77'	
11	FW	Loan MERRIFIELD	⚽ 5'	⚽ 41' ↓ 67'
15	DF	Leo LEMAITRE		
17	MF	Aymen AMAAOUCH	↓ 83'	
20	FW	Mamadou MEITE	↓ 45'	

SUBSTITUTES

16	GK	Axel DECRENISSE		
21	GK	Pierre REALE		
4	DF	Noa LANGO		
7	FW	Noha TIEHI	↑ 45'	⚽ 47'
8	DF	Shai ETAME	↑ 83'	
12	DF	Evan LETROUIT		
13	FW	Seydou KONATE	↑ 45'	
14	FW	Djeewing ILPHONSE	↑ 67'	
18	DF	Louis FOUBLE	↑ 77'	
19	DF	Mohamed KAMAGATE		

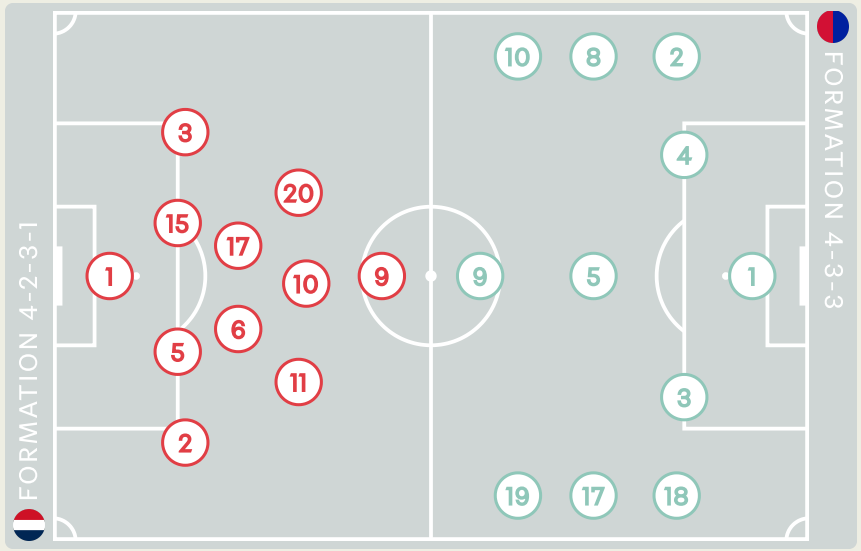

STARTING

Clifford GENE	GK	1		
↓ 74'	Guivens BARJON	DF	2	
Leonardo DIEUJUSTE	DF	3		
Stanley LOUIS	DF	4		
Miguel JOSEPH	MF	5		
↓ 64'	60' Mickenley CHERY	MF	8	
↓ 65'	Marvenly EXILAS	FW	9	
↓ 87'	Emerson LAISSE	MF	10	
Germisson CHERY	MF	17		
Jourdlyn CLERVIUS	DF	18		
↓ 87'	Stephen RAMOS	FW	19	

SUBSTITUTES

Stephane GILLES	GK	12		
Fred JOSME	GK	21		
↑ 74'	Danrick DALCE	MF	6	
Rolf JULIEN	MF	7		
↑ 87'	Lehandro FILS AIME	FW	11	
Miles SMITH	FW	13		
↑ 65'	Widlet JEAN SIMON	FW	14	
↑ 87'	Nohe CHEVRY	MF	15	
Sonson JEAN BAPTISTE	DF	16		
⚽ 88'	↑ 64' Macenat PROPHETE	FW	20	

Distribution in the Final Third

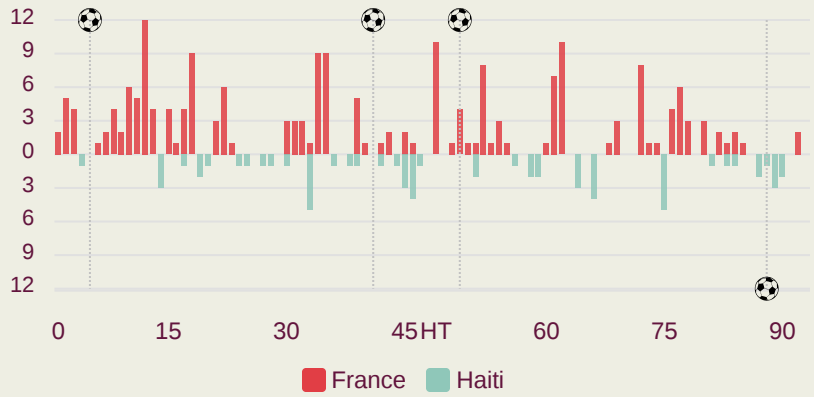

19 November 2026 - Aspire Zone - Pitch 9 - Adel Malalla - 16:00

Match Summary - Key Statistics



France

3 — 1

Haiti



Possession

Total	53.2%	7.9%	38.9%	Total
3	Goals			1
1.66	xG (Expected Goals)			0.22
17 (6)	Attempts at Goal (On Target)			4 (3)
526 (473)	Total Passes (Complete)			385 (301)
90 %	Pass Completion %			78 %
108	Completed Line Breaks			67
16	Defensive Line Breaks			7
173	Receptions in the Final Third			37
21	Crosses			10
34	Ball Progressions			27
232 (53)	Defensive Pressures Applied (Direct Pressures)			283 (53)
38	Forced Turnovers			40
77	Second Balls			71
114.2 km	Total Distance Covered			110.7 km
5.3 km	Zone 4 – Low Speed Sprinting: 20-25 km/h			4.4 km

19 November 2026 - Aspire Zone - Pitch 9 - Adel Malalla - 16:00

France

Phases of Play

Haiti

IN POSSESSION



OUT OF POSSESSION



IN POSSESSION




France v Haiti

In Possession Line Height & Team Length

France

Build Up Low

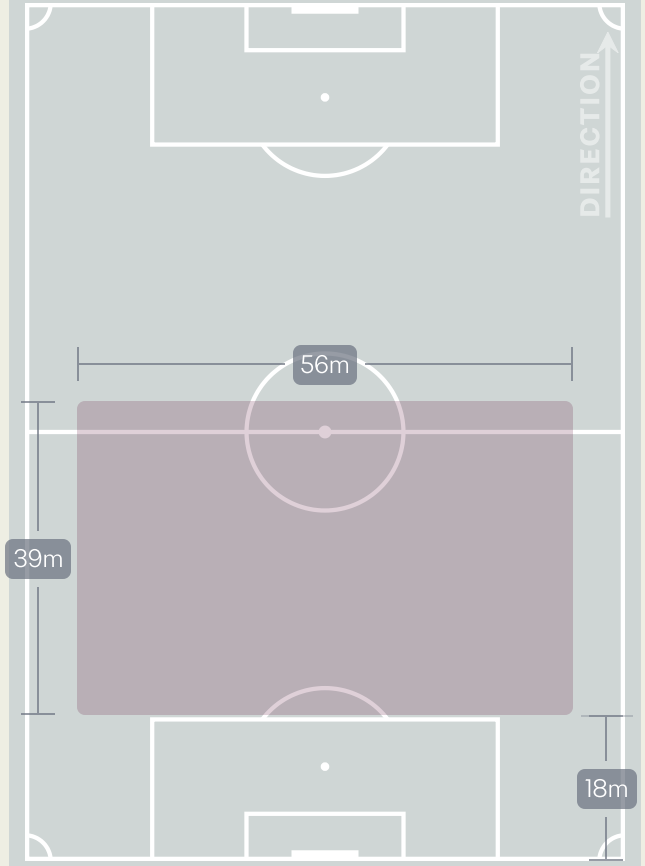

Build Up Mid

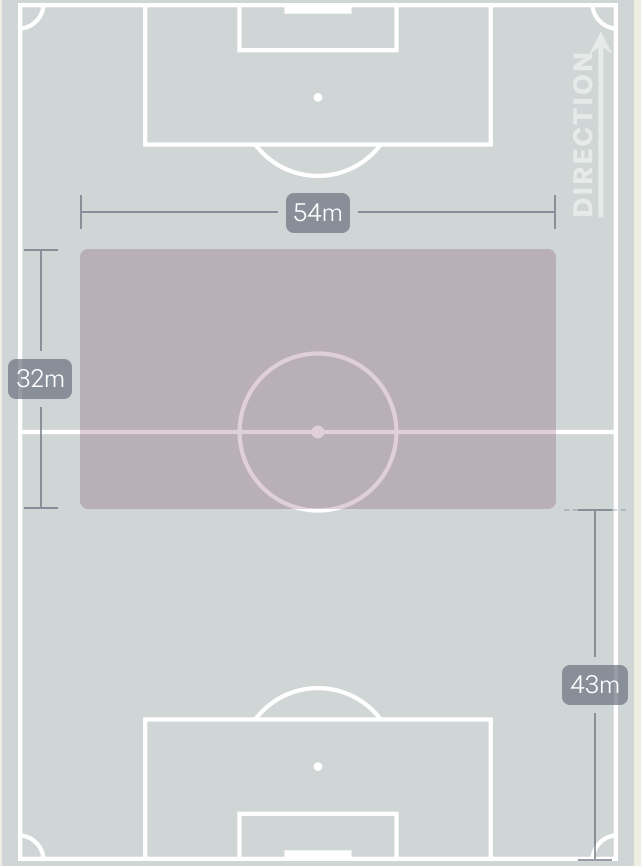

Final Third Phase

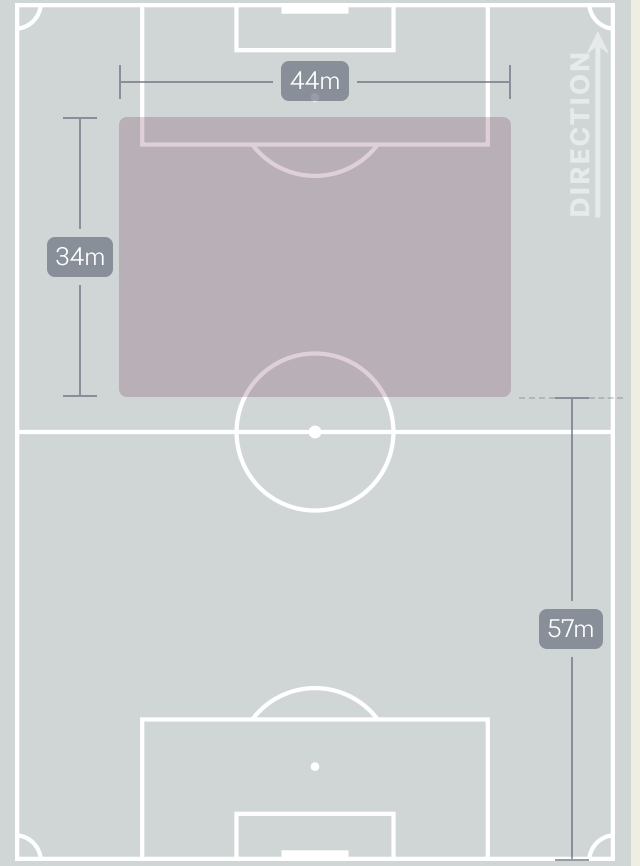

In Possession Line Height & Team Length

Haiti

Build Up Low

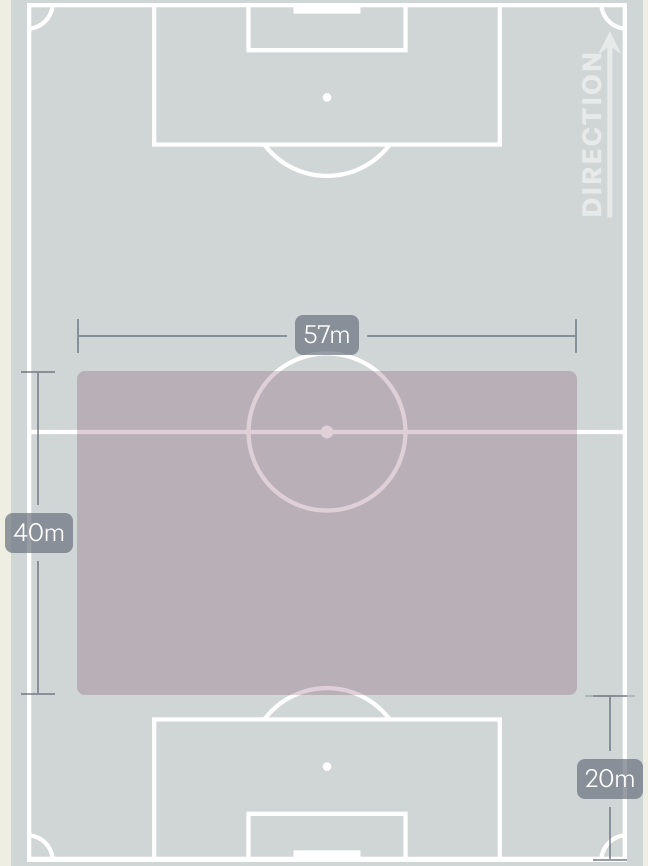

Build Up Mid

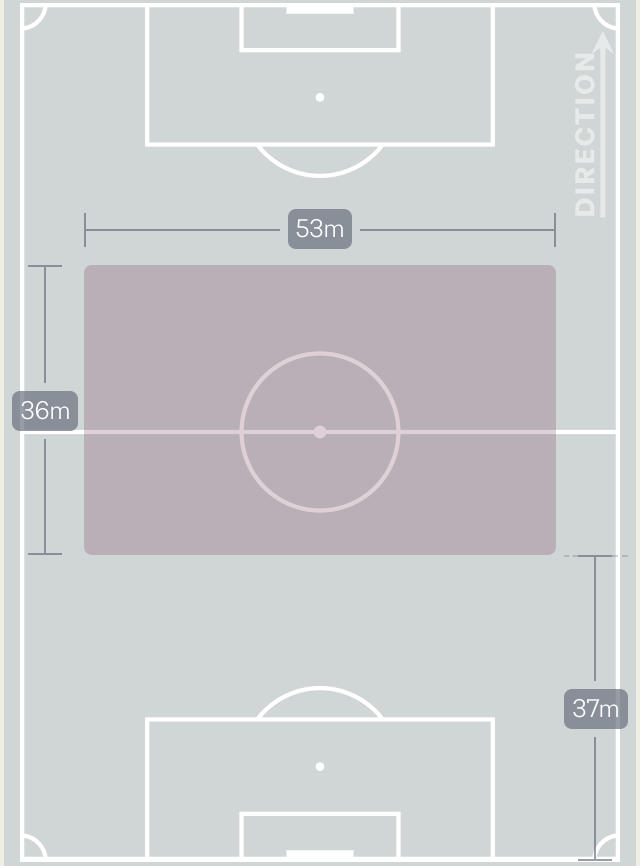

Final Third Phase

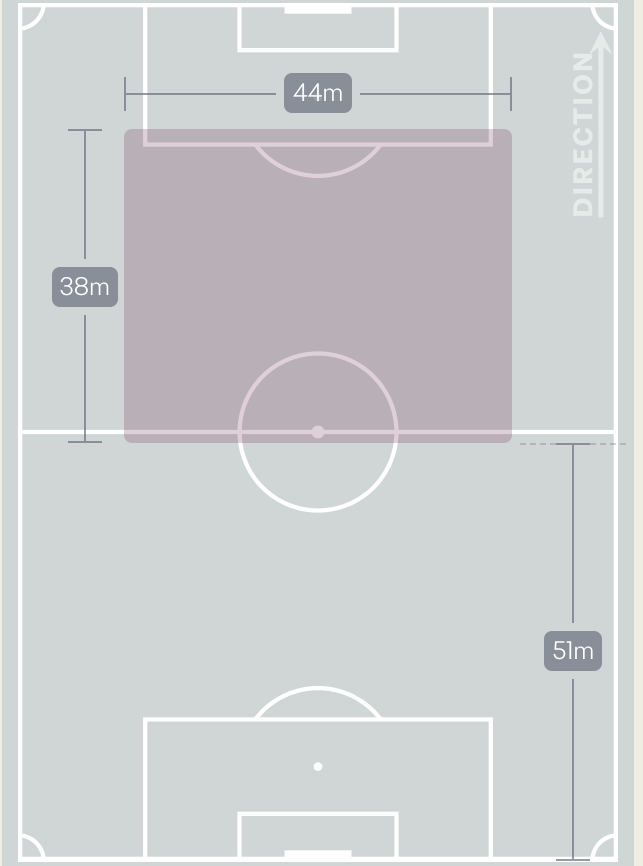

Line Breaks

France

Attempted Line Breaks
130

31	25
Attempted	Complete

65	62
Attempted	Complete

34	21
Attempted	Complete

4 Units

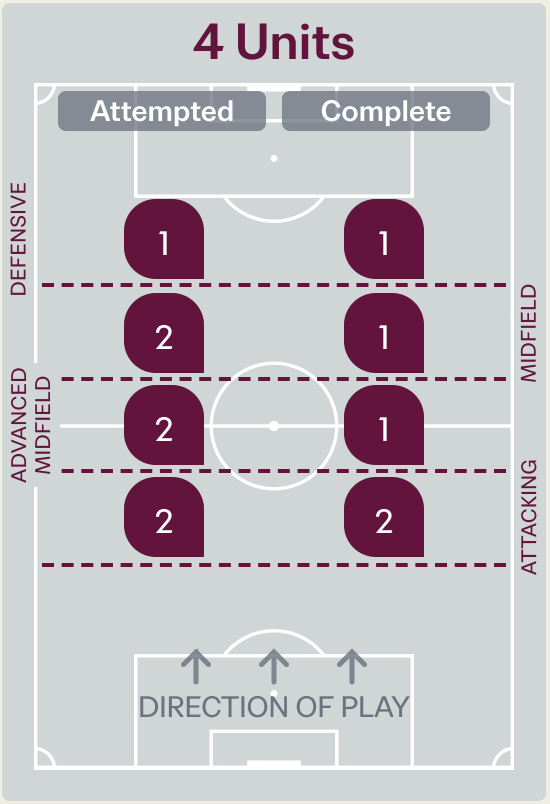

Attempted Line Breaks	7
Inside Shape	4
Outside Shape	3

3 Units

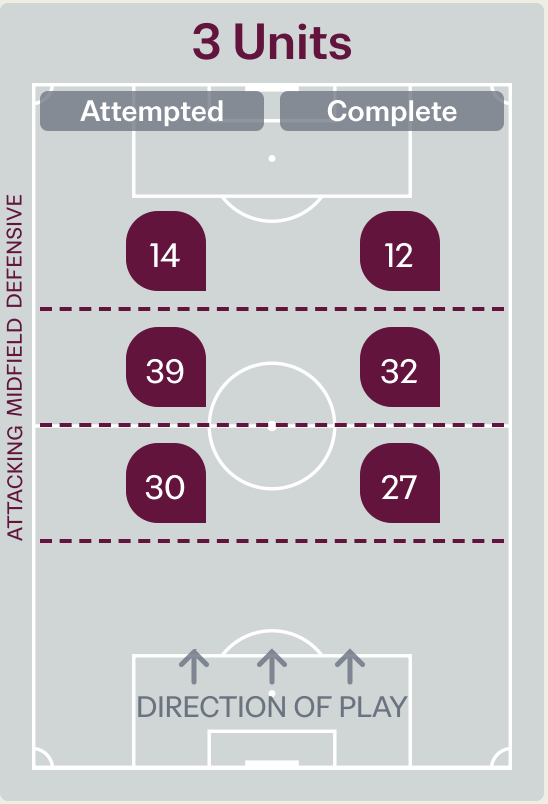

Attempted Line Breaks	83
Inside Shape	20
Outside Shape	63

2 Units

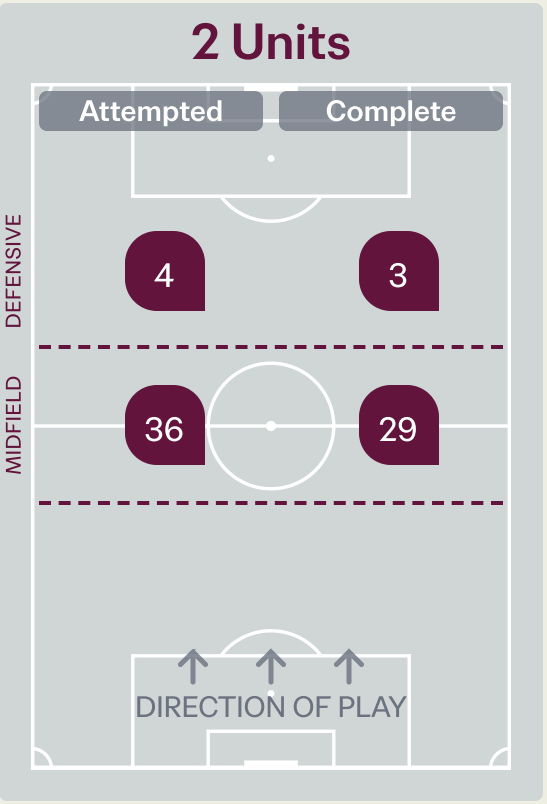

Attempted Line Breaks	40
Inside Shape	15
Outside Shape	25

Line Breaks

Haiti

Attempted Line Breaks
109

29	23
Attempted	Complete

41	35
Attempted	Complete

39	9
Attempted	Complete

4 Units

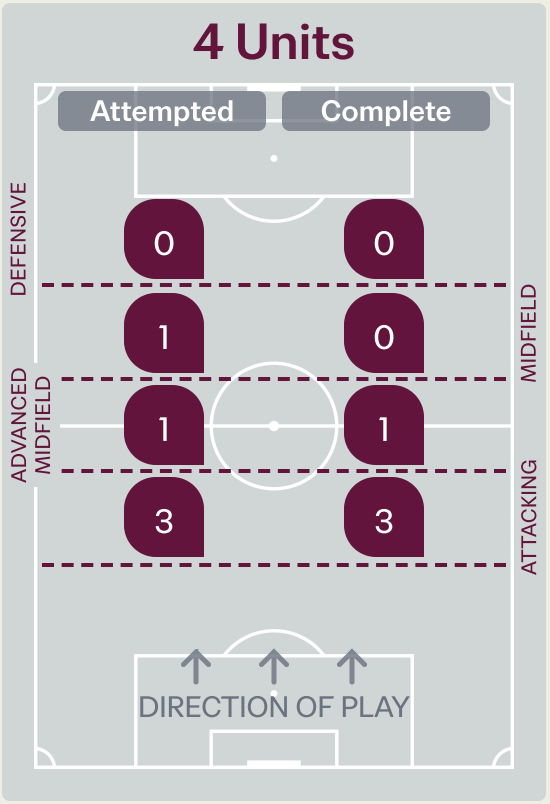

Attempted Line Breaks	5
Inside Shape	3
Outside Shape	2

3 Units

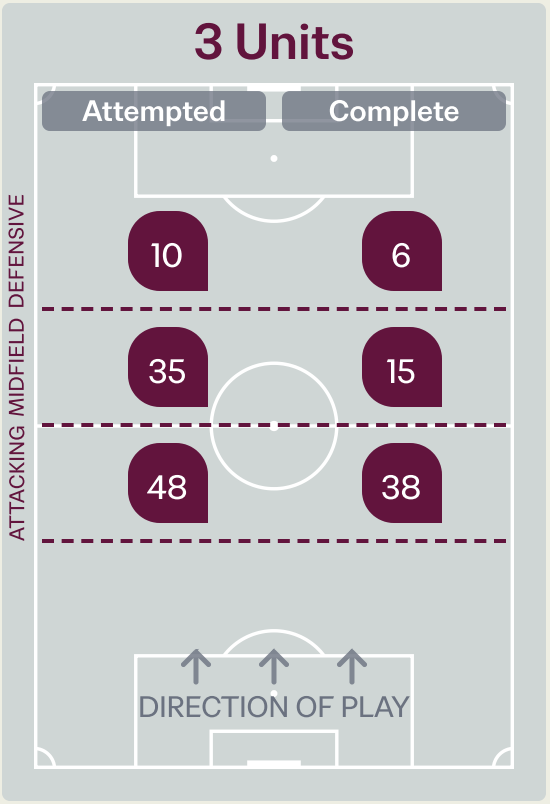

Attempted Line Breaks	93
Inside Shape	67
Outside Shape	26

2 Units

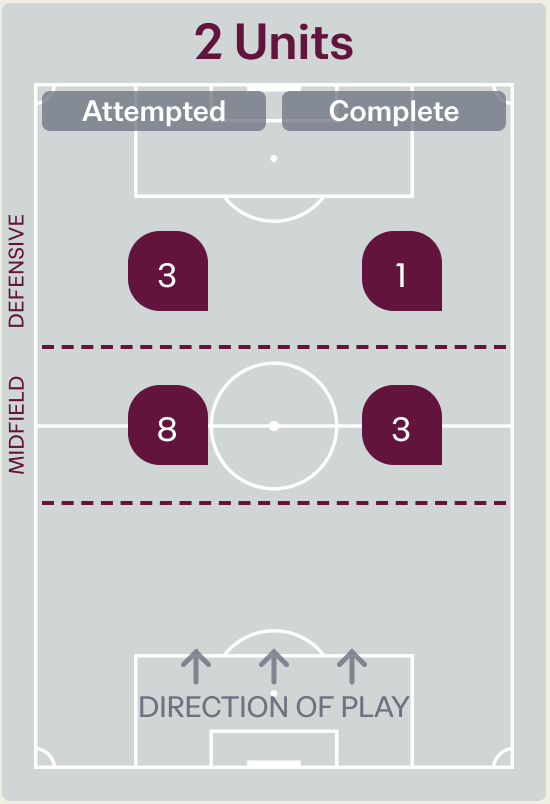

Attempted Line Breaks	11
Inside Shape	9
Outside Shape	2

Line Breaks

France

					4 Units				3 Units			2 Units		Direction			Distribution Type		
#	Player	Line Breaks Attempted	Line Breaks Completed	Line Break Completion %	Attacking Line	Attacking Midfield Line	Midfield Line	Defensive Line	Attacking Line	Midfield Line	Defensive Line	Midfield Line	Defensive Line	Through	Around	Over	Pass	Cross	Ball Progression
1	Thao MOUAPA	3	3	100%	0	0	0	0	2	1	0	0	0	1	1	1	3	0	0
2	Mathis CHAMBON	15	9	60%	0	1	1	0	0	5	2	5	1	2	9	4	14	0	1
3	Firmin THETIOT	15	12	80%	0	0	0	0	5	6	0	4	0	3	7	5	14	0	1
5	Mohamed SYLLA	22	20	91%	0	1	0	0	9	3	1	8	0	4	13	5	21	0	1
6	Idrissa DIA	13	12	92%	0	0	0	0	4	4	0	4	1	3	7	3	12	0	1
9	Aly TRAORE	2	1	50%	0	0	0	0	0	1	1	0	0	1	0	1	1	1	0
10	Noah LOUFOUNDOU	7	6	86%	0	0	0	0	0	2	2	3	0	0	6	1	5	0	2
11	Loan MERRIFIELD	9	6	67%	0	0	0	0	0	3	4	2	0	2	3	4	8	0	1
15	Leo LEMAITRE	21	18	86%	2	0	0	0	8	7	0	4	0	7	8	6	21	0	0
17	Aymen AMAAOUCH	6	6	100%	0	0	1	0	1	1	0	3	0	4	2	0	6	0	0
20	Mamadou MEITE	6	5	83%	0	0	0	1	0	2	2	1	0	1	2	3	5	0	1
7	Noha TIEHI	1	0	0%	0	0	0	0	0	0	0	0	1	0	1	0	0	0	1
8	Shai ETAME	1	1	100%	0	0	0	0	0	1	0	0	0	1	0	0	1	0	0
13	Seydou KONATE	3	3	100%	0	0	0	0	1	0	1	1	0	0	2	1	3	0	0
14	Djeewing ILPHONSE	2	2	100%	0	0	0	0	0	1	1	0	0	0	2	0	1	0	1
18	Louis FOUBLE	4	4	100%	0	0	0	0	0	2	0	1	1	2	2	0	4	0	0

Line Breaks

Haiti

					4 Units				3 Units			2 Units		Direction			Distribution Type		
#	Player	Line Breaks Attempted	Line Breaks Completed	Line Break Completion %	Attacking Line	Attacking Midfield Line	Midfield Line	Defensive Line	Attacking Line	Midfield Line	Defensive Line	Midfield Line	Defensive Line	Through	Around	Over	Pass	Cross	Ball Progression
1	Clifford GENE	15	4	27%	1	0	0	0	5	6	0	2	1	3	1	11	15	0	0
2	Guivens BARJON	12	7	58%	0	0	0	0	6	3	1	2	0	2	5	5	11	0	1
3	Leonardo DIEUJUSTE	10	9	90%	1	0	0	0	8	0	0	1	0	3	6	1	9	0	1
4	Stanley LOUIS	24	16	67%	1	1	0	0	13	8	0	1	0	5	10	9	24	0	0
5	Miguel JOSEPH	14	9	64%	0	0	0	0	6	6	2	0	0	8	2	4	13	0	1
8	Mickenley CHERY	11	8	73%	0	0	0	0	8	2	1	0	0	4	5	2	11	0	0
9	Marvenly EXILAS	0	0	0%	0	0	0	0	0	0	0	0	0	0	0	0	0	0	0
10	Emerson LAISSE	5	4	80%	0	0	0	0	1	2	1	0	1	1	3	1	2	1	2
17	Germisson CHERY	3	2	67%	0	0	0	0	0	2	1	0	0	0	2	1	3	0	0
18	Jourdlyn CLERVIUS	6	2	33%	0	0	1	0	0	4	1	0	0	0	1	5	6	0	0
19	Stephen RAMOS	6	4	67%	0	0	0	0	0	1	3	1	1	2	4	0	2	0	4
6	Danrick DALCE	1	1	100%	0	0	0	0	1	0	0	0	0	1	0	0	1	0	0
11	Lehandro FILS AIME	0	0	0%	0	0	0	0	0	0	0	0	0	0	0	0	0	0	0
14	Widlet JEAN SIMON	0	0	0%	0	0	0	0	0	0	0	0	0	0	0	0	0	0	0
15	Nohe CHEVRY	0	0	0%	0	0	0	0	0	0	0	0	0	0	0	0	0	0	0
20	Macenat PROPHETE	2	1	50%	0	0	0	0	0	1	0	1	0	0	2	0	2	0	0

Passing Networks

France

#	Passes From ↓ to →	Thao MOUAPA	Mathis CHAMBON	Firmin THETIOT	Mohamed SYLLA	Idrissa DIA	Aly TRAORE	Noah LOUFOUNDOU	Loan MERRIFIELD	Leo LEMAITRE	Aymen AMAAOUCH	Mamadou MEITE	Noha TIEHI	Shai ETAME	Seydou KONATE	Djeewing ILPHONSE	Louis FOUBLE
1	Thao MOUAPA		0	1	6	0	0	0	0	8	1	0	0	0	1	0	0
2	Mathis CHAMBON	1		0	11	1	4	0	11	0	2	0	2	0	0	3	0
3	Firmin THETIOT	1	1		4	3	1	9	1	14	3	6	0	1	2	0	3
5	Mohamed SYLLA	2	14	3		9	1	2	11	23	5	1	0	0	2	2	0
6	Idrissa DIA	1	10	7	2		1	2	1	5	2	2	1	0	2	0	0
9	Aly TRAORE	0	1	1	0	0		3	1	0	0	1	0	0	0	0	0
10	Noah LOUFOUNDOU	0	1	7	0	2	1		2	1	3	5	2	0	1	0	0
11	Loan MERRIFIELD	0	5	2	6	1	1	2		2	1	2	0	0	2	0	0
15	Leo LEMAITRE	5	2	17	21	6	2	2	0		8	3	0	0	3	0	3
17	Aymen AMAAOUCH	1	5	1	13	7	1	7	2	4		3	0	0	0	1	0
20	Mamadou MEITE	0	0	5	1	0	3	1	2	1	7		0	0	0	0	0
7	Noha TIEHI	0	1	1	1	1	0	2	1	0	0	0		0	1	0	1
8	Shai ETAME	0	0	0	0	0	0	0	0	0	0	0	0		1	0	3
13	Seydou KONATE	0	2	5	1	1	0	2	0	3	0	0	4	1		0	3
14	Djeewing ILPHONSE	0	0	0	0	0	0	0	0	0	1	0	2	0	0		0
18	Louis FOUBLE	1	0	2	1	0	0	0	0	3	0	0	0	2	5	0	

Top 5 Player to Player Passers		
Player	Passed To	% of Total Team Passes
Mohamed SYLLA	Leo LEMAITRE	5%
Leo LEMAITRE	Mohamed SYLLA	4.6%
Leo LEMAITRE	Firmin THETIOT	3.7%
Firmin THETIOT	Leo LEMAITRE	3.1%
Mohamed SYLLA	Mathis CHAMBON	3.1%

Passing Networks

Haiti

#	Passes From ↓ to →	Clifford GENE	Guivens BARJON	Leonardo DIEUJUSTE	Stanley LOUIS	Miguel JOSEPH	Mickenley CHERY	Marvenly EXILAS	Emerson LAISSE	Germisson CHERY	Jourdlyn CLERVIUS	Stephen RAMOS	Danrick DALCE	Lehandro FILS AIME	Widlet JEAN SIMON	Nohe CHEVRY	Macenat PROPHETE
1	Clifford GENE		0	9	7	4	1	0	0	0	1	0	0	0	0	0	0
2	Guivens BARJON	0		0	9	4	6	2	0	3	1	4	0	0	0	0	0
3	Leonardo DIEUJUSTE	6	1		11	4	6	0	1	2	4	1	0	0	0	0	0
4	Stanley LOUIS	16	12	9		6	1	2	2	1	1	2	1	0	2	0	0
5	Miguel JOSEPH	2	7	4	8		8	0	2	5	2	0	2	0	0	0	1
8	Mickenley CHERY	1	1	5	5	5		1	4	1	3	1	0	0	0	0	0
9	Marvenly EXILAS	0	0	0	0	3	0		1	0	1	2	0	0	0	0	0
10	Emerson LAISSE	0	2	0	2	2	1	0		3	2	0	0	0	0	0	0
17	Germisson CHERY	0	2	0	0	3	1	0	0		4	3	0	0	0	0	1
18	Jourdlyn CLERVIUS	1	1	3	0	2	3	0	4	1		3	0	0	0	0	0
19	Stephen RAMOS	0	3	1	0	2	1	1	1	1	0		0	0	0	0	0
6	Danrick DALCE	0	0	0	5	0	0	0	0	1	0	0		0	0	0	0
11	Lehandro FILS AIME	0	0	0	0	0	0	0	0	0	0	0	0		0	0	0
14	Widlet JEAN SIMON	0	1	0	1	0	0	0	0	0	0	0	0	0		0	0
15	Nohe CHEVRY	0	0	0	0	0	0	0	0	0	0	0	0	0	0		0
20	Macenat PROPHETE	0	0	0	0	1	0	0	0	0	0	0	1	1	0	0	

Top 5 Player to Player Passers

Player	Passed To	% of Total Team Passes
Stanley LOUIS	Clifford GENE	5.7%
Stanley LOUIS	Guivens BARJON	4.3%
Leonardo DIEUJUSTE	Stanley LOUIS	3.9%
Clifford GENE	Leonardo DIEUJUSTE	3.2%
Guivens BARJON	Stanley LOUIS	3.2%

Attempts at Goal

France

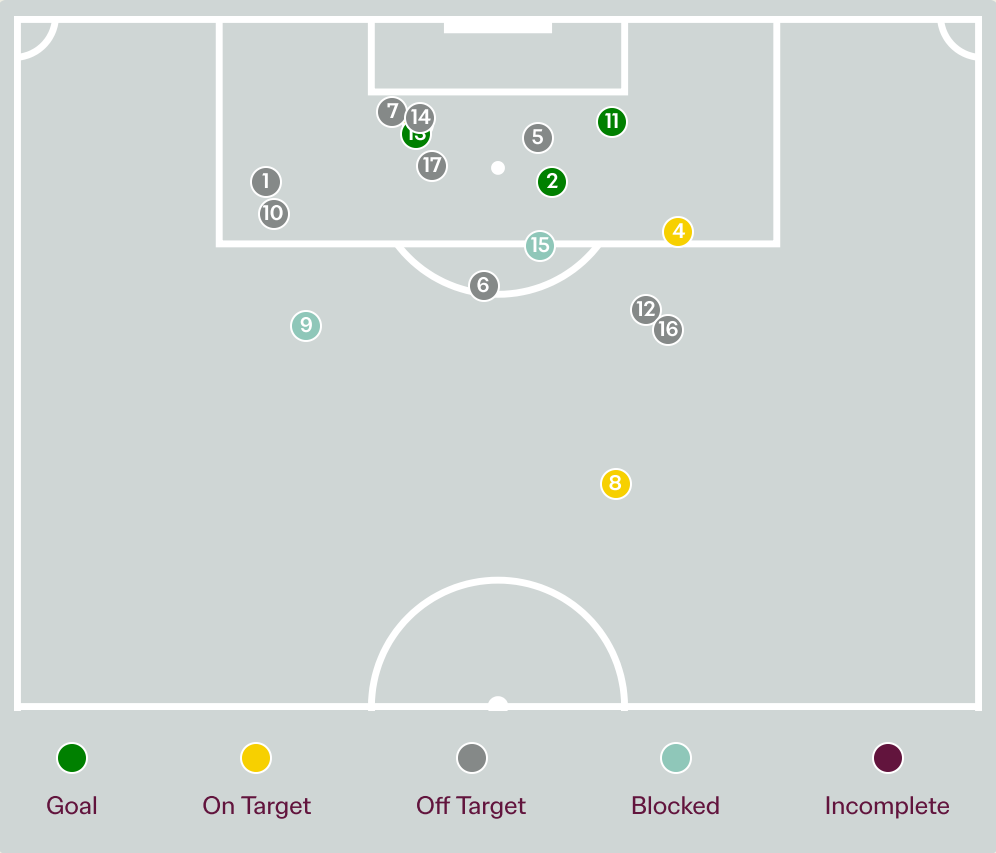

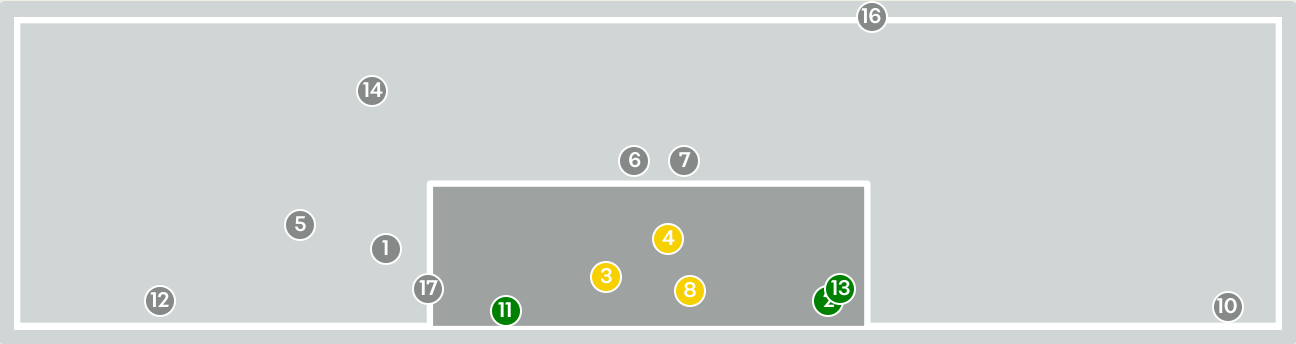

Key	Outcome	Shots
	Goals	3
	On Target	3
	Off Target	9
	Blocked	2
	Incomplete	0

Attempts at Goal

France

Time	Player	Outcome	Body Part	Delivery Type
1	20 Mamadou MEITE	Deflected Off Target - Defensive Event	Left Foot	Pass
4	11 Loan MERRIFIELD	On Target - Goal	Left Foot	Cross
6	20 Mamadou MEITE	On Target - Saved	Head	Cross
13	2 Mathis CHAMBON	On Target - Saved	Right Foot	Loose Ball
13	17 Aymen AMAAOUCH	Off Target	Left Foot	Other
23	17 Aymen AMAAOUCH	Off Target	Right Foot	Loose Ball
30	10 Noah LOUFOUNDOU	Off Target	Right Foot	Pass
32	5 Mohamed SYLLA	On Target - Saved	Right Foot	Pass
34	20 Mamadou MEITE	Incomplete - Blocked	Right Foot	Ball Progression
39	20 Mamadou MEITE	Off Target	Right Foot	Pass
40	11 Loan MERRIFIELD	On Target - Goal	Right Foot	Pass
43	9 Aly TRAORE	Off Target	Right Foot	Loose Ball
46	7 Noha TIEHI	On Target - Goal	Right Foot	Cross
48	7 Noha TIEHI	Off Target	Head	Cross
72	6 Idrissa DIA	Incomplete - Blocked	Right Foot	Pass
86	7 Noha TIEHI	Off Target	Right Foot	Pass
92	7 Noha TIEHI	Off Target	Left Foot	Pass

Attempts at Goal

Haiti

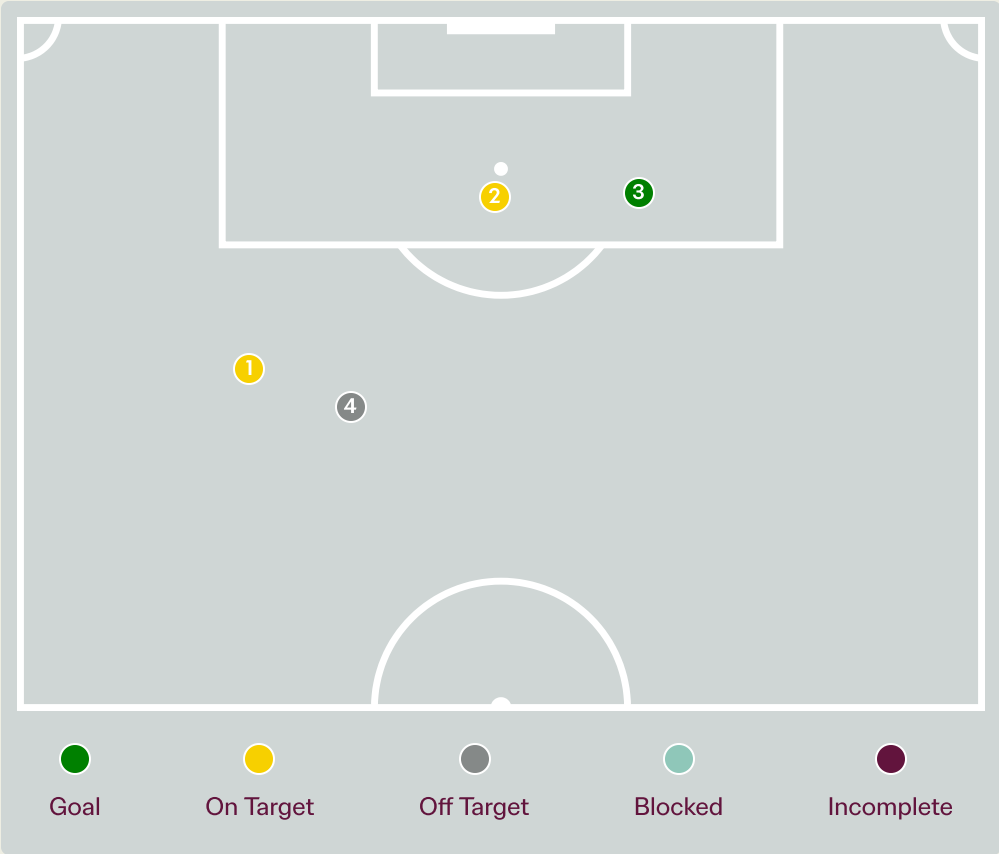

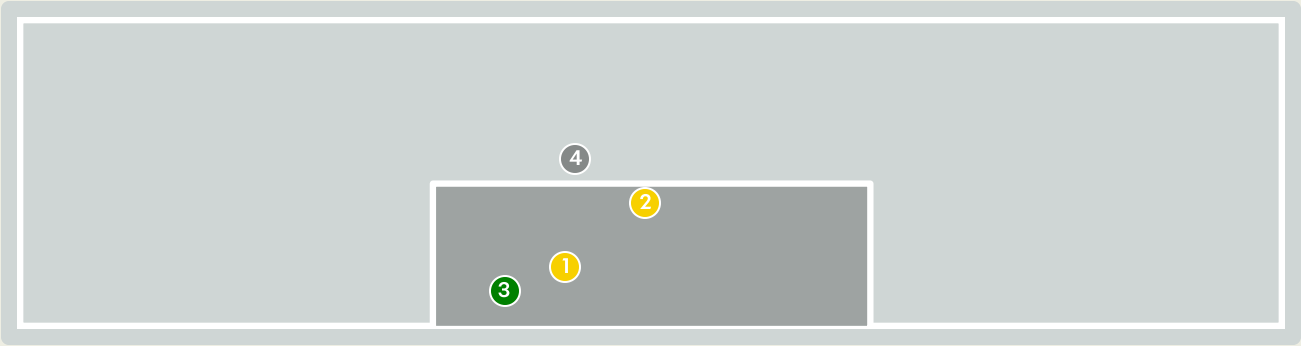

Key	Outcome	Shots
	Goals	1
	On Target	2
	Off Target	1
	Blocked	0
	Incomplete	0

Attempts at Goal

Haiti



Time	Player	Outcome	Body Part	Delivery Type
56	17 Germisson CHERY	On Target - Saved	Right Foot	Pass
58	10 Emerson LAISSE	On Target - Saved	Right Foot	Ball Progression
87	20 Macenat PROPHETE	On Target - Goal	Right Foot	Pass
91	5 Miguel JOSEPH	Off Target	Right Foot	Freekick

Crosses (Open Play)

France

Cross Locations

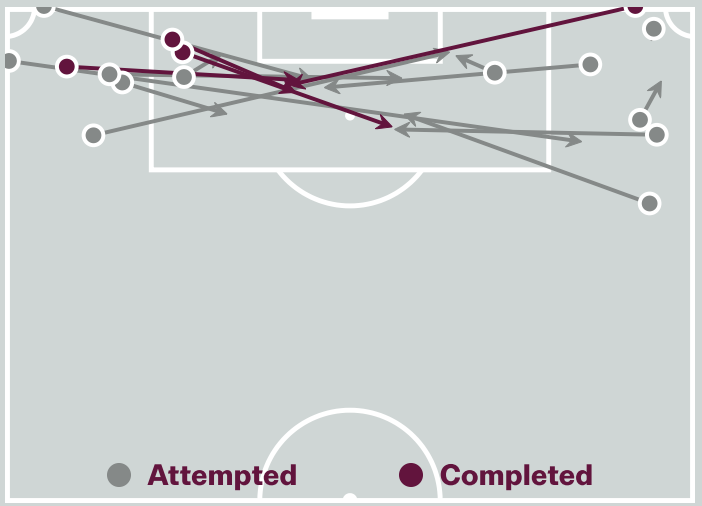

Delivery Type

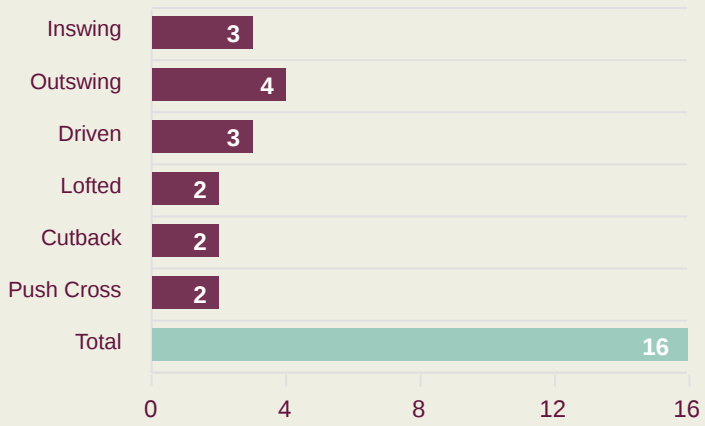

Cross Zones

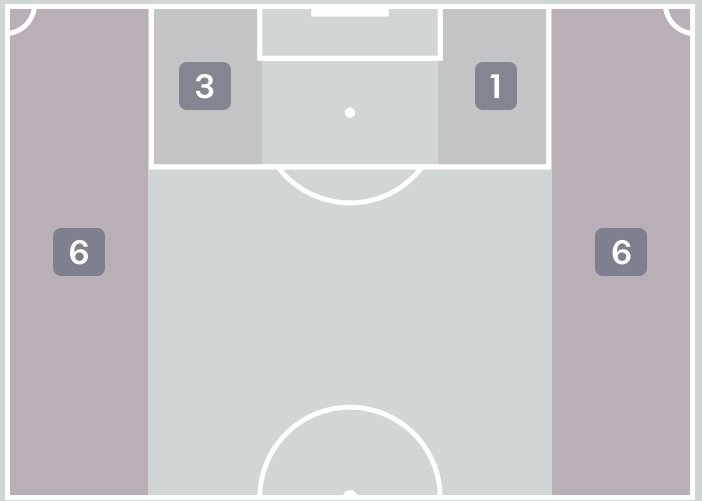

Attempted

16

Completed

4

Most Crosses Attempted

4

Noah LOUFOUNDOU
ATTACKING MIDFIELD

#	Player	Inswing	Outswing	Driven	Lofted	Cutback	Push Cross	Total Attempted
1	Thao MOUAPA	0	0	0	0	0	0	0
2	Mathis CHAMBON	0	1	2	0	0	0	3
3	Firmin THETIOT	0	1	0	0	1	0	2
5	Mohamed SYLLA	0	0	0	0	0	1	1
6	Idrissa DIA	0	0	0	0	0	0	0
9	Aly TRAORE	1	0	0	1	0	0	2
10	Noah LOUFOUNDOU	1	2	1	0	0	0	4
11	Loan MERRIFIELD	1	0	0	1	0	0	2
15	Leo LEMAITRE	0	0	0	0	0	0	0
17	Aymen AMAAOUCH	0	0	0	0	0	0	0
20	Mamadou MEITE	0	0	0	0	0	0	0
7	Noha TIEHI	0	0	0	0	0	0	0
8	Shai ETAME	0	0	0	0	0	0	0
13	Seydou KONATE	0	0	0	0	1	0	1
14	Djeewing ILPHONSE	0	0	0	0	0	1	1
18	Louis FOUBLE	0	0	0	0	0	0	0

Crosses (Open Play)

Haiti

Cross Locations

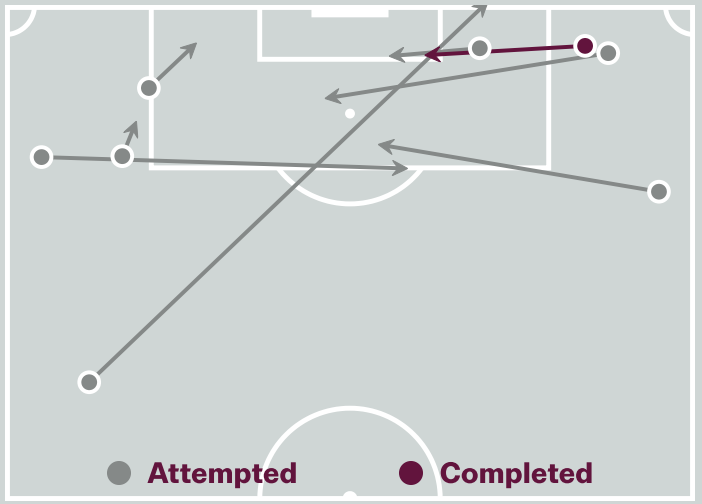

Delivery Type

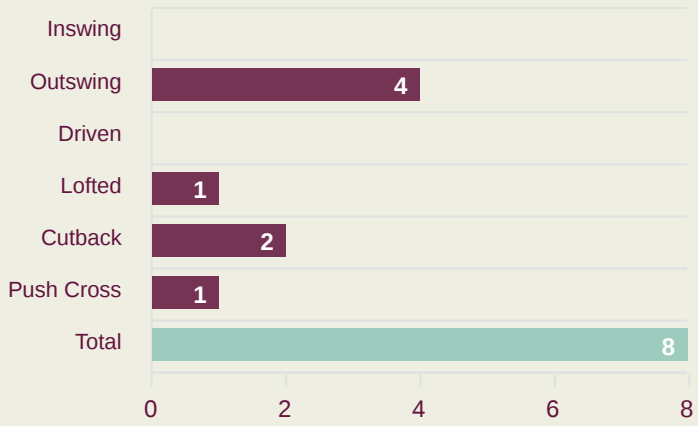

Cross Zones

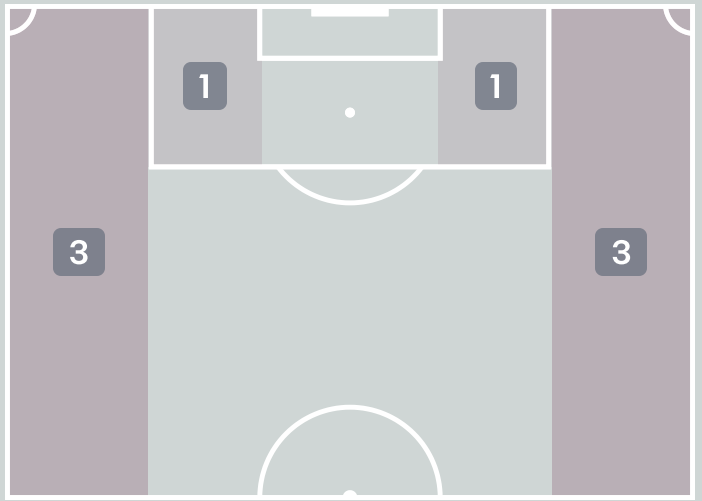

Attempted

8

Completed

1

Most Crosses Attempted

3

Jourdlyn CLERVIUS
LEFT BACK

#	Player	Inswing	Outswing	Driven	Lofted	Cutback	Push Cross	Total Attempted
1	Clifford GENE	0	0	0	0	0	0	0
2	Guivens BARJON	0	0	0	0	1	0	1
3	Leonardo DIEUJUSTE	0	0	0	0	0	0	0
4	Stanley LOUIS	0	0	0	0	0	0	0
5	Miguel JOSEPH	0	0	0	0	0	0	0
8	Mickenley CHERY	0	0	0	0	0	0	0
9	Marvenly EXILAS	0	1	0	0	0	0	1
10	Emerson LAISSE	0	0	0	0	1	0	1
17	Germisson CHERY	0	0	0	0	0	0	0
18	Jourdlyn CLERVIUS	0	2	0	1	0	0	3
19	Stephen RAMOS	0	0	0	0	0	1	1
6	Danrick DALCE	0	1	0	0	0	0	1
11	Lehandro FILS AIME	0	0	0	0	0	0	0
14	Widlet JEAN SIMON	0	0	0	0	0	0	0
15	Nohe CHEVRY	0	0	0	0	0	0	0
20	Macenat PROPHETE	0	0	0	0	0	0	0

Offering to Receive

France

300
Total Offers Made

112
Total Offers Received

Most Offers
50
Loan MERRIFIELD
ATTACKING MIDFIELD RIGHT

169
Offers Made in Final Third

108
Offers Made in Middle Third

23
Offers Made in Defensive Third

Offers Made Inside Shape

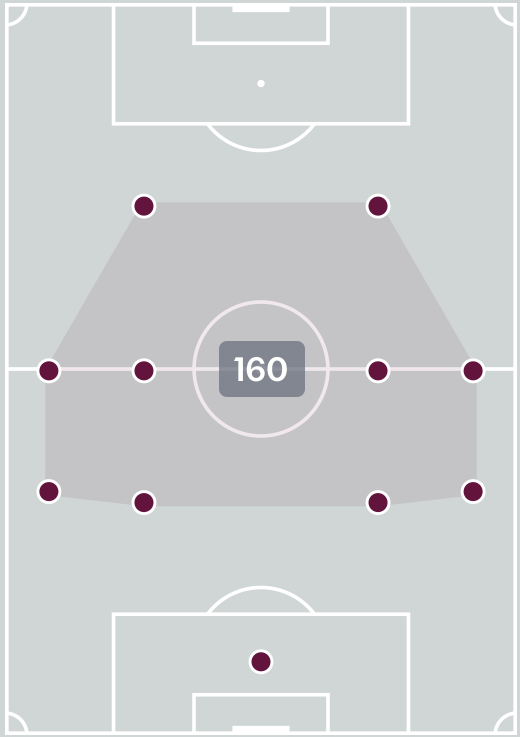

Offers Made Outside Shape

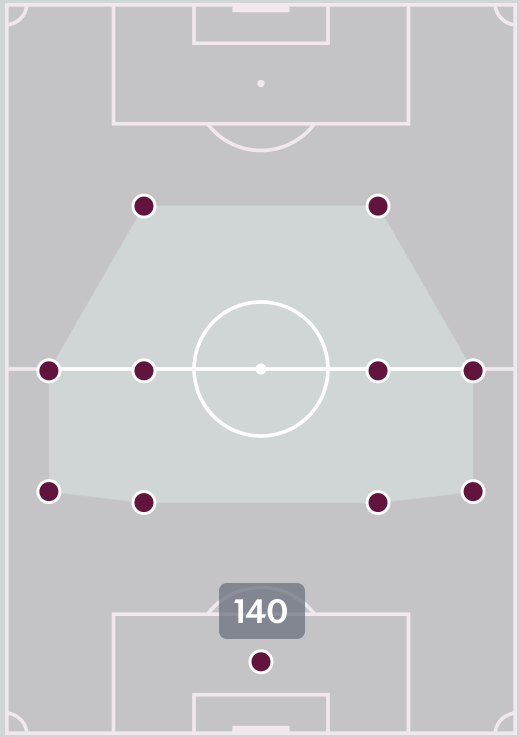

#	Player	Offers Made	Offers Received	% Made & Received
1	Thao MOUAPA	5	1	20%
2	Mathis CHAMBON	22	7	31.8%
3	Firmin THETIOT	38	14	36.8%
5	Mohamed SYLLA	10	5	50%
6	Idrissa DIA	22	7	31.8%
9	Aly TRAORE	16	7	43.8%
10	Noah LOUFOUNDOU	33	11	33.3%
11	Loan MERRIFIELD	50	21	42%
15	Leo LEMAITRE	6	3	50%
17	Aymen AMAAOUCH	38	9	23.7%
20	Mamadou MEITE	10	4	40%
7	Noha TIEHI	12	4	33.3%
8	Shai ETAME	5	2	40%
13	Seydou KONATE	11	6	54.5%
14	Djeewing ILPHONSE	10	6	60%
18	Louis FOUBLE	12	5	41.7%

Offering to Receive

Haiti

187
Total Offers Made

56
Total Offers Received

Most Offers
43
Marvenly EXILAS
CENTRE FORWARD

67
Offers Made in Final Third

87
Offers Made in Middle Third

33
Offers Made in Defensive Third

Offers Made Inside Shape

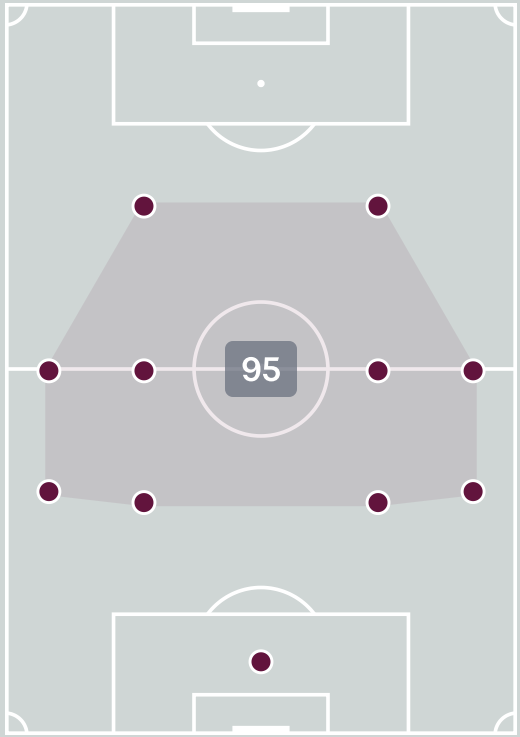

Offers Made Outside Shape

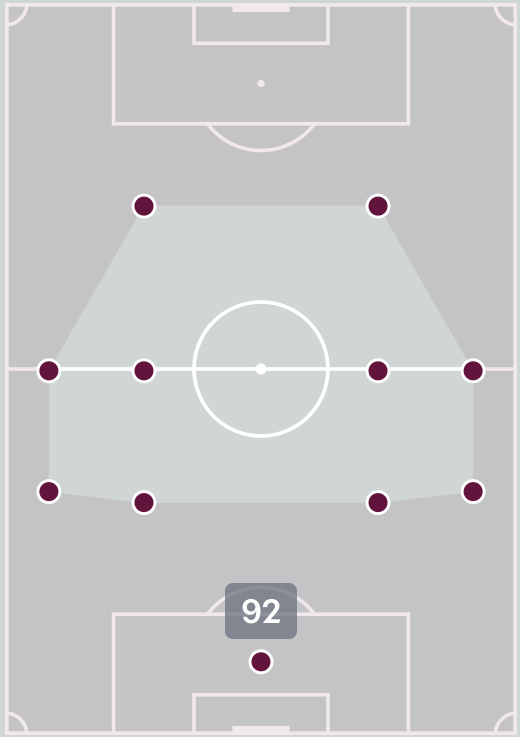

#	Player	Offers Made	Offers Received	% Made & Received
1	Clifford GENE	5	3	60%
2	Guivens BARJON	9	3	33.3%
3	Leonardo DIEUJUSTE	0	0	0%
4	Stanley LOUIS	6	3	50%
5	Miguel JOSEPH	8	7	87.5%
8	Mickenley CHERY	23	10	43.5%
9	Marvenly EXILAS	43	4	9.3%
10	Emerson LAISSE	11	5	45.5%
17	Germisson CHERY	20	7	35%
18	Jourdlyn CLERVIUS	9	1	11.1%
19	Stephen RAMOS	27	8	29.6%
6	Danrick DALCE	1	1	100%
11	Lehandro FILS AIME	0	0	0%
14	Widlet JEAN SIMON	16	2	12.5%
15	Nohe CHEVRY	0	0	0%
20	Macenat PROPHETE	9	2	22.2%

Movement to Receive

France

Movement Types by Phase

Final Third Phase

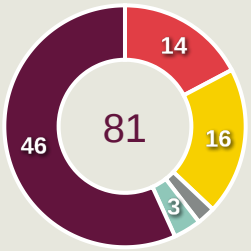

Progression Phase

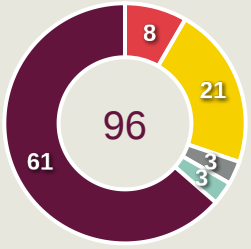

Build Up Phase

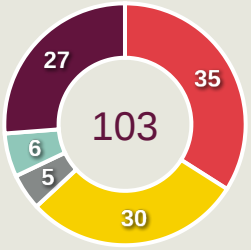

All Movement Types

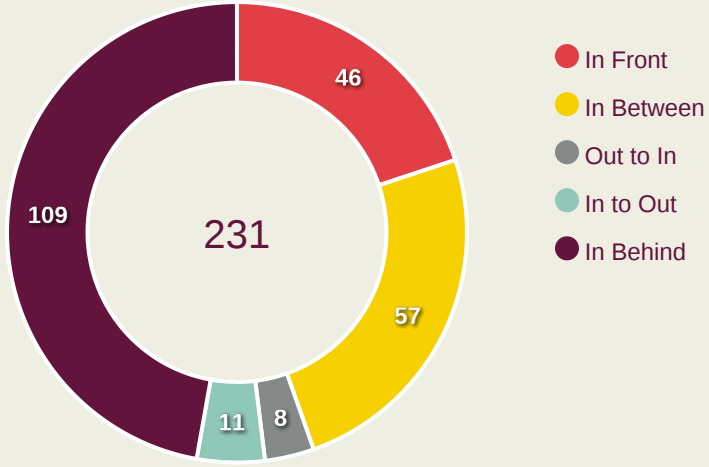

Top Ranked Players

Type	Player	Movements
In Front	6 Idrissa DIA	13
In Between	17 Aymen AMAAOUCH	14
Out to In	11 Loan MERRIFIELD	4
In to Out	17 Aymen AMAAOUCH	4
In Behind	3 Firmin THETIOT	18

Movement Types Pitch Third

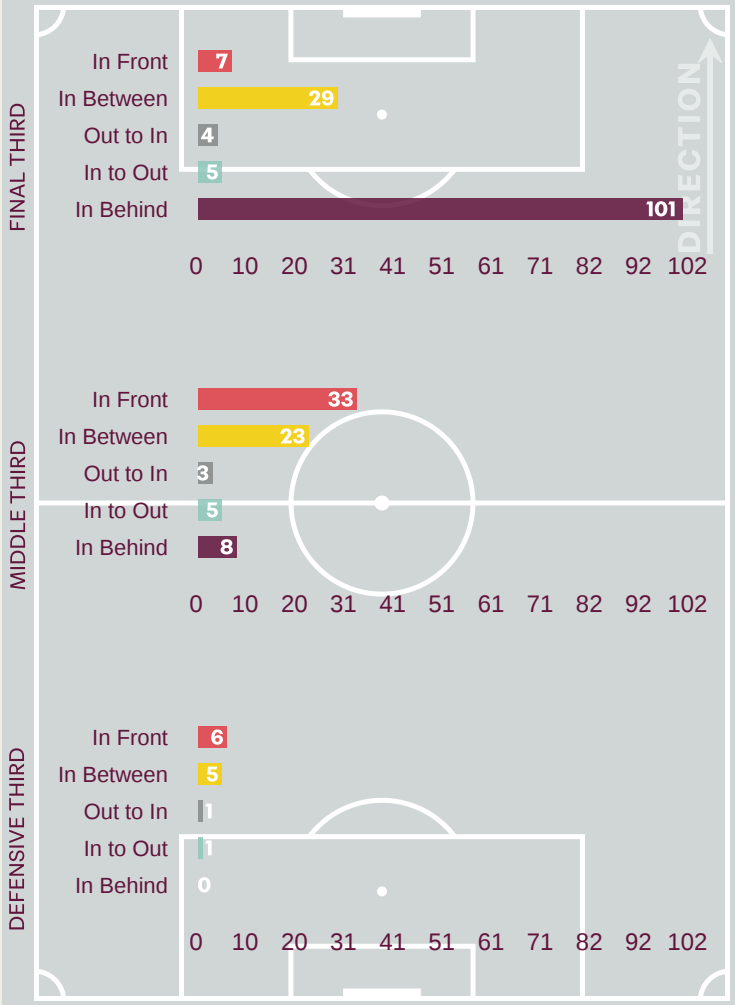

Movement to Receive

Haiti

Movement Types by Phase

Final Third Phase

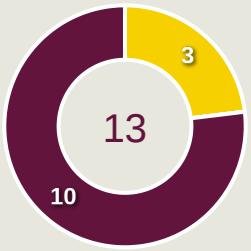

Progression Phase

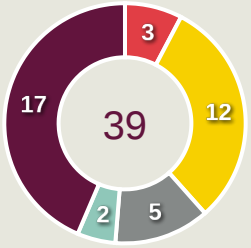

Build Up Phase

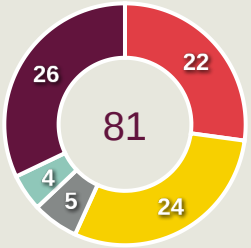

All Movement Types

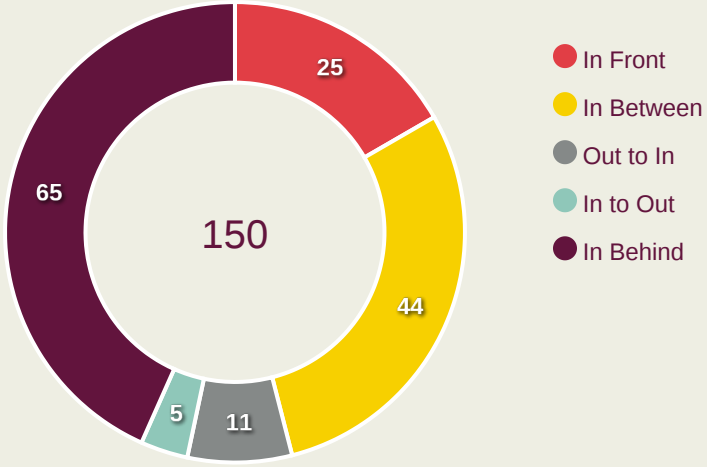

Top Ranked Players

Type	Player	Movements
In Front	8 Mickenley CHERY	9
In Between	17 Germisson CHERY	12
Out to In	14 Widlet JEAN SIMON	4
In to Out	9 Marvenly EXILAS	1
In Behind	9 Marvenly EXILAS	38

Movement Types Pitch Third

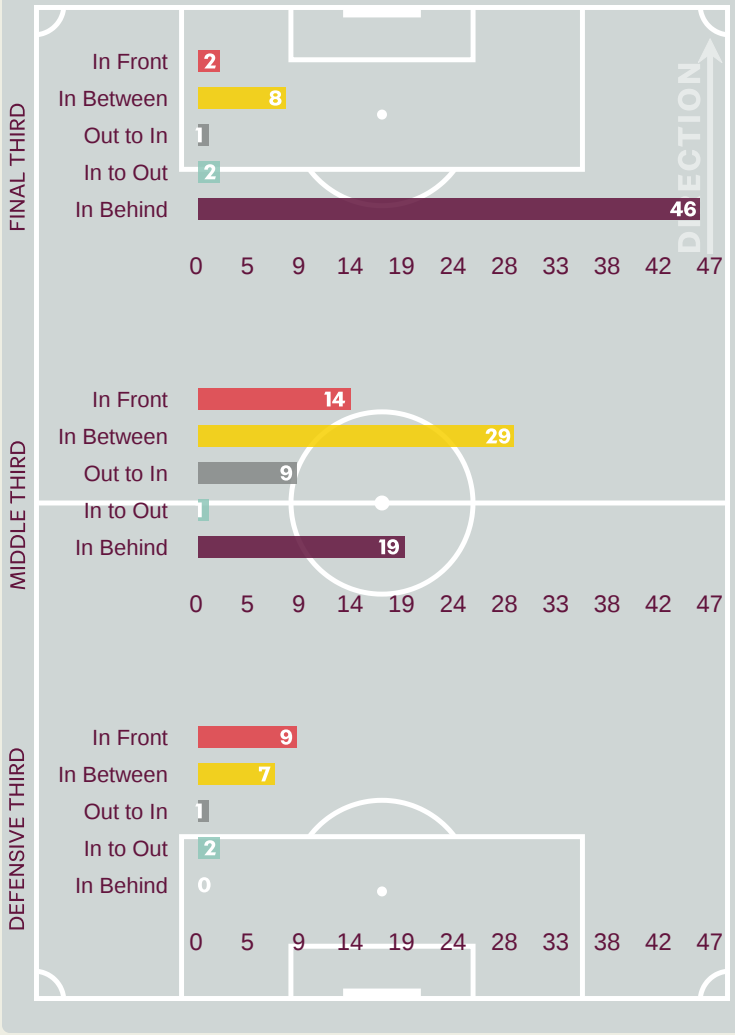

OUT OF POSSESSION



France v Haiti

Defensive Actions

France

38	39	10	29	5.75
Forced Turnovers	Possession Regained	Interceptions	Tackles	Possession Actions / Defensive Action

Forced Turnovers

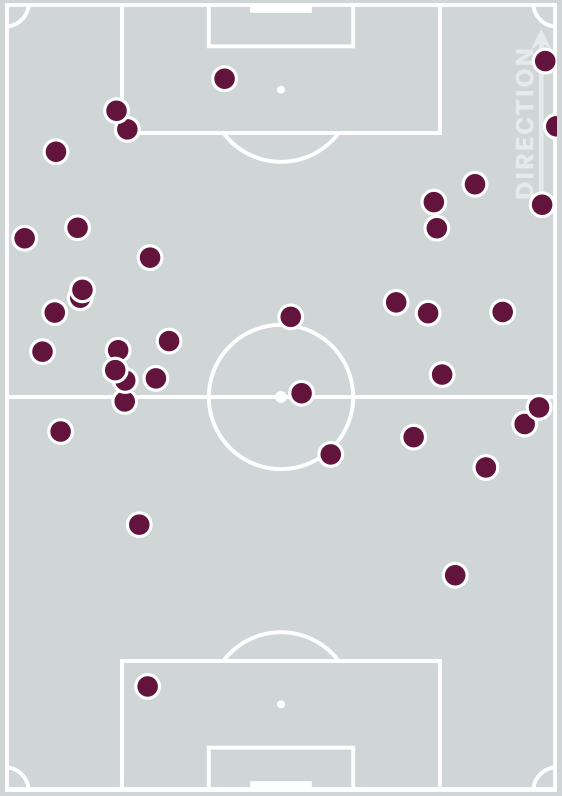

Possession Regain

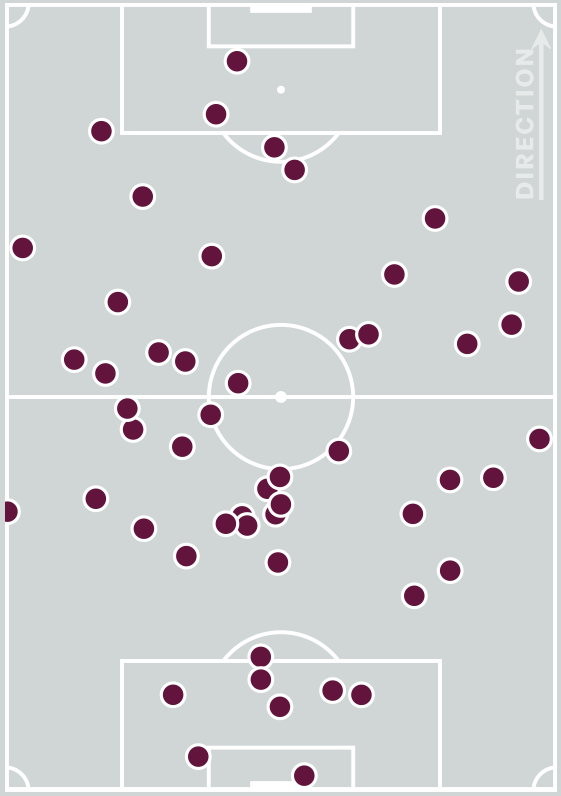

Blocks

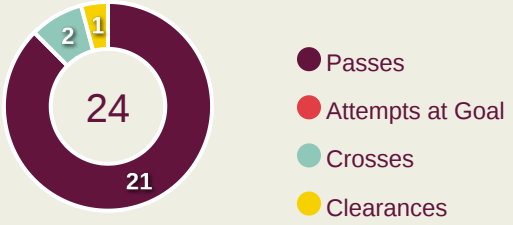

Possession Contests

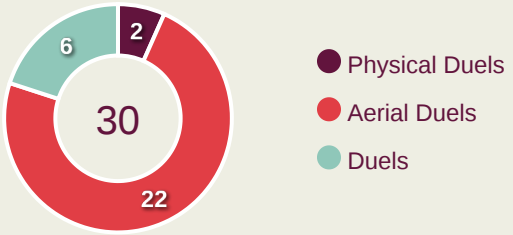

Most Possession Regains

6

Leo LEMAITRE
LEFT CENTRE BACK

#	Player	Total Possession Regains
1	Thao MOUAPA	3
2	Mathis CHAMBON	1
3	Firmin THETIOT	5
5	Mohamed SYLLA	4
6	Idrissa DIA	5
9	Aly TRAORE	0
10	Noah LOUFOUNDOU	3
11	Loan MERRIFIELD	3
15	Leo LEMAITRE	6
17	Aymen AMAAOUCH	5
20	Mamadou MEITE	1
7	Noha TIEHI	0
8	Shai ETAME	0
13	Seydou KONATE	3
14	Djeewing ILPHONSE	0
18	Louis FOUBLE	0

Defensive Actions

Haiti

40	38	8	41	2.88
Forced Turnovers	Possession Regained	Interceptions	Tackles	Possession Actions / Defensive Action

Forced Turnovers

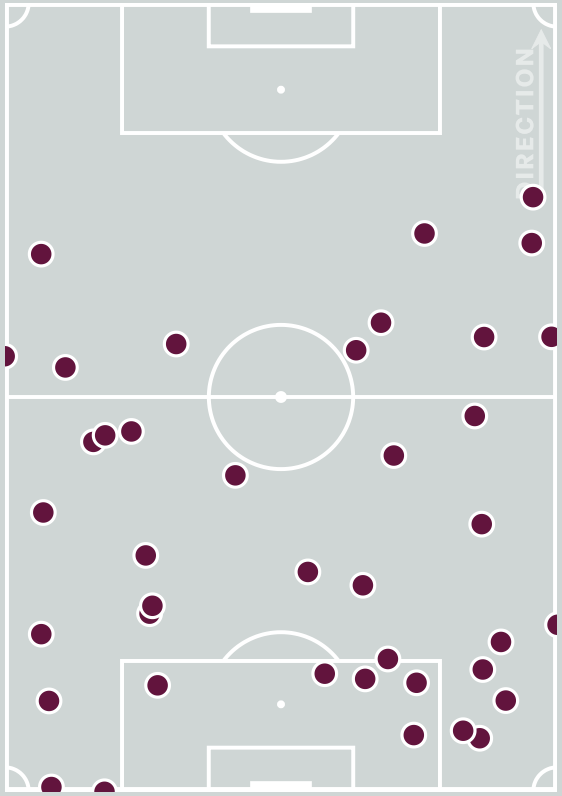

Possession Regain

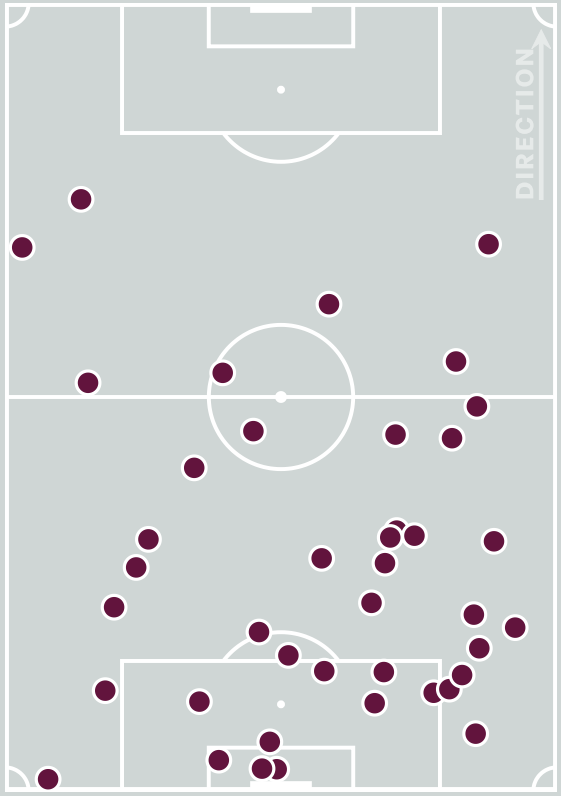

Blocks

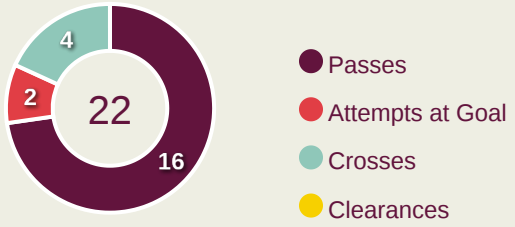

Possession Contests

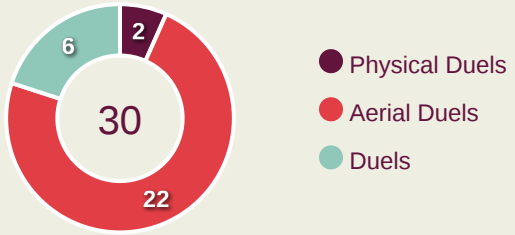

Most Possession Regains

8

Guivens BARJON
RIGHT BACK

#	Player	Total Possession Regains
1	Clifford GENE	4
2	Guivens BARJON	8
3	Leonardo DIEUJUSTE	4
4	Stanley LOUIS	5
5	Miguel JOSEPH	4
8	Mickenley CHERY	3
9	Marvenly EXILAS	1
10	Emerson LAISSE	0
17	Germisson CHERY	3
18	Jourdlyn CLERVIUS	1
19	Stephen RAMOS	1
6	Danrick DALCE	2
11	Lehandro FILS AIME	0
14	Widlet JEAN SIMON	1
15	Nohe CHEVRY	0
20	Macenat PROPHETE	1

Defensive Line Height & Team Length

France

High Block / Press

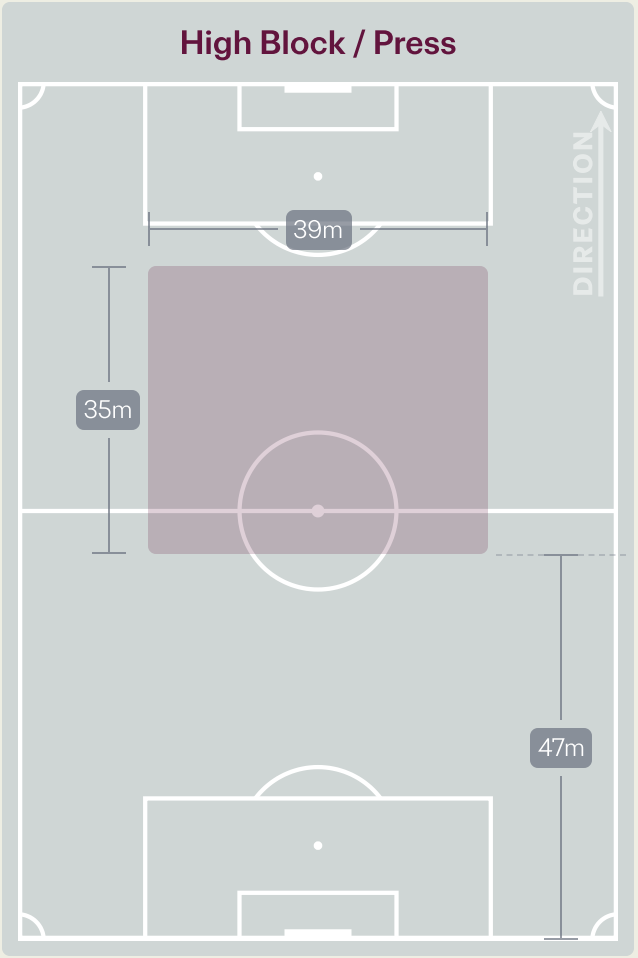

Mid Block

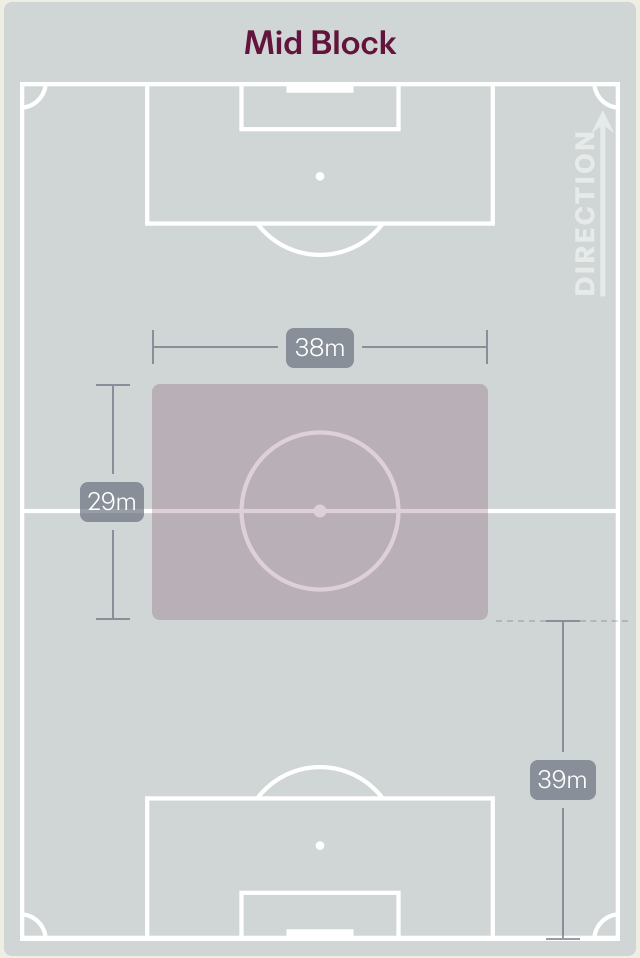

Low Block

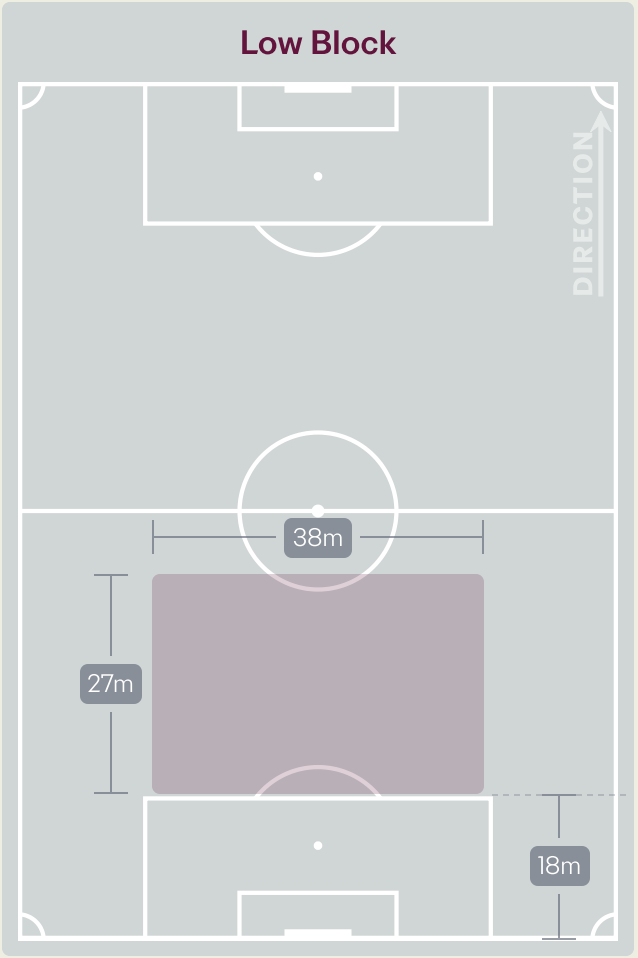

Defensive Line Height & Team Length

Haiti

High Block / Press

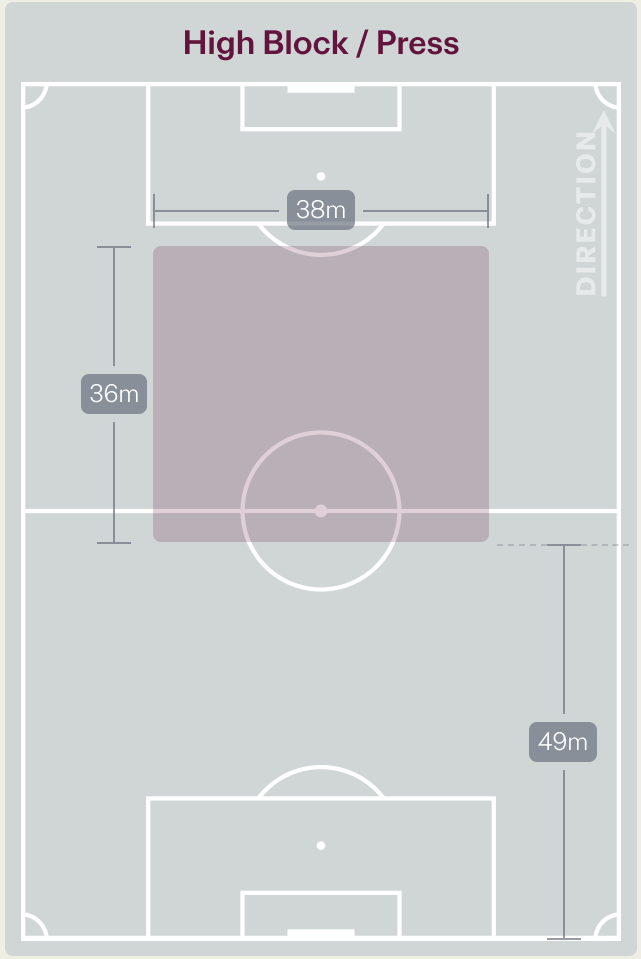

Mid Block

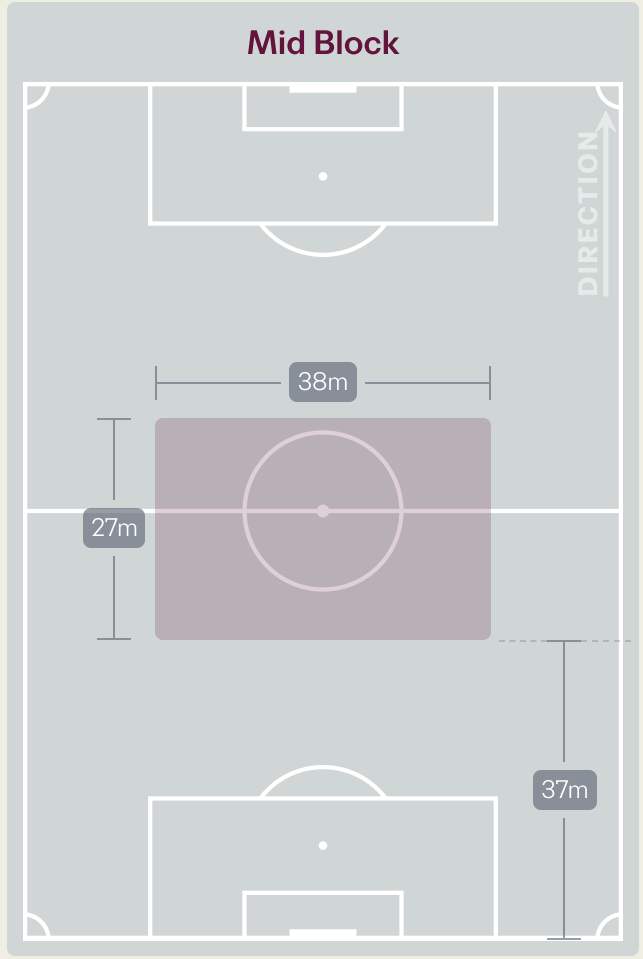

Low Block

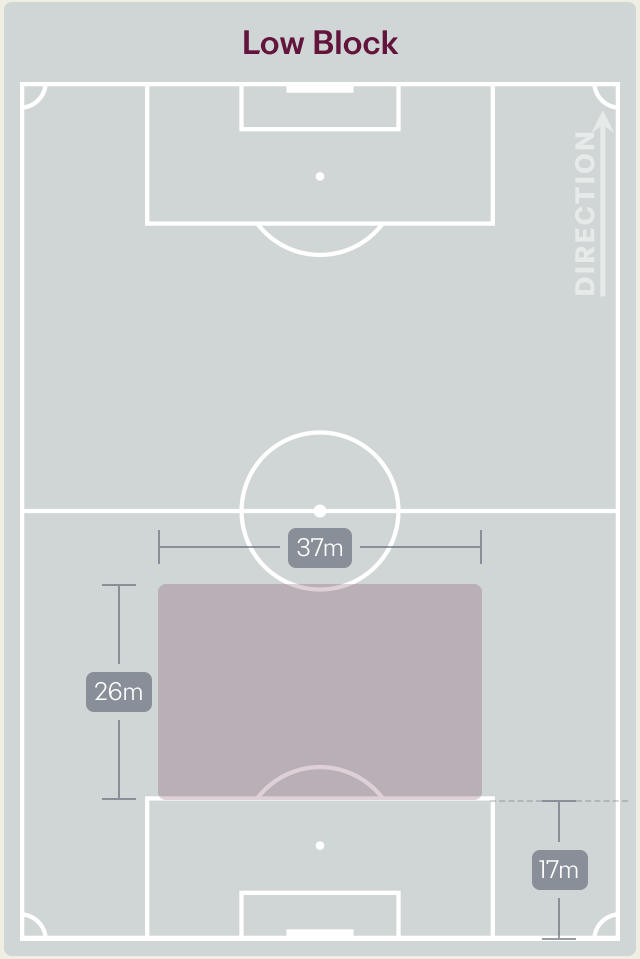

19 November 2026 - Aspire Zone - Pitch 9 - Adel Malalla - 16:00

Defensive Pressure

France

Haiti



France		Haiti
232	Total Pressures	283
53	Direct Pressures	53
1.74s	Avg Pressure Duration	1.58s
38	Forced Turnovers	40
14.37s	Ball Recovery Time	18.81s
99	Pushing on into Pressing	123
180	Pushing on	220
38	Pressing Direction Inside	33
126	Pressing Direction Outside	181

Most Direct Pressures

11

Aymen AMAAOUCH

DEFENSIVE MIDFIELD CENTRE LEFT

Most Direct Pressures

9

Germisson CHERY

LEFT MIDFIELD



FIFA U17 WORLD CUP QATAR 2026

GOALKEEPING




France v Haiti

Goalkeeping Involvement

France

France GK Involvement Timeline

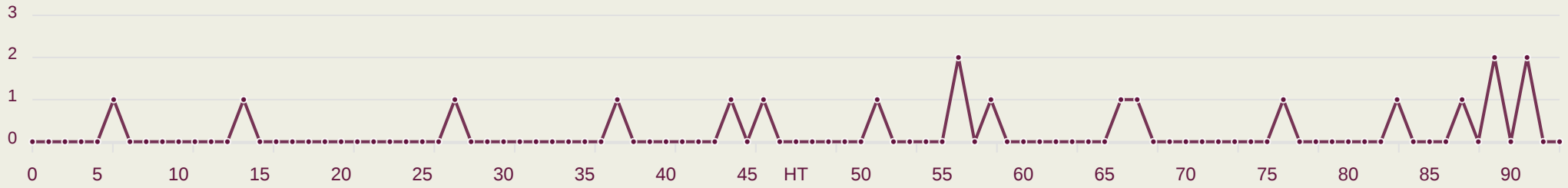

21

Total Involvements

Haiti

Haiti GK Involvement Timeline

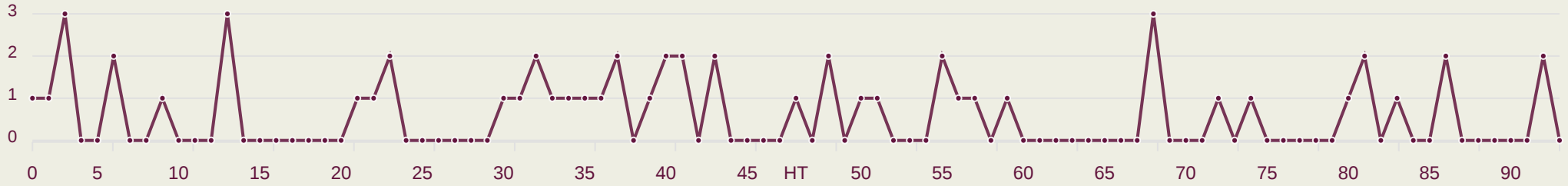

56

Total Involvements

Goalkeeping Distribution

France

Kick from Feet

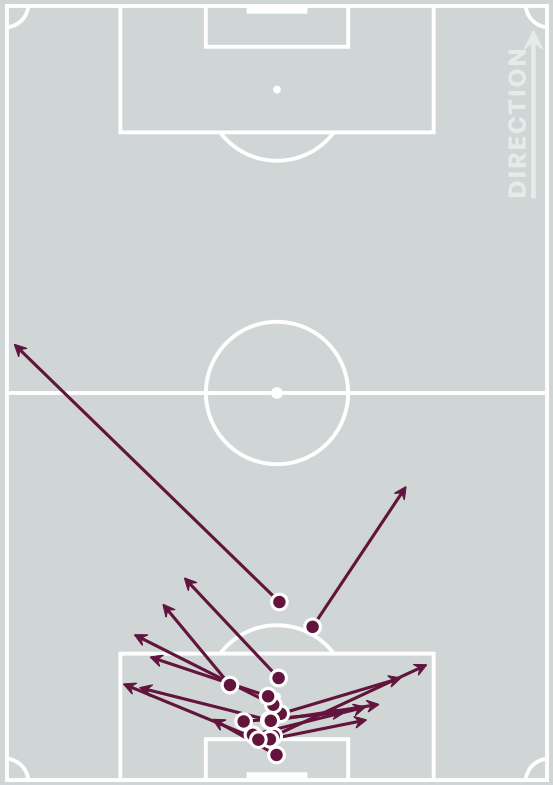

Complete Incomplete

- Play Onto
- Play Into
- Play Around
- Play Through
- Play Beyond
- Other

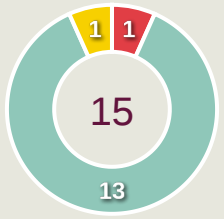

Kick from Hands

Complete Incomplete

- Side Kick
- From Hands
- Drop Kick

0

Throw Distribution

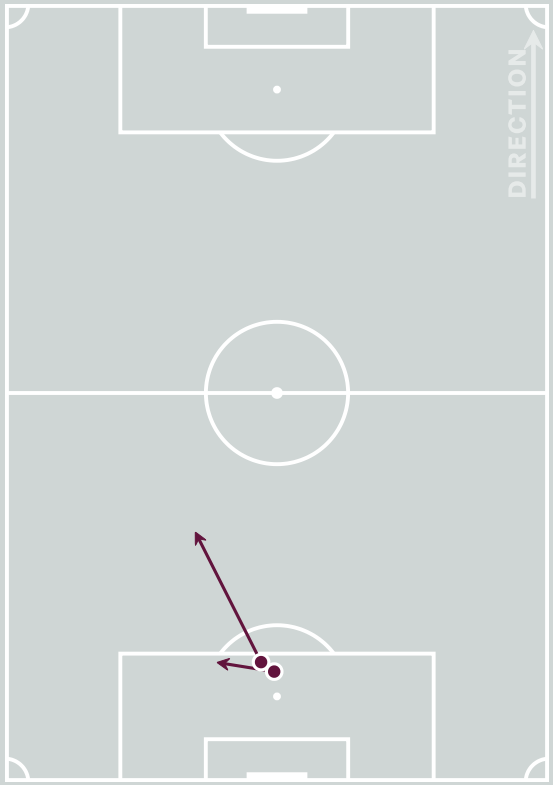

Complete Incomplete

- Over Arm
- Under Arm
- Side Arm
- Chest

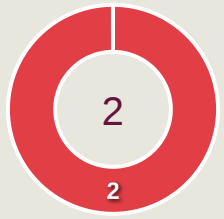

Total Distributions

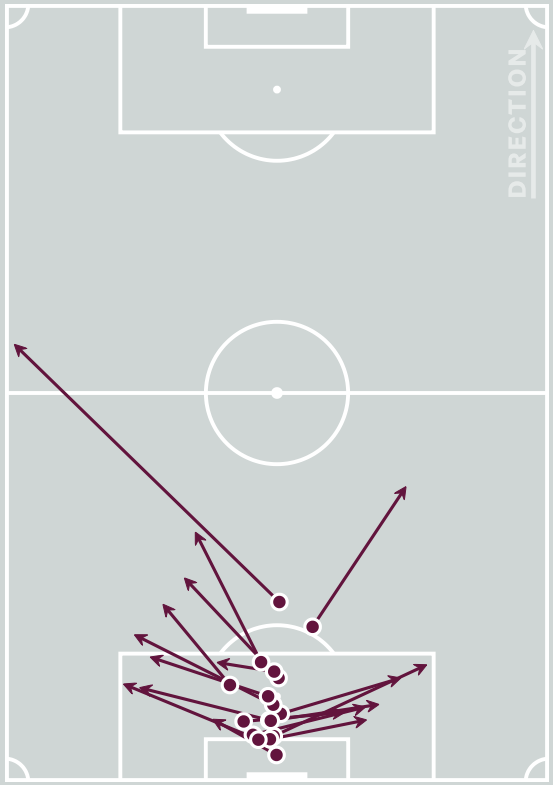

Complete Incomplete

3

Goalkeeper Line Breaks

Goalkeeping Distribution

Haiti

Kick from Feet

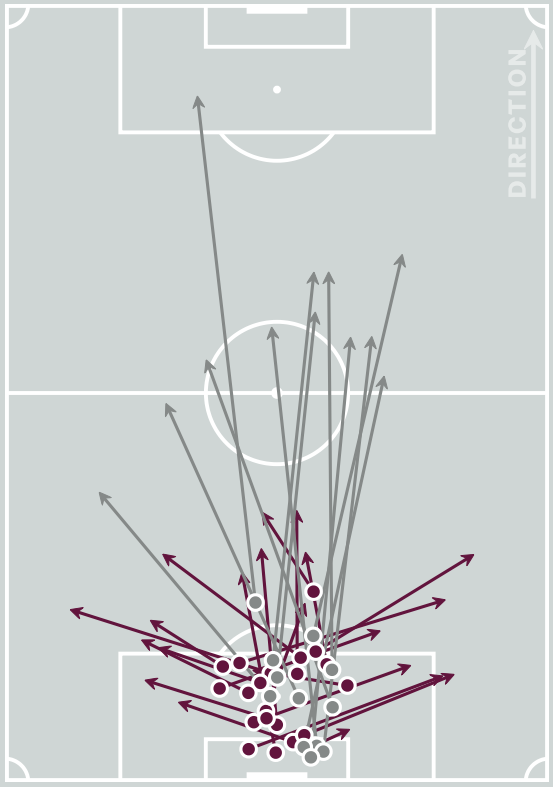

Complete Incomplete

- Play Onto
- Play Into
- Play Around
- Play Through
- Play Beyond
- Other

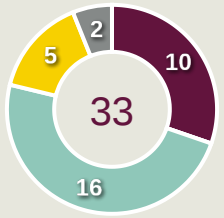

Kick from Hands

Complete Incomplete

- Side Kick
- From Hands
- Drop Kick

0

Throw Distribution

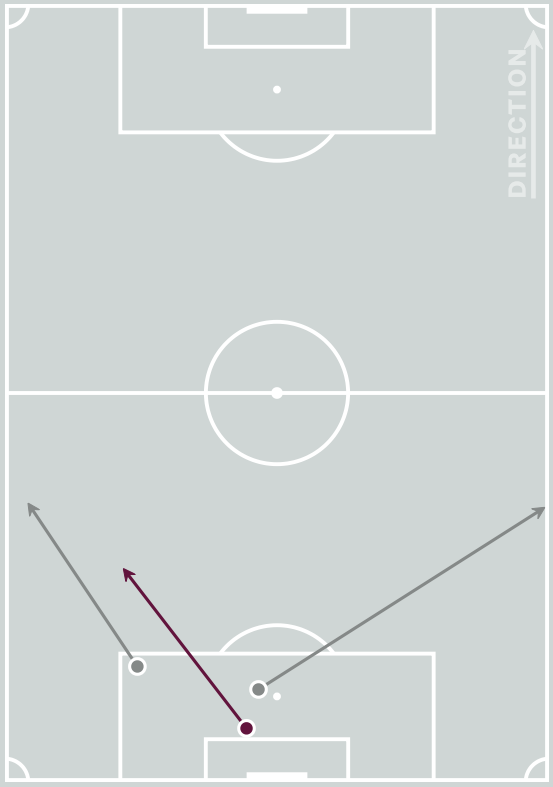

Complete Incomplete

- Over Arm
- Under Arm
- Side Arm
- Chest



Total Distributions

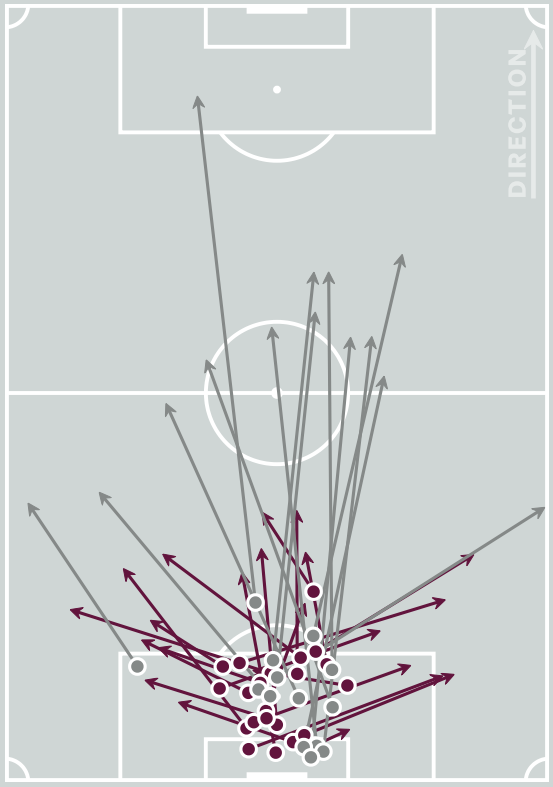

Complete Incomplete

15

Goalkeeper Line Breaks

Goal Prevention

France

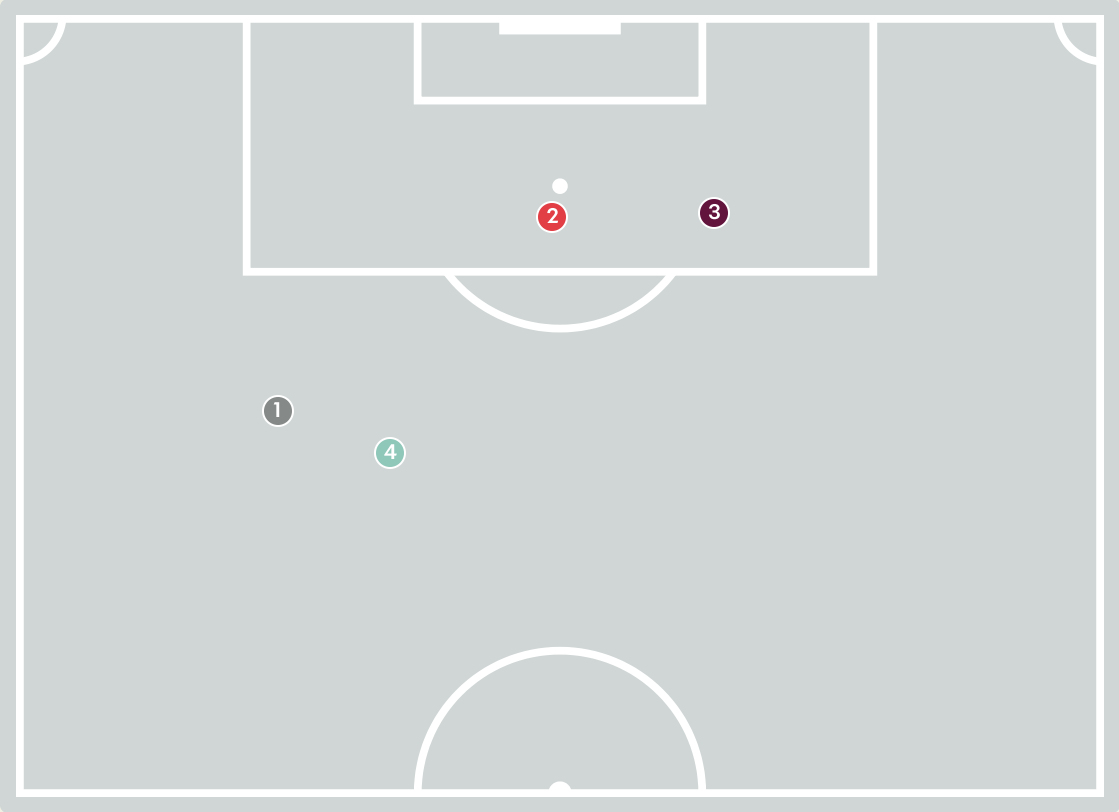

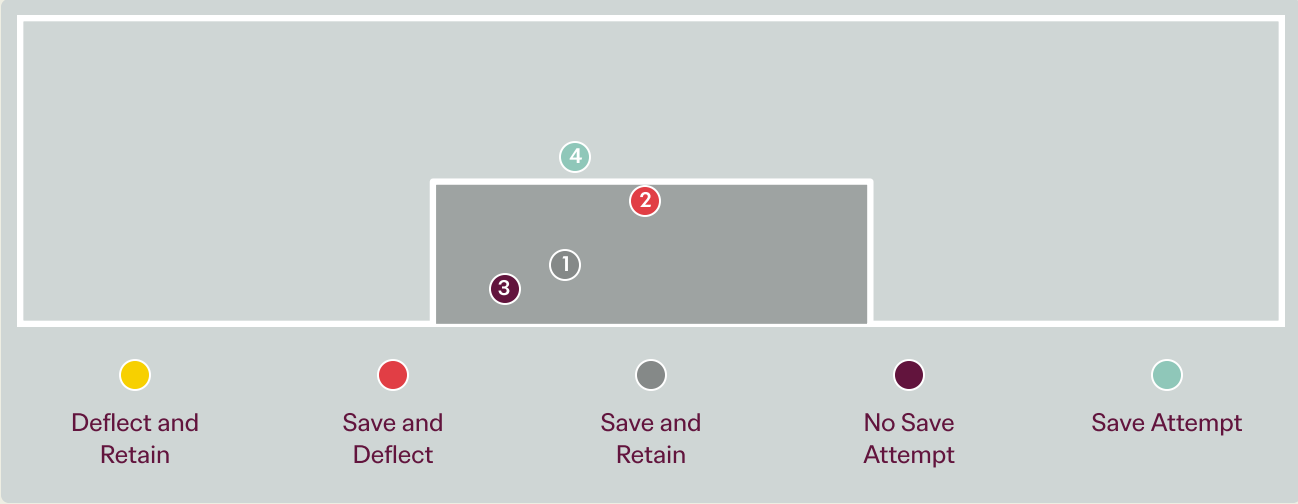

Intervention Type



Deflect & Retain · Save & Deflect · Save & Retain · No Save Attempt · Save Attempt

Intervention Body Type

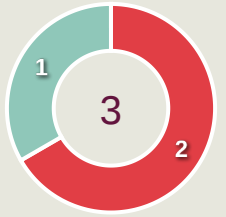

Head · Hands · Upper Body · Lower Body · Feet

4

Total Attempts on Goal Faced

67

Save %

Total Attempts on Goal Faced	Total Goal Interventions	Save & Retain	Deflect & Retain	Save & Deflect	Save Attempt	No Save Attempt
4	2	1	0	1	1	1

Goal Prevention

Haiti

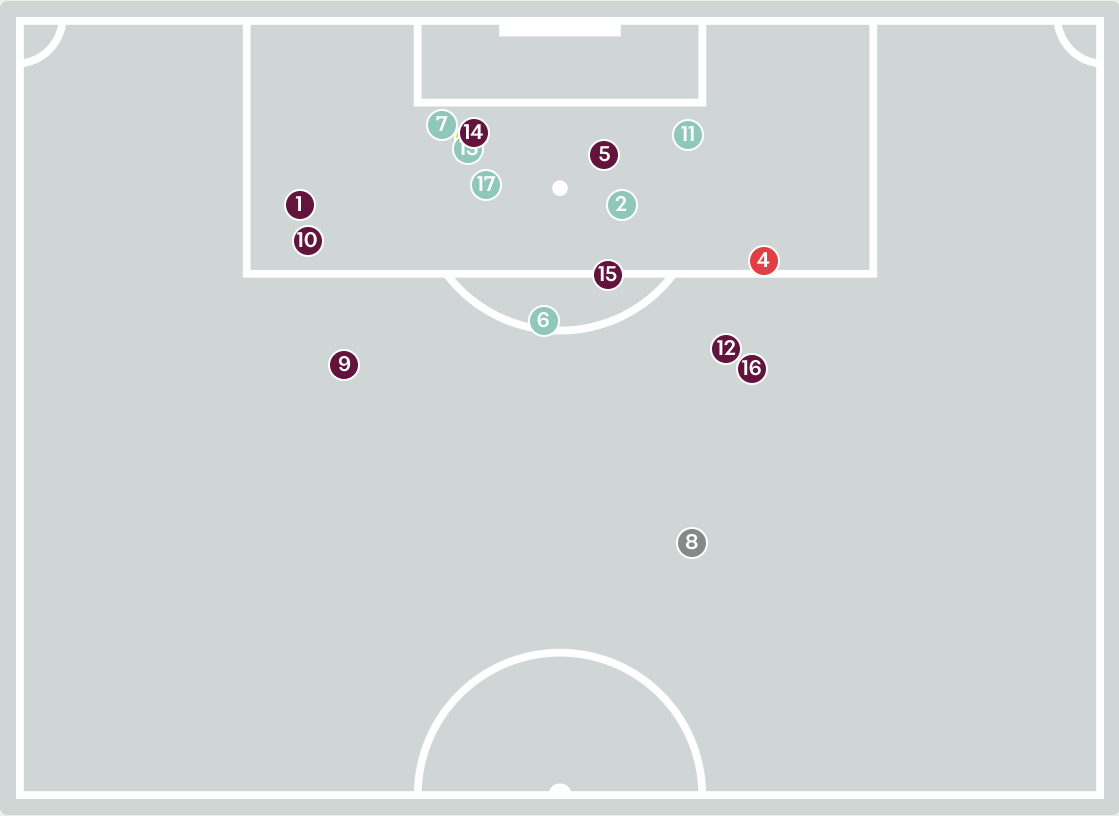

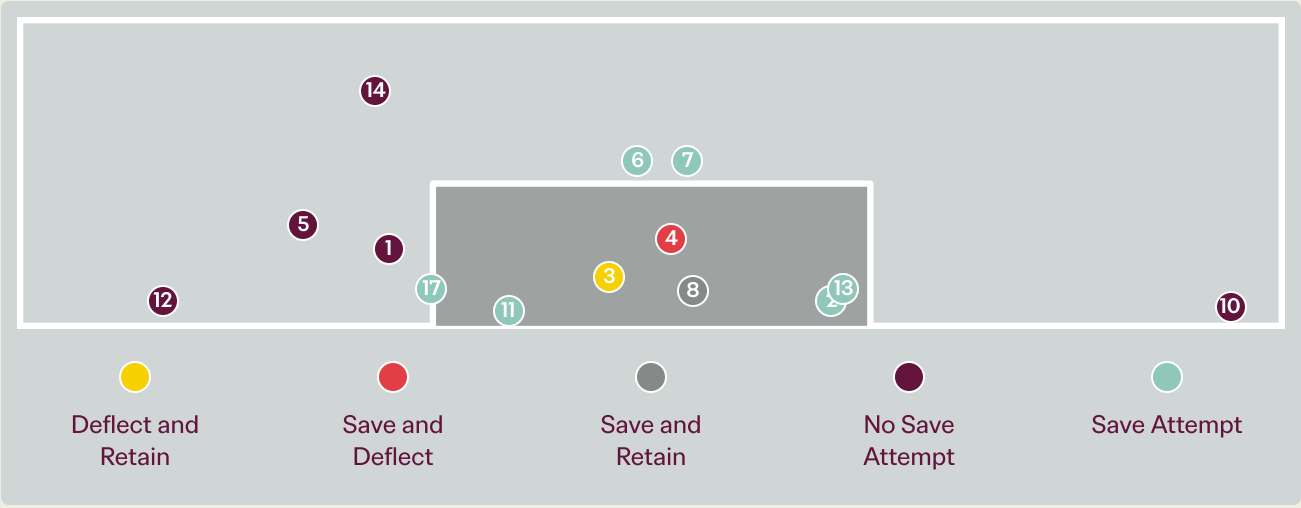

Intervention Type



Intervention Body Type

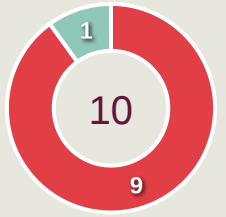

18

Total Attempts on Goal Faced

50

Save %

Total Attempts on Goal Faced	Total Goal Interventions	Save & Retain	Deflect & Retain	Save & Deflect	Save Attempt	No Save Attempt
18	3	1	1	2	6	8

Aerial Control

France

0
Total Interventions

0
Complete

0
Punches

0
Incomplete

0
Complete

0
Claims

0
Incomplete

0
Complete

0
Tipped/Palmed

0
Incomplete

Crosses Faced

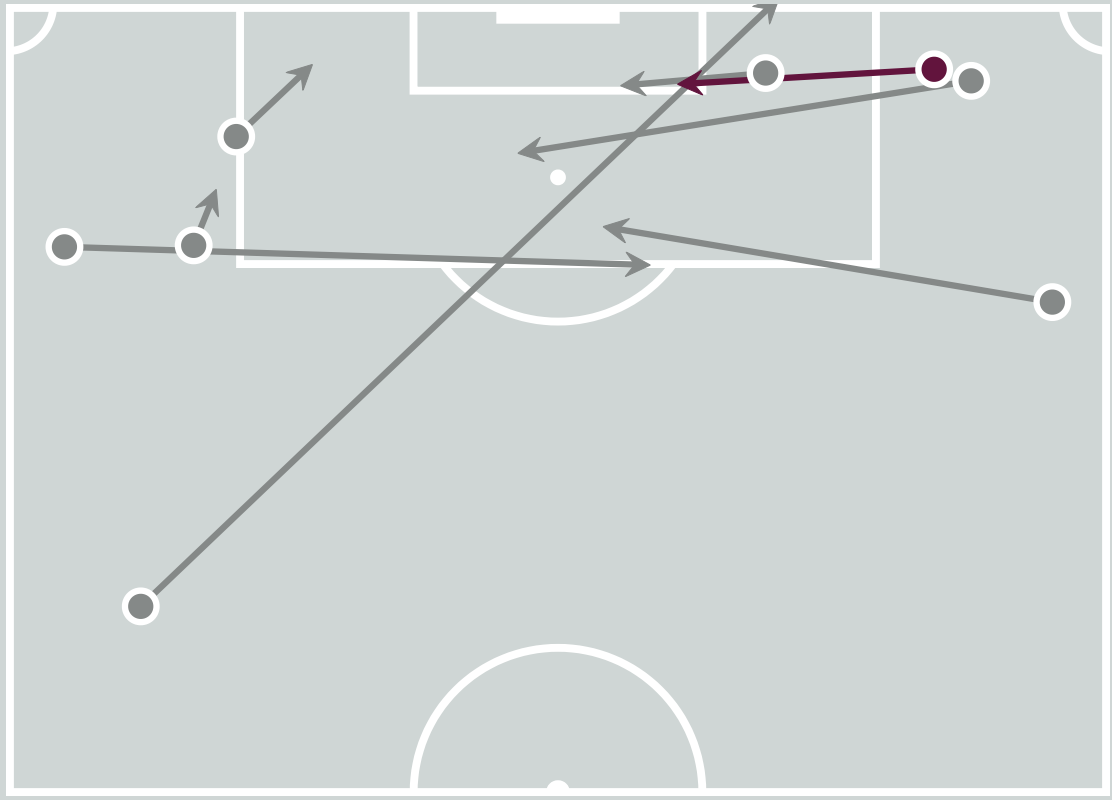

Delivery Types Faced

Total	In Swing	Out Swing	Driven	Lofted	Cutback	Push
10	1	5	0	1	2	1

Aerial Control

Haiti

1
Total Interventions

0	0	0
Complete	Punches	Incomplete

0	1	0
Complete	Claims	Incomplete

0	0	0
Complete	Tipped/Palmed	Incomplete

Crosses Faced

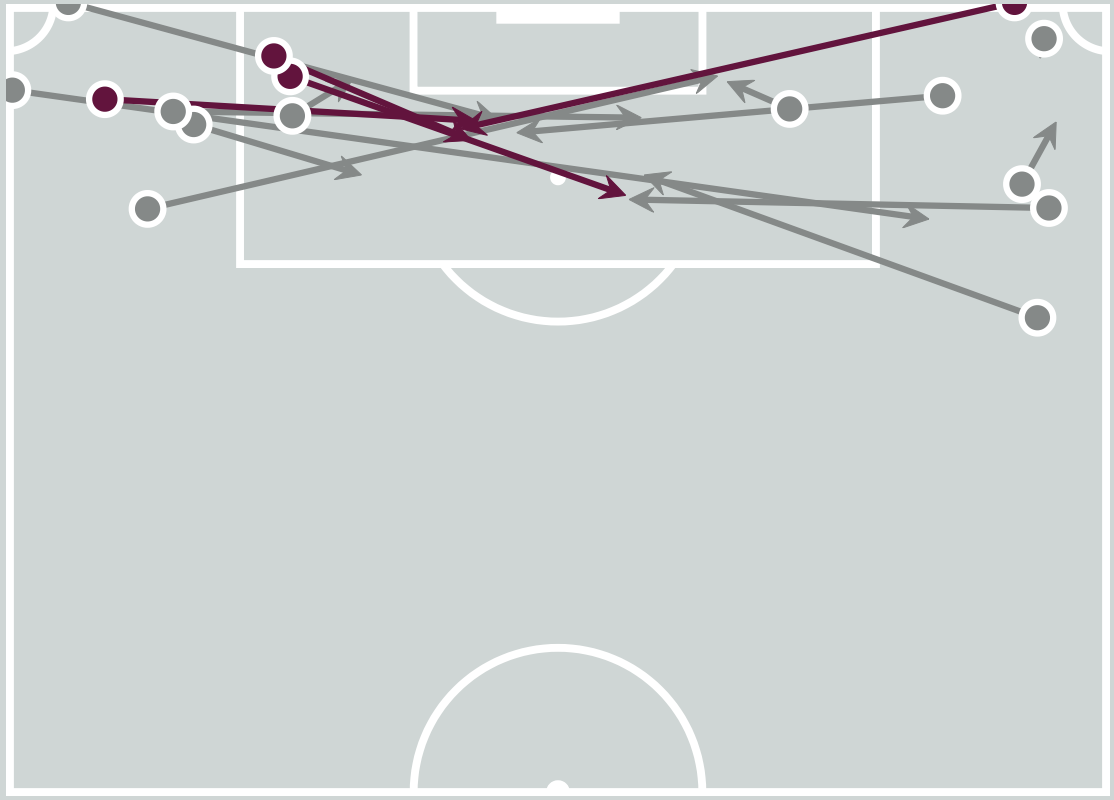

Delivery Types Faced

Total	In Swing	Out Swing	Driven	Lofted	Cutback	Push
21	4	8	3	2	2	2

FIFA U17 WORLD CUP QATAR 2026

SET PLAYS



France v Haiti

Set Plays

France

26
Total Set Plays

5
Total Free Kicks

0
Total Penalties

4
Total Corners

17
Total Throw Ins

Free Kicks	
Type	**Total**
Direct	4
Direct (on target)	0
Direct (off target)	0
Indirect	1

Corners			
Delivery Type	**From Left Side**	**From Right Side**	**Total**
Direct to Area	1	3	4
Short	0	0	0
Edge of Penalty Area	0	0	0

Corners	
Delivery Style	**Total**
Inswing	0
Outswing	4
Driven	0
Lofted	0

Set Plays

Haiti



40
Total Set Plays

15
Total Free Kicks

0
Total Penalties

2
Total Corners

23
Total Throw Ins

Free Kicks	
Type	**Total**
Direct	13
Direct (on target)	0
Direct (off target)	1
Indirect	2

Corners			
Delivery Type	**From Left Side**	**From Right Side**	**Total**
Direct to Area	1	1	2
Short	0	0	0
Edge of Penalty Area	0	0	0

Corners	
Delivery Style	**Total**
Inswing	1
Outswing	1
Driven	0
Lofted	0

INDIVIDUAL DATA IN POSSESSION



France v Haiti

In Possession - Distributions

France

#	Player	Passes Attempted	Passes Completed	Pass Completion %	Switches of Play	Crosses Attempted	Crosses Completed	Line Breaks Attempted	Line Breaks Completed	Line Break Completion %	Ball Progressions	Take Ons	Step Ins	Attempts at Goal	Goals
1	Thao MOUAPA	17	17	100%	0	0	0	3	3	100%	0	0	0	0	0
2	Mathis CHAMBON	50	44	88%	0	3	0	15	9	60%	2	2	0	1	0
3	Firmin THETIOT	61	55	90%	1	2	1	15	12	80%	4	4	0	0	0
5	Mohamed SYLLA	80	76	95%	1	1	0	22	20	91%	2	1	1	1	0
6	Idrissa DIA	40	36	90%	1	0	0	13	12	92%	1	1	0	1	0
9	Aly TRAORE	10	7	70%	0	2	0	2	1	50%	2	2	0	1	0
10	Noah LOUFOUNDOU	30	25	83%	0	7	1	7	6	86%	5	4	1	1	0
11	Loan MERRIFIELD	33	24	73%	1	3	1	9	6	67%	5	5	0	2	2
15	Leo LEMAITRE	76	72	95%	0	0	0	21	18	86%	1	0	1	0	0
17	Aymen AMAAOUCH	50	45	90%	0	0	0	6	6	100%	3	2	1	2	0
20	Mamadou MEITE	22	20	91%	1	0	0	6	5	83%	4	4	0	4	0
7	Noha TIEHI	10	9	90%	0	0	0	1	0	0%	1	1	0	4	1
8	Shai ETAME	5	4	80%	0	0	0	1	1	100%	0	0	0	0	0
13	Seydou KONATE	24	22	92%	0	1	1	3	3	100%	1	1	0	0	0
14	Djeewing ILPHONSE	4	3	75%	0	2	1	2	2	100%	3	3	0	0	0
18	Louis FOUBLE	14	14	100%	0	0	0	4	4	100%	0	0	0	0	0

In Possession - Offers & Receptions

France

			Offer movement types						
#	Player	Total Offers	In Front	In Between	Out to In	In to Out	In Behind	No Movement	Offers Received
1	Thao MOUAPA	5	0	0	0	0	0	5	1
2	Mathis CHAMBON	22	0	0	0	0	15	7	7
3	Firmin THETIOT	38	3	4	1	0	18	12	14
5	Mohamed SYLLA	10	2	0	0	0	0	8	5
6	Idrissa DIA	22	13	5	0	1	2	1	7
9	Aly TRAORE	16	0	4	0	0	12	0	7
10	Noah LOUFOUNDOU	33	4	9	1	0	15	4	11
11	Loan MERRIFIELD	50	6	9	4	1	15	15	21
15	Leo LEMAITRE	6	0	0	0	0	0	6	3
17	Aymen AMAAOUCH	38	12	14	1	4	3	4	9
20	Mamadou MEITE	10	2	2	0	1	4	1	4
7	Noha TIEHI	12	0	2	0	0	10	0	4
8	Shai ETAME	5	0	2	0	0	3	0	2
13	Seydou KONATE	11	1	3	0	2	4	1	6
14	Djeewing ILPHONSE	10	0	1	1	0	4	4	6
18	Louis FOUBLE	12	3	2	0	2	4	1	5

In Possession - Distributions

Haiti



#	Player	Passes Attempted	Passes Completed	Pass Completion %	Switches of Play	Crosses Attempted	Crosses Completed	Line Breaks Attempted	Line Breaks Completed	Line Break Completion %	Ball Progressions	Take Ons	Step Ins	Attempts at Goal	Goals
1	Clifford GENE	36	22	61%	0	0	0	15	4	27%	0	0	0	0	0
2	Guivens BARJON	44	35	80%	0	1	1	12	7	58%	5	3	2	0	0
3	Leonardo DIEUJUSTE	41	36	88%	1	0	0	10	9	90%	1	0	1	0	0
4	Stanley LOUIS	65	56	86%	1	0	0	24	16	67%	0	0	0	0	0
5	Miguel JOSEPH	54	41	76%	1	2	0	14	9	64%	1	1	0	1	0
8	Mickenley CHERY	33	27	82%	0	0	0	11	8	73%	1	1	0	0	0
9	Marvenly EXILAS	9	7	78%	0	1	0	0	0	0%	1	1	0	0	0
10	Emerson LAISSE	13	12	92%	0	1	0	5	4	80%	7	4	3	1	0
17	Germisson CHERY	21	15	71%	0	0	0	3	2	67%	0	0	0	1	0
18	Jourdlyn CLERVIUS	33	24	73%	1	3	0	6	2	33%	1	0	1	0	0
19	Stephen RAMOS	12	10	83%	0	1	0	6	4	67%	8	7	1	0	0
6	Danrick DALCE	12	10	83%	0	1	0	1	1	100%	0	0	0	0	0
11	Lehandro FILS AIME	2	1	50%	0	0	0	0	0	0%	0	0	0	0	0
14	Widlet JEAN SIMON	3	2	67%	0	0	0	0	0	0%	1	1	0	0	0
15	Nohe CHEVRY	0	0	0%	0	0	0	0	0	0%	0	0	0	0	0
20	Macenat PROPHETE	7	3	43%	0	0	0	2	1	50%	1	1	0	1	1

In Possession - Offers & Receptions

Haiti

			Offer movement types						
#	Player	Total Offers	In Front	In Between	Out to In	In to Out	In Behind	No Movement	Offers Received
1	Clifford GENE	5	0	0	0	0	0	5	3
2	Guivens BARJON	9	1	2	0	0	3	3	3
3	Leonardo DIEUJUSTE	0	0	0	0	0	0	0	0
4	Stanley LOUIS	6	1	0	0	0	0	5	3
5	Miguel JOSEPH	8	5	3	0	0	0	0	7
8	Mickenley CHERY	23	9	11	2	0	0	1	10
9	Marvenly EXILAS	43	0	2	1	1	38	1	4
10	Emerson LAISSE	11	2	3	1	1	2	2	5
17	Germisson CHERY	20	4	12	1	1	0	2	7
18	Jourdlyn CLERVIUS	9	1	0	0	0	3	5	1
19	Stephen RAMOS	27	0	8	2	1	9	7	8
6	Danrick DALCE	1	0	0	0	0	0	1	1
11	Lehandro FILS AIME	0	0	0	0	0	0	0	0
14	Widlet JEAN SIMON	16	1	0	4	0	6	5	2
15	Nohe CHEVRY	0	0	0	0	0	0	0	0
20	Macenat PROPHETE	9	1	3	0	1	4	0	2

INDIVIDUAL DATA
OUT OF POSSESSION



France v Haiti

Out of Possession

France



#	Player	Tackles Made / Won	Blocks	Interceptions	Pressing Direct	Pressing Indirect	Duels Won - Aerial	Duels Won - Physical	Possession Contests won	Clearances	Loose Ball Receptions	Pushing On	Pushing On into Pressing	Possession Regains	Possession Interrupted
1	Thao MOUAPA	0 / 0	0	0	0	0	0	0	0	1	2	0	0	3	1
2	Mathis CHAMBON	3 / 1	1	0	2	5	1	0	1	2	4	13	6	1	2
3	Firmin THETIOT	2 / 0	0	2	2	9	1	0	1	5	6	28	8	5	2
5	Mohamed SYLLA	1 / 0	2	2	2	1	3	0	3	1	4	3	0	4	1
6	Idrissa DIA	3 / 1	1	0	8	11	2	0	2	4	6	14	6	5	4
9	Aly TRAORE	2 / 0	1	0	3	17	1	0	1	0	3	10	6	0	1
10	Noah LOUFOUNDOU	3 / 2	2	0	5	38	2	0	2	0	4	22	15	3	0
11	Loan MERRIFIELD	0 / 0	3	1	2	15	0	0	1	0	7	10	7	3	0
15	Leo LEMAITRE	1 / 0	2	3	2	2	3	0	3	1	7	4	1	6	0
17	Aymen AMAAOUCH	7 / 1	3	2	11	26	2	0	3	0	15	32	21	5	3
20	Mamadou MEITE	1 / 1	1	0	4	17	2	0	2	0	3	13	11	1	0
7	Noha TIEHI	1 / 0	0	0	2	18	2	0	2	0	1	10	8	0	0
8	Shai ETAME	1 / 0	2	0	1	3	0	0	0	0	0	3	2	0	2
13	Seydou KONATE	2 / 1	1	0	6	6	1	0	1	1	3	12	3	3	2
14	Djeewing ILPHONSE	1 / 0	3	0	3	8	0	0	0	1	1	5	4	0	4
18	Louis FOUBLE	1 / 0	2	0	0	3	0	0	0	2	1	1	1	0	2

Out of Possession

Haiti



#	Player	Tackles Made / Won	Blocks	Interceptions	Pressing Direct	Pressing Indirect	Duels Won - Aerial	Duels Won - Physical	Possession Contests won	Clearances	Loose Ball Receptions	Pushing On	Pushing On into Pressing	Possession Regains	Possession Interrupted
1	Clifford GENE	0 / 0	0	0	0	0	0	0	0	0	1	0	0	4	0
2	Guivens BARJON	8 / 4	5	1	2	11	0	0	1	3	7	10	4	8	8
3	Leonardo DIEUJUSTE	2 / 1	4	1	4	5	0	0	0	6	6	6	2	4	6
4	Stanley LOUIS	9 / 2	2	1	6	6	0	0	0	6	4	8	3	5	7
5	Miguel JOSEPH	2 / 1	5	0	4	17	0	0	0	1	12	23	8	4	3
8	Mickenley CHERY	4 / 0	3	2	3	17	0	0	2	2	6	26	4	3	4
9	Marvenly EXILAS	0 / 0	0	0	4	35	0	2	2	0	3	28	24	1	0
10	Emerson LAISSE	3 / 0	0	0	6	21	0	0	0	0	5	17	14	0	2
17	Germisson CHERY	5 / 1	2	0	9	35	1	0	2	1	4	24	14	3	1
18	Jourdlyn CLERVIUS	5 / 0	1	0	7	20	0	0	0	5	8	34	17	1	6
19	Stephen RAMOS	1 / 0	1	0	2	26	1	0	1	0	1	17	13	1	0
6	Danrick DALCE	2 / 1	1	1	1	2	0	0	0	0	1	3	1	2	1
11	Lehandro FILS AIME	0 / 0	0	0	0	1	0	0	0	0	0	1	1	0	0
14	Widlet JEAN SIMON	0 / 0	0	1	4	15	0	0	0	0	1	14	11	1	0
15	Nohe CHEVRY	0 / 0	0	0	1	2	0	0	0	0	0	1	1	0	0
20	Macenat PROPHETE	0 / 0	0	1	0	17	0	0	0	1	4	8	6	1	0

INDIVIDUAL DATA
PHYSICAL



France v Haiti

Physical Data

France

#	Player	Total Distance (m)	Zone 1: 0-7 km/h (m)	Zone 2: 7-15 km/h (m)	Zone 3: 15-20 km/h (m)	Zone 4: 20-25 km/h (m)	Zone 5: 25+ km/h (m)	High Speed Runs (Zone 3)	Sprints (Zone 4 & 5)	Top Speed (km/h)
1	Thao MOUAPA	5256.5	3552.6	1274.5	252.4	106.7	70.2	25.0	15.0	28.2
2	Mathis CHAMBON	10834.7	3867.0	4913.1	1232.2	523.4	299.0	110.0	38.0	32.2
3	Firmin THETIOT	11504.8	3032.2	5648.4	1779.3	799.5	245.4	172.0	56.0	32.6
5	Mohamed SYLLA	10139.6	3527.6	5027.4	1176.5	289.2	118.9	105.0	28.0	32.2
6	Idrissa DIA	11187.8	2929.0	6293.8	1592.8	365.8	6.5	151.0	24.0	25.3
9	Aly TRAORE	6187.4	1616.2	3139.1	942.8	364.2	125.0	82.0	30.0	30.6
10	Noah LOUFOUNDOU	9109.0	2955.4	4058.9	1467.0	499.9	127.8	126.0	41.0	30.6
11	Loan MERRIFIELD	7515.6	2724.7	3327.5	822.6	407.1	233.8	79.0	32.0	33.0
15	Leo LEMAITRE	9513.3	3699.3	4496.8	985.9	240.5	90.8	91.0	23.0	31.0
17	Aymen AMAAOUCH	10987.5	2879.4	5703.1	1848.3	511.8	44.9	157.0	35.0	28.5
20	Mamadou MEITE	5293.9	1906.9	2396.0	742.5	190.4	58.0	66.0	18.0	29.7
7	Noha TIEHI	4761.0	1765.9	2091.3	549.8	239.6	114.4	54.0	23.0	32.0
8	Shai ETAME	1499.3	299.2	623.0	356.0	181.6	39.6	30.0	13.0	29.2
13	Seydou KONATE	5341.3	1388.4	2782.9	814.7	238.4	116.9	81.0	18.0	32.8
14	Djeewing ILPHONSE	2873.6	966.4	1321.9	416.1	136.1	33.1	42.0	9.0	30.8
18	Louis FOUBLE	2222.3	514.0	1114.4	433.8	160.1	0	43.0	15.0	24.5

Physical Data

Haiti



#	Player	Total Distance (m)	Zone 1: 0-7 km/h (m)	Zone 2: 7-15 km/h (m)	Zone 3: 15-20 km/h (m)	Zone 4: 20-25 km/h (m)	Zone 5: 25+ km/h (m)	High Speed Runs (Zone 3)	Sprints (Zone 4 & 5)	Top Speed (km/h)
1	Clifford GENE	5444.9	3575.6	1541.6	220.6	80.6	26.5	19.0	11.0	28.0
2	Guivens BARJON	7975.9	2671.3	3708.1	1047.5	420.5	128.6	94.0	34.0	32.2
3	Leonardo DIEUJUSTE	10045.8	3204.7	5326.0	1047.6	354.9	112.5	108.0	34.0	29.1
4	Stanley LOUIS	9897.2	3524.3	4930.6	1139.2	264.5	38.7	113.0	24.0	26.8
5	Miguel JOSEPH	10392.4	3485.3	5544.2	1102.2	201.6	59.0	99.0	16.0	28.2
8	Mickenley CHERY	7887.3	2253.8	4374.9	1066.0	188.4	4.2	103.0	15.0	25.2
9	Marvenly EXILAS	7629.8	2636.6	3315.9	1037.1	488.4	151.8	96.0	38.0	32.0
10	Emerson LAISSE	10653.3	3592.7	5091.2	1296.6	539.2	133.6	116.0	41.0	33.9
17	Germisson CHERY	11063.1	3286.8	5610.1	1857.1	302.9	6.2	153.0	25.0	25.5
18	Jourdlyn CLERVIUS	10113.4	3452.7	4926.2	1244.1	389.2	101.2	126.0	32.0	28.2
19	Stephen RAMOS	9056.7	3665.6	3745.8	1145.6	389.1	110.7	104.0	33.0	31.6
6	Danrick DALCE	2281.4	625.9	1088.3	360.4	194.0	12.8	34.0	15.0	26.0
11	Lehandro FILS AIME	779.9	203.4	297.6	186.7	92.3	0	17.0	5.0	23.8
14	Widlet JEAN SIMON	3409.2	849.2	1523.8	656.7	307.8	71.7	60.0	25.0	30.1
15	Nohe CHEVRY	747.9	193.2	330.4	122.6	93.3	8.3	12.0	7.0	26.1
20	Macenat PROPHETE	3278.9	961.2	1570.8	631.0	96.3	19.7	52.0	9.0	29.7


FIFA
U17
WORLD CUP
QATAR 2026