FIFA U17 WORLD CUP QATAR 2026

POST MATCH SUMMARY REPORT

Mozambique 4 - 0 Denmark

Group C - Match 6
19 November 2026
18:00 Kick Off
Aspire Zone - Pitch 3 - Bader Bilal

19 November 2026 - Aspire Zone - Pitch 3 - Bader Bilal - 18:00

Match Summary - Teams

Mozambique

4 – 0

Denmark

STARTING

1	GK	JOAO		
2	DF	PIRES		
5	MF	KHENZANE	⚽ 4'	🟨 46' ⬇ 77'
7	FW	ALIRIO CUNA	⚽ 32'	⚽ 44'
8	MF	VALENTIM	⬇ 71'	
10	MF	CHAUSON	⬇ 71'	
11	FW	NHAMPULE JUNIOR	⬇ 90+2'	
15	MF	DIEGO		
17	DF	PASCOAL		
19	DF	FLORESNALDO	🟨 65'	⬇ 90+2'
20	DF	ALLAN		

SUBSTITUTES

12	GK	RICARDO	
21	GK	JUSTINO	
3	DF	DENZEL	⬆ 90+2'
4	DF	EDMILSON	
6	MF	JOEL	⬆ 71'
9	MF	JONAS	
13	MF	JULIO	⬆ 77'
14	MF	STEYS	⬆ 90+2'
16	MF	CHARIF	
18	MF	MUBAI	⬆ 71' ⚽ 90+1' 🟨 92'

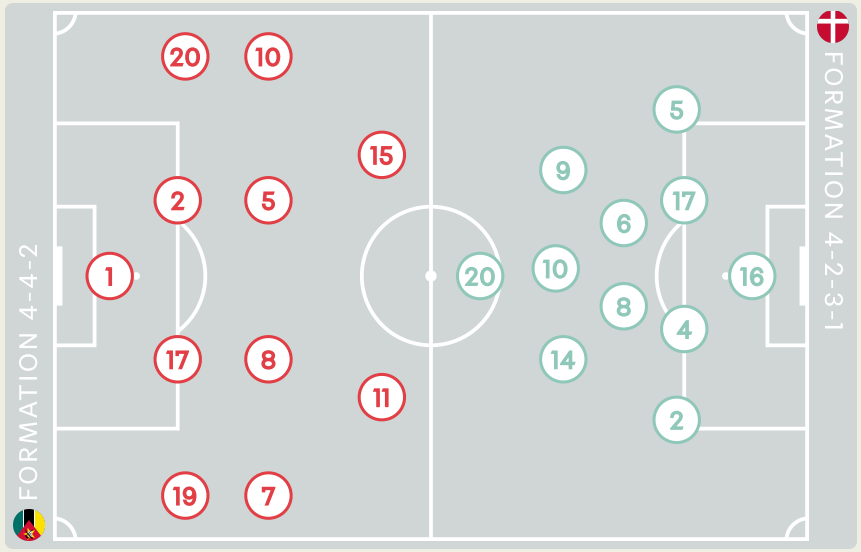

STARTING

Elias MEDINA	GK	16	
Xander POULSEN	DF	2	
Noah MADSEN	DF	4	
⬇ 78' Magnus DALAGER	DF	5	
Hector LUX	MF	6	
Frederik VESTERGAARD	MF	8	
Elvin MEHICIC	FW	9	
⬇ 65' Omran KHATAR	FW	10	
⬇ 45' Ishaq HOLALAM	FW	14	
⬇ 45' Daryosh POPALZAI	DF	17	
⬇ 45' Chukwuemeka OBI	FW	20	

SUBSTITUTES

Villads BERTELSEN	GK	1	
Bertram MORGENSTJAERNE	GK	12	
Jakob SORENSEN	DF	3	
Viktor BASTRUP	MF	7	
⬆ 45' Ekene CHUKWUANI	FW	11	
⬆ 45' Elias WARMING	DF	13	
⬆ 65' Kerim SEJDIC	FW	15	
⬆ 78' Julius WICHMANN	MF	18	
⬆ 45' Noah MANATA	MF	19	
Elias JENSEN	MF	21	

Distribution in the Final Third

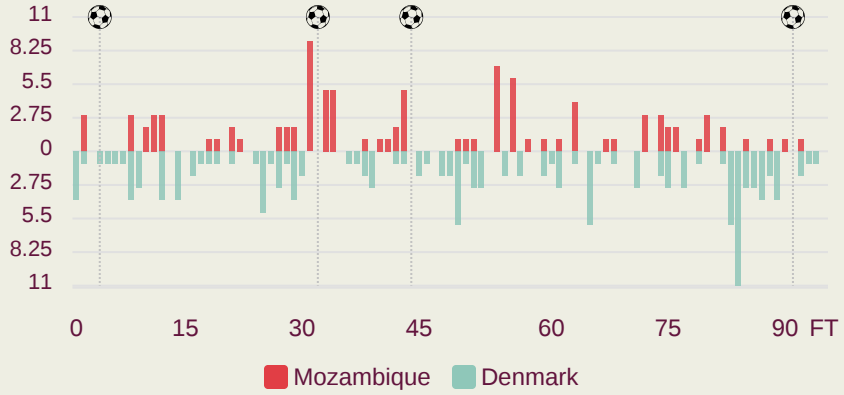

19 November 2026 - Aspire Zone - Pitch 3 - Bader Bilal - 18:00

Match Summary - Key Statistics



Mozambique

4 — 0

Denmark



Possession

Total	40%	10.4%	49.6%	Total
4	Goals			0
1.71	xG (Expected Goals)			0.7
22 (8)	Attempts at Goal (On Target)			10 (1)
410 (337)	Total Passes (Complete)			514 (415)
82 %	Pass Completion %			81 %
88	Completed Line Breaks			114
13	Defensive Line Breaks			12
81	Receptions in the Final Third			100
13	Crosses			26
40	Ball Progressions			32
219 (35)	Defensive Pressures Applied (Direct Pressures)			245 (59)
46	Forced Turnovers			46
84	Second Balls			73
118.6 km	Total Distance Covered			122.2 km
7 km	Zone 4 – Low Speed Sprinting: 20-25 km/h			6.7 km

19 November 2026 - Aspire Zone - Pitch 3 - Bader Bilal - 18:00

Mozambique

Phases of Play

Denmark

IN POSSESSION

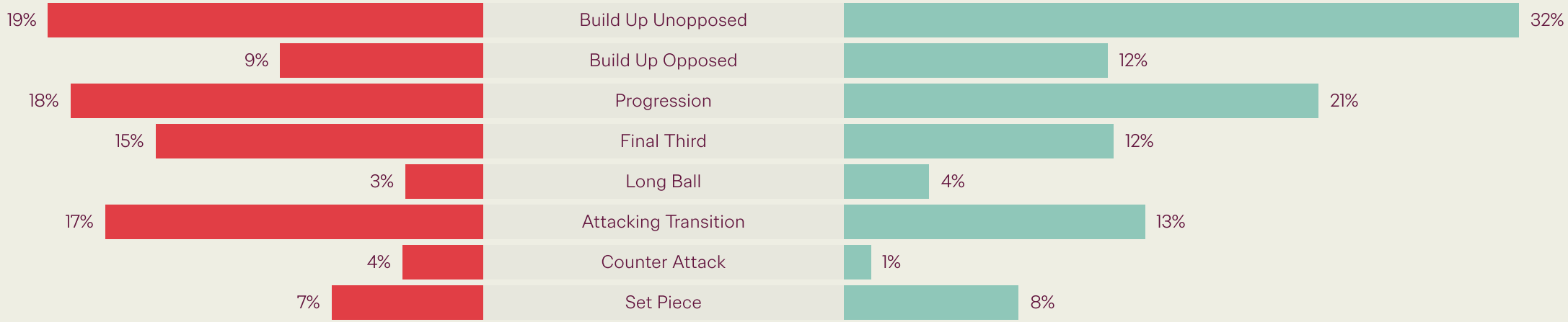

OUT OF POSSESSION

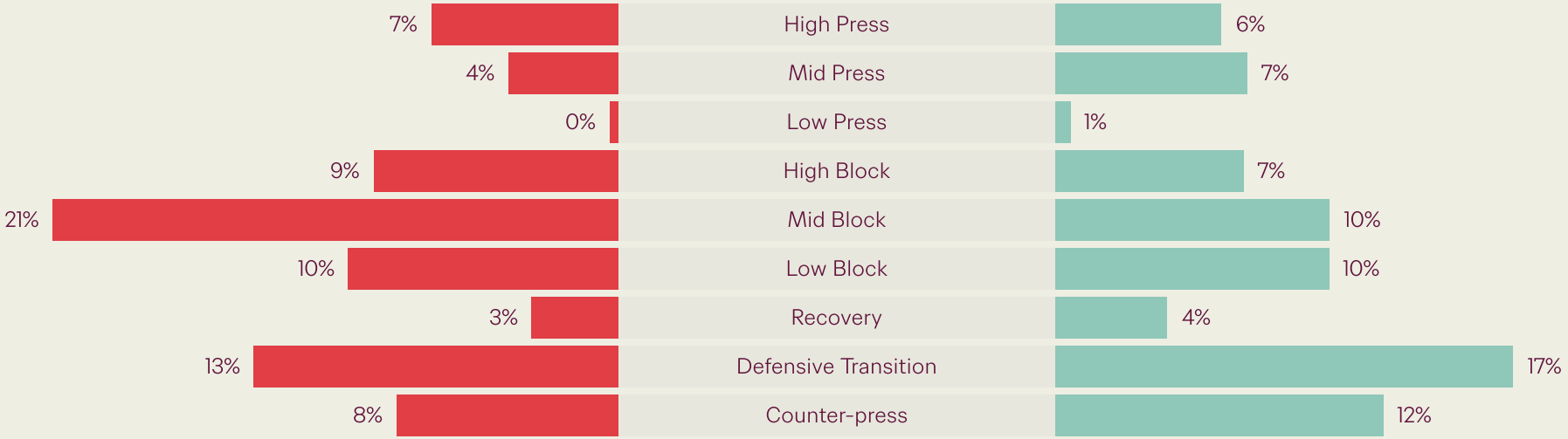

IN POSSESSION




Mozambique v Denmark

In Possession Line Height & Team Length

Mozambique

Build Up Low

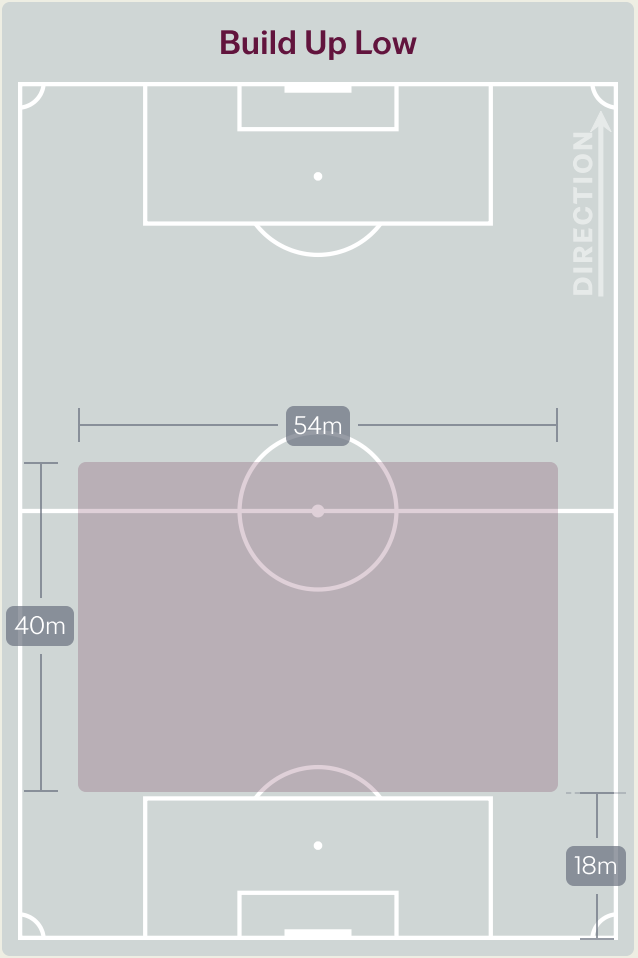

Build Up Mid

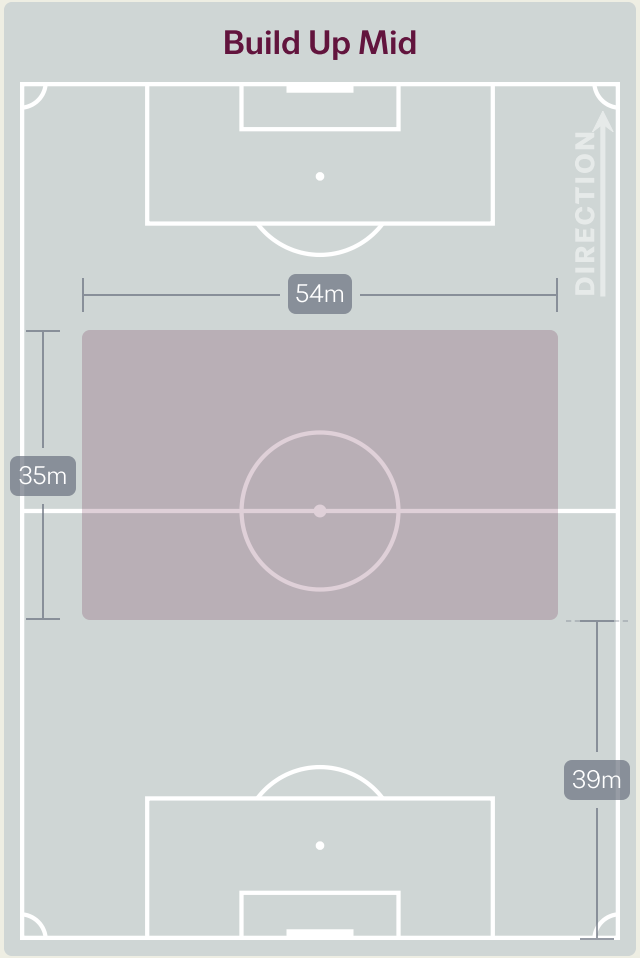

Final Third Phase

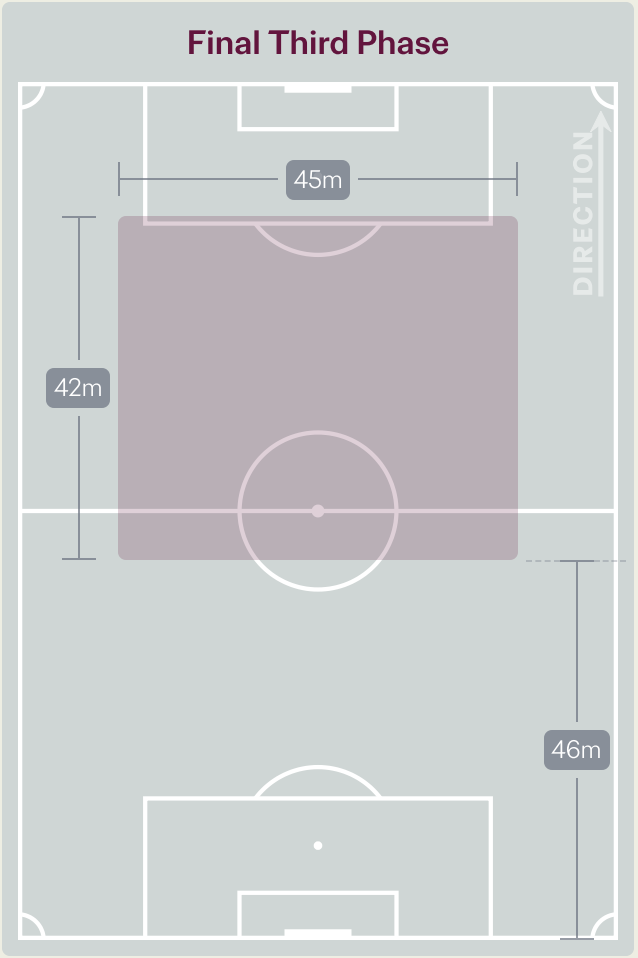

In Possession Line Height & Team Length

Denmark

Build Up Low

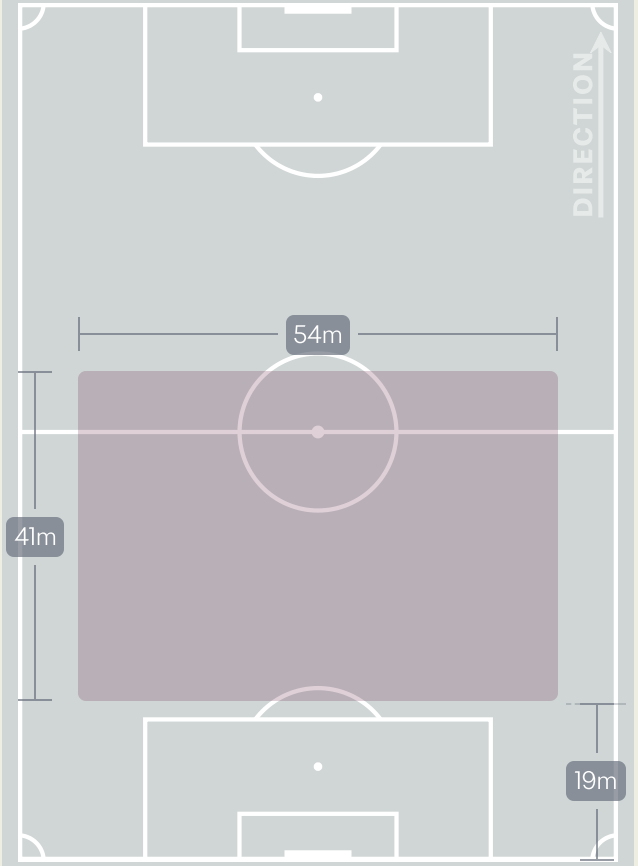

Build Up Mid

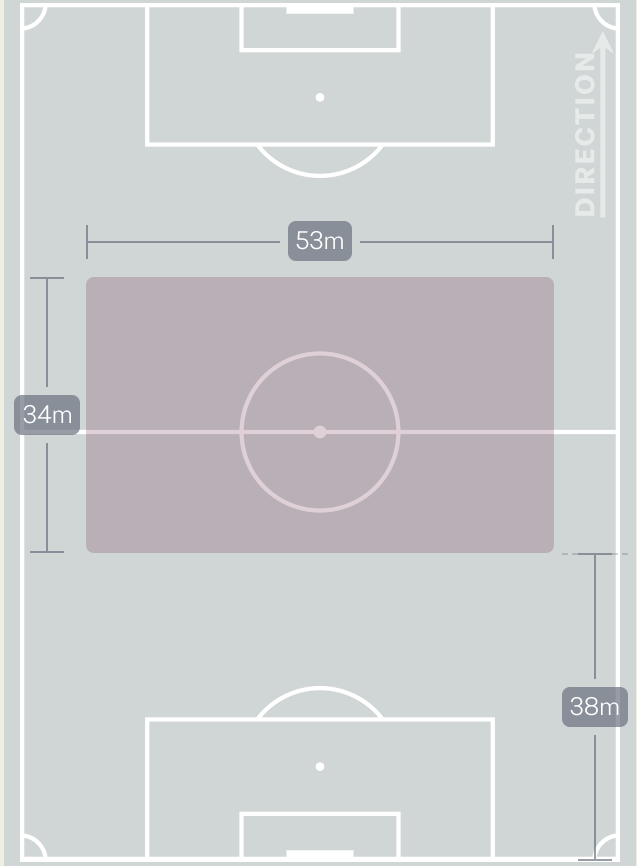

Final Third Phase

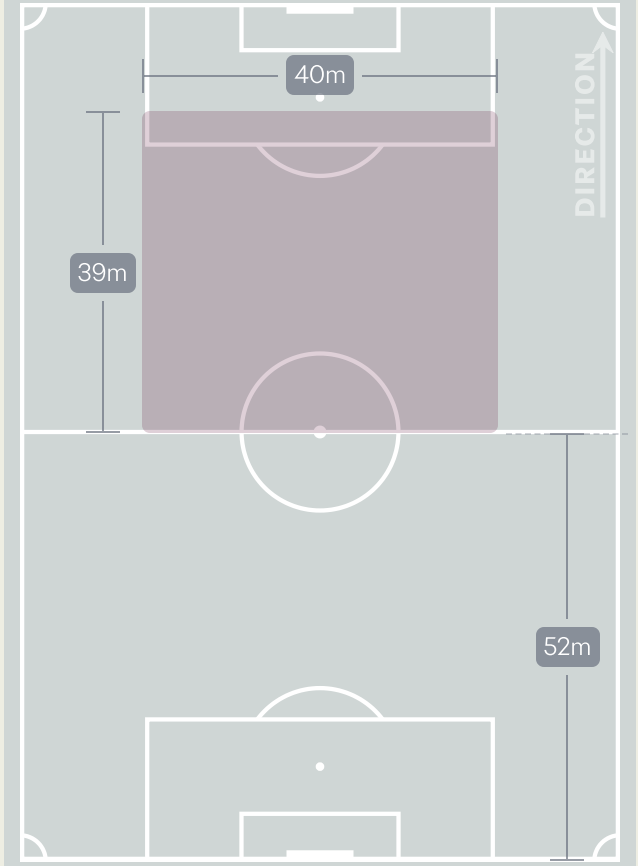

Line Breaks

Mozambique

Attempted Line Breaks
124

Attempted	Complete
42	36

Attempted	Complete
41	31

Attempted	Complete
41	21

4 Units

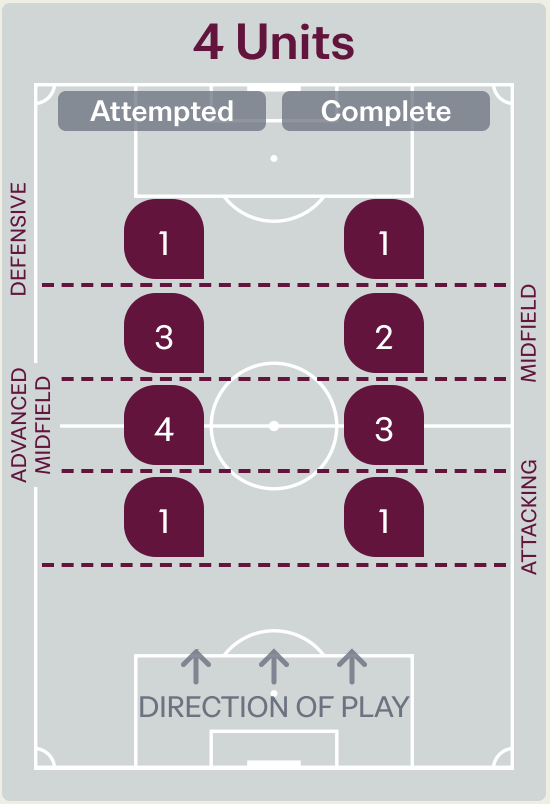

Attempted Line Breaks	**9**
Inside Shape	5
Outside Shape	4

3 Units

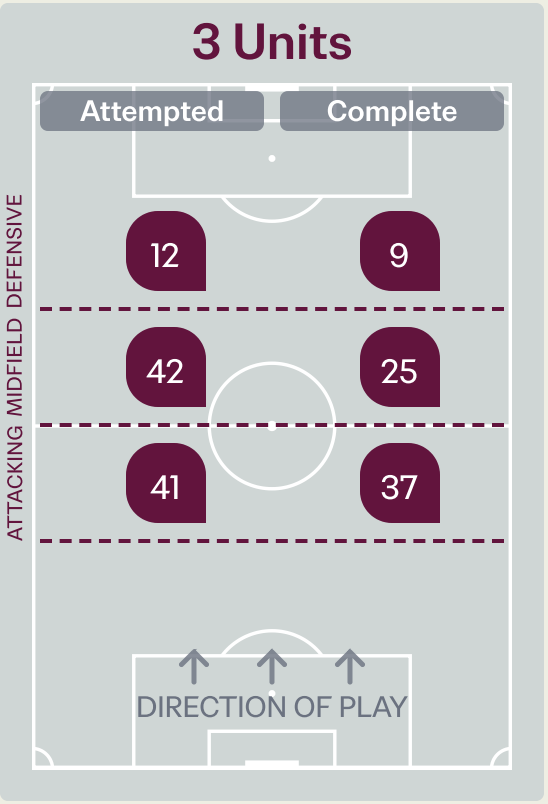

Attempted Line Breaks	**95**
Inside Shape	61
Outside Shape	34

2 Units

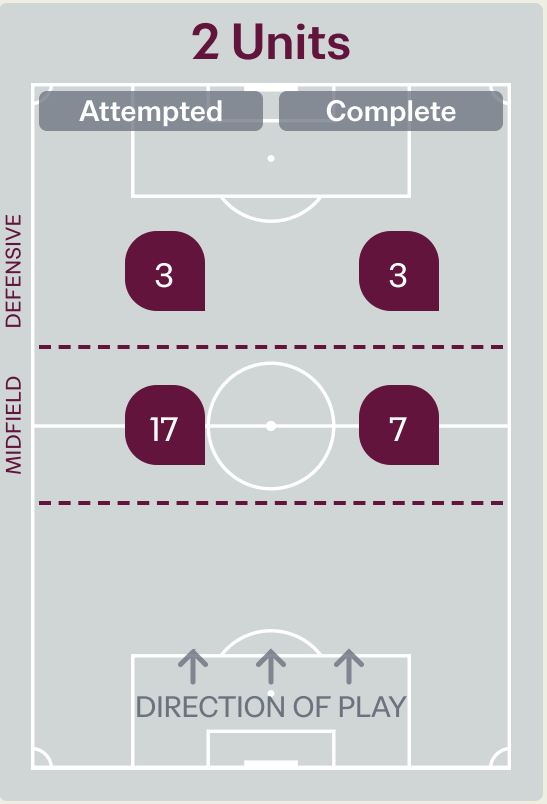

Attempted Line Breaks	**20**
Inside Shape	13
Outside Shape	7

Line Breaks

Denmark

Attempted Line Breaks
162

Attempted	Complete
56	44

Attempted	Complete
38	32

Attempted	Complete
68	38

4 Units

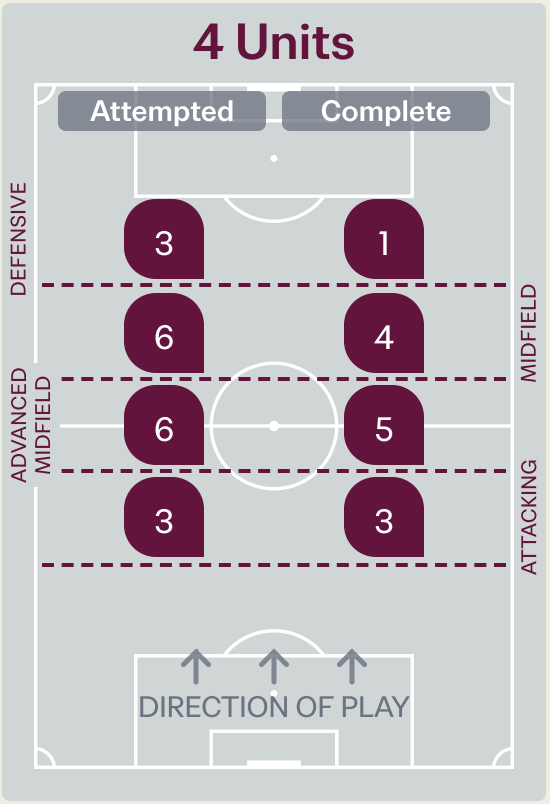

Attempted Line Breaks	18
Inside Shape	8
Outside Shape	10

3 Units

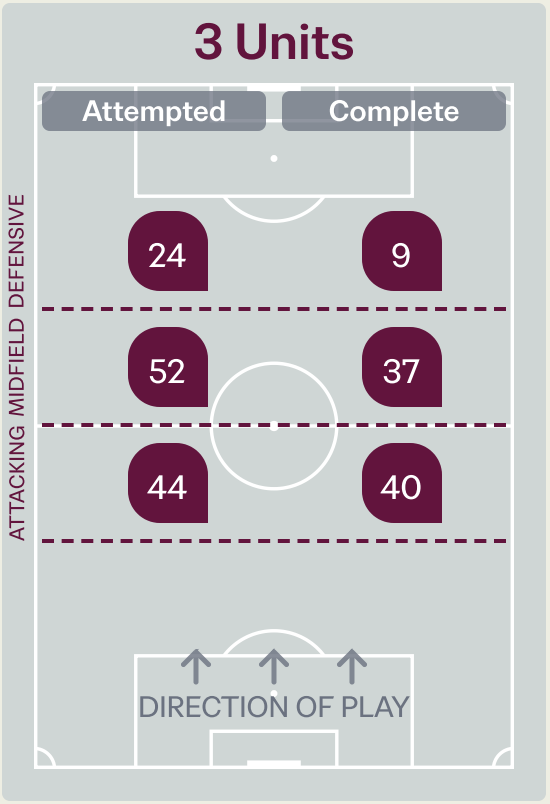

Attempted Line Breaks	120
Inside Shape	76
Outside Shape	44

2 Units

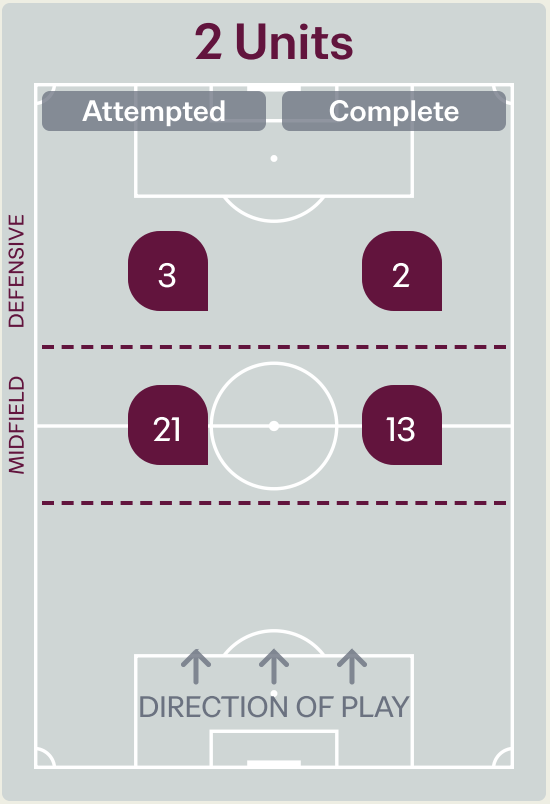

Attempted Line Breaks	24
Inside Shape	17
Outside Shape	7

Line Breaks

Mozambique



					4 Units				3 Units			2 Units		Direction			Distribution Type		
#	Player	Line Breaks Attempted	Line Breaks Completed	Line Break Completion %	Attacking Line	Attacking Midfield Line	Midfield Line	Defensive Line	Attacking Line	Midfield Line	Defensive Line	Midfield Line	Defensive Line	Through	Around	Over	Pass	Cross	Ball Progression
1	JOAO	14	5	36%	0	0	1	0	4	4	1	4	0	1	3	10	14	0	0
2	PIRES	17	14	82%	1	1	0	1	11	1	1	1	0	9	3	5	16	0	1
5	KHENZANE	11	10	91%	0	0	0	0	1	7	1	2	0	6	3	2	11	0	0
7	ALIRIO CUNA	10	6	60%	0	0	1	0	1	5	2	0	1	4	2	4	9	0	1
8	VALENTIM	1	1	100%	0	0	0	0	0	1	0	0	0	1	0	0	1	0	0
10	CHAUSON	5	4	80%	0	0	0	0	1	2	1	0	1	1	3	1	5	0	0
11	NHAMPULE JUNIOR	0	0	0%	0	0	0	0	0	0	0	0	0	0	0	0	0	0	0
15	DIEGO	6	4	67%	0	0	1	0	0	2	1	1	1	1	3	2	4	0	2
17	PASCOAL	10	6	60%	0	0	0	0	5	4	0	1	0	3	3	4	10	0	0
19	FLORESNALDO	25	22	88%	0	1	0	0	13	6	2	3	0	7	9	9	25	0	0
20	ALLAN	18	10	56%	0	2	0	0	2	7	3	4	0	4	10	4	11	4	3
3	DENZEL	0	0	0%	0	0	0	0	0	0	0	0	0	0	0	0	0	0	0
6	JOEL	5	4	80%	0	0	0	0	1	3	0	1	0	4	1	0	4	0	1
13	JULIO	2	2	100%	0	0	0	0	2	0	0	0	0	1	1	0	2	0	0
14	STEYS	0	0	0%	0	0	0	0	0	0	0	0	0	0	0	0	0	0	0
18	MUBAI	0	0	0%	0	0	0	0	0	0	0	0	0	0	0	0	0	0	0

Line Breaks

Denmark

					4 Units				3 Units			2 Units		Direction			Distribution Type		
#	Player	Line Breaks Attempted	Line Breaks Completed	Line Break Completion %	Attacking Line	Attacking Midfield Line	Midfield Line	Defensive Line	Attacking Line	Midfield Line	Defensive Line	Midfield Line	Defensive Line	Through	Around	Over	Pass	Cross	Ball Progression
16	Elias MEDINA	23	18	78%	3	2	0	0	9	5	2	2	0	10	3	10	23	0	0
2	Xander POULSEN	20	15	75%	0	0	3	0	5	6	3	3	0	2	7	11	17	2	1
4	Noah MADSEN	18	13	72%	0	1	0	0	11	3	0	3	0	10	2	6	17	0	1
5	Magnus DALAGER	10	7	70%	0	1	0	0	2	2	2	3	0	3	1	6	9	0	1
6	Hector LUX	8	6	75%	0	0	0	0	1	4	2	0	1	4	3	1	8	0	0
8	Frederik VESTERGAARD	29	24	83%	0	1	0	1	5	17	0	5	0	14	3	12	28	0	1
9	Elvin MEHICIC	11	5	45%	0	0	0	1	0	2	6	0	2	2	3	6	7	3	1
10	Omran KHATAR	4	1	25%	0	0	1	0	0	1	2	0	0	2	1	1	3	1	0
14	Ishaq HOLALAM	6	2	33%	0	0	0	0	0	2	2	2	0	0	4	2	5	0	1
17	Daryosh POPALZAI	9	6	67%	0	0	0	0	7	0	0	2	0	4	4	1	9	0	0
20	Chukwuemeka OBI	0	0	0%	0	0	0	0	0	0	0	0	0	0	0	0	0	0	0
11	Ekene CHUKWUANI	3	1	33%	0	0	0	0	0	1	2	0	0	0	1	2	2	1	0
13	Elias WARMING	9	7	78%	0	0	2	0	3	4	0	0	0	3	0	6	9	0	0
15	Kerim SEJDIC	2	1	50%	0	0	0	0	0	1	1	0	0	0	1	1	2	0	0
18	Julius WICHMANN	1	1	100%	0	0	0	0	0	0	1	0	0	0	1	0	1	0	0
19	Noah MANATA	9	7	78%	0	1	0	1	1	4	1	1	0	2	4	3	5	1	3

Passing Networks

Mozambique

#	Passes From ↓ to →	JOAO	PIRES	KHENZANE	ALIRIO CUNA	VALENTIM	CHAUSON	NHAMPULE JUNIOR	DIEGO	PASCOAL	FLORESNALDO	ALLAN	DENZEL	JOEL	JULIO	STEYS	MUBAI
1	JOAO		5	1	1	0	2	0	1	5	3	2	0	0	0	0	1
2	PIRES	2		2	0	8	5	0	1	6	1	3	0	2	4	0	0
5	KHENZANE	0	2		8	1	1	2	4	0	1	5	0	0	0	0	0
7	ALIRIO CUNA	0	1	1		1	7	2	6	3	5	6	0	2	0	0	0
8	VALENTIM	1	2	2	4		5	0	3	5	0	3	0	0	0	0	0
10	CHAUSON	1	2	4	6	3		3	4	1	0	7	0	0	0	0	0
11	NHAMPULE JUNIOR	0	0	2	1	1	4		1	0	0	0	0	0	0	0	1
15	DIEGO	0	0	2	8	2	0	3		0	2	3	0	0	0	0	0
17	PASCOAL	8	4	3	2	1	2	0	2		9	1	0	2	1	0	0
19	FLORESNALDO	1	0	3	7	2	0	2	5	5		0	0	3	0	0	1
20	ALLAN	0	6	3	3	3	6	1	2	3	0		0	1	0	0	1
3	DENZEL	0	0	0	0	0	0	0	0	0	0	0		0	0	0	0
6	JOEL	0	3	1	1	0	0	1	2	0	2	0	0		0	0	3
13	JULIO	1	0	0	0	0	0	0	2	0	0	3	0	2		0	0
14	STEYS	0	0	0	0	0	0	0	0	0	0	0	0	0	0		0
18	MUBAI	0	0	0	0	0	0	0	0	1	1	1	0	1	0	0	

Top 5 Player to Player Passers		
Player	Passed To	% of Total Team Passes
PASCOAL	FLORESNALDO	2.8%
PIRES	VALENTIM	2.5%
KHENZANE	ALIRIO CUNA	2.5%
DIEGO	ALIRIO CUNA	2.5%
PASCOAL	JOAO	2.5%

Passing Networks

Denmark

#	Passes From ↓ to →	Elias MEDINA	Xander POULSEN	Noah MADSEN	Magnus DALAGER	Hector LUX	Frederik VESTERGAARD	Elvin MEHICIC	Omran KHATAR	Ishaq HOLALAM	Daryosh POPALZAI	Chukwuemeka OBI	Ekene CHUKWUANI	Elias WARMING	Kerim SEJDIC	Julius WICHMANN	Noah MANATA
16	Elias MEDINA		6	6	4	2	11	3	0	0	2	0	1	3	0	0	1
2	Xander POULSEN	9		17	0	1	5	3	2	2	2	1	1	0	1	1	4
4	Noah MADSEN	19	16		3	7	6	0	0	3	15	1	0	3	1	0	1
5	Magnus DALAGER	1	1	6		2	6	3	0	0	1	0	3	0	0	0	0
6	Hector LUX	0	1	6	5		3	2	0	1	3	0	2	4	2	0	1
8	Frederik VESTERGAARD	4	5	9	3	5		2	5	5	7	2	6	2	1	0	6
9	Elvin MEHICIC	0	0	0	1	0	2		1	2	0	2	1	0	0	0	0
10	Omran KHATAR	0	1	0	0	4	1	1		0	0	0	0	0	0	0	0
14	Ishaq HOLALAM	1	4	0	0	0	1	1	2		0	1	0	0	0	0	0
17	Daryosh POPALZAI	2	1	16	5	1	0	3	0	0		0	0	0	0	0	0
20	Chukwuemeka OBI	0	0	0	0	1	5	3	0	1	0		0	0	0	0	0
11	Ekene CHUKWUANI	0	2	0	0	0	1	3	0	0	0	0		2	0	0	1
13	Elias WARMING	1	1	2	1	3	3	1	0	0	0	0	2		1	0	1
15	Kerim SEJDIC	0	0	1	0	1	0	0	0	0	0	0	0	1		1	0
18	Julius WICHMANN	0	0	0	0	0	0	1	0	0	0	0	0	0	2		1
19	Noah MANATA	0	3	0	1	0	3	0	2	0	0	0	0	1	1	1	

Top 5 Player to Player Passers		
Player	Passed To	% of Total Team Passes
Noah MADSEN	Elias MEDINA	4.9%
Xander POULSEN	Noah MADSEN	4.4%
Noah MADSEN	Xander POULSEN	4.1%
Daryosh POPALZAI	Noah MADSEN	4.1%
Noah MADSEN	Daryosh POPALZAI	3.9%

Attempts at Goal

Mozambique

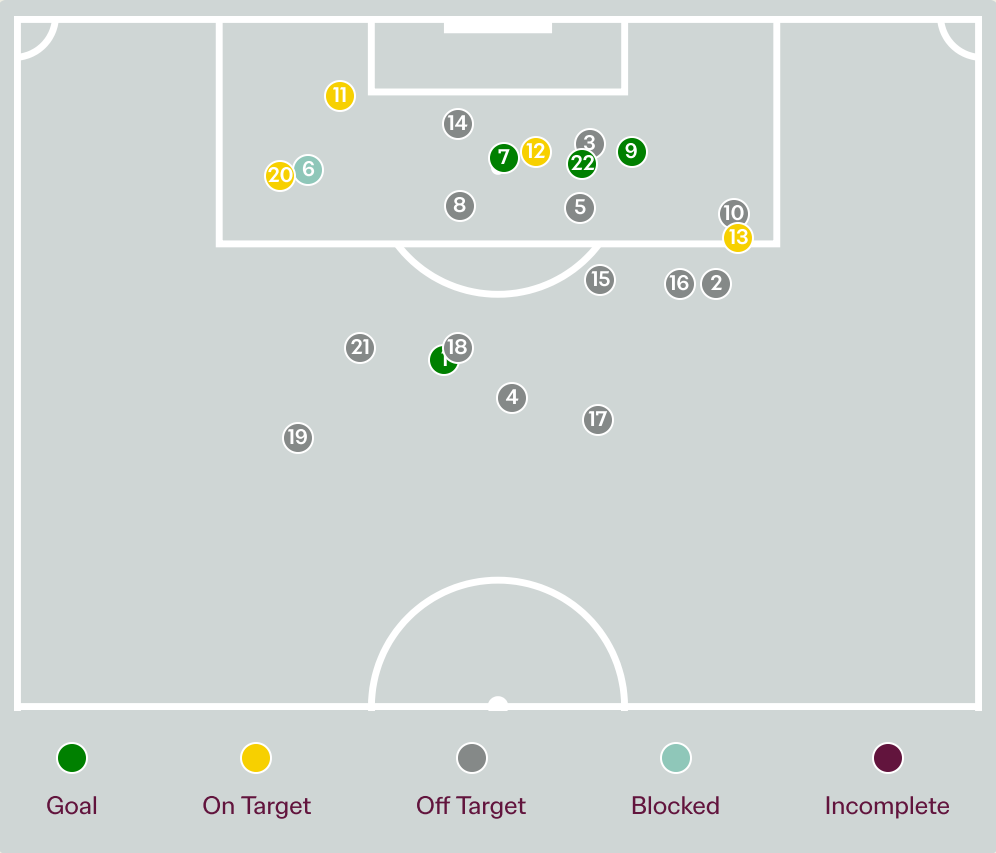

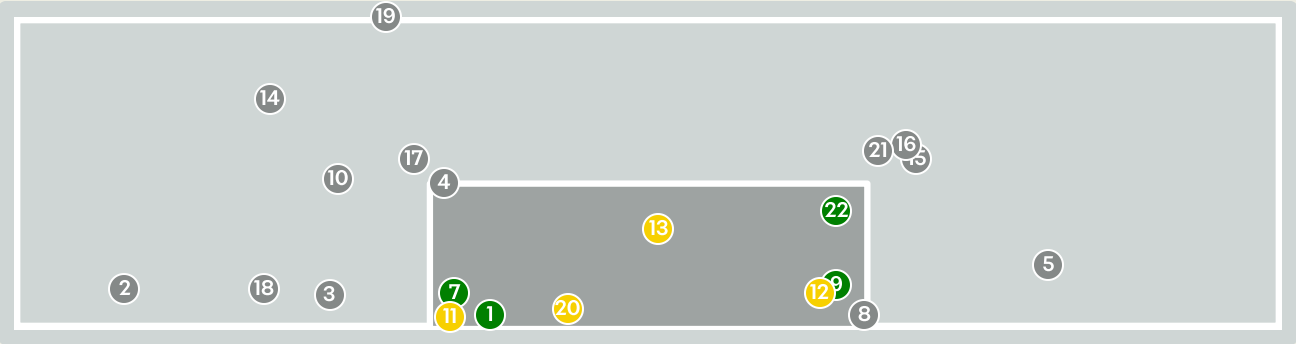

Key	Outcome	Shots
	Goals	4
	On Target	4
	Off Target	13
	Blocked	1
	Incomplete	0

Attempts at Goal

Mozambique

Time	Player	Outcome	Body Part	Delivery Type
3	5 KHENZANE	On Target - Goal	Right Foot	Ball Progression
5	15 DIEGO	Off Target	Right Foot	Loose Ball
10	15 DIEGO	Off Target	Right Foot	Cross
18	15 DIEGO	Deflected Off Target - Defensive Event	Right Foot	Pass
21	7 ALIRIO CUNA	Off Target	Left Foot	Pass
31	10 CHAUSON	Incomplete - Blocked	Right Foot	Pass
31	7 ALIRIO CUNA	On Target - Goal	Right Foot	Cross
43	11 NHAMPULE JUNIOR	Off Target	Left Foot	Pass
43	7 ALIRIO CUNA	Deflected On Target - Goal	Right Foot	Loose Ball
49	11 NHAMPULE JUNIOR	Off Target	Left Foot	Ball Progression
51	15 DIEGO	On Target - Saved	Left Foot	Ball Progression
53	11 NHAMPULE JUNIOR	On Target - Saved	Right Foot	Pass
53	11 NHAMPULE JUNIOR	On Target - Saved	Left Foot	Loose Ball
56	11 NHAMPULE JUNIOR	Off Target	Head	Cross
63	7 ALIRIO CUNA	Off Target	Right Foot	Pass
67	11 NHAMPULE JUNIOR	Off Target	Right Foot	Tackle
68	20 ALLAN	Off Target	Left Foot	Freekick

Attempts at Goal

Mozambique

Time	Player	Outcome	Body Part	Delivery Type
72	15 DIEGO	Deflected Off Target - Defensive Event	Right Foot	Pass
72	6 JOEL	Off Target	Right Foot	Corner
75	20 ALLAN	On Target - Saved	Left Foot	Pass
81	11 NHAMPULE JUNIOR	Off Target	Right Foot	Pass
90	18 MUBAI	On Target - Goal	Right Foot	Other

Attempts at Goal

Denmark

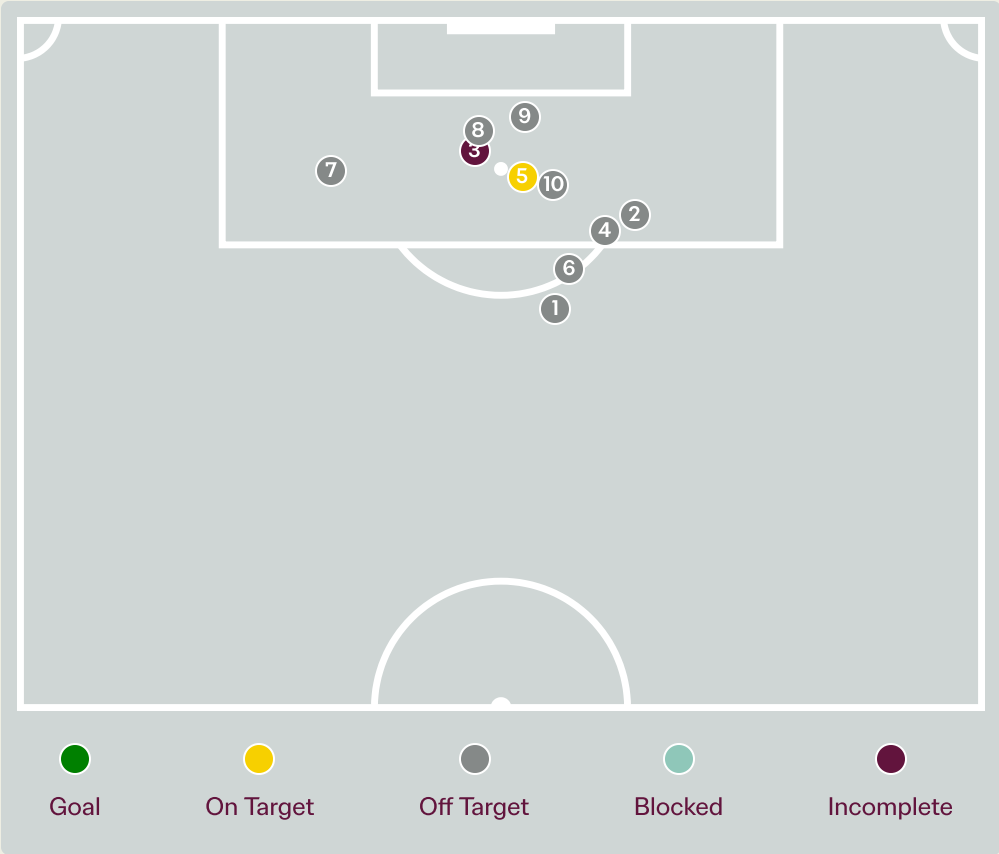

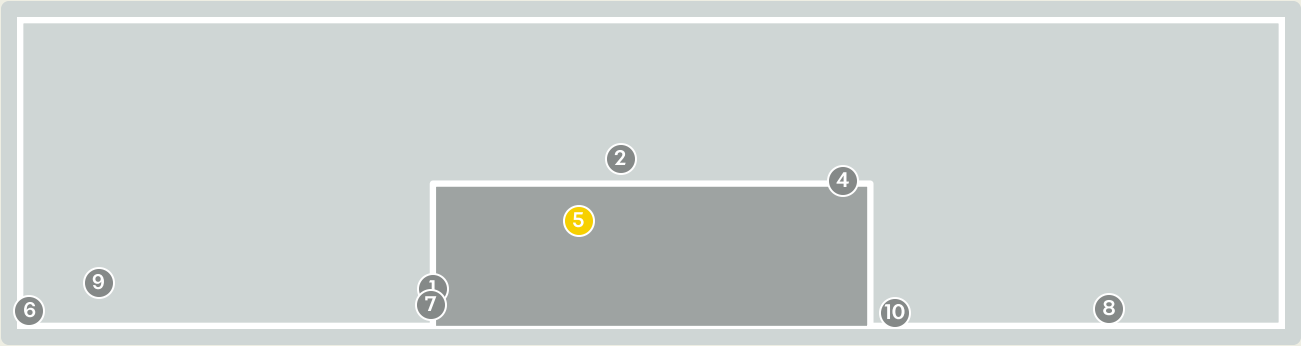

Key	Outcome	Shots
	Goals	0
	On Target	1
	Off Target	8
	Blocked	0
	Incomplete	1

Attempts at Goal

Denmark

Time	Player	Outcome	Body Part	Delivery Type
12	10 Omran KHATAR	Off Target	Right Foot	Loose Ball
16	9 Elvin MEHICIC	Off Target - Saved	Right Foot	Pass
30	10 Omran KHATAR	Incomplete - Player On Ball Error	Right Foot	Cross
46	10 Omran KHATAR	Off Target	Right Foot	Pass
50	11 Ekene CHUKWUANI	On Target - Saved	Head	Pass
65	19 Noah MANATA	Deflected Off Target - Defensive Event	Right Foot	Loose Ball
83	18 Julius WICHMANN	Off Target	Right Foot	Pass
85	15 Kerim SEJDIC	Off Target	Left Foot	Cross
87	11 Ekene CHUKWUANI	Off Target	Head	Cross
90	9 Elvin MEHICIC	Off Target - Saved	Head	Pass

Crosses (Open Play)

Mozambique

Cross Locations

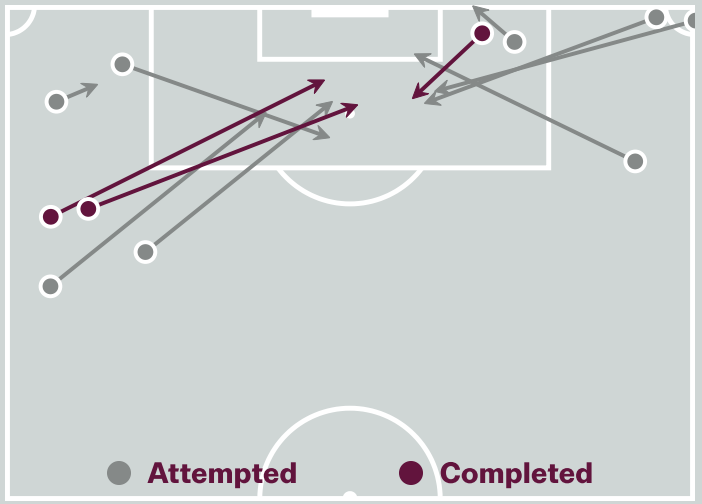

Delivery Type

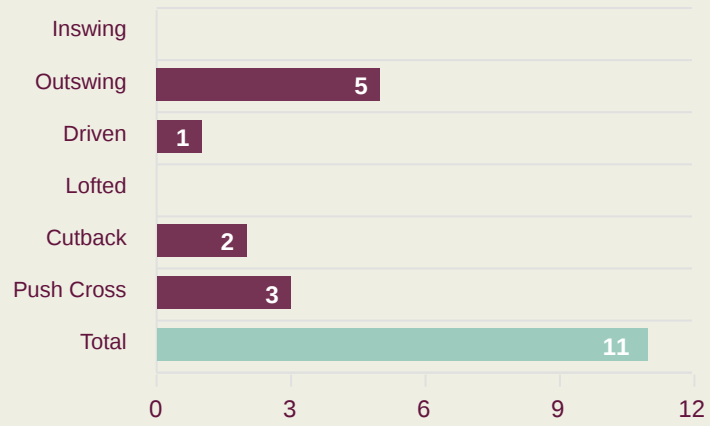

Cross Zones

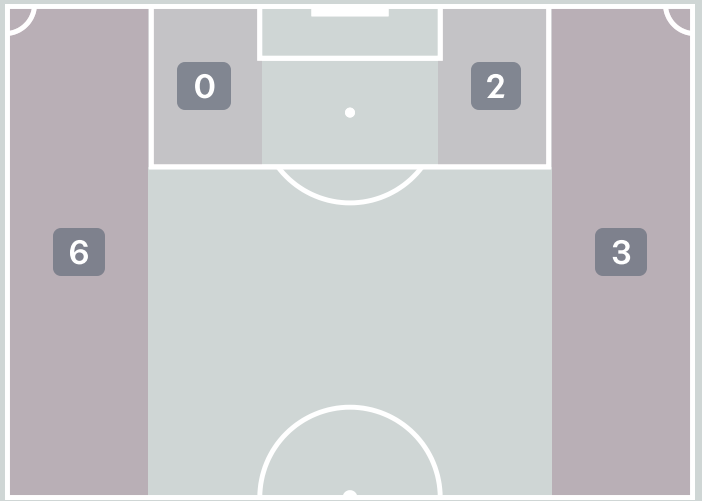

Attempted

11

Completed

3

Most Crosses Attempted

6

ALLAN

LEFT BACK

#	Player	Inswing	Outswing	Driven	Lofted	Cutback	Push Cross	Total Attempted
1	JOAO	0	0	0	0	0	0	0
2	PIRES	0	0	0	0	0	0	0
5	KHENZANE	0	0	0	0	1	0	1
7	ALIRIO CUNA	0	1	0	0	0	0	1
8	VALENTIM	0	0	0	0	0	0	0
10	CHAUSON	0	0	0	0	0	0	0
11	NHAMPULE JUNIOR	0	0	0	0	0	0	0
15	DIEGO	0	0	0	0	1	1	2
17	PASCOAL	0	0	0	0	0	0	0
19	FLORESNALDO	0	0	0	0	0	0	0
20	ALLAN	0	3	1	0	0	2	6
3	DENZEL	0	0	0	0	0	0	0
6	JOEL	0	0	0	0	0	0	0
13	JULIO	0	0	0	0	0	0	0
14	STEYS	0	0	0	0	0	0	0
18	MUBAI	0	1	0	0	0	0	1

Crosses (Open Play)

Denmark

Cross Locations

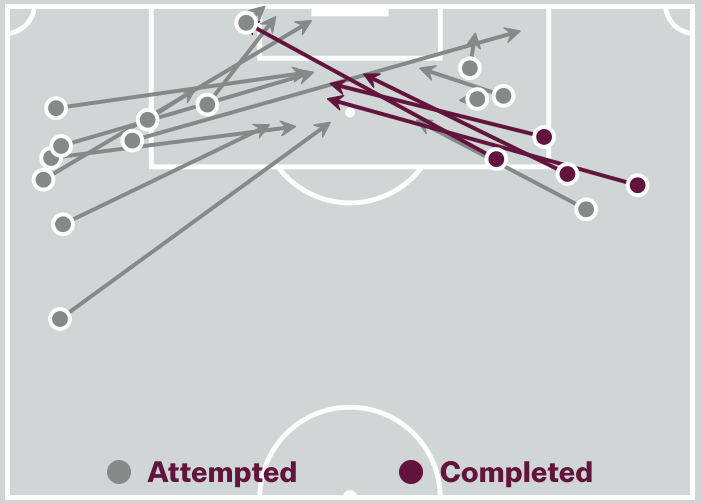

Delivery Type

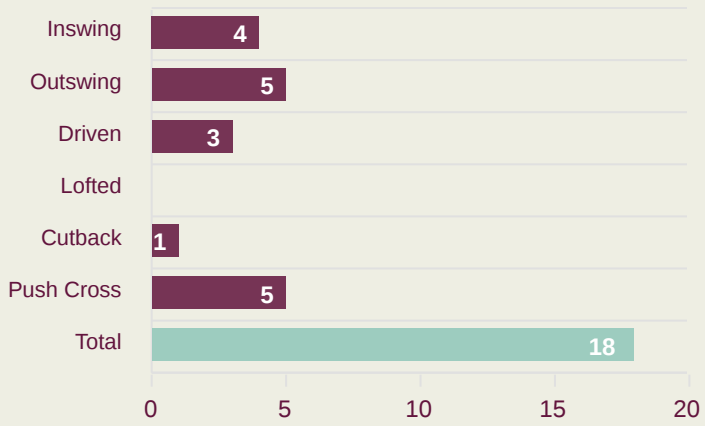

Cross Zones

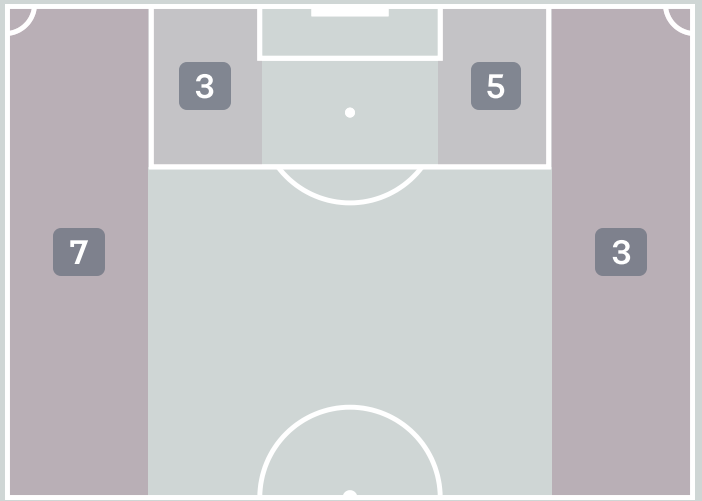

Attempted

18

Completed

4

Most Crosses Attempted

5

Elvin MEHICIC

ATTACKING MIDFIELD RIGHT

#	Player	Inswing	Outswing	Driven	Lofted	Cutback	Push Cross	Total Attempted
16	Elias MEDINA	0	0	0	0	0	0	0
2	Xander POULSEN	0	2	0	0	0	0	2
4	Noah MADSEN	0	0	0	0	0	0	0
5	Magnus DALAGER	0	0	0	0	0	0	0
6	Hector LUX	0	0	0	0	0	1	1
8	Frederik VESTERGAARD	0	1	0	0	0	0	1
9	Elvin MEHICIC	0	2	0	0	0	3	5
10	Omran KHATAR	1	0	0	0	0	0	1
14	Ishaq HOLALAM	2	0	0	0	1	0	3
17	Daryosh POPALZAI	0	0	0	0	0	0	0
20	Chukwuemeka OBI	0	0	0	0	0	0	0
11	Ekene CHUKWUANI	0	0	2	0	0	0	2
13	Elias WARMING	0	0	0	0	0	0	0
15	Kerim SEJDIC	0	0	1	0	0	0	1
18	Julius WICHMANN	0	0	0	0	0	0	0
19	Noah MANATA	1	0	0	0	0	1	2

Offering to Receive

Mozambique

206
Total Offers Made

92
Total Offers Received

Most Offers
58
ALIRIO CUNA
RIGHT MIDFIELD

78
Offers Made in Final Third

99
Offers Made in Middle Third

29
Offers Made in Defensive Third

Offers Made Inside Shape

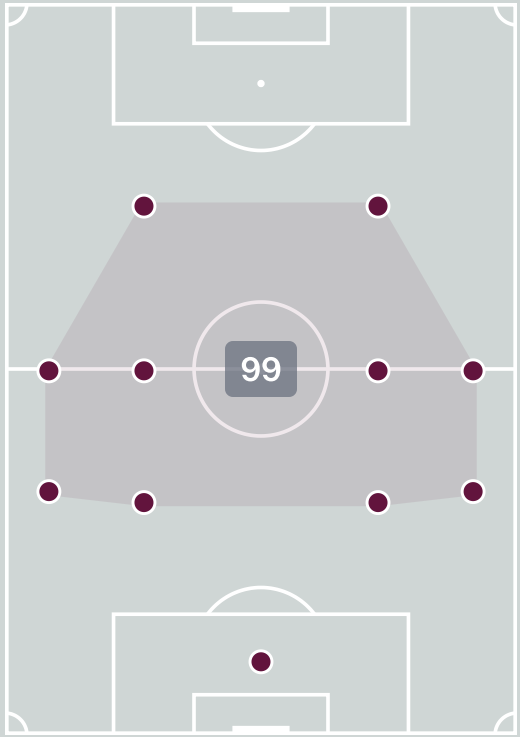

Offers Made Outside Shape

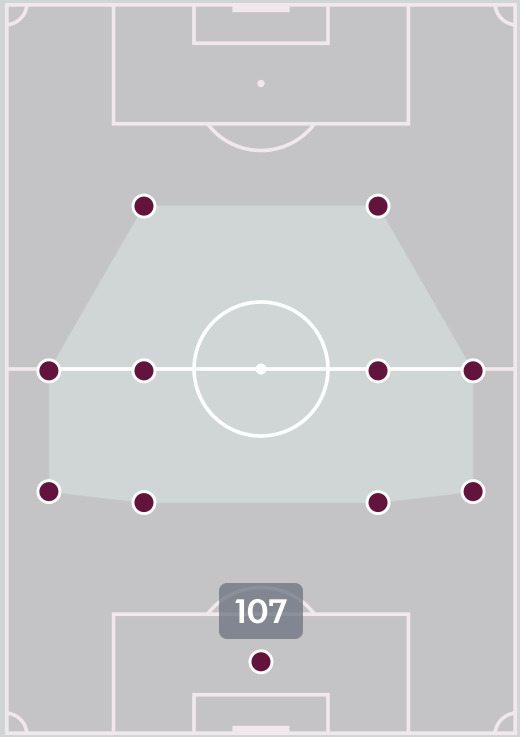

#	Player	Offers Made	Offers Received	% Made & Received
1	JOAO	4	3	75%
2	PIRES	0	0	0%
5	KHENZANE	27	12	44.4%
7	ALIRIO CUNA	58	25	43.1%
8	VALENTIM	3	2	66.7%
10	CHAUSON	26	9	34.6%
11	NHAMPULE JUNIOR	9	4	44.4%
15	DIEGO	26	15	57.7%
17	PASCOAL	0	0	0%
19	FLORESNALDO	16	7	43.8%
20	ALLAN	11	7	63.6%
3	DENZEL	1	0	0%
6	JOEL	8	3	37.5%
13	JULIO	6	3	50%
14	STEYS	2	0	0%
18	MUBAI	9	2	22.2%

Offering to Receive

Denmark

294
Total Offers Made

96
Total Offers Received

Most Offers
41
Hector LUX
DEFENSIVE MIDFIELD CENTRE RIGHT

119
Offers Made in Final Third

125
Offers Made in Middle Third

50
Offers Made in Defensive Third

Offers Made Inside Shape

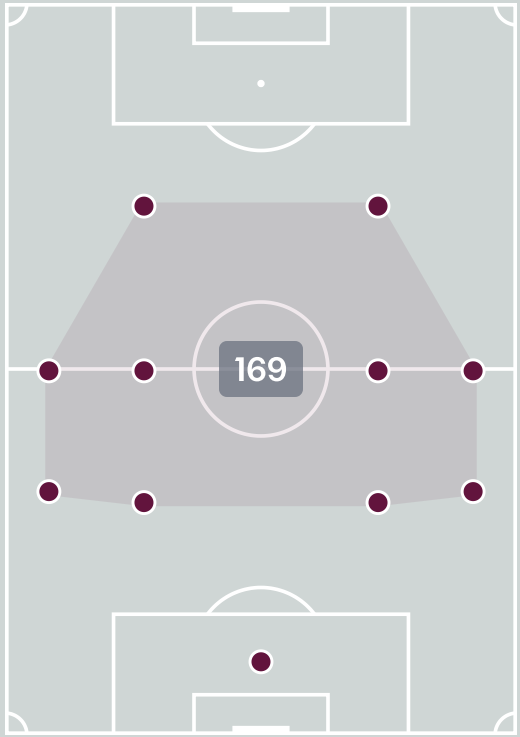

Offers Made Outside Shape

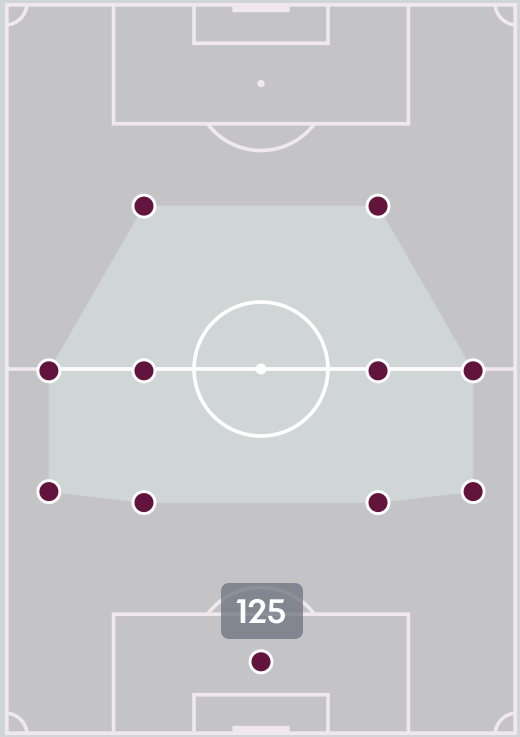

#	Player	Offers Made	Offers Received	% Made & Received
16	Elias MEDINA	9	4	44.4%
2	Xander POULSEN	7	3	42.9%
4	Noah MADSEN	9	6	66.7%
5	Magnus DALAGER	5	0	0%
6	Hector LUX	41	9	22%
8	Frederik VESTERGAARD	33	22	66.7%
9	Elvin MEHICIC	32	4	12.5%
10	Omran KHATAR	29	3	10.3%
14	Ishaq HOLALAM	24	6	25%
17	Daryosh POPALZAI	4	4	100%
20	Chukwuemeka OBI	16	3	18.8%
11	Ekene CHUKWUANI	22	9	40.9%
13	Elias WARMING	25	11	44%
15	Kerim SEJDIC	19	5	26.3%
18	Julius WICHMANN	4	1	25%
19	Noah MANATA	15	6	40%

Movement to Receive

Mozambique

Movement Types by Phase

Final Third Phase

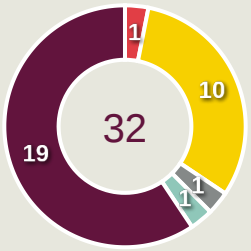

Progression Phase

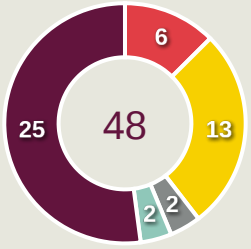

Build Up Phase

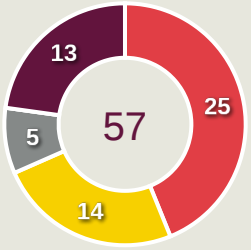

All Movement Types

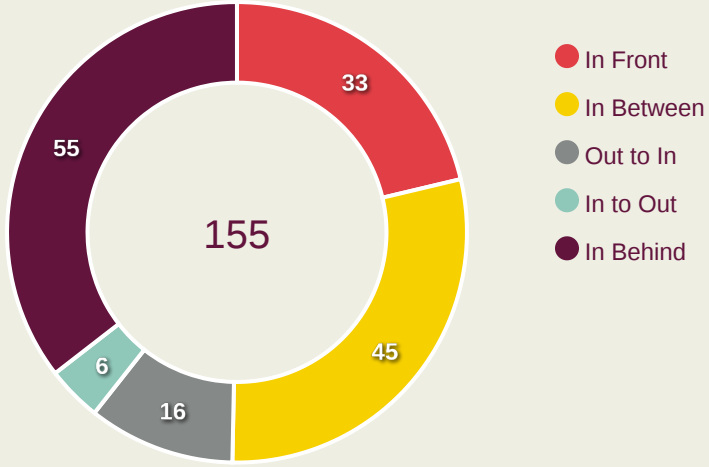

Top Ranked Players

Type	Player	Movements
In Front	5 KHENZANE	7
In Between	7 ALIRIO CUNA	13
Out to In	7 ALIRIO CUNA	6
In to Out	5 KHENZANE	2
In Behind	7 ALIRIO CUNA	21

Movement Types Pitch Third

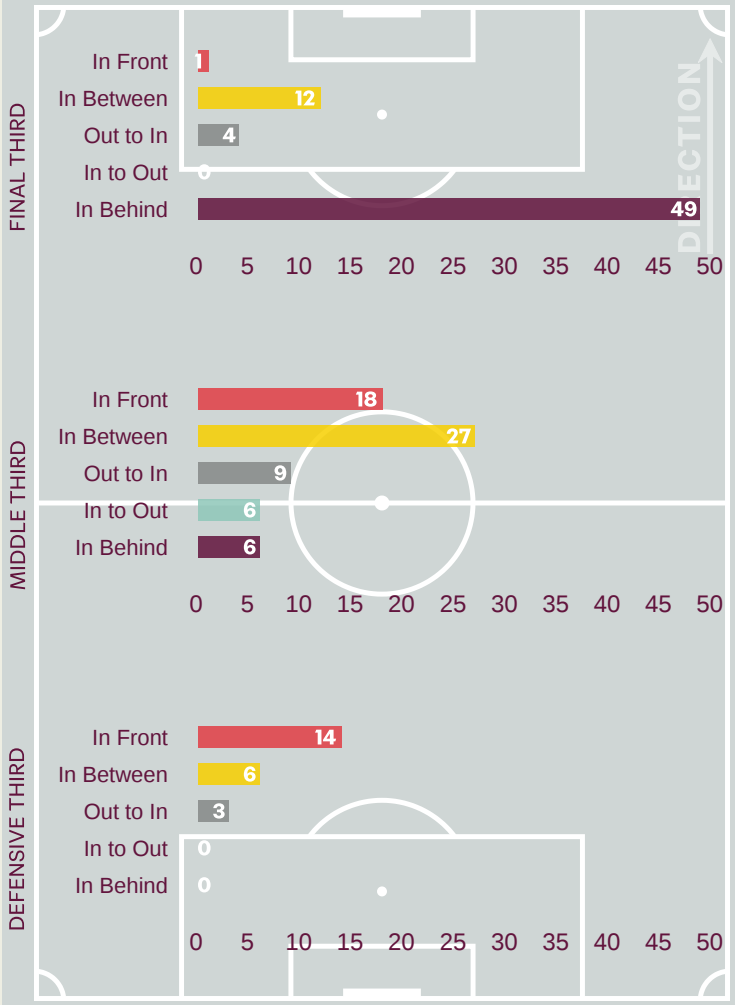

Movement to Receive

Denmark

Movement Types by Phase

Final Third Phase

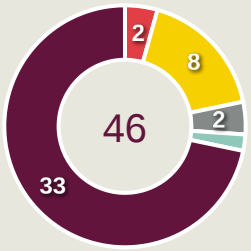

Progression Phase

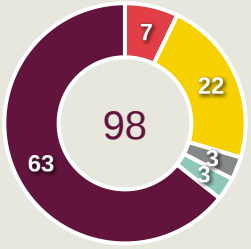

Build Up Phase

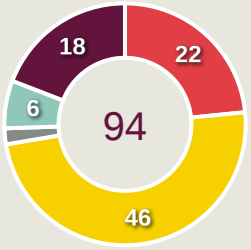

All Movement Types

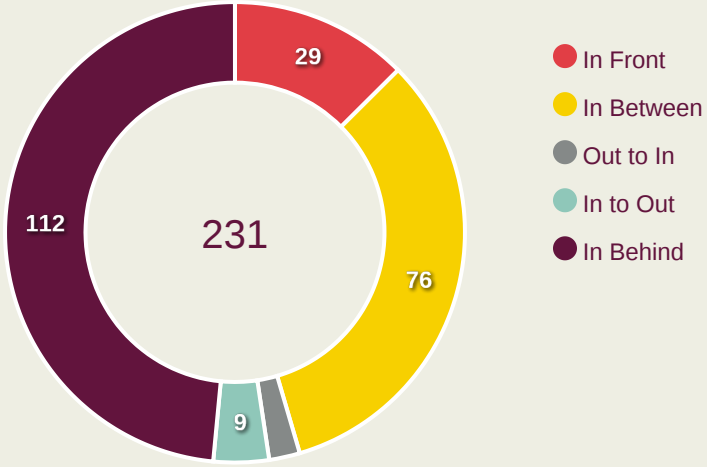

Top Ranked Players

Type	Player	Movements
In Front	8 Frederik VESTERGAARD	10
In Between	6 Hector LUX	23
Out to In	15 Kerim SEJDIC	3
In to Out	10 Omran KHATAR	5
In Behind	9 Elvin MEHICIC	23

Movement Types Pitch Third

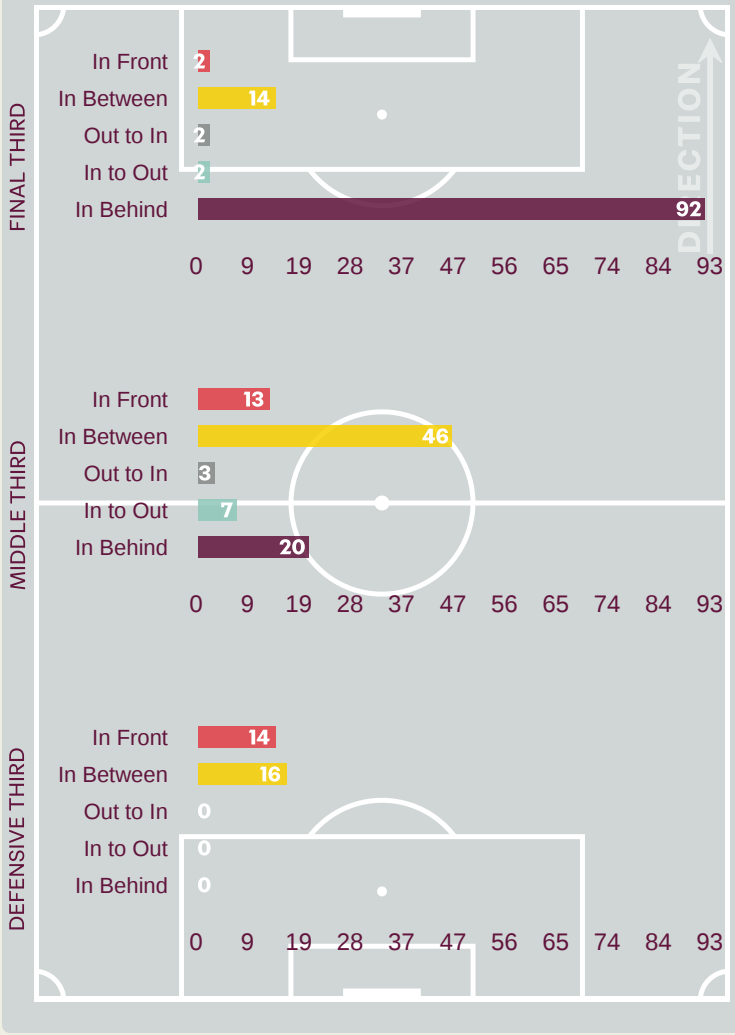

OUT OF POSSESSION




Mozambique v Denmark

Defensive Actions

Mozambique

46	61	14	31	3.17
Forced Turnovers	Possession Regained	Interceptions	Tackles	Possession Actions / Defensive Action

Forced Turnovers

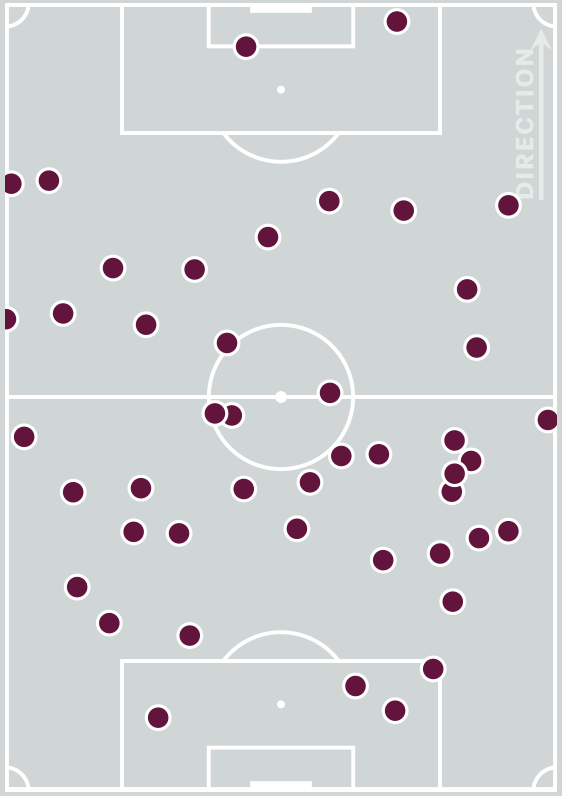

Possession Regain

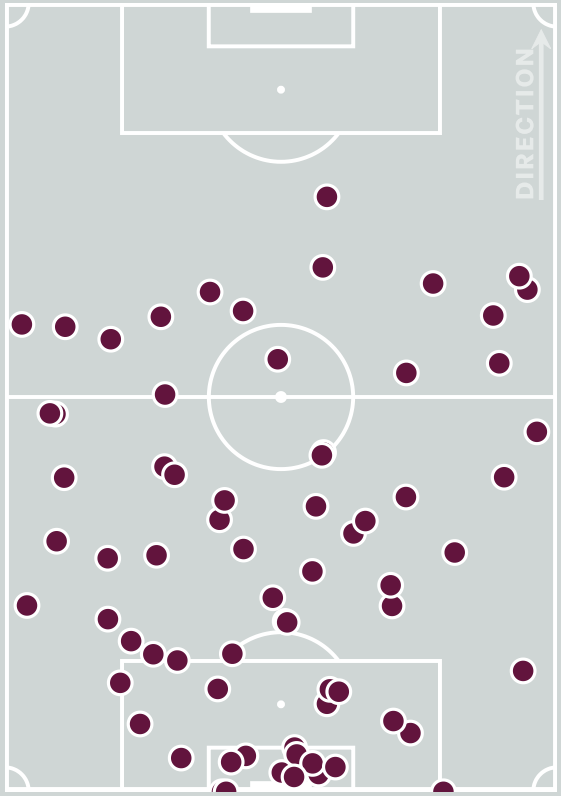

Blocks

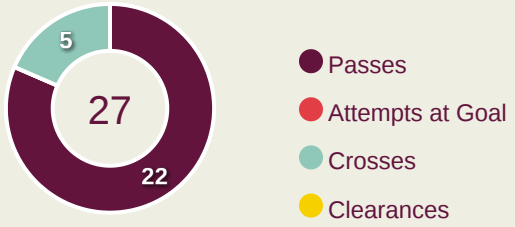

Possession Contests

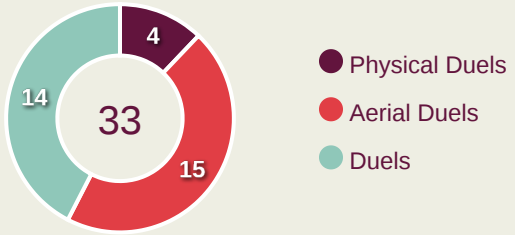

Most Possession Regains

13

JOAO

GOALKEEPER

#	Player	Total Possession Regains
1	JOAO	13
2	PIRES	11
5	KHENZANE	2
7	ALIRIO CUNA	2
8	VALENTIM	5
10	CHAUSON	2
11	NHAMPULE JUNIOR	1
15	DIEGO	1
17	PASCOAL	8
19	FLORESNALDO	5
20	ALLAN	6
3	DENZEL	0
6	JOEL	0
13	JULIO	3
14	STEYS	0
18	MUBAI	2

Defensive Actions

Denmark

46	53	11	43	3.56
Forced Turnovers	Possession Regained	Interceptions	Tackles	Possession Actions / Defensive Action

Forced Turnovers

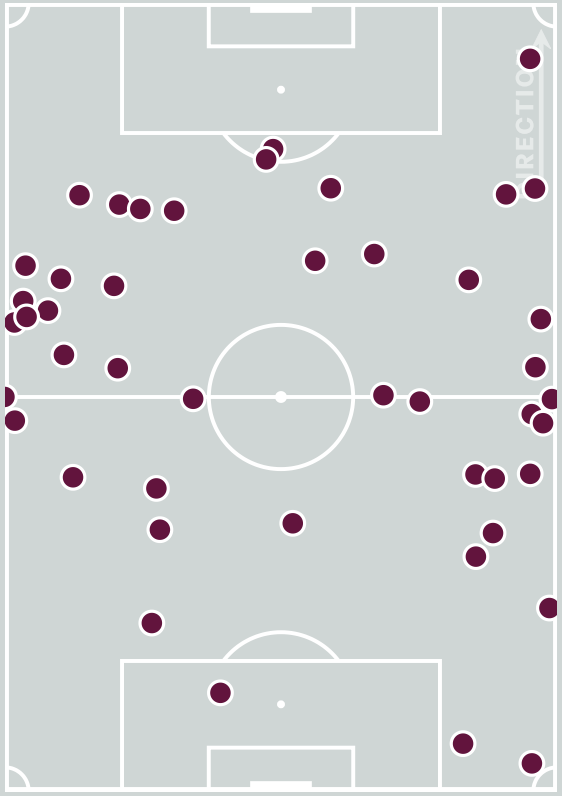

Possession Regain

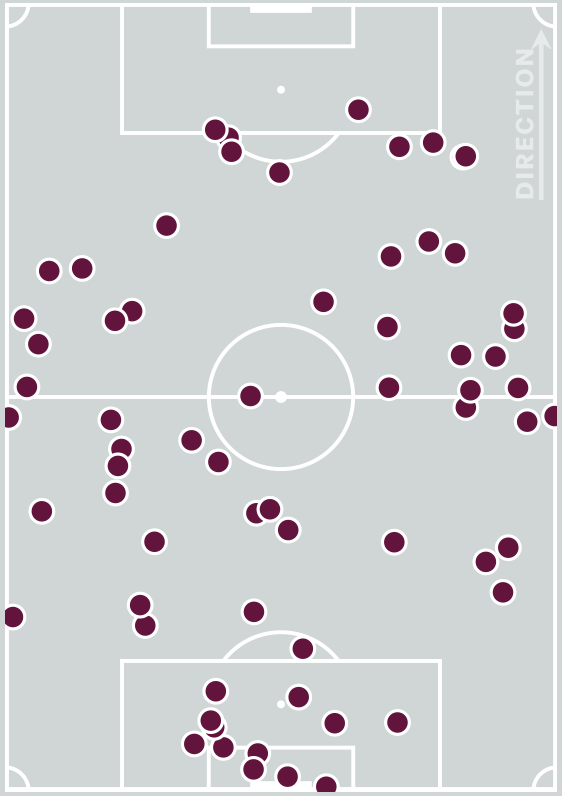

Blocks

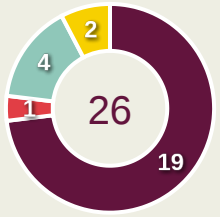

- Passes
- Attempts at Goal
- Crosses
- Clearances

Possession Contests

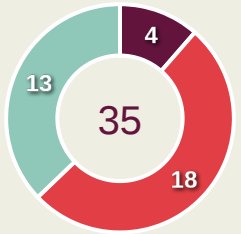

- Physical Duels
- Aerial Duels
- Duels

Most Possession Regains

8

Frederik VESTERGAARD

DEFENSIVE MIDFIELD CENTRE LEFT

#	Player	Total Possession Regains
16	Elias MEDINA	5
2	Xander POULSEN	7
4	Noah MADSEN	6
5	Magnus DALAGER	3
6	Hector LUX	6
8	Frederik VESTERGAARD	8
9	Elvin MEHICIC	2
10	Omran KHATAR	1
14	Ishaq HOLALAM	1
17	Daryosh POPALZAI	4
20	Chukwuemeka OBI	0
11	Ekene CHUKWUANI	2
13	Elias WARMING	2
15	Kerim SEJDIC	1
18	Julius WICHMANN	1
19	Noah MANATA	4

Defensive Line Height & Team Length

Mozambique

High Block / Press

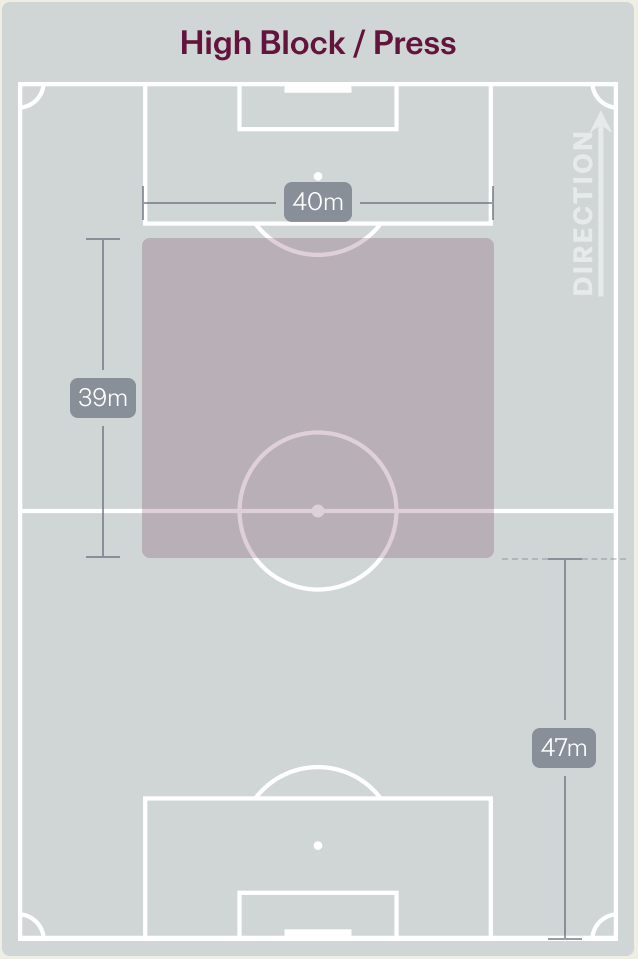

Mid Block

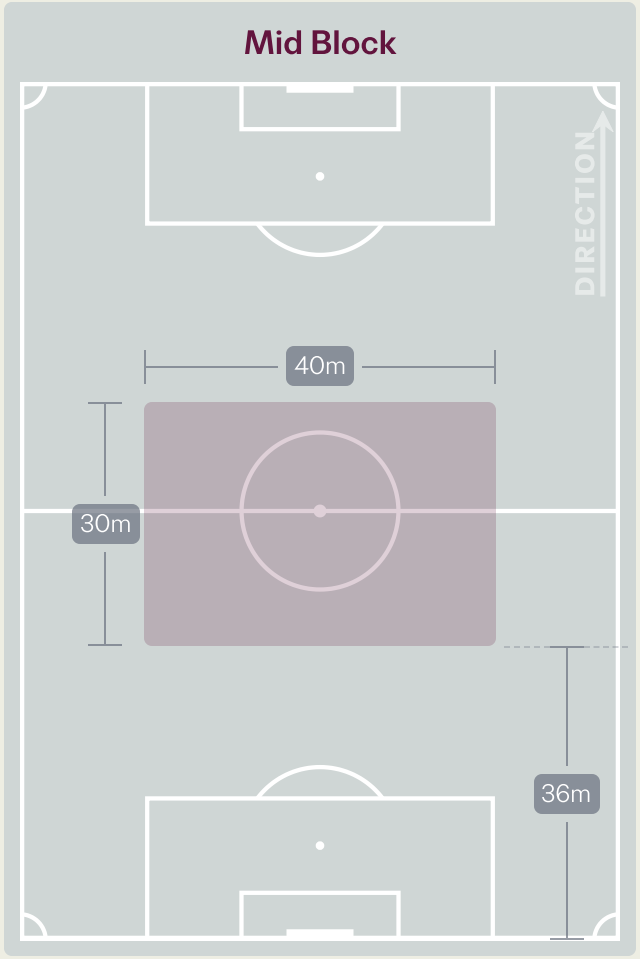

Low Block

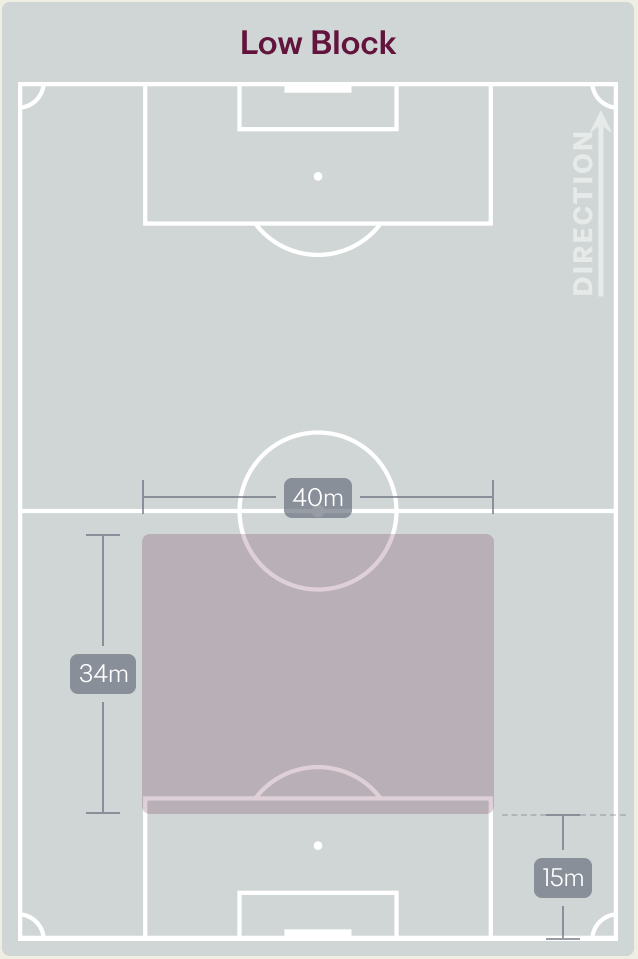

Defensive Line Height & Team Length

Denmark

High Block / Press

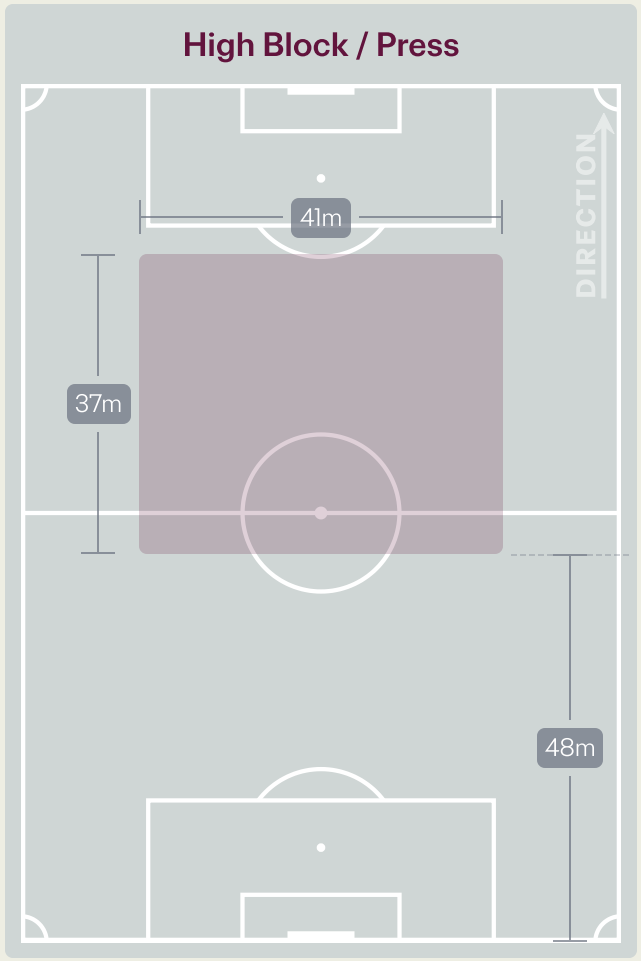

Mid Block

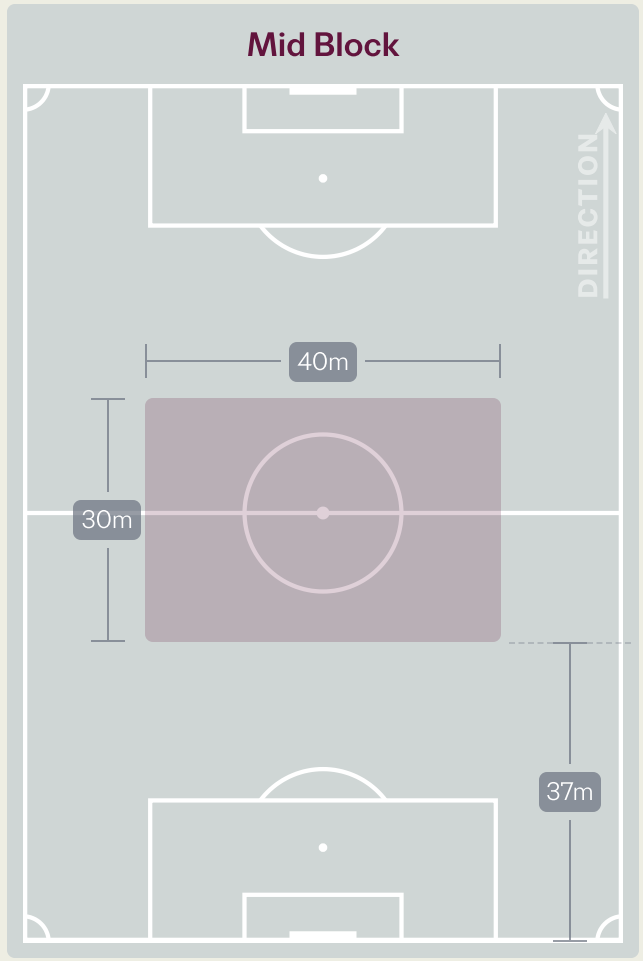

Low Block

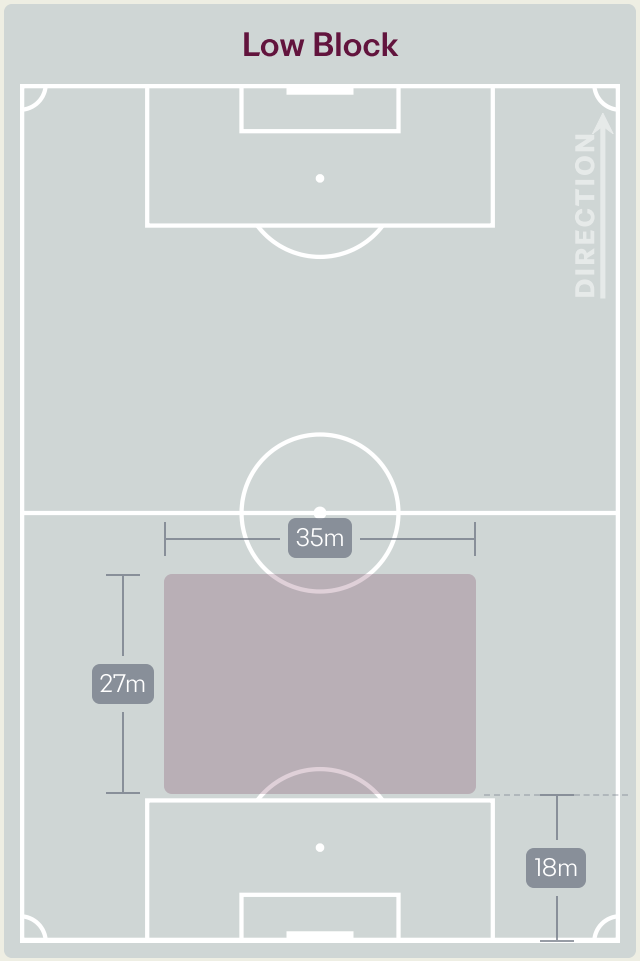

19 November 2026 - Aspire Zone - Pitch 3 - Bader Bilal - 18:00

Defensive Pressure

Mozambique

Denmark



219	Total Pressures	245
35	Direct Pressures	59
1.64s	Avg Pressure Duration	1.56s
46	Forced Turnovers	46
14.58s	Ball Recovery Time	12.04s
85	Pushing on into Pressing	99
202	Pushing on	190
31	Pressing Direction Inside	27
133	Pressing Direction Outside	134

Most Direct Pressures

6

VALENTIM

RIGHT CENTRE MIDFIELD

Most Direct Pressures

19

Frederik VESTERGAARD

DEFENSIVE MIDFIELD CENTRE LEFT

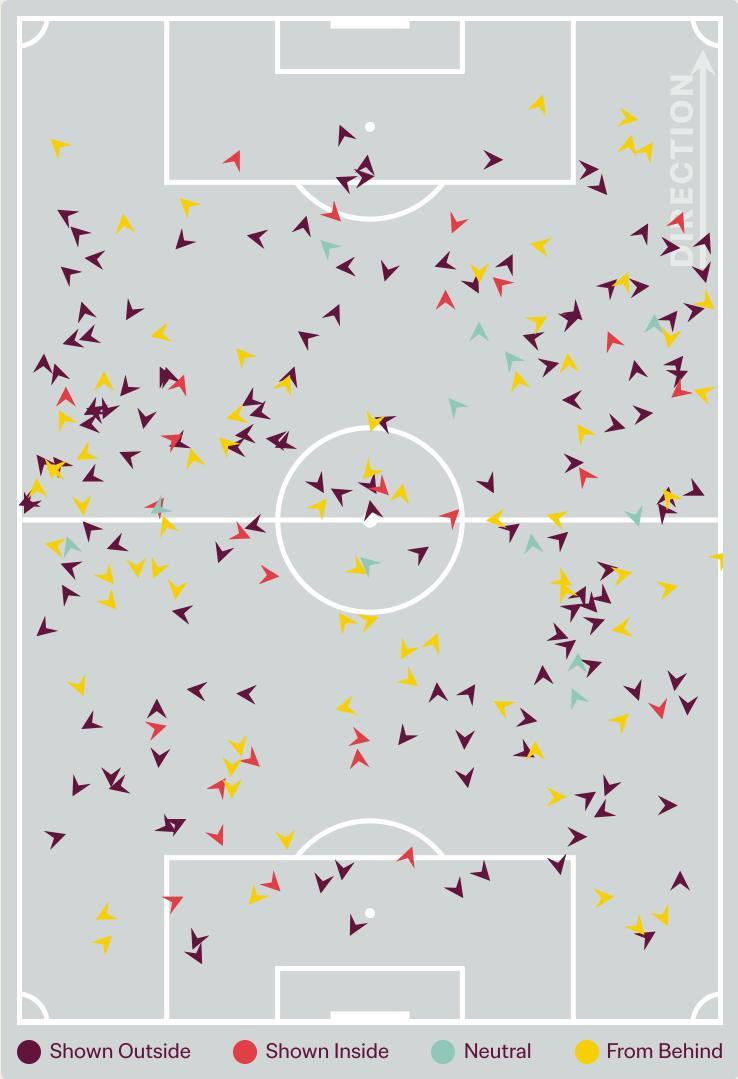

GOALKEEPING



Mozambique v Denmark

Goalkeeping Involvement

Mozambique

Mozambique GK Involvement Timeline

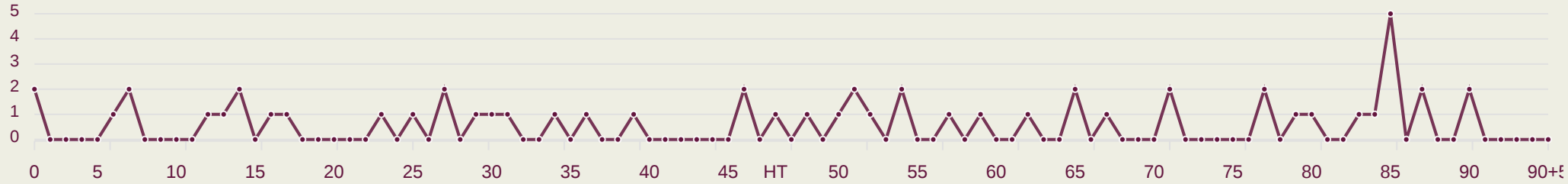

54

Total Involvements

Denmark

Denmark GK Involvement Timeline

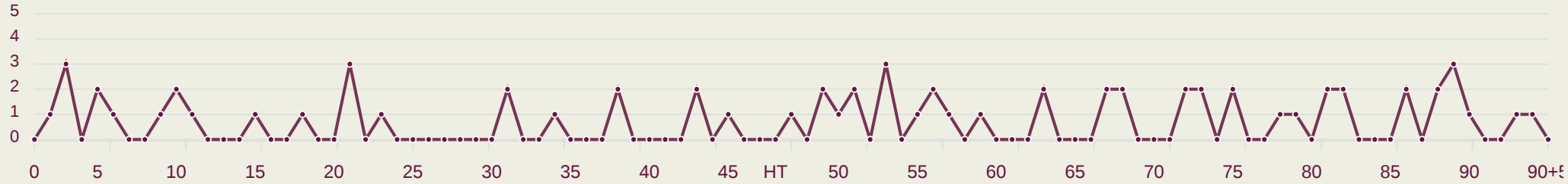

69

Total Involvements

Goalkeeping Distribution

Mozambique

Kick from Feet

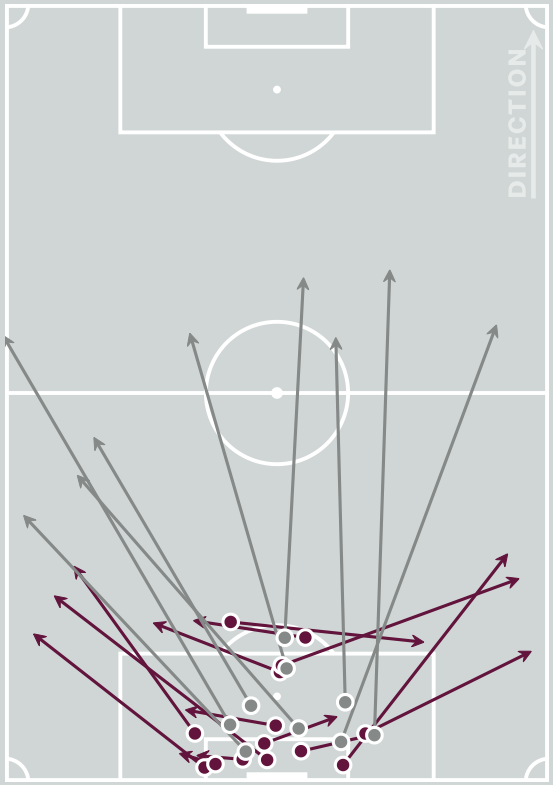

Complete Incomplete

- Play Onto
- Play Into
- Play Around
- Play Through
- Play Beyond
- Other

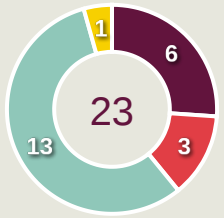

Kick from Hands

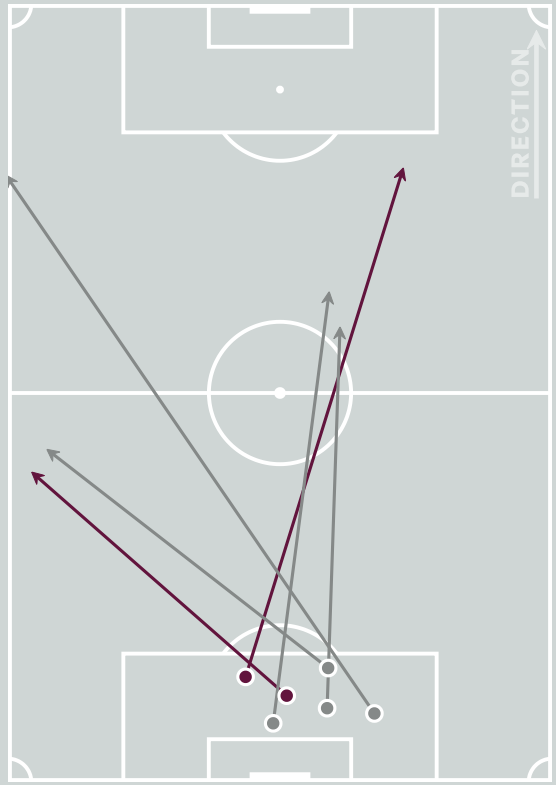

Complete Incomplete

- Side Kick
- From Hands
- Drop Kick

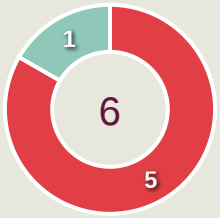

Throw Distribution

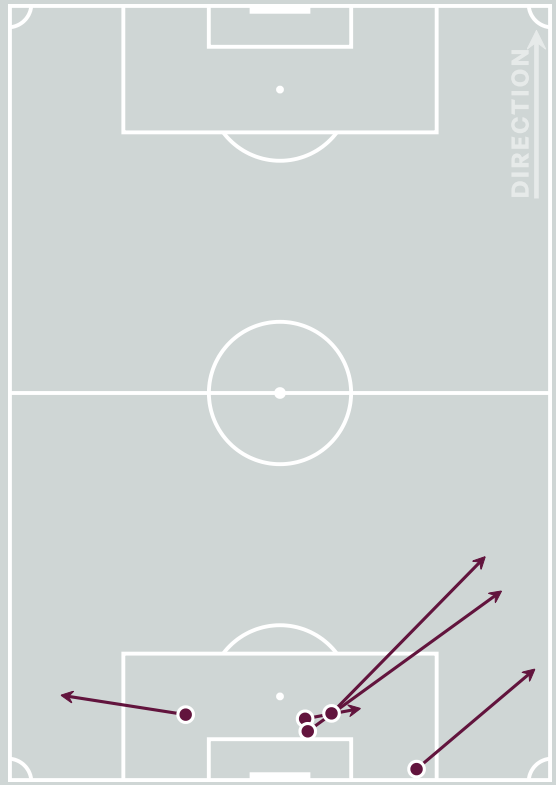

Complete Incomplete

- Over Arm
- Under Arm
- Side Arm
- Chest

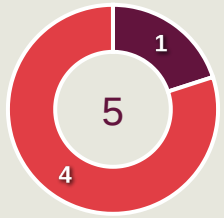

Total Distributions

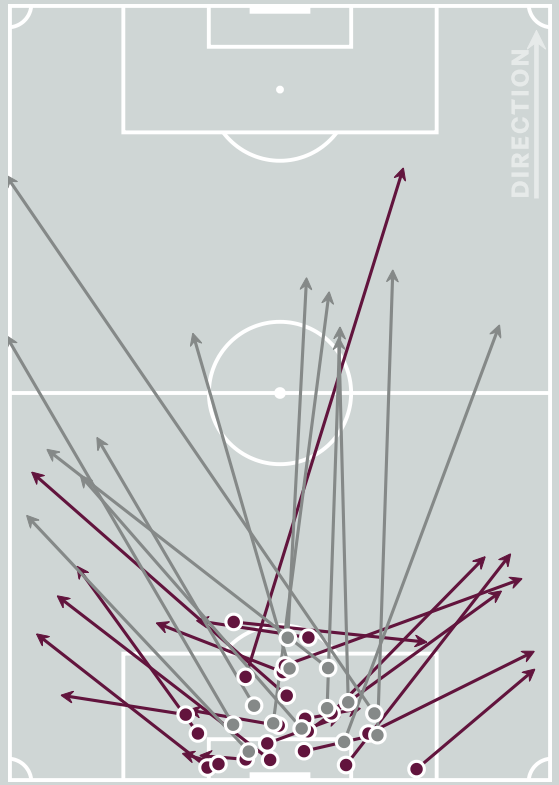

Complete Incomplete

14

Goalkeeper Line Breaks

Goalkeeping Distribution

Denmark

Kick from Feet

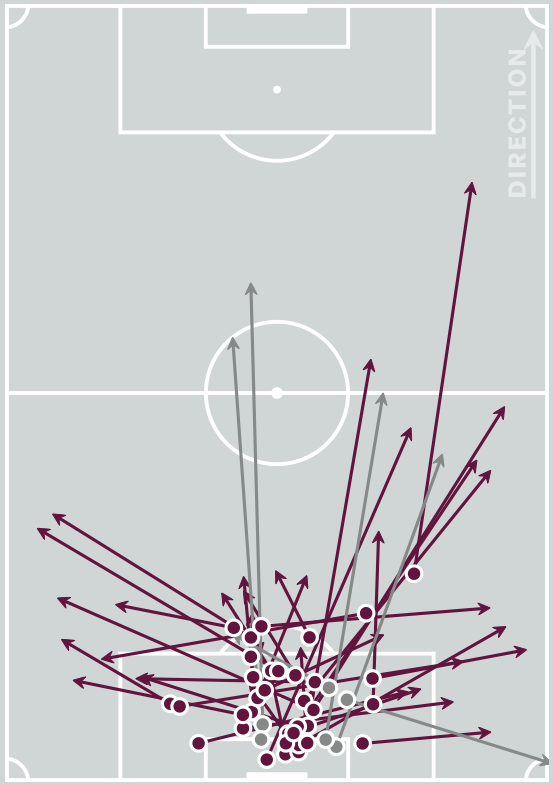

Complete Incomplete

- Play Onto
- Play Into
- Play Around
- Play Through
- Play Beyond
- Other

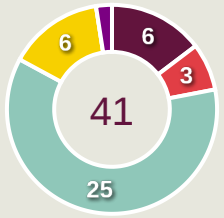

Kick from Hands

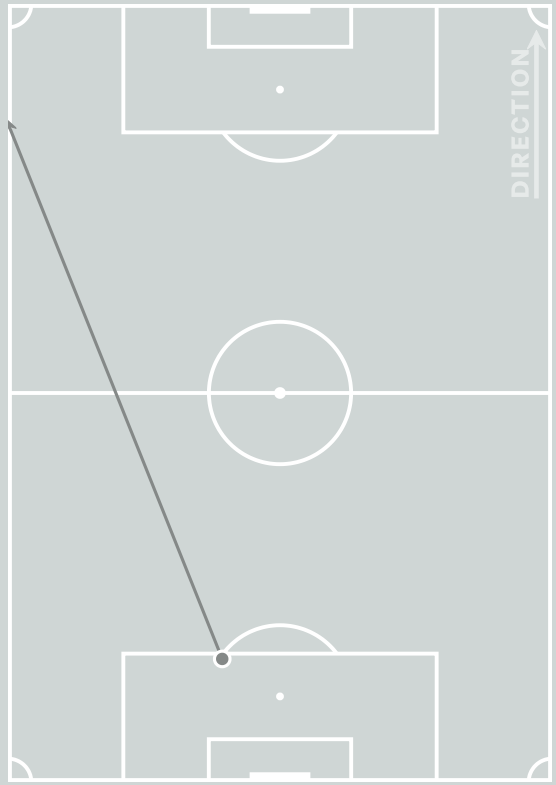

Complete Incomplete

- Side Kick
- From Hands
- Drop Kick

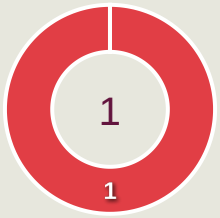

Throw Distribution

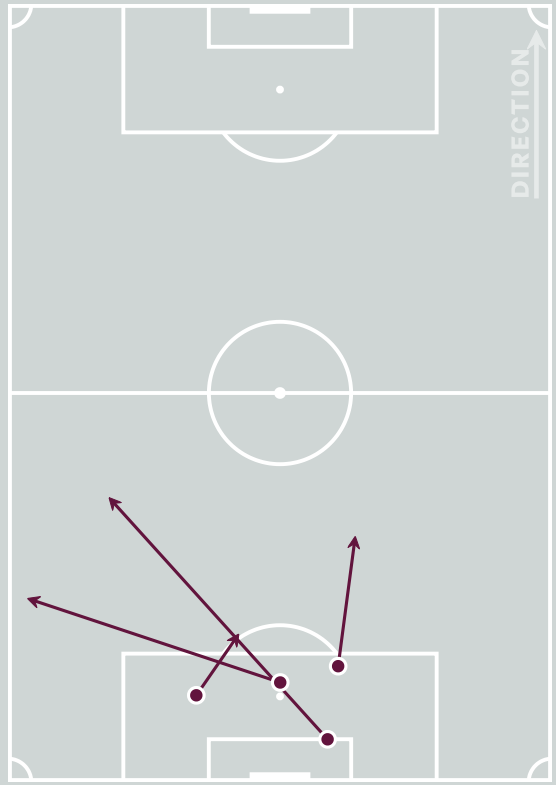

Complete Incomplete

- Over Arm
- Under Arm
- Side Arm
- Chest



Total Distributions

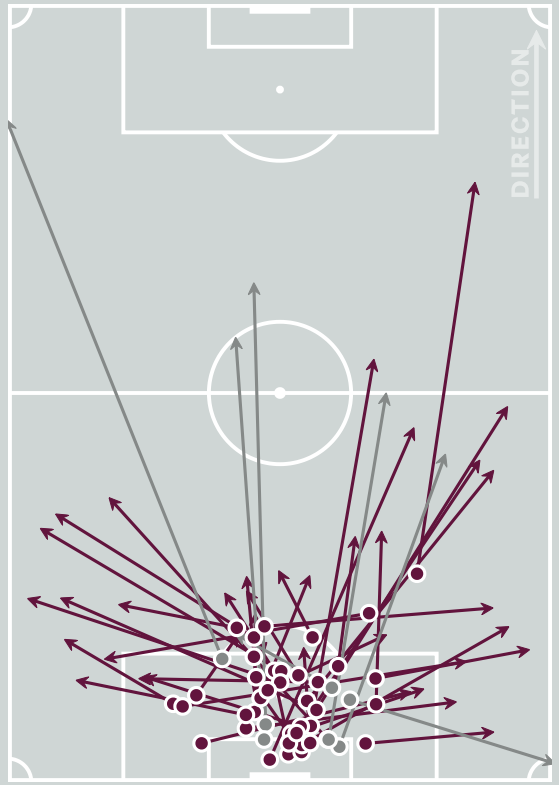

Complete Incomplete

23

Goalkeeper Line Breaks

Goal Prevention

Mozambique

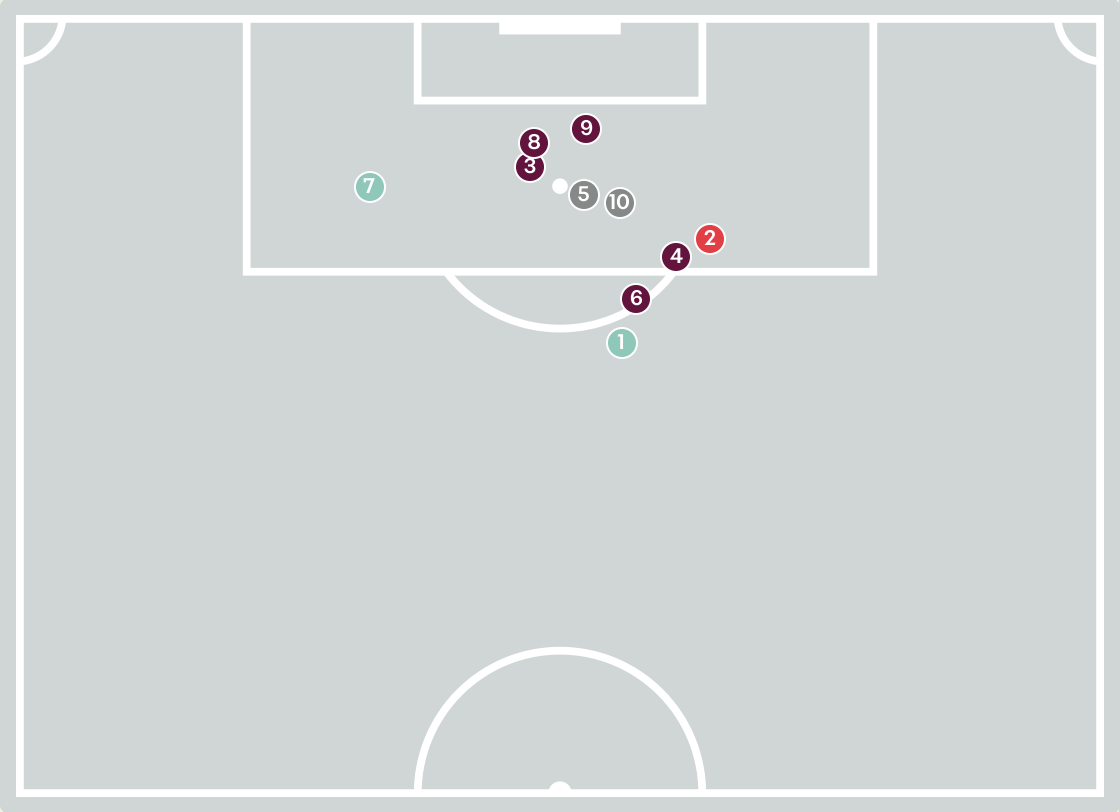

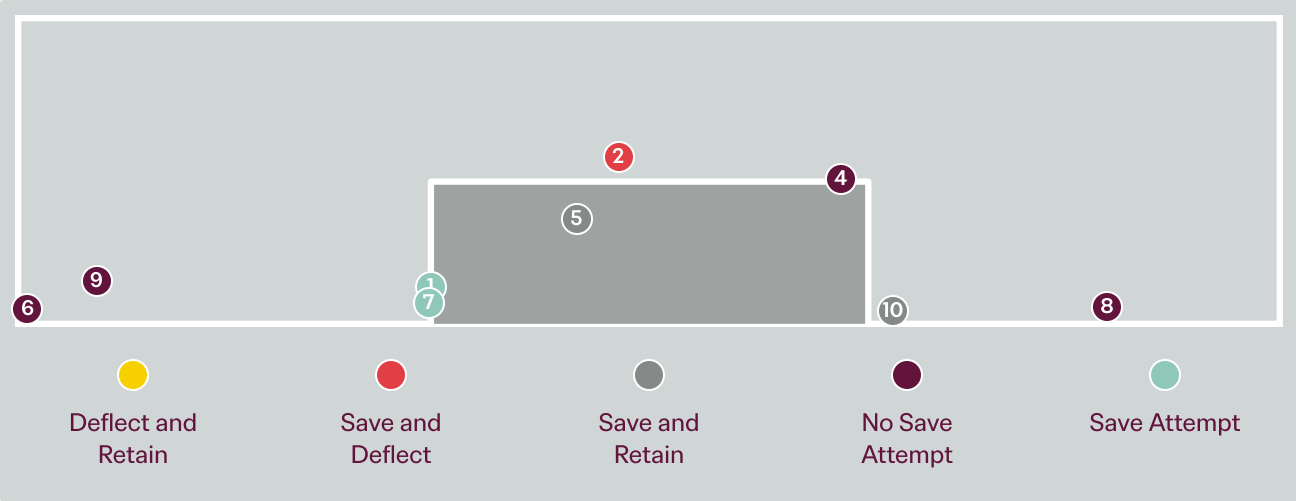

10

Total Attempts on Goal Faced

100

Save %

Intervention Type



Deflect & Retain · Save & Deflect · Save & Retain · No Save Attempt · Save Attempt

Intervention Body Type



Head · Hands · Upper Body · Lower Body · Feet

Total Attempts on Goal Faced	Total Goal Interventions	Save & Retain	Deflect & Retain	Save & Deflect	Save Attempt	No Save Attempt
10	3	2	0	1	2	5

Goal Prevention

Denmark

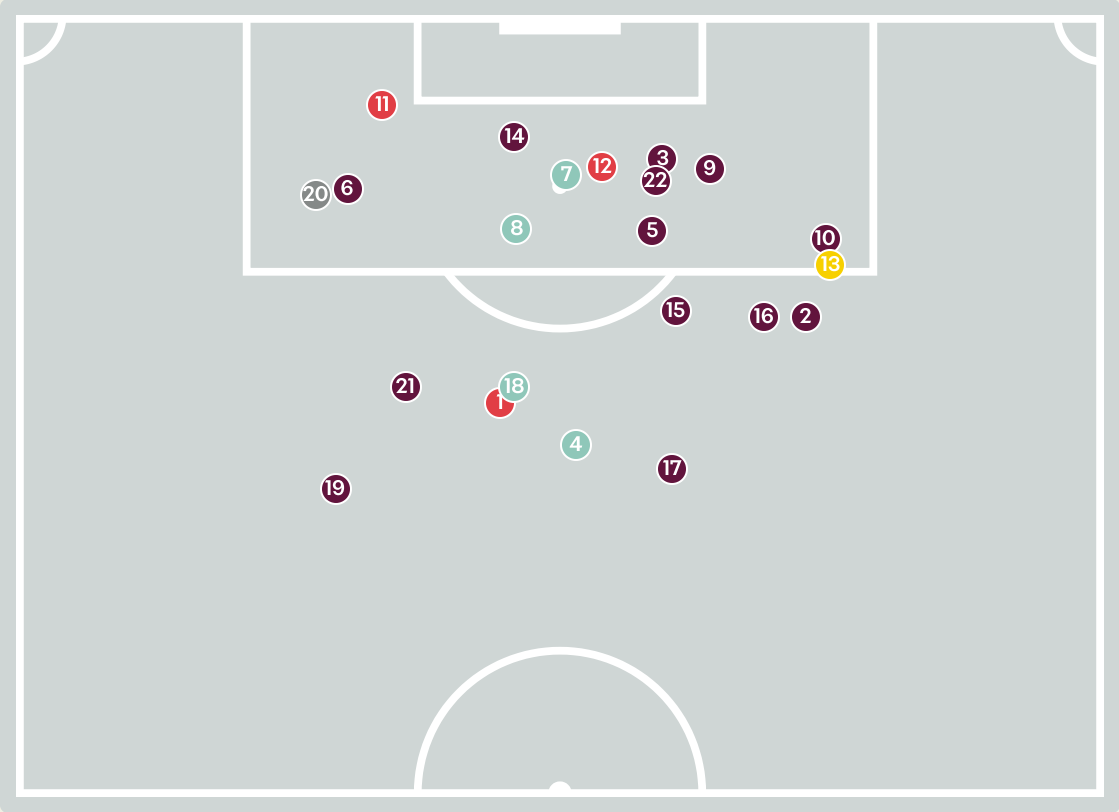

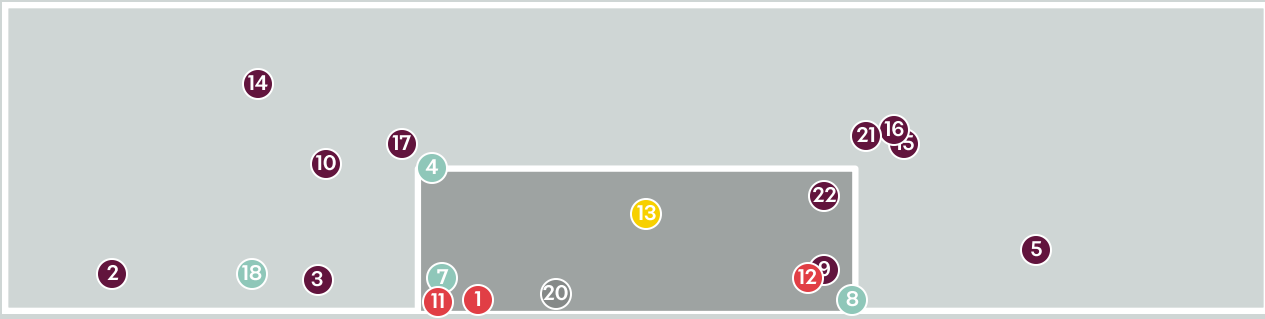

22

Total Attempts on Goal Faced

50

Save %

Intervention Type

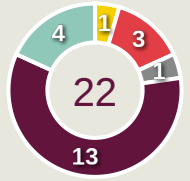

Intervention Body Type

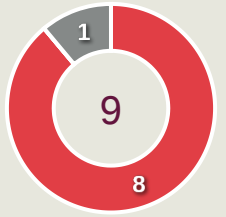

Total Attempts on Goal Faced	Total Goal Interventions	Save & Retain	Deflect & Retain	Save & Deflect	Save Attempt	No Save Attempt
22	5	1	1	3	4	13

Aerial Control

Mozambique

5
Total Interventions

1	1	0
Complete	Punches	Incomplete

3	3	0
Complete	Claims	Incomplete

1	1	0
Complete	Tipped/Palmed	Incomplete

Crosses Faced

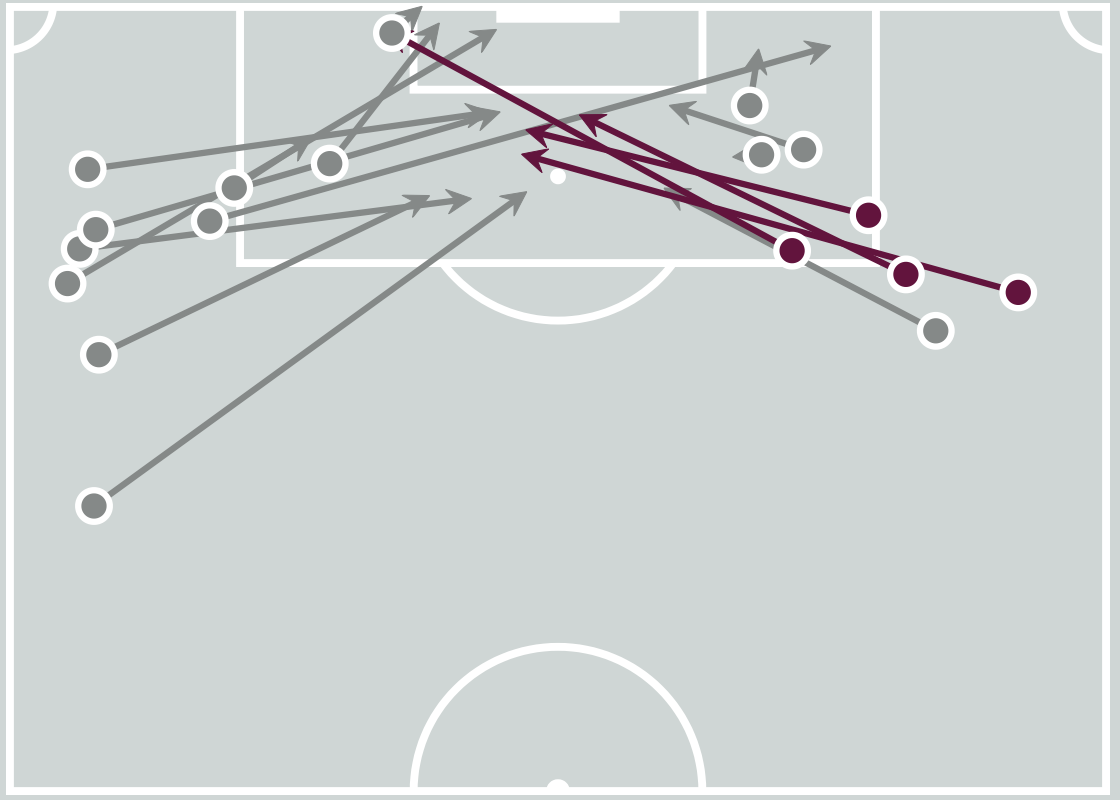

Delivery Types Faced

Total	In Swing	Out Swing	Driven	Lofted	Cutback	Push
26	10	6	3	1	1	5

Aerial Control

Denmark

0
Total Interventions

0	0	0
Complete	Punches	Incomplete

0	0	0
Complete	Claims	Incomplete

0	0	0
Complete	Tipped/Palmed	Incomplete

Crosses Faced

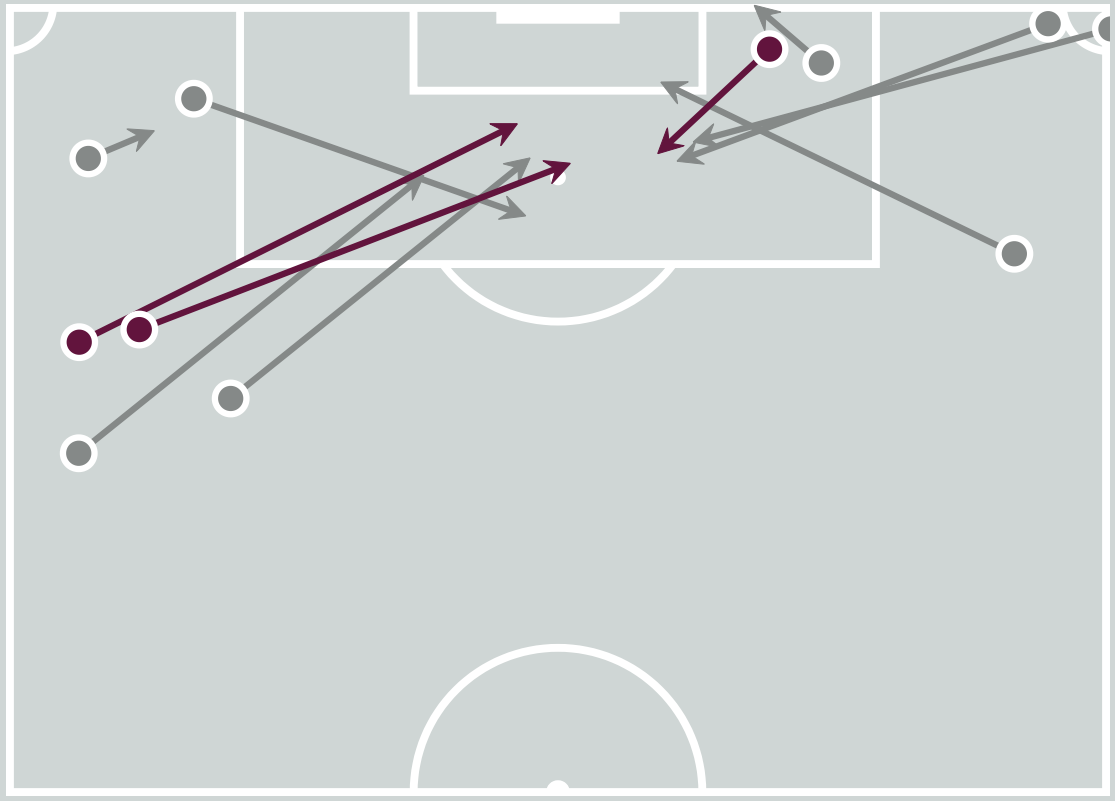

Delivery Types Faced

Total	In Swing	Out Swing	Driven	Lofted	Cutback	Push
13	1	5	2	0	2	3

FIFA U17 WORLD CUP QATAR 2026

SET PLAYS



Mozambique v Denmark

Set Plays

Mozambique



37
Total Set Plays

14
Total Free Kicks

0
Total Penalties

3
Total Corners

20
Total Throw Ins

Free Kicks	
Type	**Total**
Direct	10
Direct (on target)	0
Direct (off target)	0
Indirect	4

Corners			
Delivery Type	**From Left Side**	**From Right Side**	**Total**
Direct to Area	1	1	2
Short	1	0	1
Edge of Penalty Area	0	0	0

Corners	
Delivery Style	**Total**
Inswing	1
Outswing	0
Driven	1
Lofted	0

Set Plays

Denmark

49
Total Set Plays

11
Total Free Kicks

0
Total Penalties

9
Total Corners

29
Total Throw Ins

Free Kicks	
Type	**Total**
Direct	8
Direct (on target)	0
Direct (off target)	0
Indirect	3

Corners			
Delivery Type	**From Left Side**	**From Right Side**	**Total**
Direct to Area	1	6	7
Short	2	0	2
Edge of Penalty Area	0	0	0

Corners	
Delivery Style	**Total**
Inswing	6
Outswing	0
Driven	0
Lofted	1

INDIVIDUAL DATA IN POSSESSION



Mozambique v Denmark

In Possession - Distributions

Mozambique



#	Player	Passes Attempted	Passes Completed	Pass Completion %	Switches of Play	Crosses Attempted	Crosses Completed	Line Breaks Attempted	Line Breaks Completed	Line Break Completion %	Ball Progressions	Take Ons	Step Ins	Attempts at Goal	Goals
1	JOAO	34	21	62%	0	0	0	14	5	36%	0	0	0	0	0
2	PIRES	39	35	90%	0	0	0	17	14	82%	2	1	1	0	0
5	KHENZANE	29	24	83%	0	1	1	11	10	91%	5	5	0	1	1
7	ALIRIO CUNA	44	34	77%	1	2	0	10	6	60%	5	5	0	4	2
8	VALENTIM	26	25	96%	0	0	0	1	1	100%	0	0	0	0	0
10	CHAUSON	36	33	92%	1	0	0	5	4	80%	4	3	1	1	0
11	NHAMPULE JUNIOR	11	10	91%	0	0	0	0	0	0%	5	4	1	7	0
15	DIEGO	27	20	74%	1	2	0	6	4	67%	10	10	0	5	0
17	PASCOAL	43	35	81%	0	0	0	10	6	60%	0	0	0	0	0
19	FLORESNALDO	46	40	87%	0	0	0	25	22	88%	1	1	0	0	0
20	ALLAN	43	34	79%	1	7	2	18	10	56%	5	2	3	2	0
3	DENZEL	0	0	0%	0	0	0	0	0	0%	0	0	0	0	0
6	JOEL	15	14	93%	0	0	0	5	4	80%	1	0	1	1	0
13	JULIO	10	8	80%	0	0	0	2	2	100%	1	1	0	0	0
14	STEYS	0	0	0%	0	0	0	0	0	0%	0	0	0	0	0
18	MUBAI	7	4	57%	0	1	0	0	0	0%	1	1	0	1	1

In Possession - Offers & Receptions

Mozambique



			Offer movement types						
#	Player	Total Offers	In Front	In Between	Out to In	In to Out	In Behind	No Movement	Offers Received
1	JOAO	4	0	0	0	0	0	4	3
2	PIRES	0	0	0	0	0	0	0	0
5	KHENZANE	27	7	7	3	2	5	3	12
7	ALIRIO CUNA	58	4	13	6	1	21	13	25
8	VALENTIM	3	1	2	0	0	0	0	2
10	CHAUSON	26	5	4	1	0	5	11	9
11	NHAMPULE JUNIOR	9	0	2	0	1	5	1	4
15	DIEGO	26	0	8	3	1	7	7	15
17	PASCOAL	0	0	0	0	0	0	0	0
19	FLORESNALDO	16	7	0	0	1	1	7	7
20	ALLAN	11	2	0	1	0	5	3	7
3	DENZEL	1	0	0	0	0	0	1	0
6	JOEL	8	4	4	0	0	0	0	3
13	JULIO	6	3	3	0	0	0	0	3
14	STEYS	2	0	1	1	0	0	0	0
18	MUBAI	9	0	1	1	0	6	1	2

In Possession - Distributions

Denmark

#	Player	Passes Attempted	Passes Completed	Pass Completion %	Switches of Play	Crosses Attempted	Crosses Completed	Line Breaks Attempted	Line Breaks Completed	Line Break Completion %	Ball Progressions	Take Ons	Step Ins	Attempts at Goal	Goals
16	Elias MEDINA	46	39	85%	1	0	0	23	18	78%	0	0	0	0	0
2	Xander POULSEN	67	59	88%	0	8	0	20	15	75%	4	3	1	0	0
4	Noah MADSEN	82	75	91%	1	0	0	18	13	72%	4	1	3	0	0
5	Magnus DALAGER	32	24	75%	0	0	0	10	7	70%	2	1	1	0	0
6	Hector LUX	34	30	88%	1	1	0	8	6	75%	0	0	0	0	0
8	Frederik VESTERGAARD	73	63	86%	3	3	0	29	24	83%	2	1	1	0	0
9	Elvin MEHICIC	25	11	44%	0	5	4	11	5	45%	5	4	1	2	0
10	Omran KHATAR	12	7	58%	0	1	0	4	1	25%	2	2	0	3	0
14	Ishaq HOLALAM	16	10	62%	1	3	0	6	2	33%	1	1	0	0	0
17	Daryosh POPALZAI	36	28	78%	0	0	0	9	6	67%	0	0	0	0	0
20	Chukwuemeka OBI	12	10	83%	0	0	0	0	0	0%	0	0	0	0	0
11	Ekene CHUKWUANI	16	10	62%	0	2	0	3	1	33%	3	3	0	2	0
13	Elias WARMING	31	25	81%	1	0	0	9	7	78%	3	3	0	0	0
15	Kerim SEJDIC	6	4	67%	0	1	0	2	1	50%	1	1	0	1	0
18	Julius WICHMANN	4	4	100%	0	0	0	1	1	100%	0	0	0	1	0
19	Noah MANATA	22	16	73%	1	2	0	9	7	78%	5	3	2	1	0

In Possession - Offers & Receptions

Denmark

			Offer movement types						
#	Player	Total Offers	In Front	In Between	Out to In	In to Out	In Behind	No Movement	Offers Received
16	Elias MEDINA	9	0	0	0	0	0	9	4
2	Xander POULSEN	7	1	1	0	1	3	1	3
4	Noah MADSEN	9	1	0	0	0	0	8	6
5	Magnus DALAGER	5	1	0	0	0	2	2	0
6	Hector LUX	41	9	23	1	0	8	0	9
8	Frederik VESTERGAARD	33	10	22	0	0	0	1	22
9	Elvin MEHICIC	32	0	6	0	0	23	3	4
10	Omran KHATAR	29	0	8	0	5	16	0	3
14	Ishaq HOLALAM	24	0	0	0	0	11	13	6
17	Daryosh POPALZAI	4	2	0	0	0	0	2	4
20	Chukwuemeka OBI	16	0	2	0	0	14	0	3
11	Ekene CHUKWUANI	22	0	4	1	1	14	2	9
13	Elias WARMING	25	3	0	0	0	13	9	11
15	Kerim SEJDIC	19	0	8	3	1	5	2	5
18	Julius WICHMANN	4	0	2	0	1	1	0	1
19	Noah MANATA	15	2	0	0	0	2	11	6

INDIVIDUAL DATA
OUT OF POSSESSION




Mozambique v Denmark

Out of Possession

Mozambique

#	Player	Tackles Made / Won	Blocks	Interceptions	Pressing Direct	Pressing Indirect	Duels Won - Aerial	Duels Won - Physical	Possession Contests won	Clearances	Loose Ball Receptions	Pushing On	Pushing On into Pressing	Possession Regains	Possession Interrupted
1	JOAO	0 / 0	0	1	0	0	0	0	0	0	3	0	0	13	0
2	PIRES	6 / 1	9	1	2	1	6	1	8	15	6	6	1	11	19
5	KHENZANE	0 / 0	0	2	1	13	0	0	0	0	4	14	4	2	0
7	ALIRIO CUNA	2 / 1	0	1	2	29	1	0	1	0	5	26	7	2	0
8	VALENTIM	2 / 0	3	1	6	13	0	0	2	5	6	19	6	5	4
10	CHAUSON	3 / 0	2	0	2	9	0	0	0	0	5	9	6	2	2
11	NHAMPULE JUNIOR	2 / 1	0	0	3	24	0	0	1	0	4	10	8	1	0
15	DIEGO	5 / 0	0	0	4	40	1	0	1	0	8	40	22	1	0
17	PASCOAL	3 / 2	2	3	3	9	1	0	2	8	9	12	1	8	4
19	FLORESNALDO	3 / 0	4	2	3	14	0	0	1	5	8	29	8	5	4
20	ALLAN	3 / 0	5	1	5	14	0	0	1	4	11	18	14	6	6
3	DENZEL	0 / 0	0	0	0	0	0	0	0	0	0	0	0	0	0
6	JOEL	1 / 0	2	0	2	10	0	0	0	0	3	12	5	0	2
13	JULIO	1 / 1	1	1	0	2	0	0	0	0	3	2	0	3	0
14	STEYS	0 / 0	0	0	0	0	0	0	0	0	0	0	0	0	0
18	MUBAI	0 / 0	0	1	2	6	0	0	0	0	1	5	3	2	0

Out of Possession

Denmark

#	Player	Tackles Made / Won	Blocks	Interceptions	Pressing Direct	Pressing Indirect	Duels Won - Aerial	Duels Won - Physical	Possession Contests won	Clearances	Loose Ball Receptions	Pushing On	Pushing On into Pressing	Possession Regains	Possession Interrupted
16	Elias MEDINA	0 / 0	0	0	0	0	0	0	0	0	2	0	0	5	0
2	Xander POULSEN	9 / 2	5	1	12	7	2	0	2	2	11	27	12	7	6
4	Noah MADSEN	3 / 0	4	2	1	4	0	0	0	6	7	6	4	6	6
5	Magnus DALAGER	0 / 0	4	0	3	6	0	0	0	2	3	5	0	3	2
6	Hector LUX	7 / 3	1	2	5	24	0	0	0	2	4	20	12	6	4
8	Frederik VESTERGAARD	8 / 2	2	4	19	23	1	0	1	5	7	20	11	8	5
9	Elvin MEHICIC	2 / 2	0	0	0	27	0	0	0	0	3	20	12	2	0
10	Omran KHATAR	1 / 1	1	0	2	13	1	0	1	1	4	16	5	1	2
14	Ishaq HOLALAM	1 / 0	0	0	1	23	1	0	1	1	5	18	13	1	0
17	Daryosh POPALZAI	0 / 0	4	1	1	2	0	0	1	1	3	6	1	4	2
20	Chukwuemeka OBI	0 / 0	0	0	1	11	0	1	1	0	1	11	8	0	0
11	Ekene CHUKWUANI	2 / 0	3	0	3	15	1	2	4	0	5	13	7	2	3
13	Elias WARMING	5 / 1	2	0	4	14	0	0	1	2	5	11	6	2	3
15	Kerim SEJDIC	0 / 0	0	0	1	4	0	0	1	0	0	6	2	1	0
18	Julius WICHMANN	0 / 0	1	0	1	4	0	0	1	2	1	4	1	1	2
19	Noah MANATA	5 / 2	2	1	5	9	0	0	1	1	4	7	5	4	3

INDIVIDUAL DATA
PHYSICAL




Mozambique v Denmark

Physical Data

Mozambique

#	Player	Total Distance (m)	Zone 1: 0-7 km/h (m)	Zone 2: 7-15 km/h (m)	Zone 3: 15-20 km/h (m)	Zone 4: 20-25 km/h (m)	Zone 5: 25+ km/h (m)	High Speed Runs (Zone 3)	Sprints (Zone 4 & 5)	Top Speed (km/h)
1	JOAO	5724.3	3990.2	1468.9	163.2	67.7	34.3	15.0	6.0	28.3
2	PIRES	10908.5	3857.8	5259.9	1084.5	508.7	197.6	103.0	41.0	33.1
5	KHENZANE	10627.1	2918.4	4869.0	2004.9	677.5	157.3	171.0	45.0	32.0
7	ALIRIO CUNA	11216.7	3688.7	5151.4	1706.8	565.5	104.3	137.0	40.0	32.5
8	VALENTIM	9149.9	2486.1	4811.0	1427.4	383.5	41.9	125.0	24.0	29.8
10	CHAUSON	7917.1	2860.0	3242.2	1078.2	620.0	116.7	100.0	39.0	28.9
11	NHAMPULE JUNIOR	10905.9	3532.2	5064.2	1487.7	591.6	230.3	123.0	48.0	31.8
15	DIEGO	10703.8	4050.3	3648.5	1634.6	945.8	424.6	138.0	79.0	32.1
17	PASCOAL	10635.6	3168.1	5454.4	1218.9	539.5	254.6	118.0	46.0	33.8
19	FLORESNALDO	10342.4	3985.2	4706.7	1036.6	453.9	159.9	99.0	38.0	29.7
20	ALLAN	11153.2	3933.7	4465.9	1773.0	683.3	297.4	146.0	47.0	31.0
3	DENZEL	427.9	95.5	132.0	79.8	52.7	67.9	6.0	5.0	33.1
6	JOEL	3096.8	895.1	1410.1	459.4	312.5	19.6	44.0	19.0	26.6
13	JULIO	2262.0	620.8	1026.3	433.0	159.3	22.7	43.0	12.0	26.1
14	STEYS	341.5	109.2	105.9	64.1	38.8	23.5	5.0	3.0	28.7
18	MUBAI	3227.9	857.3	1444.6	476.0	354.9	95.1	45.0	24.0	31.3

Physical Data

Denmark

#	Player	Total Distance (m)	Zone 1: 0-7 km/h (m)	Zone 2: 7-15 km/h (m)	Zone 3: 15-20 km/h (m)	Zone 4: 20-25 km/h (m)	Zone 5: 25+ km/h (m)	High Speed Runs (Zone 3)	Sprints (Zone 4 & 5)	Top Speed (km/h)
16	Elias MEDINA	5538.1	4162.7	1246.7	101.4	20.4	6.9	14.0	2.0	26.1
2	Xander POULSEN	10830.0	3721.0	4857.0	1428.9	615.9	207.2	134.0	43.0	28.2
4	Noah MADSEN	11497.5	3742.3	5303.0	1797.9	498.2	156.1	144.0	40.0	29.8
5	Magnus DALAGER	9477.1	2955.6	4445.6	1373.0	503.0	199.9	122.0	33.0	31.6
6	Hector LUX	13269.5	2892.7	6735.7	2670.9	805.3	164.8	220.0	48.0	29.0
8	Frederik VESTERGAARD	12191.3	3104.3	6361.7	1957.5	615.6	152.2	170.0	45.0	29.6
9	Elvin MEHICIC	10858.4	4147.1	4998.0	1184.8	378.8	149.8	113.0	37.0	31.8
10	Omran KHATAR	8963.0	2240.1	4595.1	1512.1	547.1	68.7	137.0	40.0	30.0
14	Ishaq HOLALAM	5659.6	1803.7	2406.8	816.6	480.3	152.3	72.0	36.0	30.1
17	Daryosh POPALZAI	5544.0	1656.1	2808.2	853.7	203.1	23.0	68.0	17.0	27.8
20	Chukwuemeka OBI	5259.1	1766.0	2402.4	644.5	323.1	123.2	58.0	28.0	30.6
11	Ekene CHUKWUANI	5750.5	1876.0	2530.0	819.8	416.9	107.7	76.0	30.0	32.1
13	Elias WARMING	6001.5	1934.7	2380.8	991.8	541.8	152.4	90.0	37.0	28.4
15	Kerim SEJDIC	3639.5	1065.4	1582.0	539.8	332.0	120.3	52.0	23.0	32.8
18	Julius WICHMANN	2293.7	555.9	962.4	513.4	201.9	60.1	44.0	12.0	29.5
19	Noah MANATA	5445.0	2159.2	2133.5	773.7	256.5	122.1	70.0	20.0	33.9


FIFA
U17
WORLD CUP
QATAR 2026