FIFA U17 WORLD CUP QATAR 2026

POST MATCH SUMMARY REPORT

Argentina 0 - 2 Australia

Group C - Match 5
19 November 2026
19:00 Kick Off
Aspire Zone - Pitch 8 - Mahmoud Soufi

19 November 2026 - Aspire Zone - Pitch 8 - Mahmoud Soufi - 19:00

Match Summary - Teams

Argentina

STARTING

1	GK	Valentin REIGIA		
2	DF	Alvaro GUICH	⚽ 60'	⬇ 82'
4	DF	Thiago PEREZ		
5	MF	Matheo MACHUCA	⬇ 77'	
6	DF	Julio CORIA		
7	FW	Tobias GOYTIA		
8	MF	Marcos ORTIZ	🟨 58'	⬇ 64'
10	MF	Giovanni BARONI		
16	DF	Alex CARDOZO		
17	FW	Emiliano BARRIONUEVO		
19	FW	Facundo SALINAS	⬇ 64'	

SUBSTITUTES

12	GK	Thiago PARGA		
21	GK	Kevin BAEZ		
11	FW	Juan Cruz POLICELLA	⬆ 64'	
14	DF	Bautista GIMENEZ	⬆ 82'	
15	MF	Ulises VALLEJO	⬆ 64'	🟥 93'
18	MF	Galo ESCOBAR		
20	MF	Mateo SANCHEZ	⬆ 77'	

0 – 2

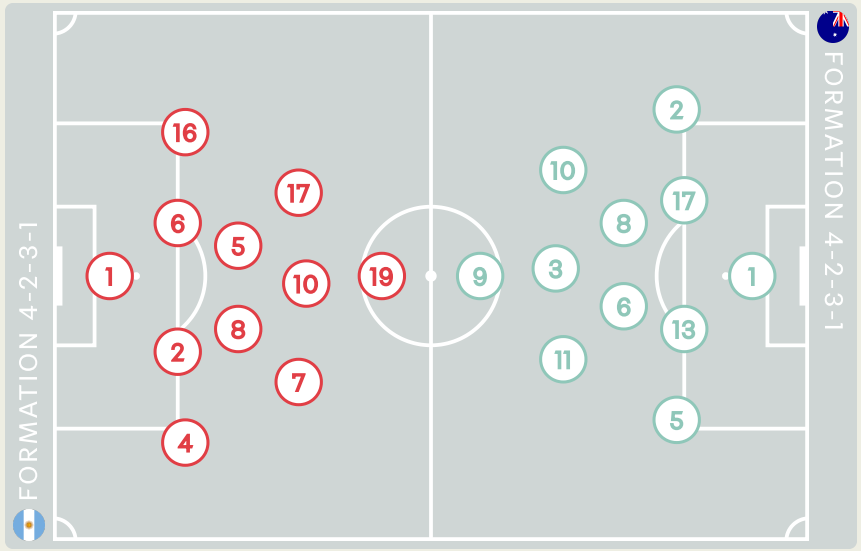

Distribution in the Final Third

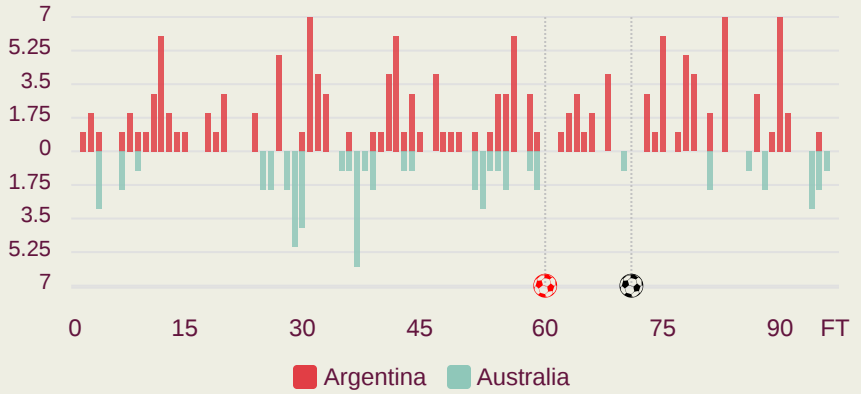

Australia

STARTING

Charlie WILSON-PAPPS	GK	1		
Max LYALL-RAJENDRA	DF	2		
⬇ 75'	Emmett SHAW	MF	3	
⬇ 70'	Archie MITCHELL	DF	5	
⬇ 81'	🟨 46'	Besian KUTLESHI	MF	6
⬇ 70'	Jariyah SHAH	MF	8	
⬇ 70'	Luke BECVINOVSKI	FW	9	
⚽ 71'	Akol AKON	FW	10	
Max COURT	FW	11		
🟨 63'	Callum MCCASKEY	DF	13	
Harrison BOND	DF	17		

SUBSTITUTES

Lachlan ALLEN	GK	12		
Hugo NG	GK	18		
Marcus SAVIC	DF	4		
⬆ 75'	Henrique OLIVEIRA	FW	7	
⬆ 70'	Oli OCARROLL	MF	14	
⬆ 70'	Emile KATRIB	DF	15	
Akeem GERALD	FW	16		
⬆ 81'	Dionn NIGRO	MF	19	
⬆ 70'	Georgio HASSARATI	FW	20	
Sajjad NASIRI	MF	21		

19 November 2026 - Aspire Zone - Pitch 8 - Mahmoud Soufi - 19:00

Match Summary - Key Statistics



Argentina

0 — 2

Australia



Possession

Total	58.5%	14.1%	27.5%	Total
0	Goals			2
0.63	xG (Expected Goals)			0.43
22 (7)	Attempts at Goal (On Target)			8 (4)
525 (443)	Total Passes (Complete)			270 (181)
84 %	Pass Completion %			67 %
98	Completed Line Breaks			54
15	Defensive Line Breaks			10
119	Receptions in the Final Third			39
33	Crosses			9
37	Ball Progressions			20
125 (37)	Defensive Pressures Applied (Direct Pressures)			252 (39)
52	Forced Turnovers			40
97	Second Balls			63
107.9 km	Total Distance Covered			117.3 km
5.2 km	Zone 4 – Low Speed Sprinting: 20-25 km/h			7 km

19 November 2026 - Aspire Zone - Pitch 8 - Mahmoud Soufi - 19:00

Phases of Play

Argentina

Australia

IN POSSESSION

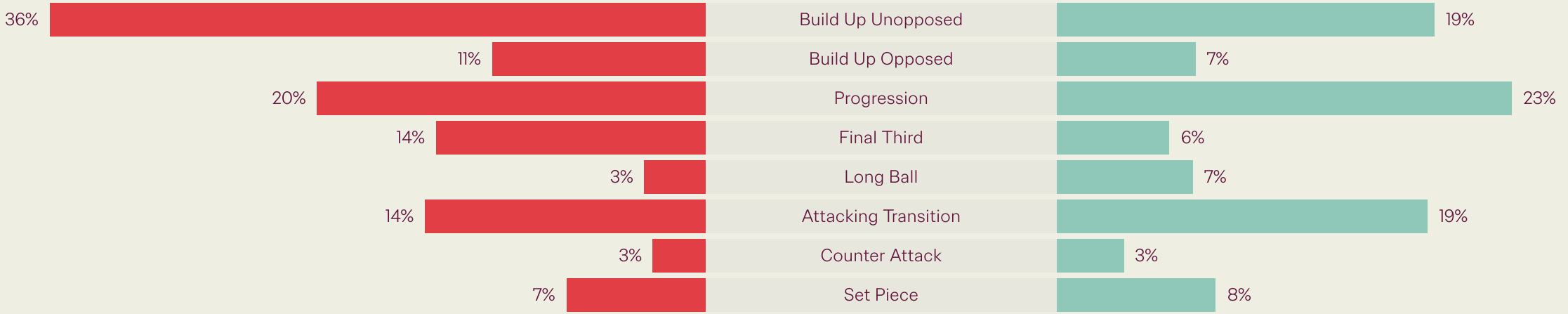

OUT OF POSSESSION

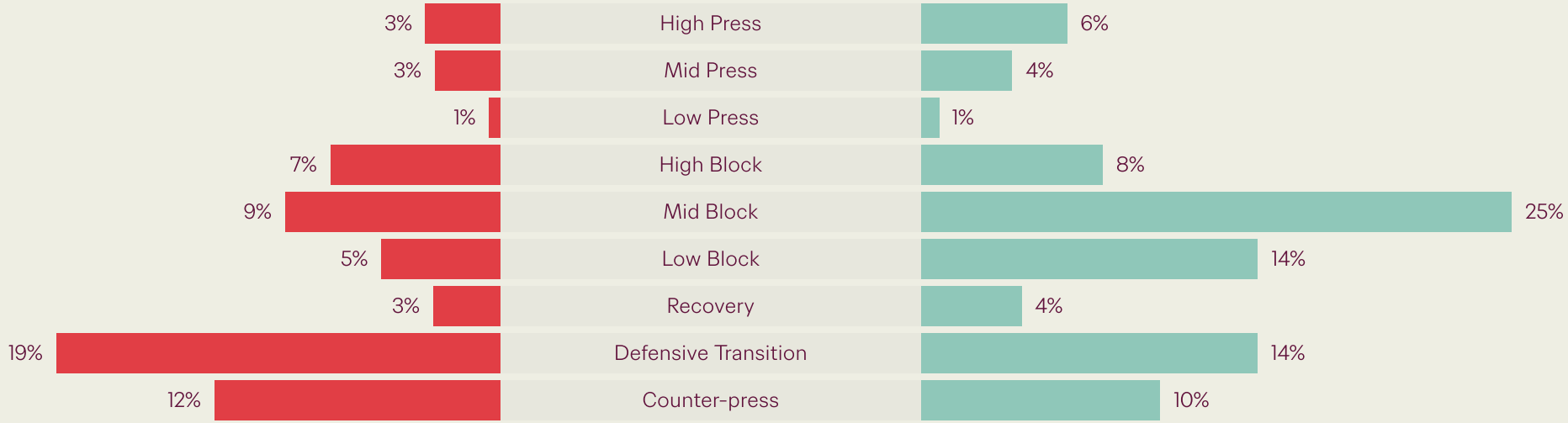

IN POSSESSION




Argentina v Australia

In Possession Line Height & Team Length

Argentina

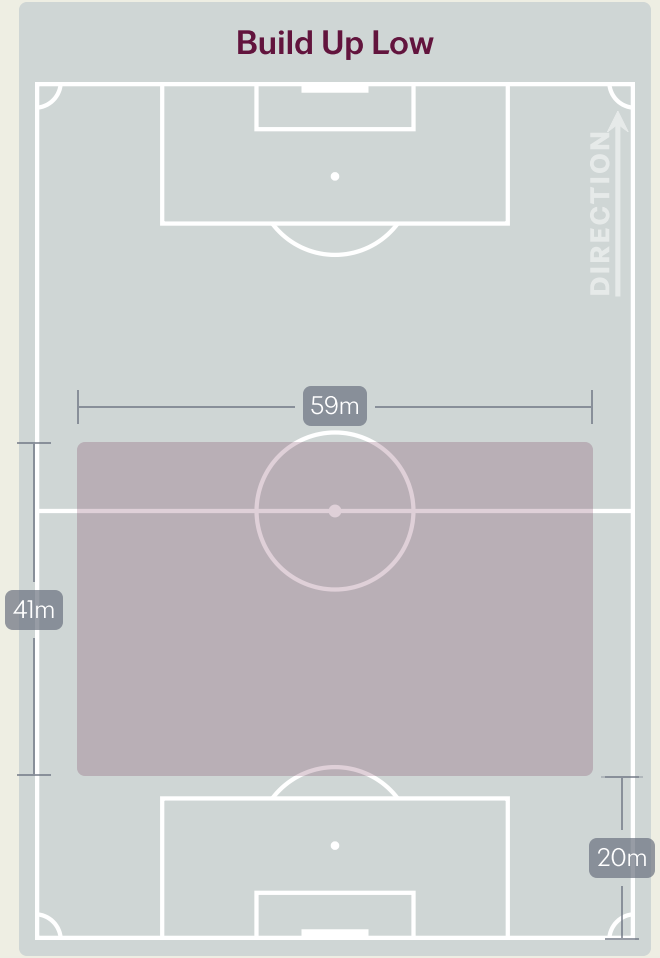

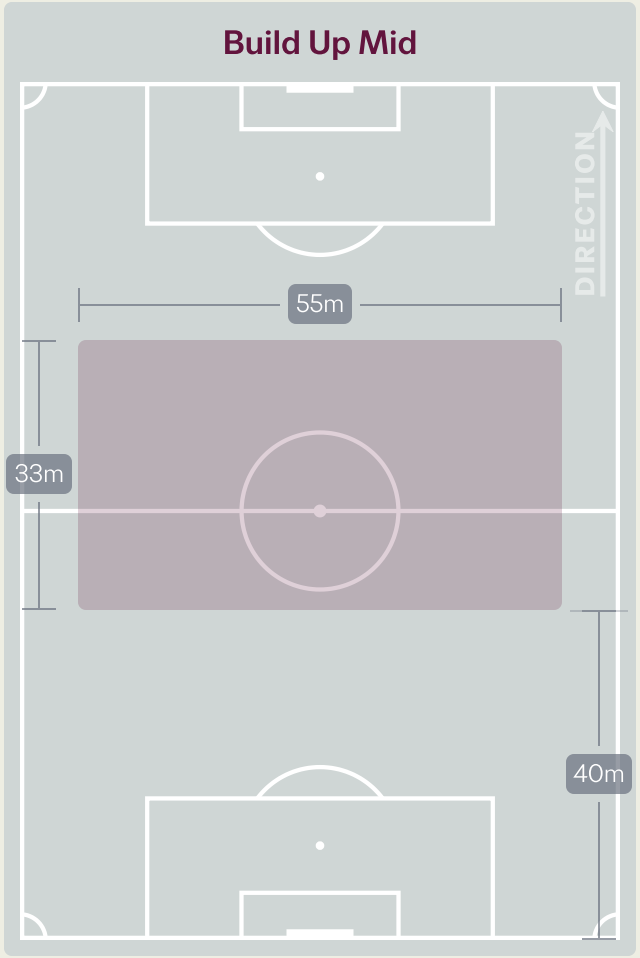

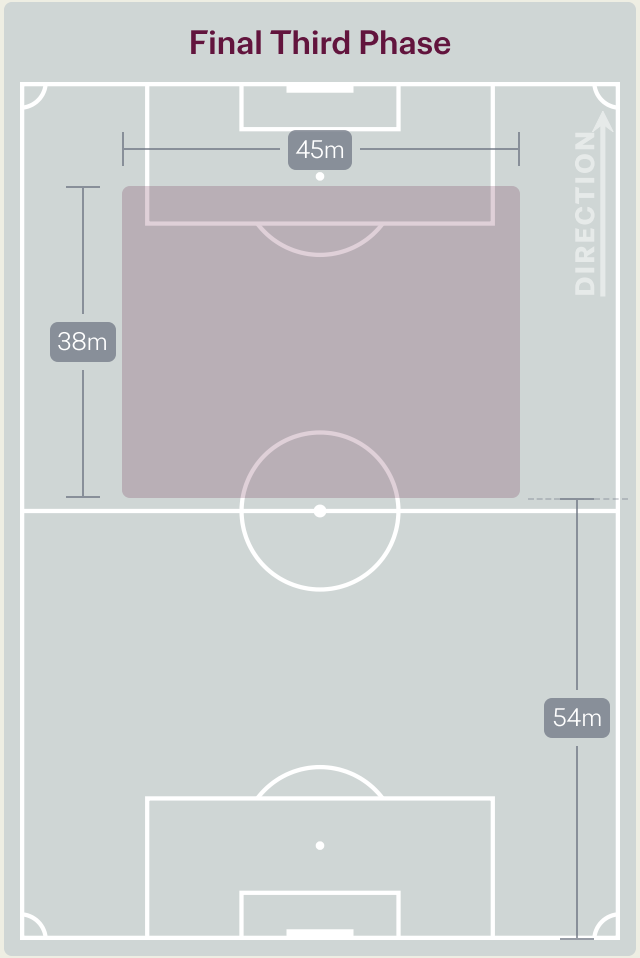

In Possession Line Height & Team Length

Australia

Build Up Low

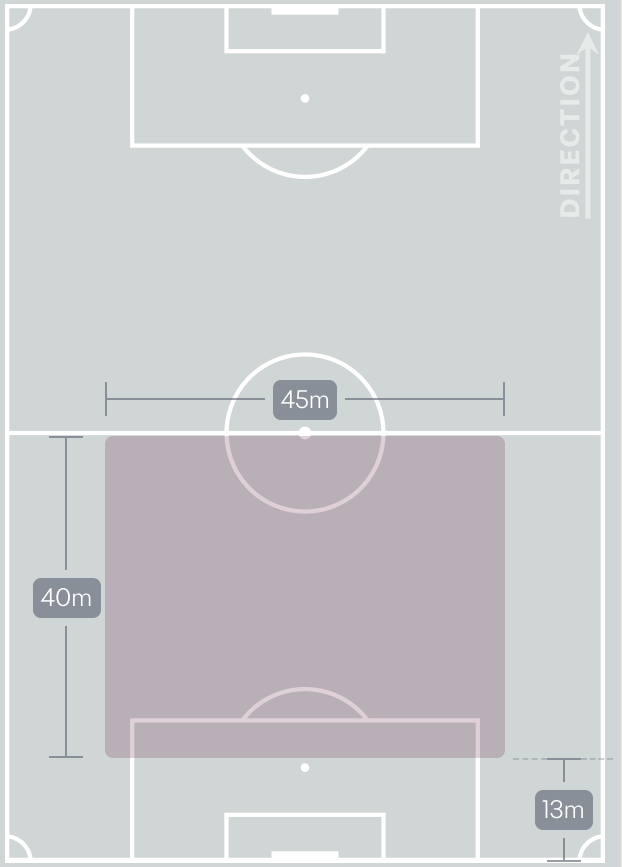

Build Up Mid

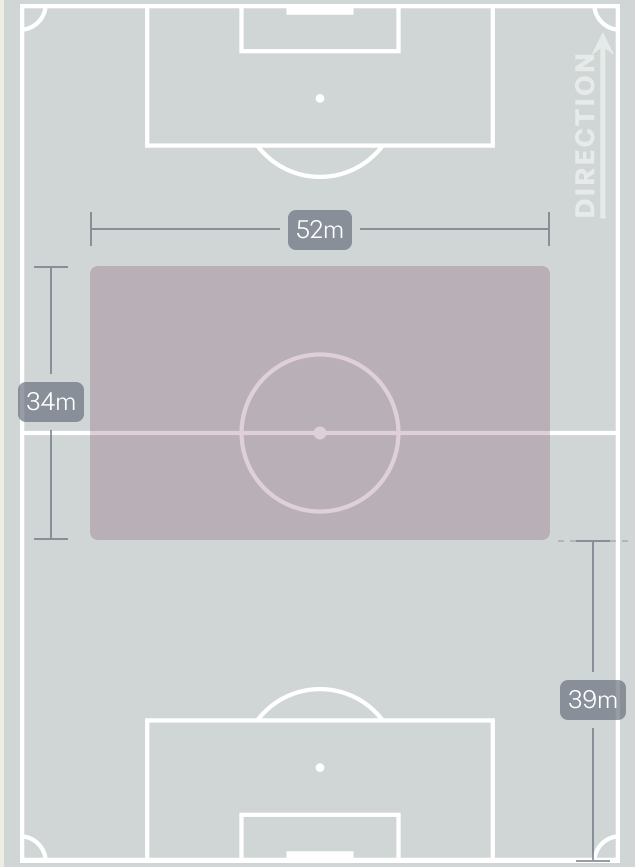

Final Third Phase

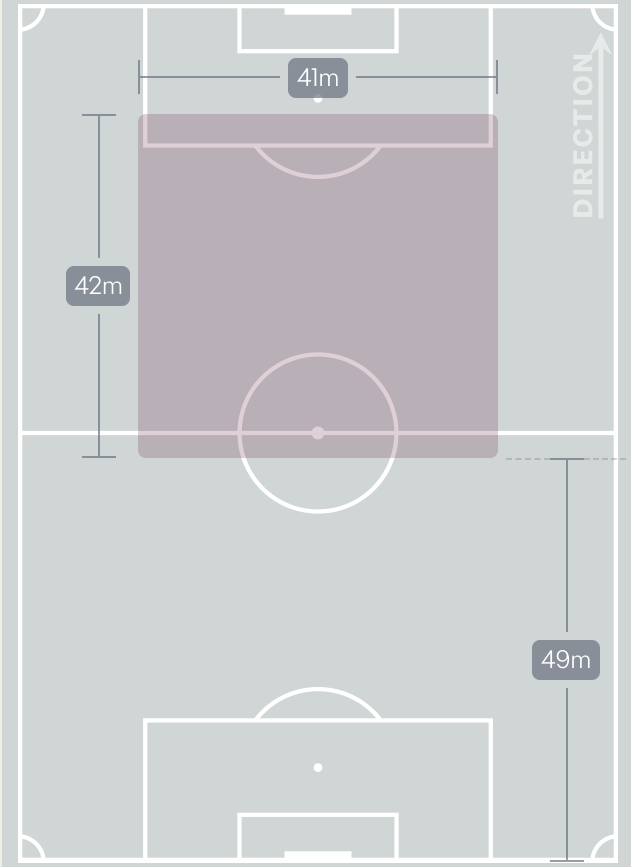

Line Breaks

Argentina

Attempted Line Breaks
145

44	35
Attempted	Complete

38	35
Attempted	Complete

63	28
Attempted	Complete

4 Units

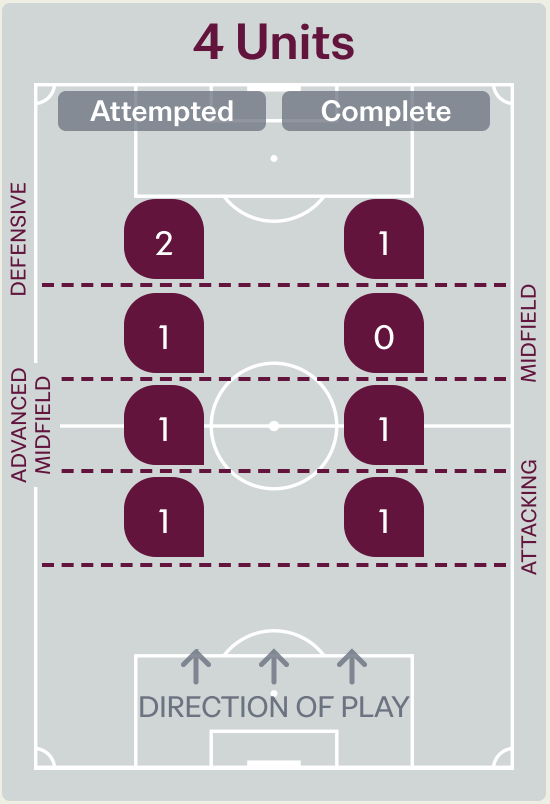

Attempted Line Breaks	5
Inside Shape	3
Outside Shape	2

3 Units

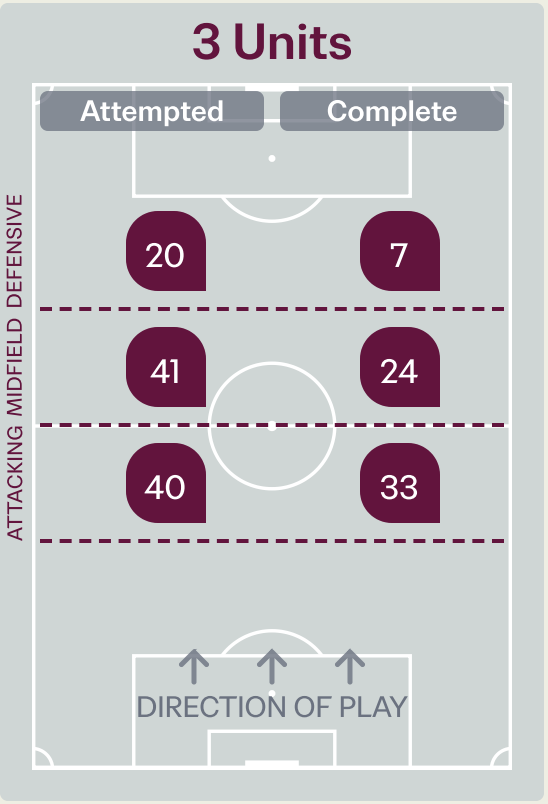

Attempted Line Breaks	101
Inside Shape	65
Outside Shape	36

2 Units

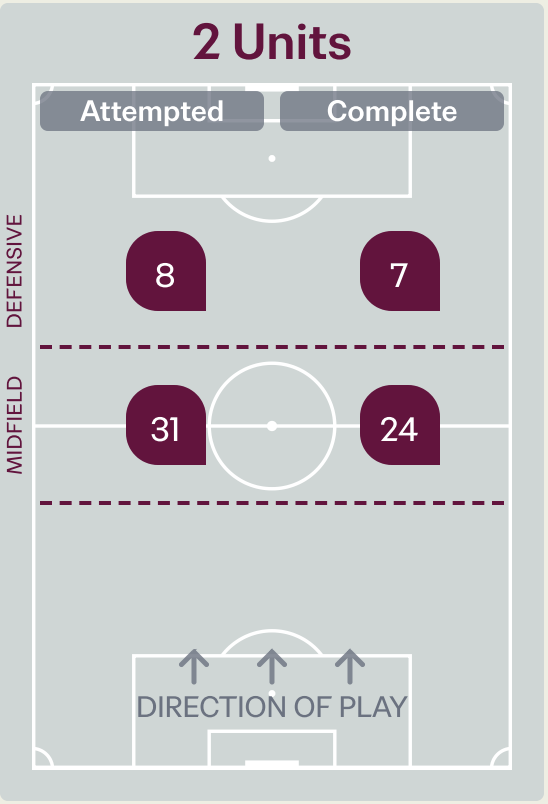

Attempted Line Breaks	39
Inside Shape	24
Outside Shape	15

Line Breaks

Australia

Attempted Line Breaks
96

24	17
Attempted	Complete

18	13
Attempted	Complete

54	24
Attempted	Complete

4 Units

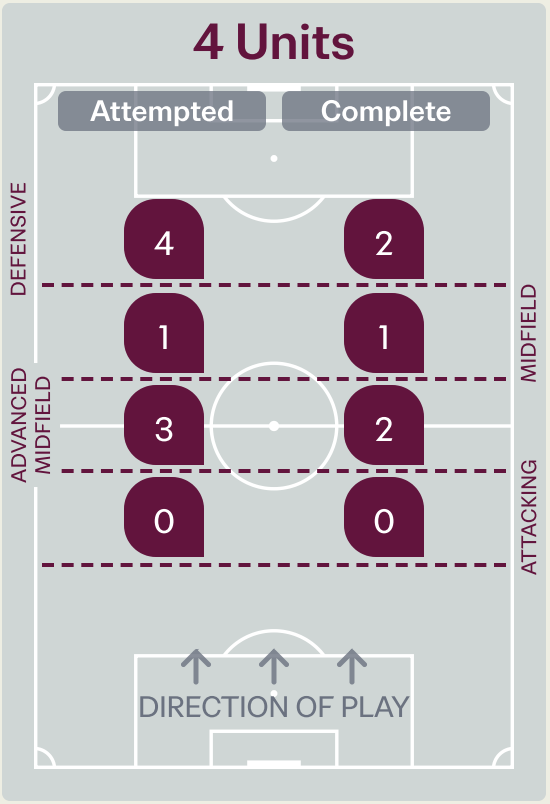

Attempted Line Breaks	8
Inside Shape	4
Outside Shape	4

3 Units

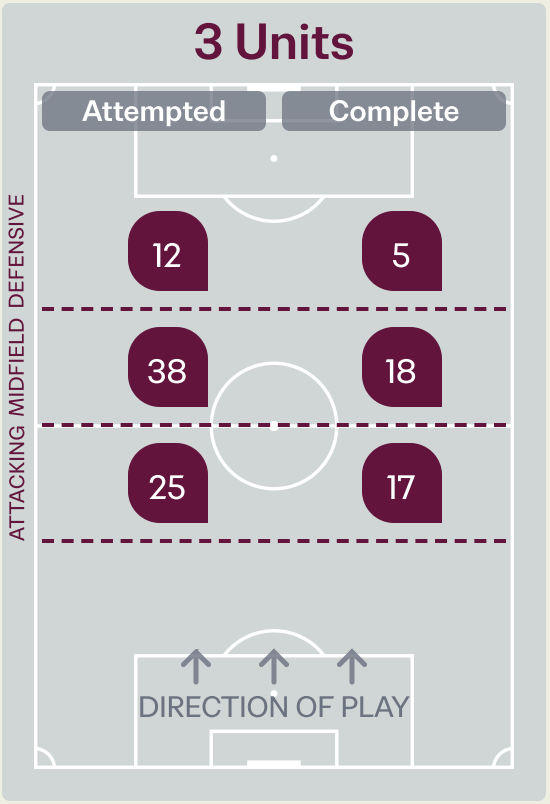

Attempted Line Breaks	75
Inside Shape	57
Outside Shape	18

2 Units

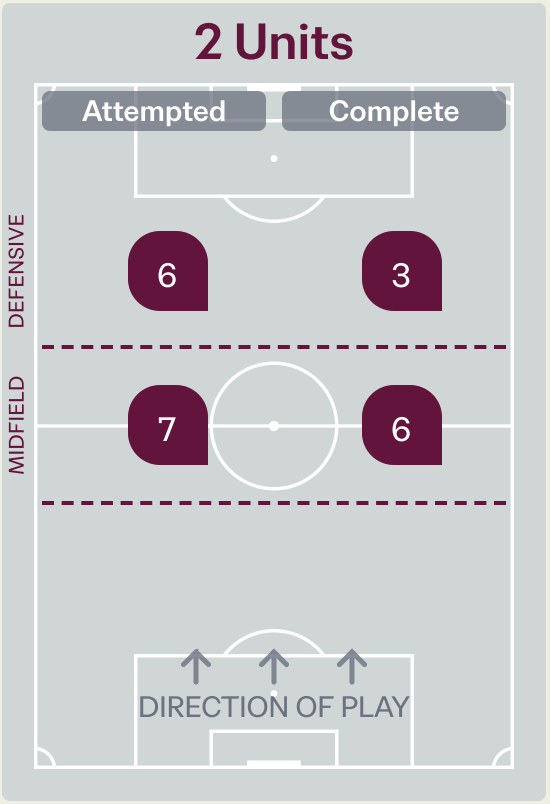

Attempted Line Breaks	13
Inside Shape	8
Outside Shape	5

Line Breaks

Argentina



					4 Units				3 Units			2 Units		Direction			Distribution Type		
#	Player	Line Breaks Attempted	Line Breaks Completed	Line Break Completion %	Attacking Line	Attacking Midfield Line	Midfield Line	Defensive Line	Attacking Line	Midfield Line	Defensive Line	Midfield Line	Defensive Line	Through	Around	Over	Pass	Cross	Ball Progression
1	Valentin REIGIA	16	7	44%	0	0	0	1	5	6	1	3	0	0	0	16	16	0	0
2	Alvaro GUICH	23	17	74%	1	0	0	0	10	7	1	4	0	7	10	6	21	0	2
4	Thiago PEREZ	16	11	69%	0	0	0	0	4	4	5	3	0	4	5	7	14	0	2
5	Matheo MACHUCA	7	4	57%	0	0	0	0	1	4	0	2	0	4	0	3	7	0	0
6	Julio CORIA	15	11	73%	0	0	0	0	8	4	1	2	0	2	6	7	12	0	3
7	Tobias GOYTIA	10	5	50%	0	0	0	1	0	3	3	2	1	4	3	3	8	1	1
8	Marcos ORTIZ	6	5	83%	0	0	0	0	1	2	0	3	0	3	1	2	5	0	1
10	Giovanni BARONI	19	13	68%	0	0	0	0	2	6	4	7	0	9	3	7	18	1	0
16	Alex CARDOZO	13	9	69%	0	1	0	0	3	2	3	2	2	1	4	8	12	1	0
17	Emiliano BARRIONUEVO	6	4	67%	0	0	0	0	0	0	2	1	3	3	1	2	3	2	1
19	Facundo SALINAS	2	2	100%	0	0	0	0	0	2	0	0	0	2	0	0	2	0	0
11	Juan Cruz POLICELLA	2	1	50%	0	0	1	0	1	0	0	0	0	1	0	1	2	0	0
14	Bautista GIMENEZ	2	2	100%	0	0	0	0	2	0	0	0	0	0	2	0	2	0	0
15	Ulises VALLEJO	5	4	80%	0	0	0	0	1	0	0	2	2	2	3	0	3	0	2
20	Mateo SANCHEZ	3	3	100%	0	0	0	0	2	1	0	0	0	2	0	1	3	0	0

Line Breaks

Australia

					4 Units				3 Units			2 Units		Direction			Distribution Type		
#	Player	Line Breaks Attempted	Line Breaks Completed	Line Break Completion %	Attacking Line	Attacking Midfield Line	Midfield Line	Defensive Line	Attacking Line	Midfield Line	Defensive Line	Midfield Line	Defensive Line	Through	Around	Over	Pass	Cross	Ball Progression
1	Charlie WILSON-PAPPS	19	9	47%	0	0	0	0	7	11	1	0	0	2	0	17	19	0	0
2	Max LYALL-RAJENDRA	9	4	44%	0	1	0	0	1	6	1	0	0	1	1	7	9	0	0
3	Emmett SHAW	10	7	70%	0	0	0	2	0	4	2	1	1	3	3	4	9	0	1
5	Archie MITCHELL	8	7	88%	0	1	0	0	5	1	1	0	0	3	3	2	7	0	1
6	Besian KUTLESHI	9	5	56%	0	0	1	0	3	3	1	1	0	4	3	2	8	0	1
8	Jariyah SHAH	2	1	50%	0	0	0	0	1	0	1	0	0	1	0	1	2	0	0
9	Luke BECVINOVSKI	2	0	0%	0	0	0	0	0	1	0	0	1	0	1	1	2	0	0
10	Akol AKON	5	4	80%	0	0	0	1	0	2	1	1	0	0	4	1	5	0	0
11	Max COURT	7	5	71%	0	0	0	0	0	1	2	1	3	3	1	3	6	0	1
13	Callum MCCASKEY	9	6	67%	0	1	0	0	2	5	0	1	0	2	0	7	8	0	1
17	Harrison BOND	12	5	42%	0	0	0	0	6	3	1	2	0	4	2	6	11	0	1
7	Henrique OLIVEIRA	0	0	0%	0	0	0	0	0	0	0	0	0	0	0	0	0	0	0
14	Oli OCARROLL	1	0	0%	0	0	0	0	0	0	0	0	1	0	0	1	0	1	0
15	Emile KATRIB	1	0	0%	0	0	0	1	0	0	0	0	0	0	0	1	1	0	0
19	Dionn NIGRO	2	1	50%	0	0	0	0	0	1	1	0	0	1	0	1	2	0	0
20	Georgio HASSARATI	0	0	0%	0	0	0	0	0	0	0	0	0	0	0	0	0	0	0

Passing Networks

Argentina



#	Passes From ↓ to →	Valentin REIGIA	Alvaro GUICH	Thiago PEREZ	Matheo MACHUCA	Julio CORIA	Tobias GOYTIA	Marcos ORTIZ	Giovanni BARONI	Alex CARDOZO	Emiliano BARRIONUEVO	Facundo SALINAS	Juan Cruz POLICELLA	Bautista GIMENEZ	Ulises VALLEJO	Mateo SANCHEZ
1	Valentin REIGIA		13	3	0	21	3	0	0	1	0	0	0	0	0	0
2	Alvaro GUICH	17		11	8	16	3	9	6	0	1	1	0	0	0	1
4	Thiago PEREZ	3	6		3	3	4	4	12	1	3	0	0	0	0	0
5	Matheo MACHUCA	0	6	2		8	2	1	4	4	2	0	0	0	2	0
6	Julio CORIA	14	23	2	3		0	2	7	5	1	0	3	1	2	3
7	Tobias GOYTIA	0	1	2	4	0		1	4	1	1	3	1	0	0	2
8	Marcos ORTIZ	1	8	3	1	2	1		4	0	4	0	0	0	0	0
10	Giovanni BARONI	1	6	10	2	3	4	4		4	4	1	3	0	1	1
16	Alex CARDOZO	0	0	1	2	2	5	1	6		7	1	2	1	0	0
17	Emiliano BARRIONUEVO	0	0	2	1	0	4	2	1	3		0	2	0	1	0
19	Facundo SALINAS	0	0	0	3	0	2	0	0	0	0		0	0	0	0
11	Juan Cruz POLICELLA	1	0	0	0	1	1	0	3	1	3	0		0	0	1
14	Bautista GIMENEZ	1	0	1	0	0	0	0	0	1	0	0	1		0	3
15	Ulises VALLEJO	0	0	2	0	0	0	0	1	0	1	0	2	1		0
20	Mateo SANCHEZ	1	1	1	0	0	1	0	0	2	0	0	1	0	1	

Top 5 Player to Player Passers		
Player	Passed To	% of Total Team Passes
Julio CORIA	Alvaro GUICH	5.5%
Valentin REIGIA	Julio CORIA	5%
Alvaro GUICH	Valentin REIGIA	4%
Alvaro GUICH	Julio CORIA	3.8%
Julio CORIA	Valentin REIGIA	3.3%

Passing Networks

Australia



#	Passes From ↓ to →	Charlie WILSON-PAPPS	Max LYALL-RAJENDRA	Emmett SHAW	Archie MITCHELL	Besian KUTLESHI	Jariyah SHAH	Luke BECVINOVSKI	Akol AKON	Max COURT	Callum MCCASKEY	Harrison BOND	Henrique OLIVEIRA	Oli OCARROLL	Emile KATRIB	Dionn NIGRO	Georgio HASSARATI
1	Charlie WILSON-PAPPS		2	1	4	1	1	0	0	0	2	1	0	0	0	0	0
2	Max LYALL-RAJENDRA	1		0	0	2	3	0	4	1	1	1	0	0	0	0	0
3	Emmett SHAW	0	1		1	1	2	0	6	1	0	0	0	0	0	0	0
5	Archie MITCHELL	0	0	0		6	0	0	0	8	6	0	0	0	0	0	0
6	Besian KUTLESHI	1	3	1	3		2	1	5	3	4	3	0	0	0	0	0
8	Jariyah SHAH	0	3	1	2	4		2	2	0	3	3	0	0	0	0	0
9	Luke BECVINOVSKI	1	0	3	1	0	0		0	2	0	0	0	0	0	0	0
10	Akol AKON	0	2	3	0	2	1	0		0	0	1	0	0	0	0	1
11	Max COURT	0	0	3	2	3	0	2	1		0	3	0	0	0	0	0
13	Callum MCCASKEY	3	0	1	2	4	1	3	0	1		1	0	0	0	0	0
17	Harrison BOND	0	2	3	0	2	3	0	0	0	1		0	1	1	0	0
7	Henrique OLIVEIRA	0	0	0	0	0	0	0	0	0	0	0		0	0	0	0
14	Oli OCARROLL	0	0	0	0	0	0	0	0	1	0	1	0		0	0	1
15	Emile KATRIB	0	0	0	0	0	0	0	0	0	0	0	0	0		0	0
19	Dionn NIGRO	0	0	0	0	0	0	0	0	0	0	0	0	0	1		0
20	Georgio HASSARATI	0	0	0	0	0	0	0	0	0	0	0	0	0	0	0	

Top 5 Player to Player Passers		
Player	Passed To	% of Total Team Passes
Archie MITCHELL	Max COURT	4.8%
Emmett SHAW	Akol AKON	3.6%
Archie MITCHELL	Besian KUTLESHI	3.6%
Archie MITCHELL	Callum MCCASKEY	3.6%
Besian KUTLESHI	Akol AKON	3%

Attempts at Goal

Argentina

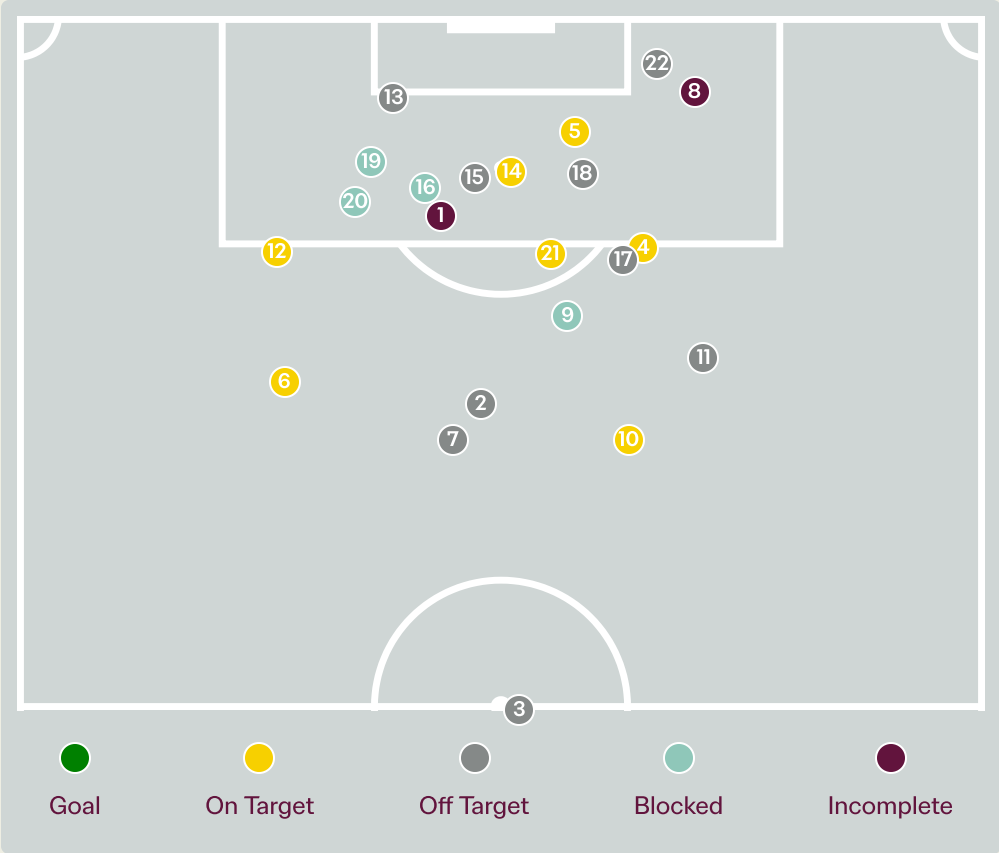

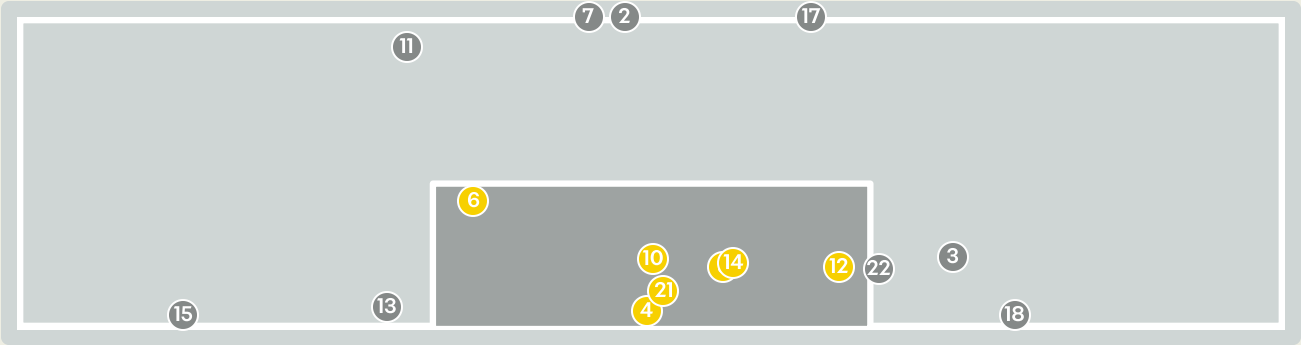

Key	Outcome	Shots
	Goals	0
	On Target	7
	Off Target	9
	Blocked	4
	Incomplete	2

Attempts at Goal

Argentina

Time	Player	Outcome	Body Part	Delivery Type
0	10 Giovanni BARONI	Deflected Off Target - Defensive Event	Left Foot	Cross
1	5 Matheo MACHUCA	Off Target	Right Foot	Other
7	5 Matheo MACHUCA	Off Target - Saved	Right Foot	Loose Ball
7	7 Tobias GOYTIA	On Target - Saved	Right Foot	Pass
8	7 Tobias GOYTIA	On Target - Saved	Right Foot	Cross
14	10 Giovanni BARONI	On Target - Saved	Left Foot	Pass
20	5 Matheo MACHUCA	Off Target	Right Foot	Pass
27	7 Tobias GOYTIA	Deflected Off Target - Defensive Event	Left Foot	Pass
33	8 Marcos ORTIZ	Incomplete - Blocked	Right Foot	Loose Ball
33	10 Giovanni BARONI	On Target - Saved	Left Foot	Pass
41	10 Giovanni BARONI	Off Target	Left Foot	Pass
46	5 Matheo MACHUCA	On Target - Saved	Right Foot	Pass
51	19 Facundo SALINAS	Off Target	Head	Freekick
54	19 Facundo SALINAS	On Target - Saved	Left Foot	Pass
55	10 Giovanni BARONI	Off Target	Left Foot	Cross
56	10 Giovanni BARONI	Incomplete - Blocked	Left Foot	Cross
65	11 Juan Cruz POLICELLA	Off Target	Right Foot	Pass

Attempts at Goal

Argentina

Time	Player	Outcome	Body Part	Delivery Type
75	7 Tobias GOYTIA	Deflected Off Target - Defensive Event	Right Foot	Pass
87	20 Mateo SANCHEZ	Incomplete - Blocked	Right Foot	Ball Progression
87	11 Juan Cruz POLICELLA	Incomplete - Blocked	Right Foot	Loose Ball
88	11 Juan Cruz POLICELLA	Deflected On Target - Saved	Right Foot	Pass
90	11 Juan Cruz POLICELLA	Deflected Off Target - Defensive Event	Right Foot	Pass

Attempts at Goal

Australia

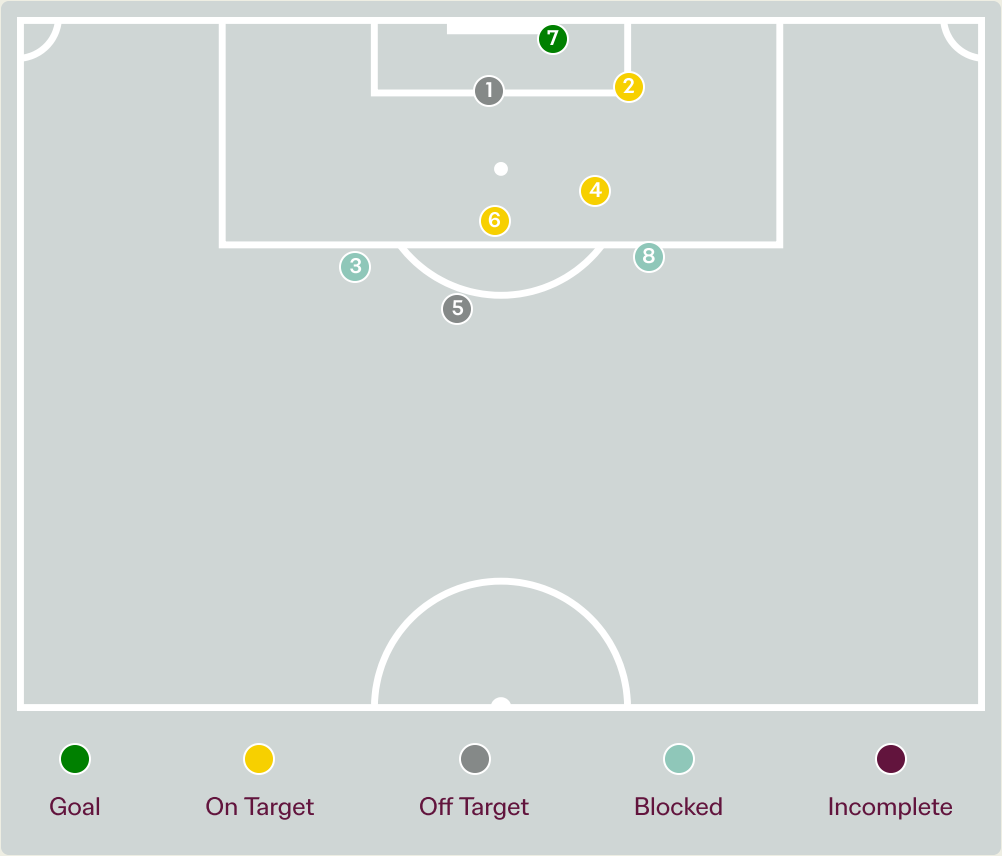



Key	Outcome	Shots
	Goals	1
	On Target	3
	Off Target	2
	Blocked	2
	Incomplete	0

Attempts at Goal

Australia

Time	Player	Outcome	Body Part	Delivery Type
5	9 Luke BECVINOVSKI	Off Target	Right Foot	Cross
26	17 Harrison BOND	On Target - Saved	Head	Freekick
30	6 Besian KUTLESHI	Incomplete - Blocked	Right Foot	Pass
36	10 Akol AKON	Deflected On Target - Saved	Right Foot	Pass
42	11 Max COURT	Off Target	Right Foot	Ball Progression
55	9 Luke BECVINOVSKI	On Target - Saved	Left Foot	Cross
70	10 Akol AKON	On Target - Goal	Right Foot	Pass
95	20 Georgio HASSARATI	Incomplete - Blocked	Left Foot	Pass

Crosses (Open Play)

Argentina

Cross Locations

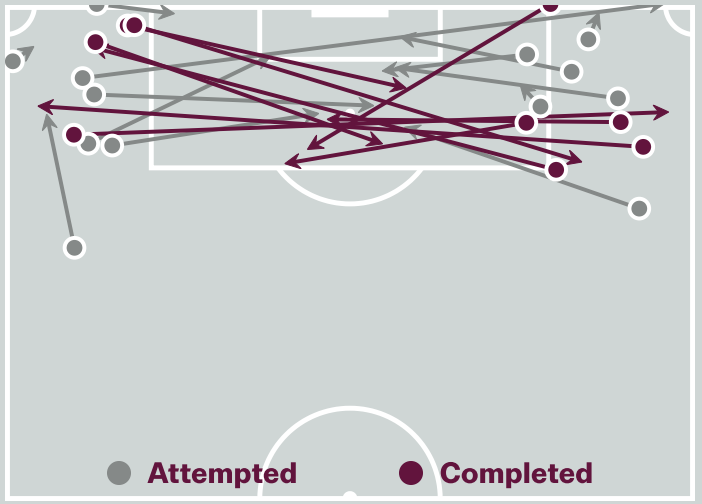

Delivery Type

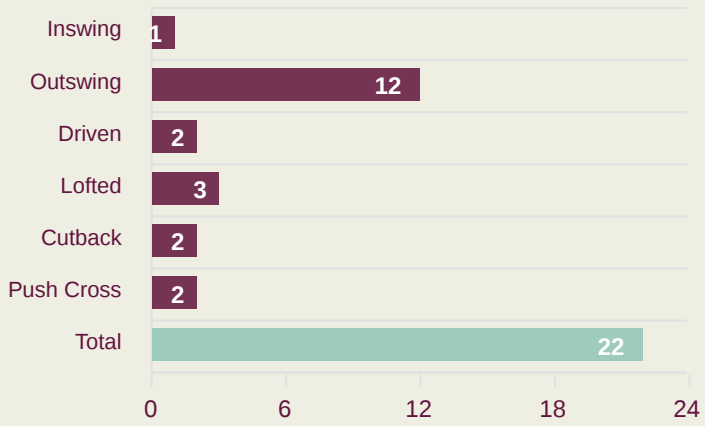

Cross Zones

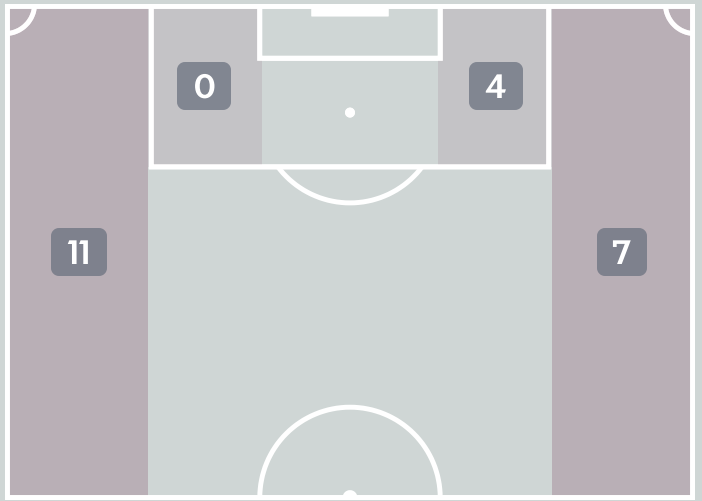

Attempted

22

Completed

9

Most Crosses Attempted

6

Alex CARDOZO
LEFT BACK

#	Player	Inswing	Outswing	Driven	Lofted	Cutback	Push Cross	Total Attempted
1	Valentin REIGIA	0	0	0	0	0	0	0
2	Alvaro GUICH	0	0	0	0	0	0	0
4	Thiago PEREZ	0	2	1	0	0	1	4
5	Matheo MACHUCA	0	0	0	0	0	0	0
6	Julio CORIA	0	0	0	0	0	0	0
7	Tobias GOYTIA	0	3	0	0	0	0	3
8	Marcos ORTIZ	0	0	0	0	1	0	1
10	Giovanni BARONI	1	1	0	0	0	0	2
16	Alex CARDOZO	0	4	0	1	1	0	6
17	Emiliano BARRIONUEVO	0	1	1	2	0	1	5
19	Facundo SALINAS	0	0	0	0	0	0	0
11	Juan Cruz POLICELLA	0	0	0	0	0	0	0
14	Bautista GIMENEZ	0	0	0	0	0	0	0
15	Ulises VALLEJO	0	1	0	0	0	0	1
20	Mateo SANCHEZ	0	0	0	0	0	0	0

Crosses (Open Play)

Australia

Cross Locations

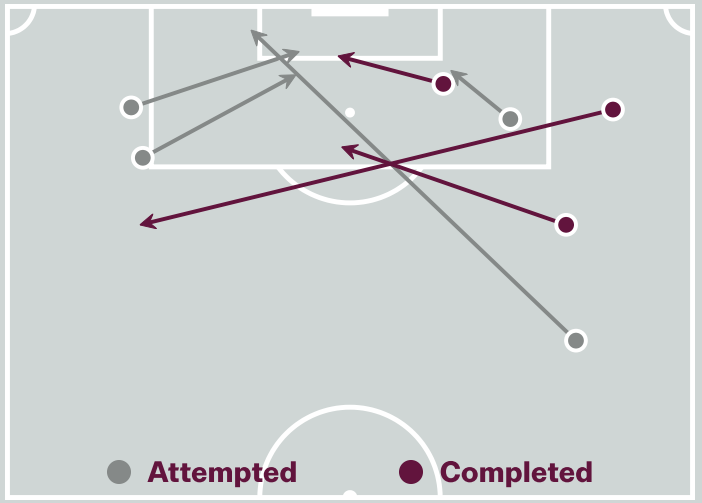

Delivery Type

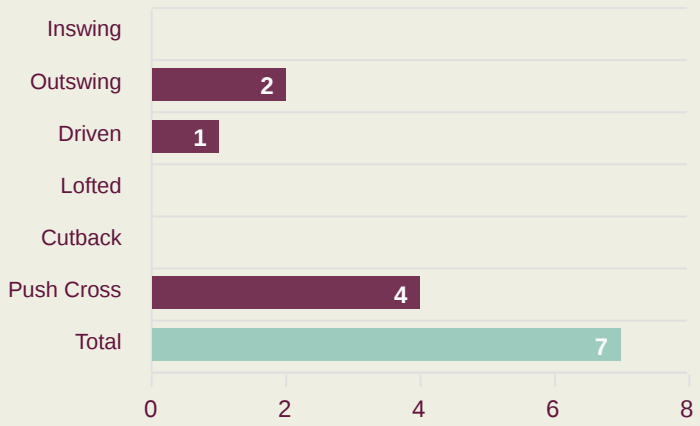

Cross Zones

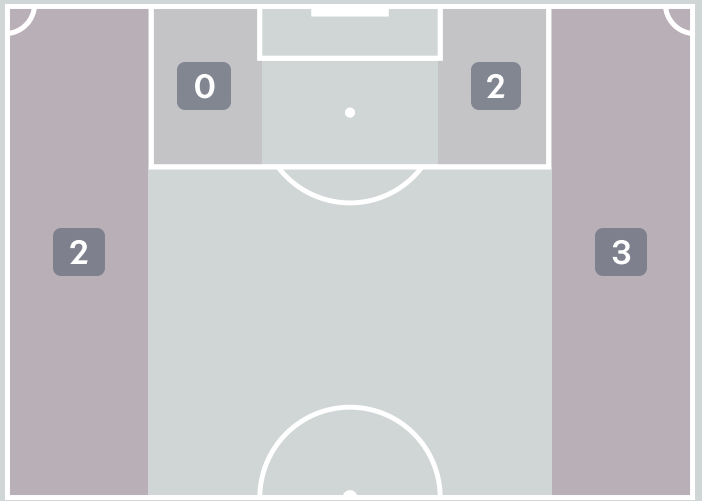

Attempted

7

Completed

3

Most Crosses Attempted

4

Akol AKON

ATTACKING MIDFIELD RIGHT

#	Player	Inswing	Outswing	Driven	Lofted	Cutback	Push Cross	Total Attempted
1	Charlie WILSON-PAPPS	0	0	0	0	0	0	0
2	Max LYALL-RAJENDRA	0	0	0	0	0	0	0
3	Emmett SHAW	0	0	0	0	0	2	2
5	Archie MITCHELL	0	0	1	0	0	0	1
6	Besian KUTLESHI	0	0	0	0	0	0	0
8	Jariyah SHAH	0	0	0	0	0	0	0
9	Luke BECVINOVSKI	0	0	0	0	0	0	0
10	Akol AKON	0	2	0	0	0	2	4
11	Max COURT	0	0	0	0	0	0	0
13	Callum MCCASKEY	0	0	0	0	0	0	0
17	Harrison BOND	0	0	0	0	0	0	0
7	Henrique OLIVEIRA	0	0	0	0	0	0	0
14	Oli OCARROLL	0	0	0	0	0	0	0
15	Emile KATRIB	0	0	0	0	0	0	0
19	Dionn NIGRO	0	0	0	0	0	0	0
20	Georgio HASSARATI	0	0	0	0	0	0	0

Offering to Receive

Argentina

267
Total Offers Made

92
Total Offers Received

Most Offers
52
Tobias GOYTIA
ATTACKING MIDFIELD RIGHT

119
Offers Made in Final Third

117
Offers Made in Middle Third

31
Offers Made in Defensive Third

Offers Made Inside Shape

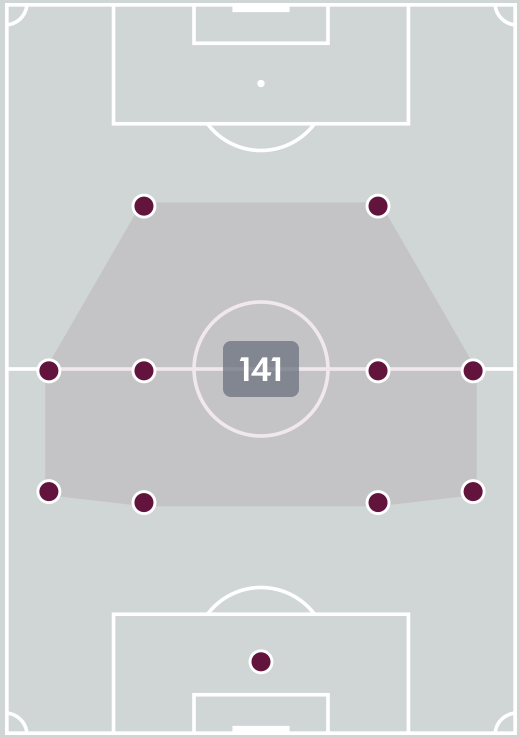

Offers Made Outside Shape

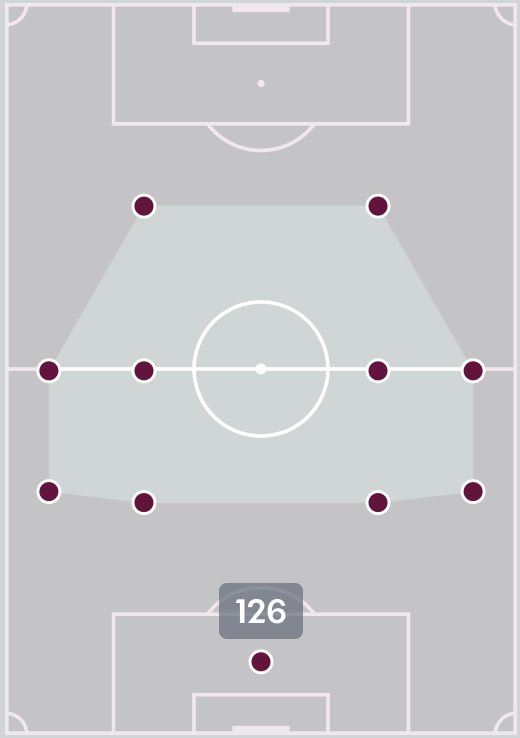

#	Player	Offers Made	Offers Received	% Made & Received
1	Valentin REIGIA	5	5	100%
2	Alvaro GUICH	5	1	20%
4	Thiago PEREZ	13	8	61.5%
5	Matheo MACHUCA	23	3	13%
6	Julio CORIA	2	1	50%
7	Tobias GOYTIA	52	19	36.5%
8	Marcos ORTIZ	36	10	27.8%
10	Giovanni BARONI	29	11	37.9%
16	Alex CARDOZO	23	8	34.8%
17	Emiliano BARRIONUEVO	14	5	35.7%
19	Facundo SALINAS	21	3	14.3%
11	Juan Cruz POLICELLA	18	9	50%
14	Bautista GIMENEZ	1	0	0%
15	Ulises VALLEJO	20	5	25%
20	Mateo SANCHEZ	5	4	80%

Offering to Receive

Australia

163
Total Offers Made

50
Total Offers Received

Most Offers
38
Luke BECVINOVSKI
CENTRE FORWARD

72
Offers Made in Final Third

57
Offers Made in Middle Third

34
Offers Made in Defensive Third

Offers Made Inside Shape

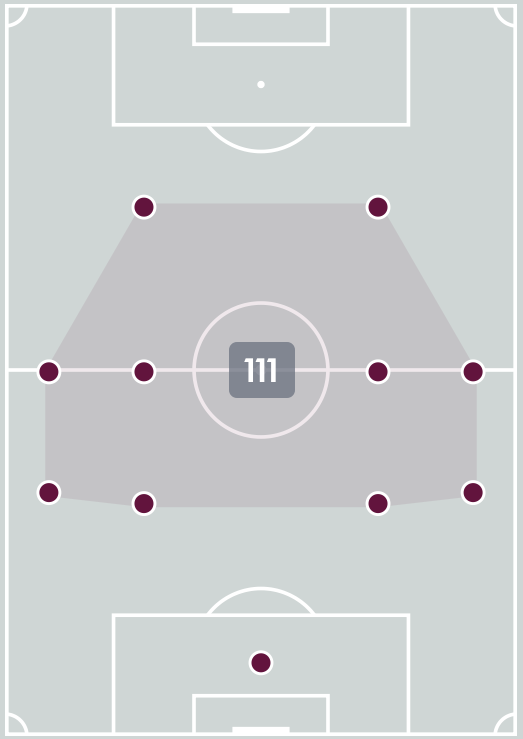

Offers Made Outside Shape

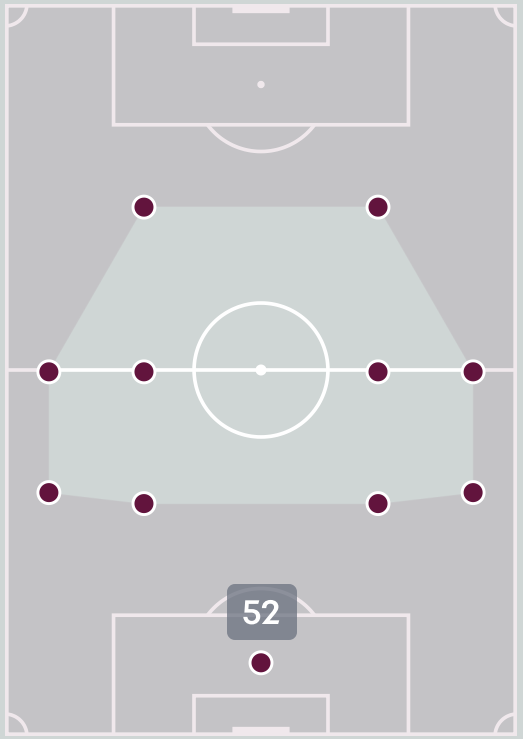

#	Player	Offers Made	Offers Received	% Made & Received
1	Charlie WILSON-PAPPS	0	0	0%
2	Max LYALL-RAJENDRA	2	0	0%
3	Emmett SHAW	20	5	25%
5	Archie MITCHELL	7	6	85.7%
6	Besian KUTLESHI	11	3	27.3%
8	Jariyah SHAH	6	5	83.3%
9	Luke BECVINOVSKI	38	5	13.2%
10	Akol AKON	18	5	27.8%
11	Max COURT	16	5	31.2%
13	Callum MCCASKEY	15	7	46.7%
17	Harrison BOND	16	6	37.5%
7	Henrique OLIVEIRA	4	0	0%
14	Oli OCARROLL	4	1	25%
15	Emile KATRIB	0	0	0%
19	Dionn NIGRO	0	0	0%
20	Georgio HASSARATI	6	2	33.3%

Movement to Receive

Argentina

Movement Types by Phase

Final Third Phase

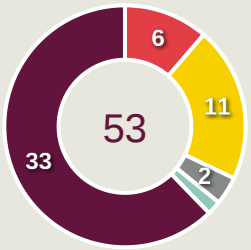

Progression Phase

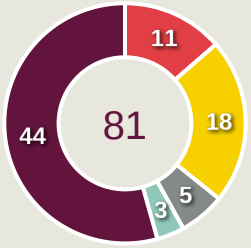

Build Up Phase

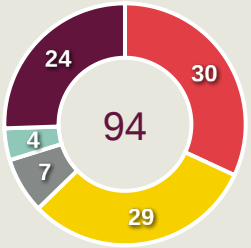

All Movement Types

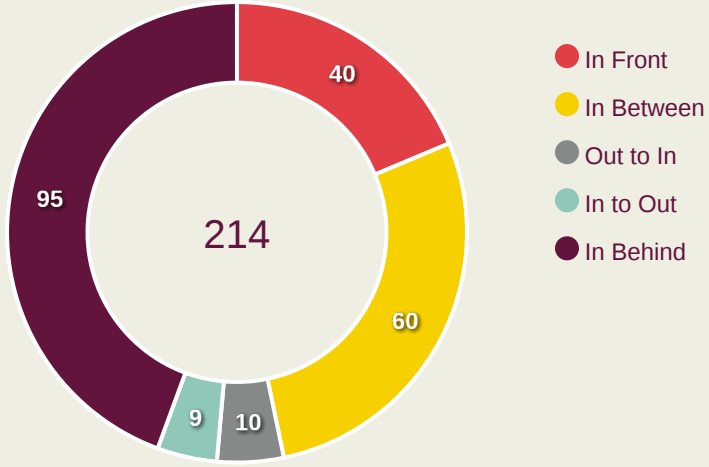

Top Ranked Players

Type	Player	Movements
In Front	5 Matheo MACHUCA	7
In Between	5 Matheo MACHUCA	10
Out to In	7 Tobias GOYTIA	3
In to Out	10 Giovanni BARONI	3
In Behind	7 Tobias GOYTIA	33

Movement Types Pitch Third

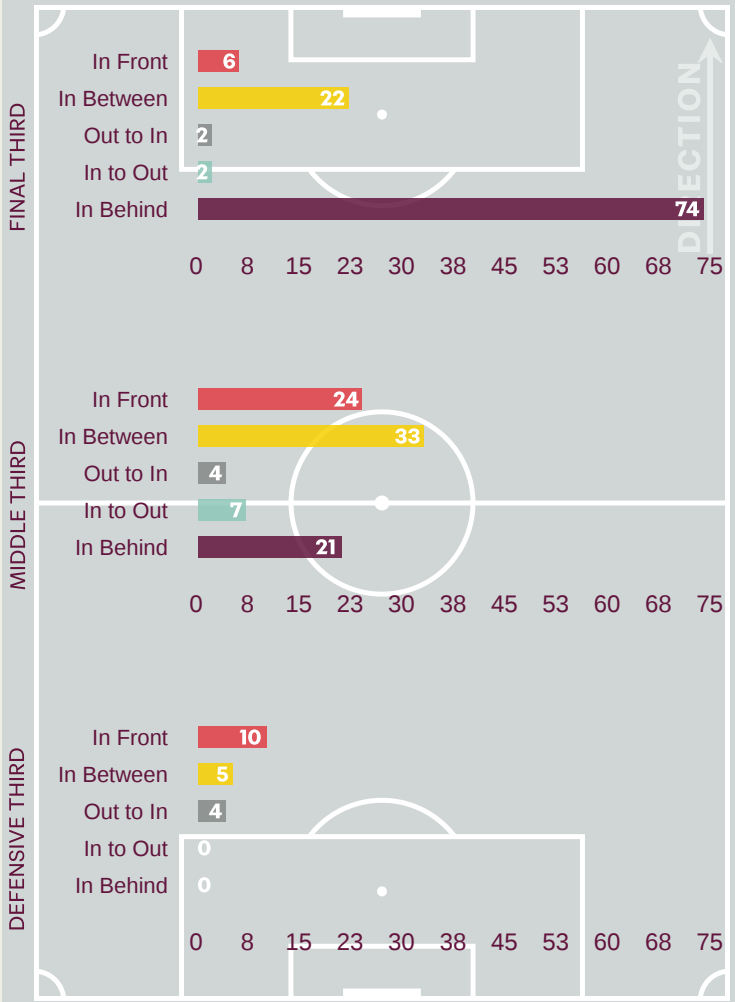

Movement to Receive

Australia

Movement Types by Phase

Final Third Phase

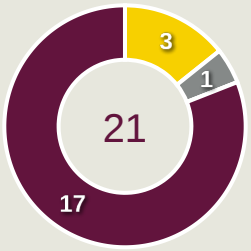

Progression Phase

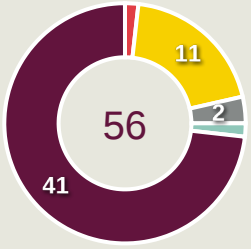

Build Up Phase

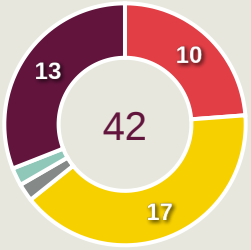

All Movement Types

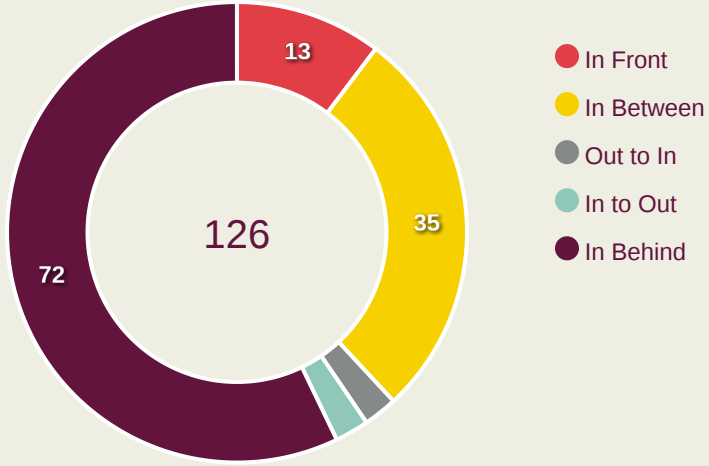

Top Ranked Players

Type	Player	Movements
In Front	6 Besian KUTLESHI	5
In Between	9 Luke BECVINOVSKI	7
Out to In	3 Emmett SHAW	1
In to Out	3 Emmett SHAW	2
In Behind	9 Luke BECVINOVSKI	30

Movement Types Pitch Third

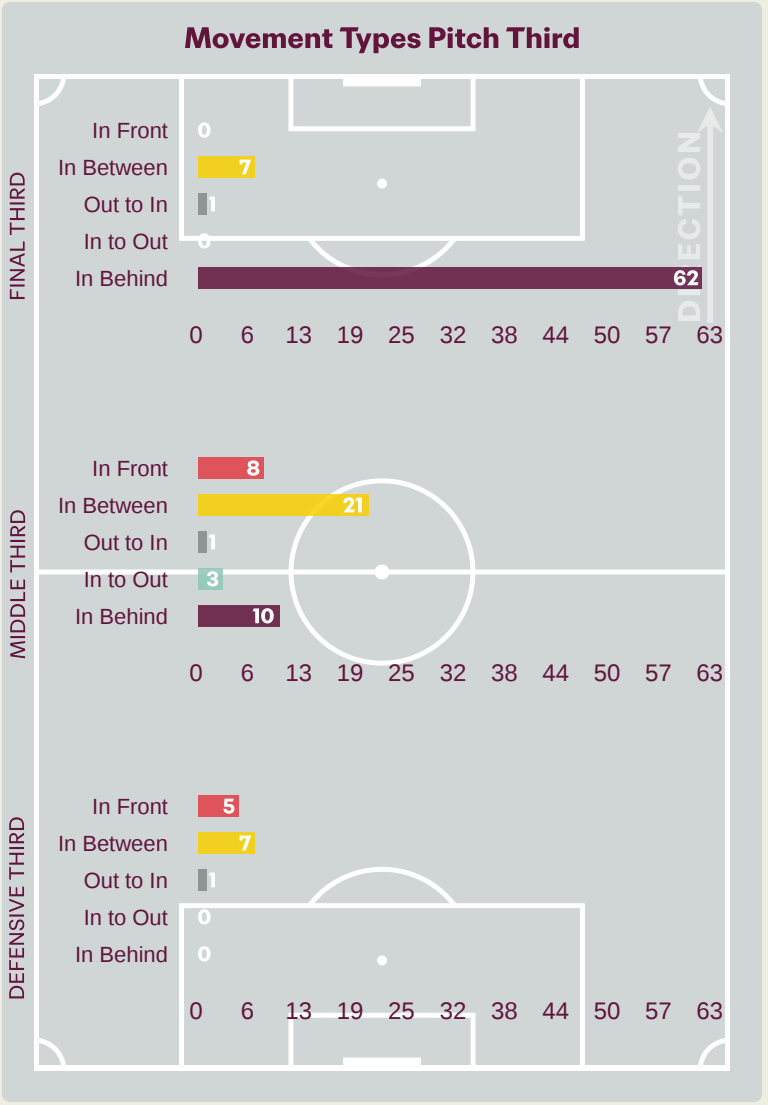

OUT OF POSSESSION




Argentina v Australia

Defensive Actions

Argentina

52	51	8	27	5.77
Forced Turnovers	Possession Regained	Interceptions	Tackles	Possession Actions / Defensive Action

Forced Turnovers

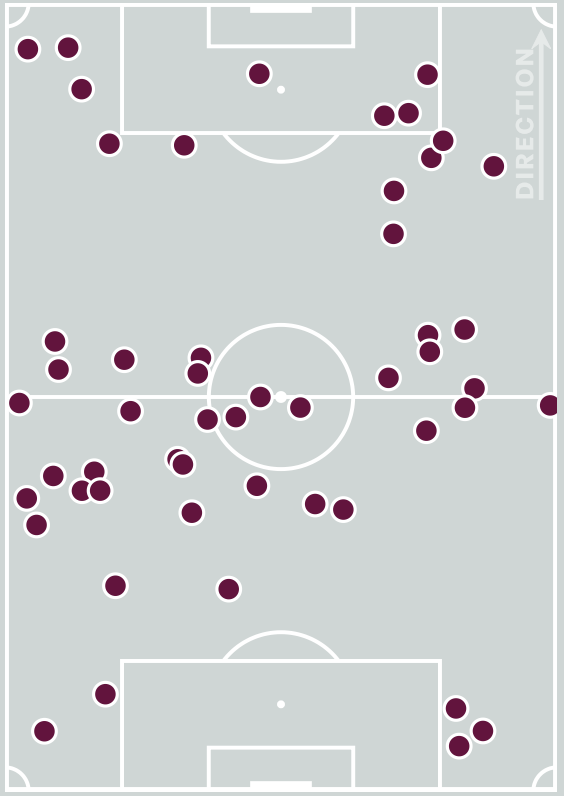

Possession Regain

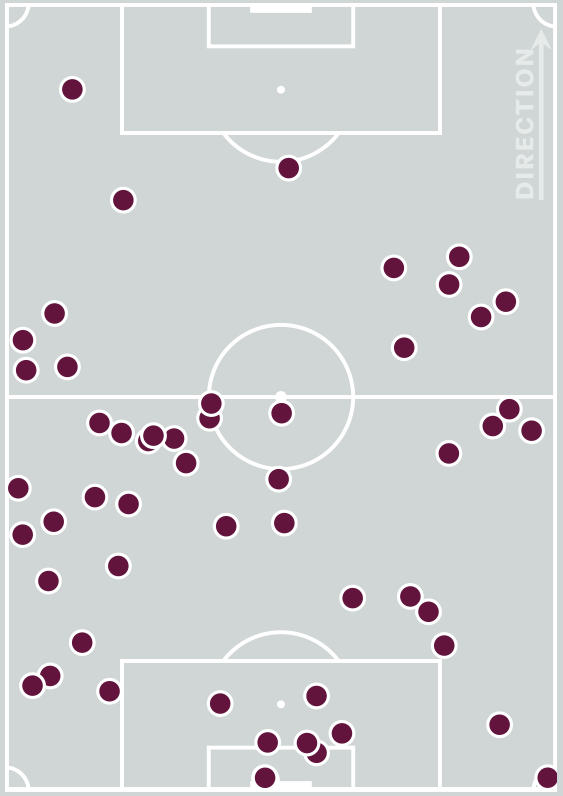

Blocks

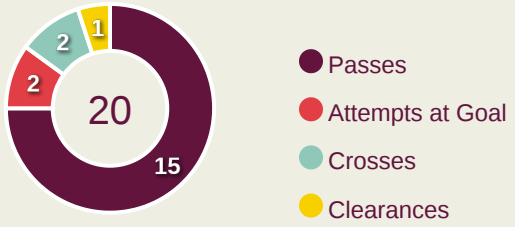

Possession Contests

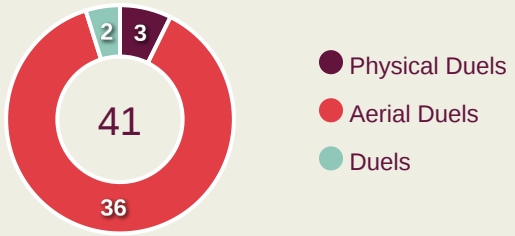

Most Possession Regains

10

Thiago PEREZ
RIGHT BACK

#	Player	Total Possession Regains
1	Valentin REIGIA	6
2	Alvaro GUICH	3
4	Thiago PEREZ	10
5	Matheo MACHUCA	2
6	Julio CORIA	7
7	Tobias GOYTIA	2
8	Marcos ORTIZ	4
10	Giovanni BARONI	2
16	Alex CARDOZO	8
17	Emiliano BARRIONUEVO	2
19	Facundo SALINAS	1
11	Juan Cruz POLICELLA	2
14	Bautista GIMENEZ	2
15	Ulises VALLEJO	0
20	Mateo SANCHEZ	0

Defensive Actions

Australia

40	68	16	34	1.72
Forced Turnovers	Possession Regained	Interceptions	Tackles	Possession Actions / Defensive Action

Forced Turnovers

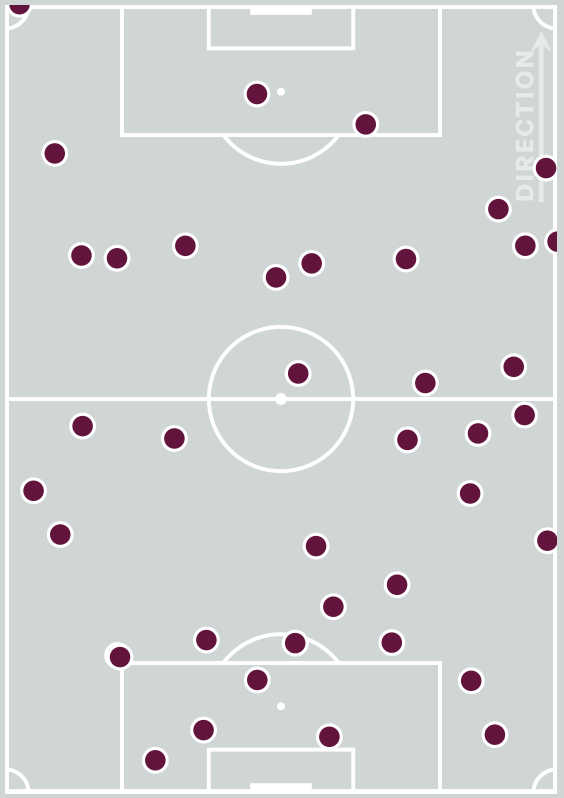

Possession Regain

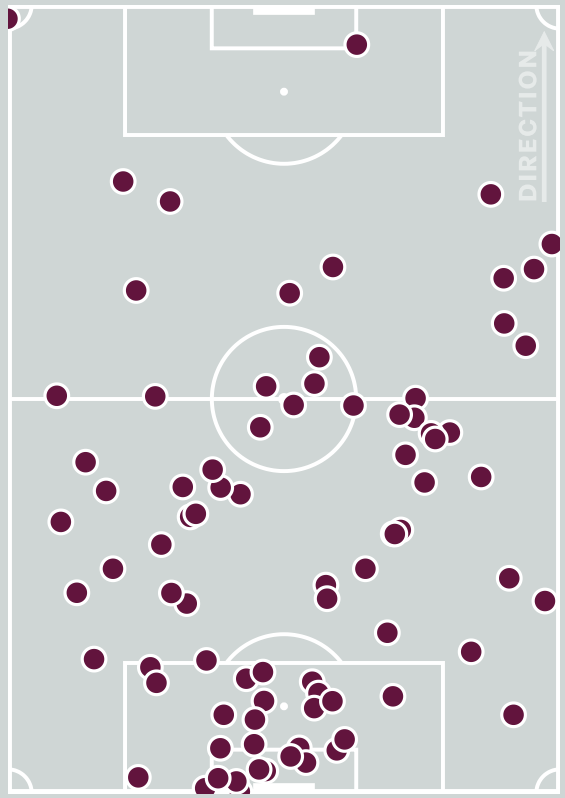

Blocks

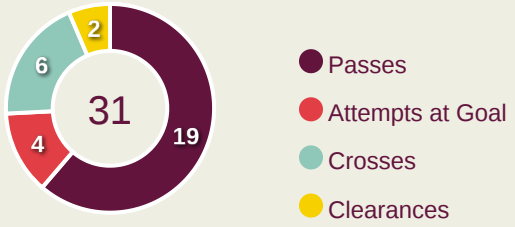

Possession Contests

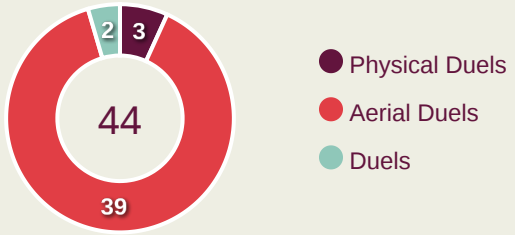

Most Possession Regains

13

Harrison BOND

RIGHT CENTRE BACK

#	Player	Total Possession Regains
1	Charlie WILSON-PAPPS	8
2	Max LYALL-RAJENDRA	8
3	Emmett SHAW	1
5	Archie MITCHELL	8
6	Besian KUTLESHI	5
8	Jariyah SHAH	3
9	Luke BECVINOVSKI	0
10	Akol AKON	3
11	Max COURT	2
13	Callum MCCASKEY	9
17	Harrison BOND	13
7	Henrique OLIVEIRA	0
14	Oli OCARROLL	3
15	Emile KATRIB	3
19	Dionn NIGRO	0
20	Georgio HASSARATI	2

Defensive Line Height & Team Length

Argentina

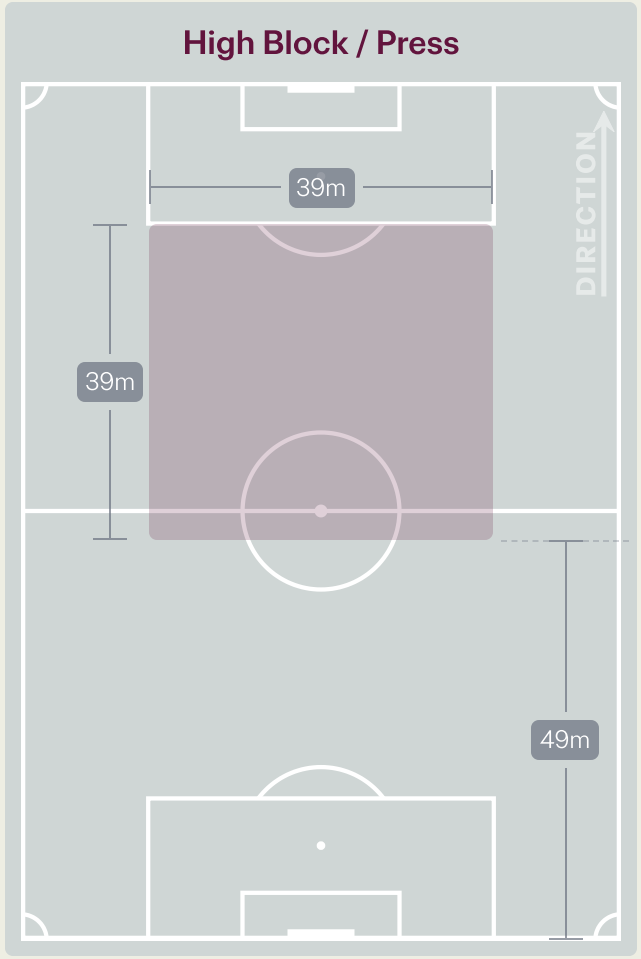

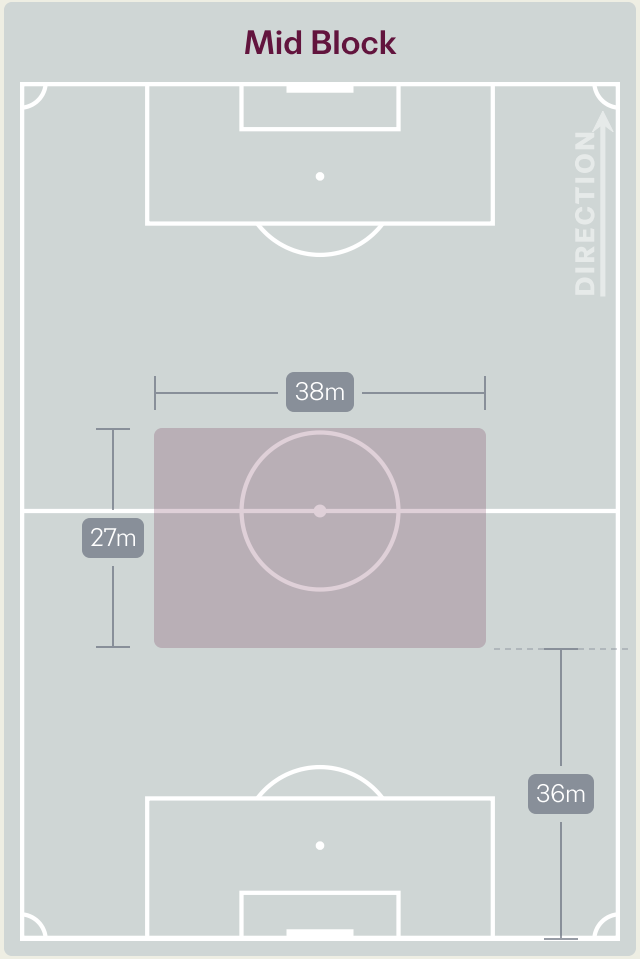

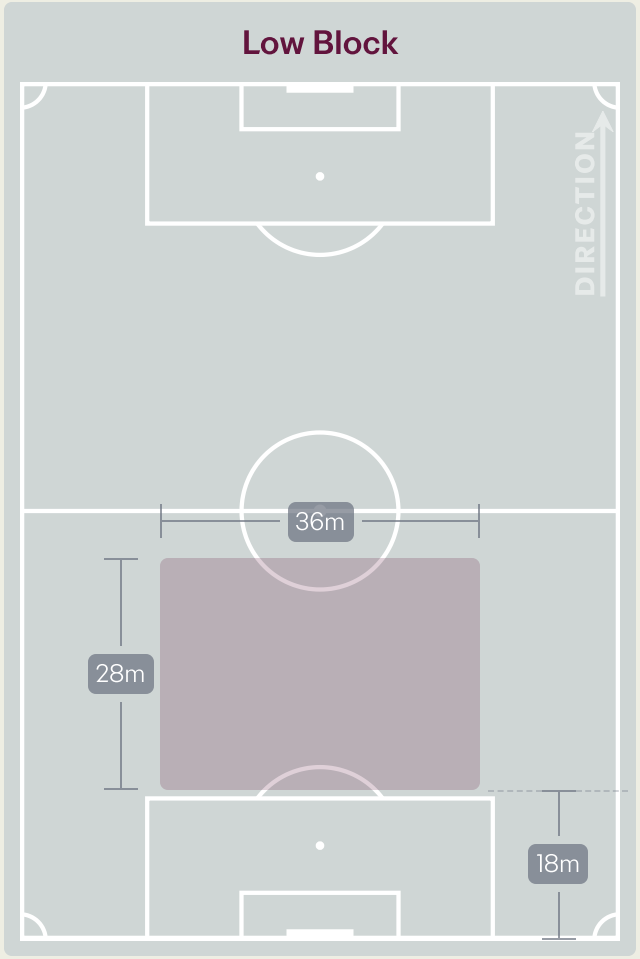

Defensive Line Height & Team Length

Australia

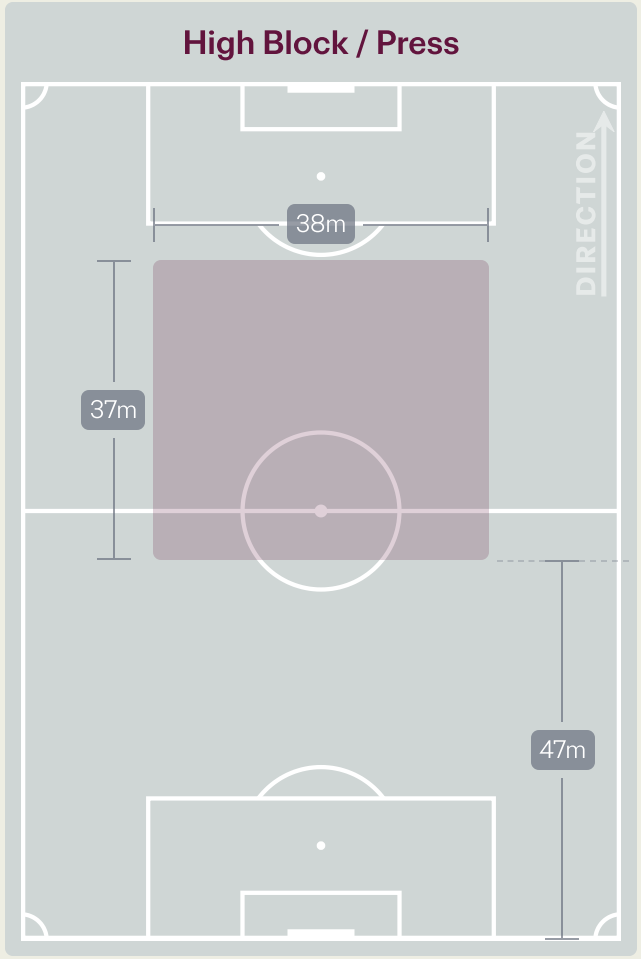

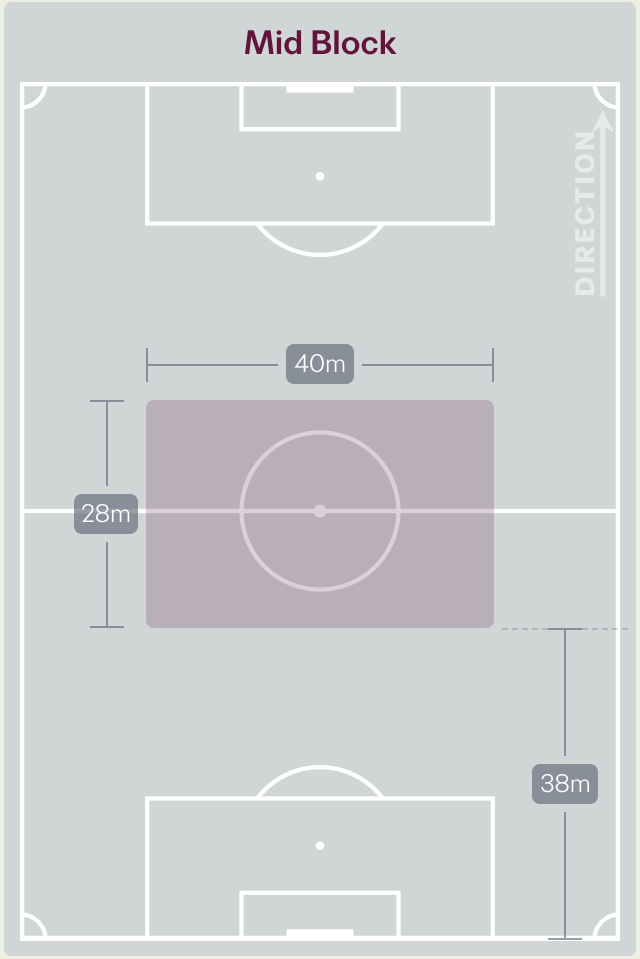

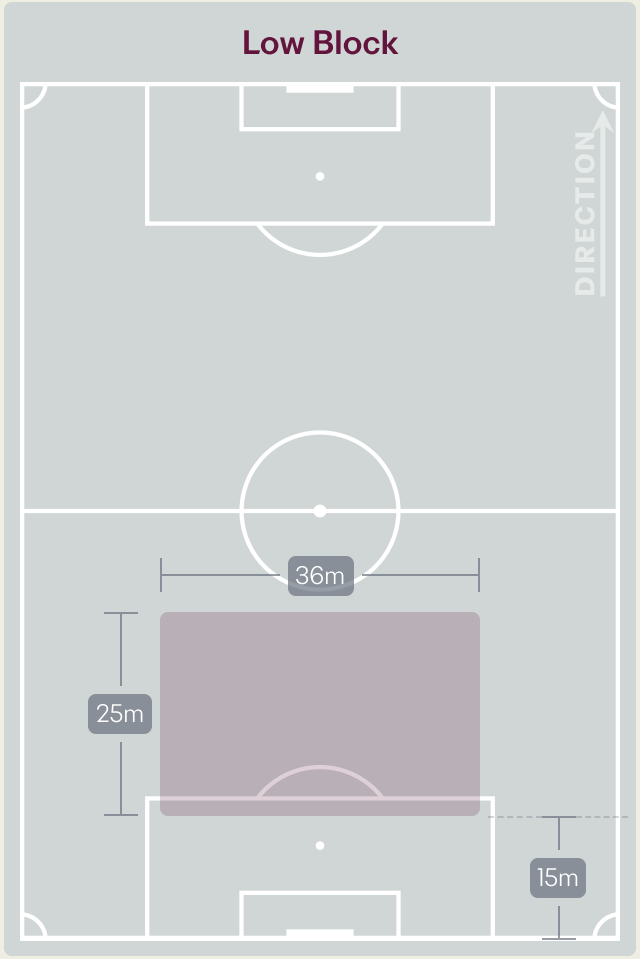

Defensive Pressure

Argentina

Australia



125	Total Pressures	252
37	Direct Pressures	39
1.57s	Avg Pressure Duration	1.62s
52	Forced Turnovers	40
8.78s	Ball Recovery Time	14.99s
51	Pushing on into Pressing	97
106	Pushing on	196
21	Pressing Direction Inside	38
63	Pressing Direction Outside	159

Most Direct Pressures

7

Marcos ORTIZ

DEFENSIVE MIDFIELD CENTRE RIGHT

Most Direct Pressures

7

Akol AKON

ATTACKING MIDFIELD RIGHT

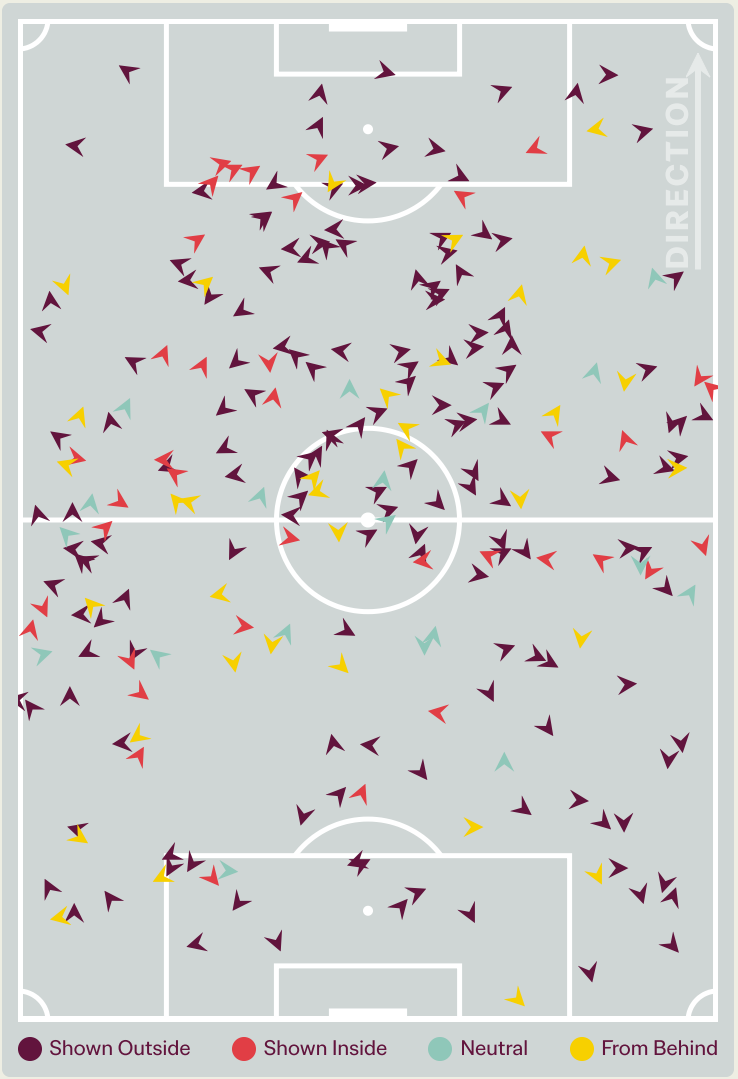

GOALKEEPING




Argentina v Australia

Goalkeeping Involvement

Argentina

Argentina GK Involvement Timeline

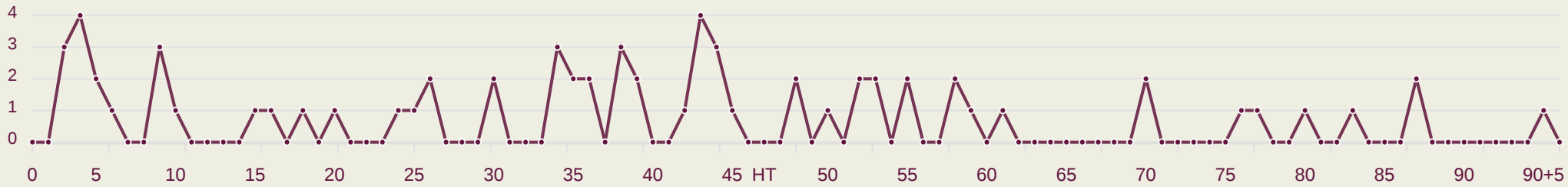

69

Total Involvements

Australia

Australia GK Involvement Timeline

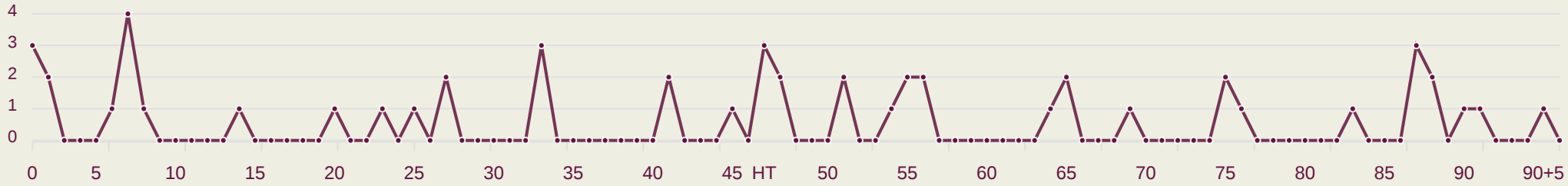

53

Total Involvements

Goalkeeping Distribution

Argentina

Kick from Feet

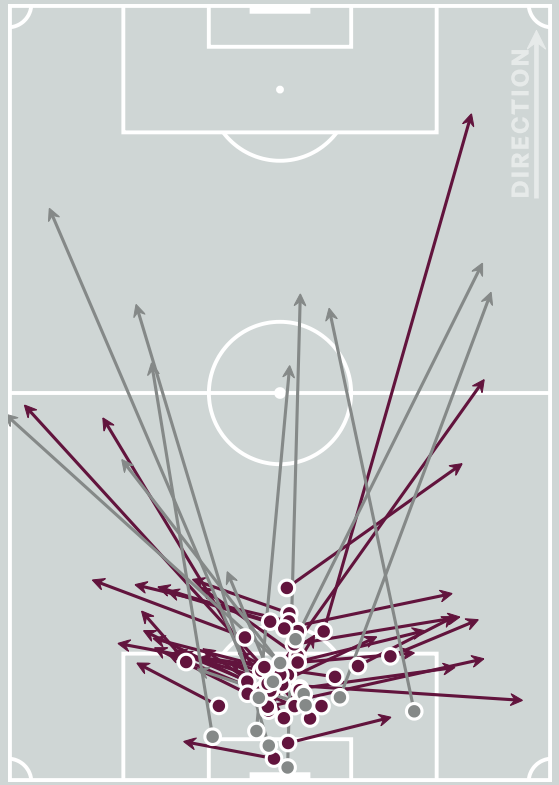

Complete Incomplete

- Play Onto
- Play Into
- Play Around
- Play Through
- Play Beyond
- Other

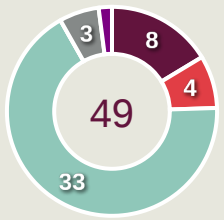

Kick from Hands

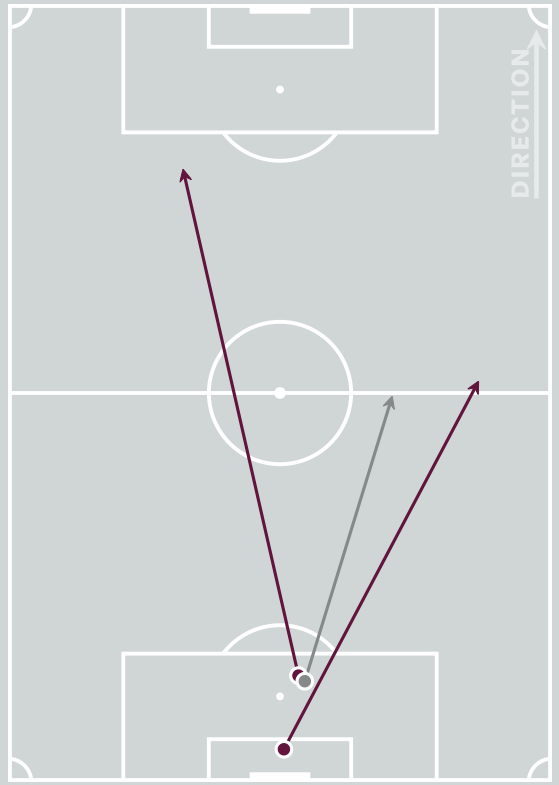

Complete Incomplete

- Side Kick
- From Hands
- Drop Kick



Throw Distribution

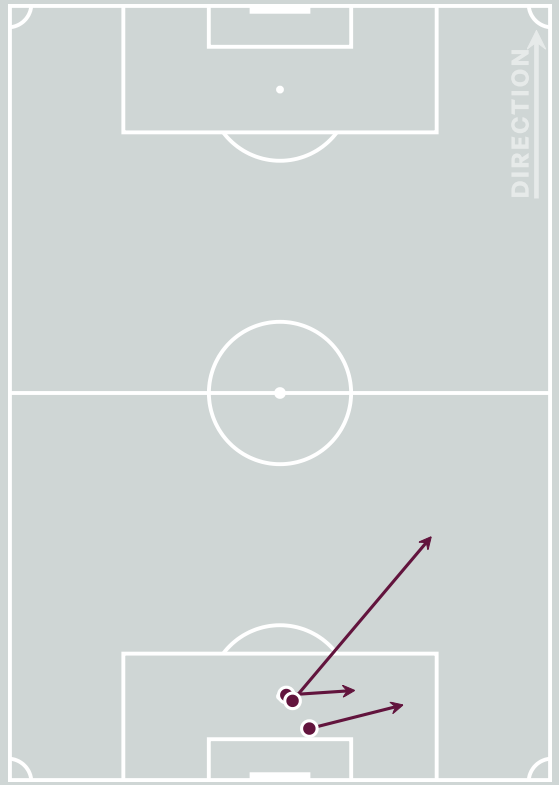

Complete Incomplete

- Over Arm
- Under Arm
- Side Arm
- Chest

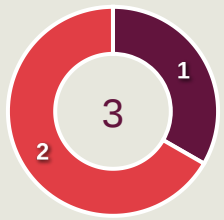

Total Distributions

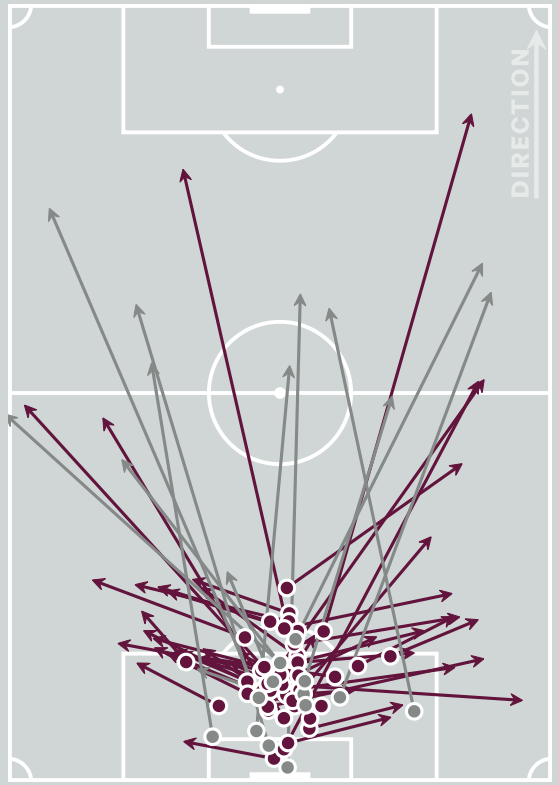

Complete Incomplete

16

Goalkeeper Line Breaks

Goalkeeping Distribution

Australia

Kick from Feet

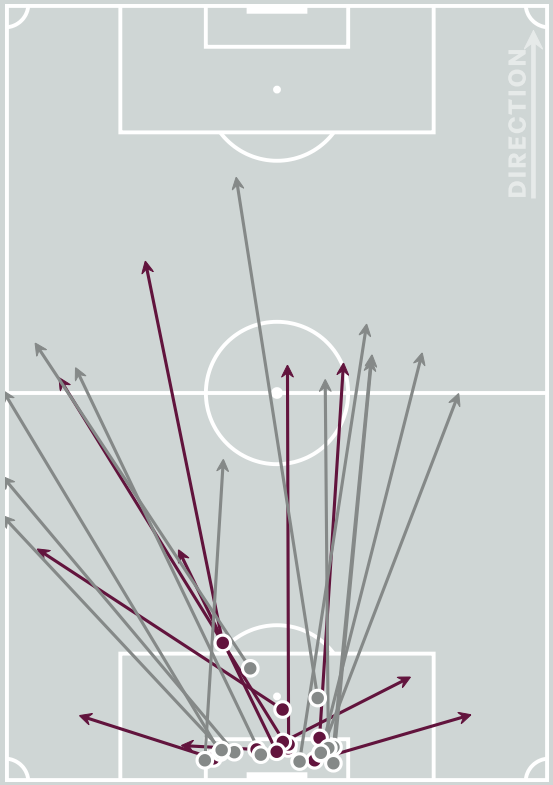

Complete Incomplete

- Play Onto
- Play Into
- Play Around
- Play Through
- Play Beyond
- Other

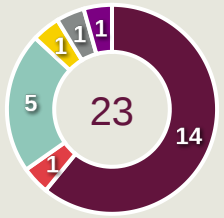

Kick from Hands

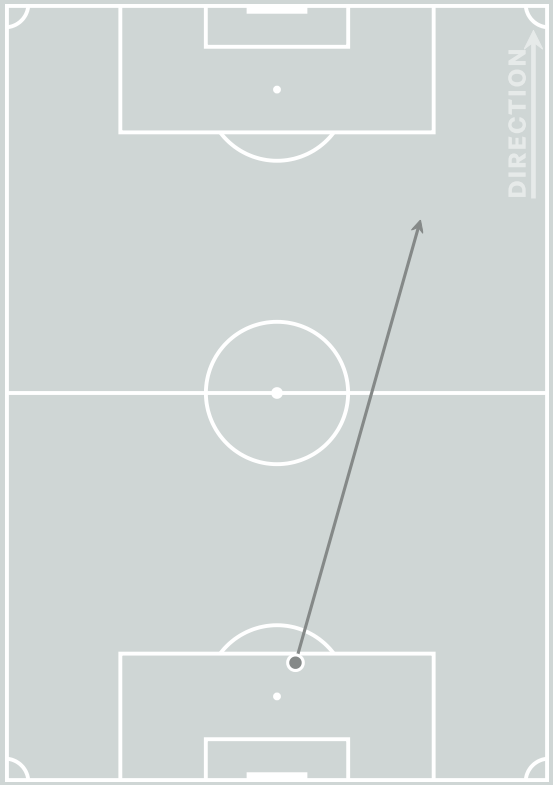

Complete Incomplete

- Side Kick
- From Hands
- Drop Kick

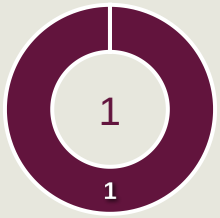

Throw Distribution

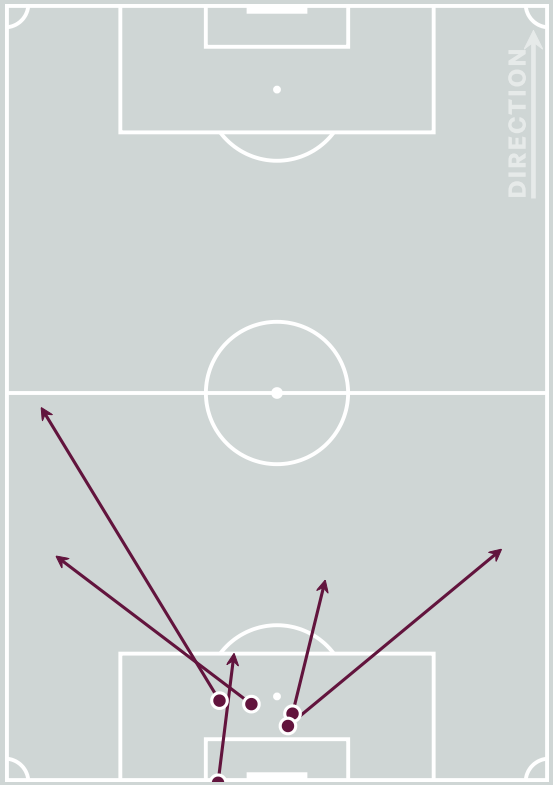

Complete Incomplete

- Over Arm
- Under Arm
- Side Arm
- Chest

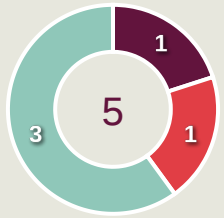

Total Distributions

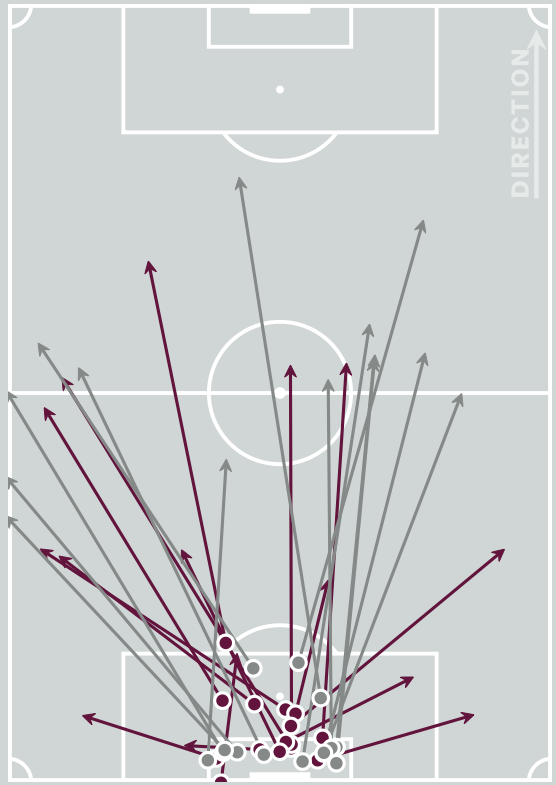

Complete Incomplete

19

Goalkeeper Line Breaks

Goal Prevention

Argentina

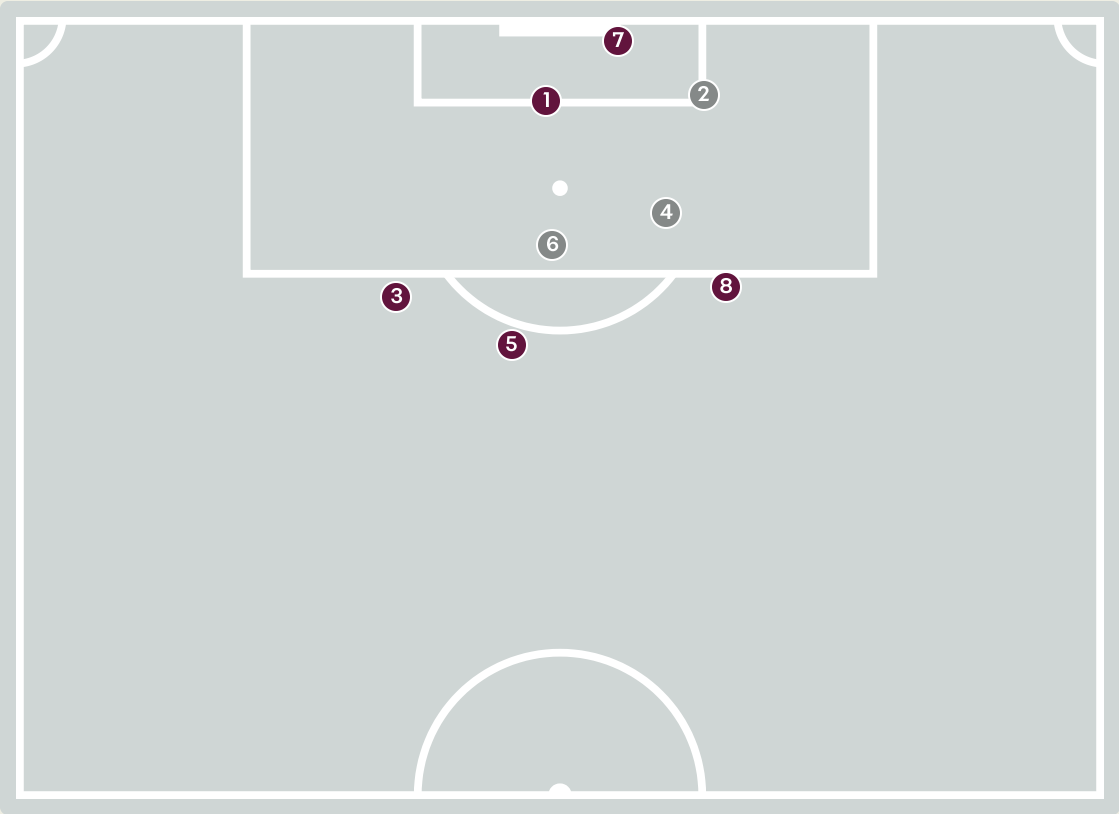



Deflect and Retain | Save and Deflect | Save and Retain | No Save Attempt | Save Attempt

Intervention Type



Deflect & Retain | Save & Deflect | Save & Retain | No Save Attempt | Save Attempt

Intervention Body Type

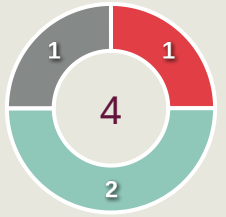

Head | Hands | Upper Body | Lower Body | Feet

Total Attempts on Goal Faced	Total Goal Interventions	Save & Retain	Deflect & Retain	Save & Deflect	Save Attempt	No Save Attempt
9	3	3	0	0	1	5

9

Total Attempts on Goal Faced

75

Save %

Goal Prevention

Australia

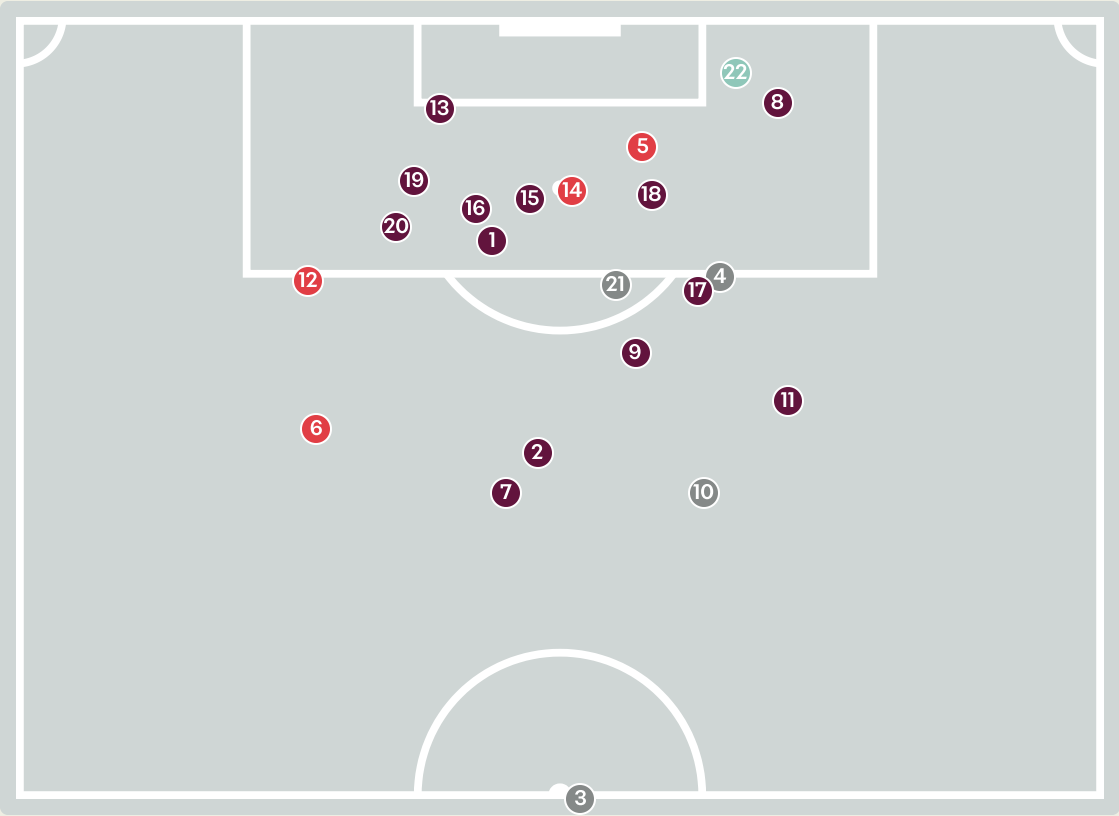

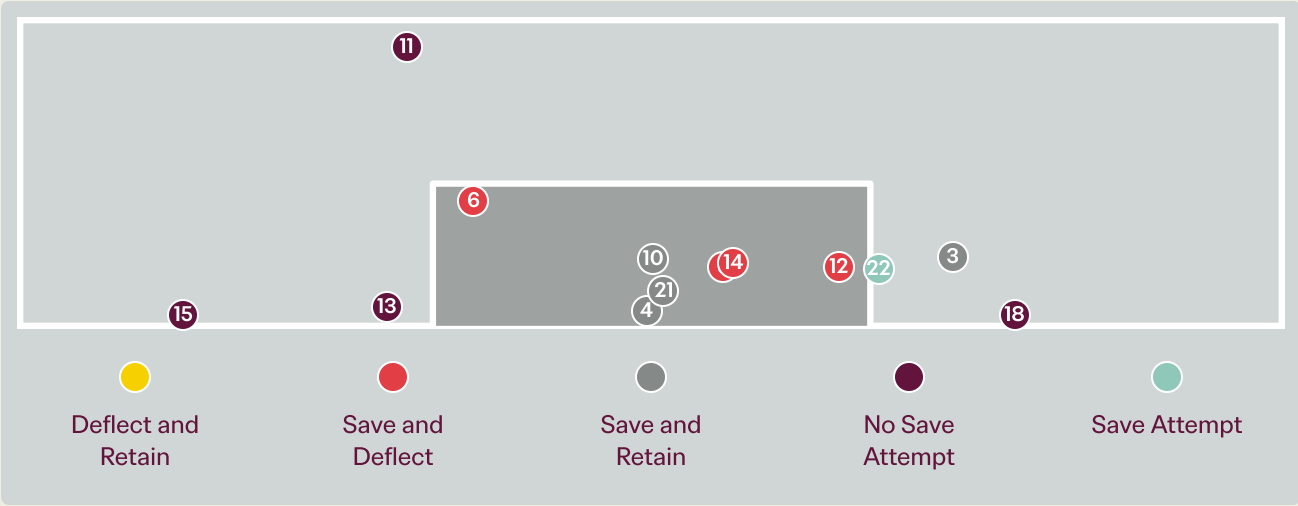

Intervention Type

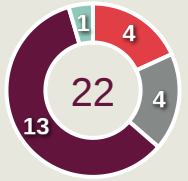

Deflect & Retain · Save & Deflect · Save & Retain · No Save Attempt · Save Attempt

Intervention Body Type

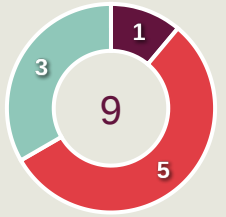

Head · Hands · Upper Body · Lower Body · Feet

22

Total Attempts on Goal Faced

100

Save %

Total Attempts on Goal Faced	Total Goal Interventions	Save & Retain	Deflect & Retain	Save & Deflect	Save Attempt	No Save Attempt
22	8	4	0	4	1	13

Aerial Control

Argentina

2
Total Interventions

1	1	0
Complete	Punches	Incomplete

1	1	0
Complete	Claims	Incomplete

0	0	0
Complete	Tipped/Palmed	Incomplete

Crosses Faced

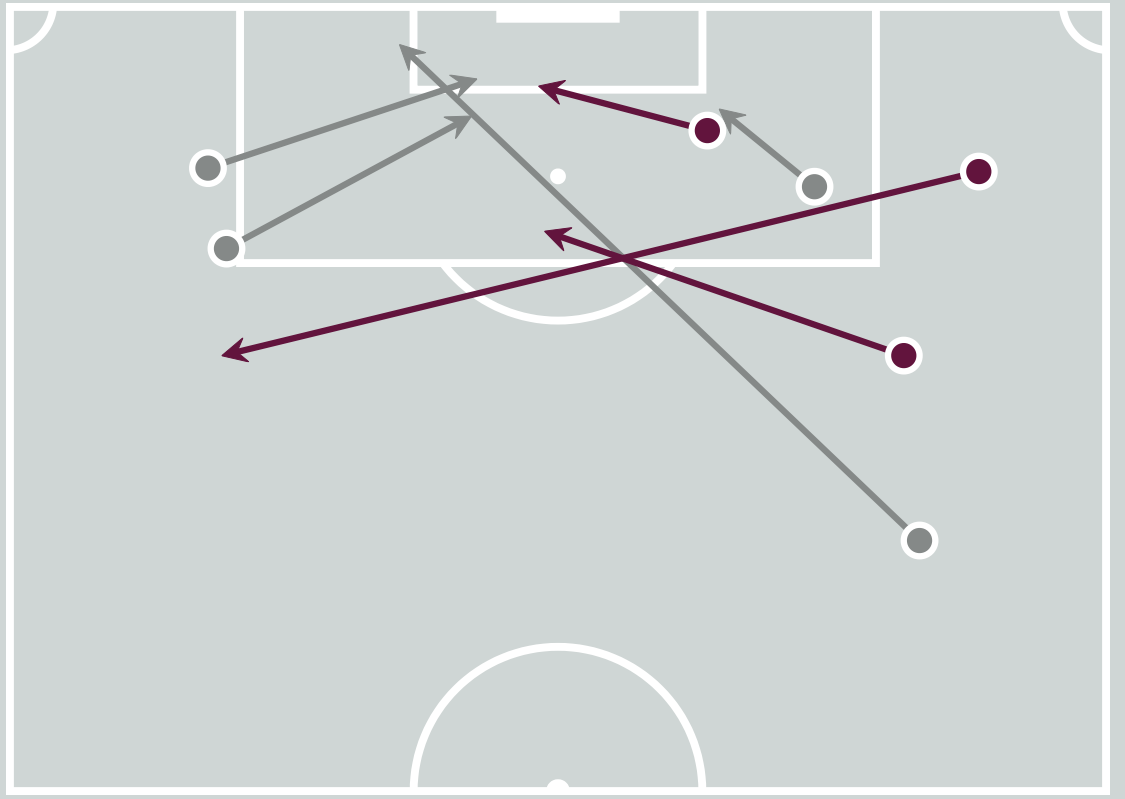

Delivery Types Faced

Total	In Swing	Out Swing	Driven	Lofted	Cutback	Push
9	2	2	1	0	0	4

Aerial Control

Australia

2
Total Interventions

0	1	0
Complete	Punches	Incomplete

0	1	0
Complete	Claims	Incomplete

0	0	0
Complete	Tipped/Palmed	Incomplete

Crosses Faced

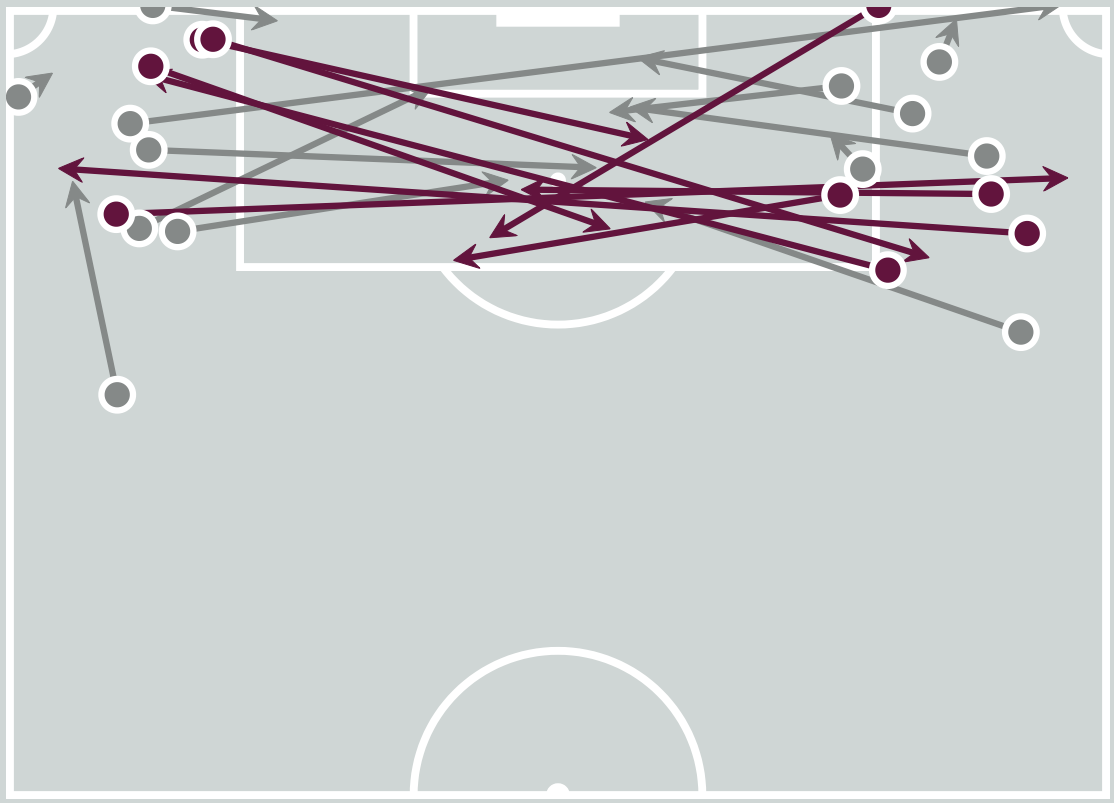

Delivery Types Faced

Total	In Swing	Out Swing	Driven	Lofted	Cutback	Push
33	10	12	4	3	2	2

FIFA U17 WORLD CUP QATAR 2026

SET PLAYS




Argentina v Australia

Set Plays

Argentina



53
Total Set Plays

19
Total Free Kicks

0
Total Penalties

10
Total Corners

24
Total Throw Ins

Free Kicks	
Type	**Total**
Direct	14
Direct (on target)	0
Direct (off target)	0
Indirect	5

Corners			
Delivery Type	**From Left Side**	**From Right Side**	**Total**
Direct to Area	4	5	9
Short	0	1	1
Edge of Penalty Area	0	0	0

Corners	
Delivery Style	**Total**
Inswing	8
Outswing	0
Driven	1
Lofted	0

Set Plays

Australia



27
Total Set Plays

12
Total Free Kicks

0
Total Penalties

1
Total Corners

14
Total Throw Ins

Free Kicks	
Type	**Total**
Direct	11
Direct (on target)	0
Direct (off target)	0
Indirect	1

Corners			
Delivery Type	**From Left Side**	**From Right Side**	**Total**
Direct to Area	0	1	1
Short	0	0	0
Edge of Penalty Area	0	0	0

Corners	
Delivery Style	**Total**
Inswing	1
Outswing	0
Driven	0
Lofted	0

INDIVIDUAL DATA IN POSSESSION




Argentina v Australia

In Possession - Distributions

Argentina



#	Player	Passes Attempted	Passes Completed	Pass Completion %	Switches of Play	Crosses Attempted	Crosses Completed	Line Breaks Attempted	Line Breaks Completed	Line Break Completion %	Ball Progressions	Take Ons	Step Ins	Attempts at Goal	Goals
1	Valentin REIGIA	55	42	76%	0	0	0	16	7	44%	0	0	0	0	0
2	Alvaro GUICH	81	73	90%	0	0	0	23	17	74%	5	1	4	0	0
4	Thiago PEREZ	58	51	88%	1	4	1	16	11	69%	5	4	1	0	0
5	Matheo MACHUCA	38	31	82%	0	0	0	7	4	57%	1	0	1	4	0
6	Julio CORIA	76	66	87%	1	0	0	15	11	73%	3	0	3	0	0
7	Tobias GOYTIA	29	21	72%	0	3	3	10	5	50%	4	4	0	4	0
8	Marcos ORTIZ	27	24	89%	1	1	1	6	5	83%	2	1	1	1	0
10	Giovanni BARONI	51	45	88%	3	7	0	19	13	68%	2	2	0	6	0
16	Alex CARDOZO	43	36	84%	0	6	2	13	9	69%	1	1	0	0	0
17	Emiliano BARRIONUEVO	22	16	73%	1	11	5	6	4	67%	5	5	0	0	0
19	Facundo SALINAS	6	5	83%	0	0	0	2	2	100%	1	1	0	2	0
11	Juan Cruz POLICELLA	14	11	79%	0	0	0	2	1	50%	2	1	1	4	0
14	Bautista GIMENEZ	7	7	100%	0	0	0	2	2	100%	0	0	0	0	0
15	Ulises VALLEJO	10	7	70%	0	1	0	5	4	80%	4	4	0	0	0
20	Mateo SANCHEZ	8	8	100%	0	0	0	3	3	100%	2	2	0	1	0

In Possession - Offers & Receptions

Argentina

			Offer movement types						
#	Player	Total Offers	In Front	In Between	Out to In	In to Out	In Behind	No Movement	Offers Received
1	Valentin REIGIA	5	0	0	0	0	0	5	5
2	Alvaro GUICH	5	2	0	0	0	0	3	1
4	Thiago PEREZ	13	4	1	0	0	4	4	8
5	Matheo MACHUCA	23	7	10	1	0	2	3	3
6	Julio CORIA	2	1	0	0	0	0	1	1
7	Tobias GOYTIA	52	2	7	3	2	33	5	19
8	Marcos ORTIZ	36	6	9	1	1	15	4	10
10	Giovanni BARONI	29	5	10	2	3	3	6	11
16	Alex CARDOZO	23	4	1	1	0	5	12	8
17	Emiliano BARRIONUEVO	14	1	2	1	2	7	1	5
19	Facundo SALINAS	21	0	4	0	0	16	1	3
11	Juan Cruz POLICELLA	18	1	10	0	0	7	0	9
14	Bautista GIMENEZ	1	1	0	0	0	0	0	0
15	Ulises VALLEJO	20	3	5	1	1	2	8	5
20	Mateo SANCHEZ	5	3	1	0	0	1	0	4

In Possession - Distributions

Australia



#	Player	Passes Attempted	Passes Completed	Pass Completion %	Switches of Play	Crosses Attempted	Crosses Completed	Line Breaks Attempted	Line Breaks Completed	Line Break Completion %	Ball Progressions	Take Ons	Step Ins	Attempts at Goal	Goals
1	Charlie WILSON-PAPPS	29	15	52%	0	0	0	19	9	47%	0	0	0	0	0
2	Max LYALL-RAJENDRA	27	19	70%	0	0	0	9	4	44%	0	0	0	0	0
3	Emmett SHAW	20	12	60%	0	2	1	10	7	70%	3	2	1	0	0
5	Archie MITCHELL	27	22	81%	0	1	0	8	7	88%	2	2	0	0	0
6	Besian KUTLESHI	33	26	79%	0	0	0	9	5	56%	2	0	2	1	0
8	Jariyah SHAH	24	20	83%	0	0	0	2	1	50%	0	0	0	0	0
9	Luke BECVINOVSKI	16	7	44%	0	1	0	2	0	0%	0	0	0	2	0
10	Akol AKON	14	10	71%	1	4	2	5	4	80%	3	3	0	2	1
11	Max COURT	22	14	64%	0	0	0	7	5	71%	5	4	1	1	0
13	Callum MCCASKEY	25	17	68%	0	0	0	9	6	67%	1	1	0	0	0
17	Harrison BOND	24	14	58%	0	0	0	12	5	42%	1	0	1	1	0
7	Henrique OLIVEIRA	0	0	0%	0	0	0	0	0	0%	0	0	0	0	0
14	Oli OCARROLL	4	3	75%	0	1	0	1	0	0%	0	0	0	0	0
15	Emile KATRIB	2	0	0%	0	0	0	1	0	0%	0	0	0	0	0
19	Dionn NIGRO	3	2	67%	0	0	0	2	1	50%	0	0	0	0	0
20	Georgio HASSARATI	0	0	0%	0	0	0	0	0	0%	3	2	1	1	0

In Possession - Offers & Receptions

Australia



			Offer movement types						
#	Player	Total Offers	In Front	In Between	Out to In	In to Out	In Behind	No Movement	Offers Received
1	Charlie WILSON-PAPPS	0	0	0	0	0	0	0	0
2	Max LYALL-RAJENDRA	2	0	0	0	0	2	0	0
3	Emmett SHAW	20	2	4	1	2	9	2	5
5	Archie MITCHELL	7	1	2	0	0	0	4	6
6	Besian KUTLESHI	11	5	5	1	0	0	0	3
8	Jariyah SHAH	6	2	4	0	0	0	0	5
9	Luke BECVINOVSKI	38	0	7	0	0	30	1	5
10	Akol AKON	18	0	2	0	0	16	0	5
11	Max COURT	16	0	5	1	0	7	3	5
13	Callum MCCASKEY	15	1	1	0	0	0	13	7
17	Harrison BOND	16	1	1	0	1	1	12	6
7	Henrique OLIVEIRA	4	0	1	0	0	2	1	0
14	Oli OCARROLL	4	1	3	0	0	0	0	1
15	Emile KATRIB	0	0	0	0	0	0	0	0
19	Dionn NIGRO	0	0	0	0	0	0	0	0
20	Georgio HASSARATI	6	0	0	0	0	5	1	2

INDIVIDUAL DATA
OUT OF POSSESSION




Argentina v Australia

Out of Possession

Argentina



#	Player	Tackles Made / Won	Blocks	Interceptions	Pressing Direct	Pressing Indirect	Duels Won - Aerial	Duels Won - Physical	Possession Contests won	Clearances	Loose Ball Receptions	Pushing On	Pushing On into Pressing	Possession Regains	Possession Interrupted
1	Valentin REIGIA	0 / 0	0	0	0	0	0	0	0	2	3	0	0	6	2
2	Alvaro GUICH	2 / 2	3	0	0	9	0	0	0	1	8	8	1	3	1
4	Thiago PEREZ	7 / 2	3	2	6	4	3	0	3	1	4	9	4	10	4
5	Matheo MACHUCA	2 / 0	1	0	4	11	0	0	0	3	13	12	4	2	3
6	Julio CORIA	3 / 1	2	0	3	2	3	0	3	5	14	2	1	7	6
7	Tobias GOYTIA	1 / 1	0	0	2	8	0	0	0	1	7	11	6	2	0
8	Marcos ORTIZ	2 / 0	1	0	7	12	1	1	2	3	6	15	8	4	2
10	Giovanni BARONI	1 / 0	1	1	4	6	1	0	1	0	7	17	7	2	0
16	Alex CARDOZO	2 / 2	4	2	3	5	1	0	1	2	14	7	2	8	0
17	Emiliano BARRIONUEVO	3 / 0	1	1	4	13	1	0	1	0	3	12	11	2	1
19	Facundo SALINAS	2 / 1	3	0	1	11	0	0	0	1	2	7	4	1	4
11	Juan Cruz POLICELLA	1 / 0	0	2	1	3	1	0	1	1	2	2	2	2	1
14	Bautista GIMENEZ	1 / 0	1	0	2	0	1	1	2	3	2	0	0	2	3
15	Ulises VALLEJO	0 / 0	0	0	0	0	1	0	1	0	3	3	0	0	0
20	Mateo SANCHEZ	0 / 0	1	0	0	4	1	0	1	0	0	1	1	0	0

Out of Possession

Australia



#	Player	Tackles Made / Won	Blocks	Interceptions	Pressing Direct	Pressing Indirect	Duels Won - Aerial	Duels Won - Physical	Possession Contests won	Clearances	Loose Ball Receptions	Pushing On	Pushing On into Pressing	Possession Regains	Possession Interrupted
1	Charlie WILSON-PAPPS	0 / 0	0	0	0	0	0	0	0	1	3	0	0	8	1
2	Max LYALL-RAJENDRA	2 / 1	10	1	3	10	6	0	6	3	6	12	5	8	6
3	Emmett SHAW	2 / 1	0	0	4	33	3	0	3	0	8	13	3	1	0
5	Archie MITCHELL	4 / 1	4	4	1	9	1	0	1	4	3	19	5	8	5
6	Besian KUTLESHI	2 / 0	5	0	3	6	1	0	2	8	6	8	2	5	6
8	Jariyah SHAH	3 / 0	2	1	6	8	0	0	0	0	9	19	7	3	2
9	Luke BECVINOVSKI	0 / 0	0	0	4	64	1	0	1	0	3	49	37	0	0
10	Akol AKON	3 / 2	5	0	7	26	0	0	0	0	2	17	11	3	1
11	Max COURT	5 / 1	1	1	2	27	1	0	1	0	1	21	14	2	2
13	Callum MCCASKEY	3 / 1	2	1	1	5	3	0	3	14	3	8	1	9	4
17	Harrison BOND	1 / 1	2	7	2	2	3	0	3	10	2	10	2	13	8
7	Henrique OLIVEIRA	1 / 0	0	0	1	4	1	0	1	0	1	2	0	0	0
14	Oli OCARROLL	2 / 1	4	0	0	1	0	0	0	0	2	3	0	3	3
15	Emile KATRIB	1 / 1	1	0	2	5	0	0	0	1	0	5	3	3	1
19	Dionn NIGRO	1 / 0	0	0	0	1	0	0	0	0	1	1	1	0	0
20	Georgio HASSARATI	4 / 1	0	1	3	12	2	1	4	0	0	9	6	2	1

INDIVIDUAL DATA
PHYSICAL




Argentina v Australia

Physical Data

Argentina



#	Player	Total Distance (m)	Zone 1: 0-7 km/h (m)	Zone 2: 7-15 km/h (m)	Zone 3: 15-20 km/h (m)	Zone 4: 20-25 km/h (m)	Zone 5: 25+ km/h (m)	High Speed Runs (Zone 3)	Sprints (Zone 4 & 5)	Top Speed (km/h)
1	Valentin REIGIA	5618.6	3641.0	1686.9	195.3	77.8	17.6	19.0	10.0	27.1
2	Alvaro GUICH	8861.1	3462.0	3704.3	1122.9	398.4	173.5	102.0	37.0	32.3
4	Thiago PEREZ	9864.8	3946.4	4263.6	990.0	479.0	185.9	87.0	39.0	32.9
5	Matheo MACHUCA	9158.7	3321.4	3870.5	1345.9	430.4	190.4	122.0	30.0	33.8
6	Julio CORIA	8957.3	4030.5	3601.0	845.2	364.8	115.8	78.0	34.0	29.3
7	Tobias GOYTIA	9281.4	4001.4	3619.7	989.7	368.9	301.6	86.0	29.0	33.1
8	Marcos ORTIZ	7709.8	2635.9	3412.1	1057.5	462.1	142.3	91.0	35.0	30.9
10	Giovanni BARONI	11438.8	3697.1	5002.5	2056.0	573.7	109.6	182.0	45.0	30.4
16	Alex CARDOZO	10054.8	3851.0	4046.9	1231.8	610.4	314.7	102.0	43.0	31.6
17	Emiliano BARRIONUEVO	9672.7	4214.8	3615.3	1065.1	595.6	181.9	105.0	49.0	33.2
19	Facundo SALINAS	6993.4	2614.5	3229.0	740.7	301.5	107.8	78.0	26.0	34.0
11	Juan Cruz POLICELLA	3281.8	1308.6	1294.0	439.5	143.7	96.1	46.0	14.0	28.5
14	Bautista GIMENEZ	1584.3	565.3	646.8	216.2	110.6	45.3	22.0	9.0	31.0
15	Ulises VALLEJO	3184.5	1211.6	1393.9	347.4	212.6	19.0	33.0	13.0	28.3
20	Mateo SANCHEZ	2214.2	831.8	928.7	308.9	114.6	30.1	30.0	9.0	29.5

Physical Data

Australia



#	Player	Total Distance (m)	Zone 1: 0-7 km/h (m)	Zone 2: 7-15 km/h (m)	Zone 3: 15-20 km/h (m)	Zone 4: 20-25 km/h (m)	Zone 5: 25+ km/h (m)	High Speed Runs (Zone 3)	Sprints (Zone 4 & 5)	Top Speed (km/h)
1	Charlie WILSON-PAPPS	5938.6	3950.2	1611.5	248.5	91.4	37.0	23.0	9.0	27.9
2	Max LYALL-RAJENDRA	10703.5	3715.1	4922.4	1277.1	601.5	187.5	127.0	50.0	29.3
3	Emmett SHAW	9755.4	2386.0	5111.5	1581.0	521.0	155.9	135.0	38.0	32.1
5	Archie MITCHELL	8244.8	2516.1	3619.8	1293.1	650.7	165.2	112.0	45.0	31.6
6	Besian KUTLESHI	9512.9	2953.0	4783.2	1423.7	290.0	63.0	115.0	20.0	27.3
8	Jariyah SHAH	9190.3	2447.4	4515.9	1511.4	513.5	202.1	142.0	42.0	30.8
9	Luke BECVINOVSKI	8084.3	2705.3	3268.5	1256.0	619.4	235.2	109.0	49.0	32.7
10	Akol AKON	11051.0	3417.8	4695.2	1597.9	904.7	435.3	139.0	65.0	33.7
11	Max COURT	10441.2	3555.2	4684.8	1269.4	603.4	328.3	121.0	49.0	32.2
13	Callum MCCASKEY	9972.4	3462.1	4673.5	1263.8	448.2	124.8	124.0	34.0	33.3
17	Harrison BOND	10418.5	3642.5	4624.3	1375.7	559.6	216.3	132.0	46.0	34.0
7	Henrique OLIVEIRA	2653.4	750.3	1127.3	457.1	264.4	54.3	37.0	18.0	30.5
14	Oli OCARROLL	3373.9	876.7	1493.8	684.0	303.6	15.8	69.0	23.0	29.3
15	Emile KATRIB	3081.2	913.8	1437.6	441.3	226.1	62.4	43.0	18.0	29.5
19	Dionn NIGRO	1750.8	529.3	792.5	356.3	72.6	0	28.0	5.0	23.6
20	Georgio HASSARATI	3166.8	996.3	1217.8	489.4	285.3	178.0	45.0	22.0	32.5


FIFA
U17
WORLD CUP
QATAR 2026