FIFA U17 WORLD CUP QATAR 2026

POST MATCH SUMMARY REPORT

New Caledonia 0 - 1 Ecuador

Group B - Match 4
19 November 2026
16:00 Kick Off
Aspire Zone - Pitch 4 - Khaled Salman

19 November 2026 - Aspire Zone - Pitch 4 - Khaled Salman - 16:00

Match Summary - Teams

New Caledonia

0 – 1

Ecuador

STARTING

1	GK	Sylvain IPEZE	
3	DF	Nestor NYIKEINE	↓ 81'
4	DF	Steevy ANDREW	
5	DF	Andre MENANGO	
7	FW	Lenddy WEDE	↓ 20'
8	MF	Ethan DUPUIS	↓ 73'
9	FW	Darryl HMALOKO	↓ 73'
11	MF	Kylan NEKOENG	
12	FW	Yoel ATTAWA	
17	FW	Leon SCIENDI	↓ 81'
20	MF	Pahaze QAEZE	

SUBSTITUTES

16	GK	Arhon WATANABE	
21	GK	Paul QAEZE	
2	DF	Nino LAGES	↑ 81'
6	MF	Jackalexis WANABO	
10	MF	Hnoija WETEWEA	↑ 73'
13	MF	Lilian UNE	↑ 81'
14	MF	Pouen WENESSIA	↑ 73'
15	MF	Theophile IONE	↑ 20'
18	MF	Matheo DESOUCHES	
19	DF	Maurice PALAOU	

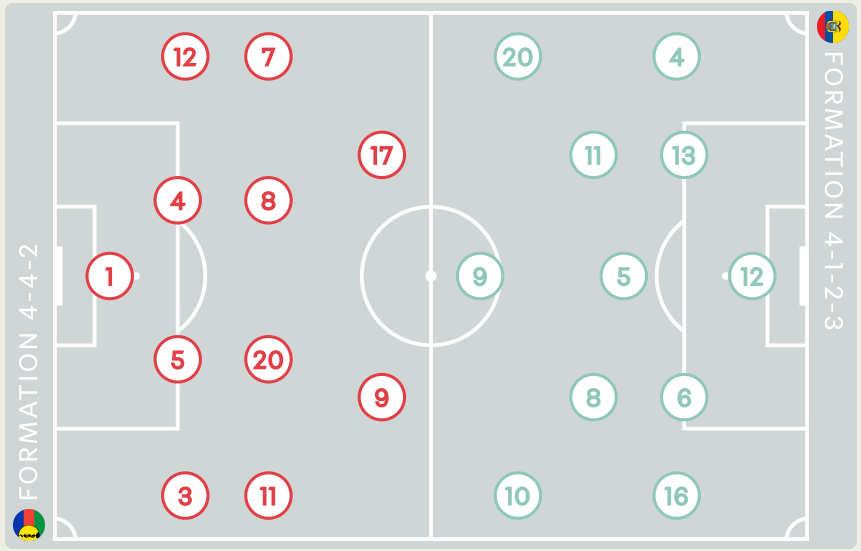

Distribution in the Final Third

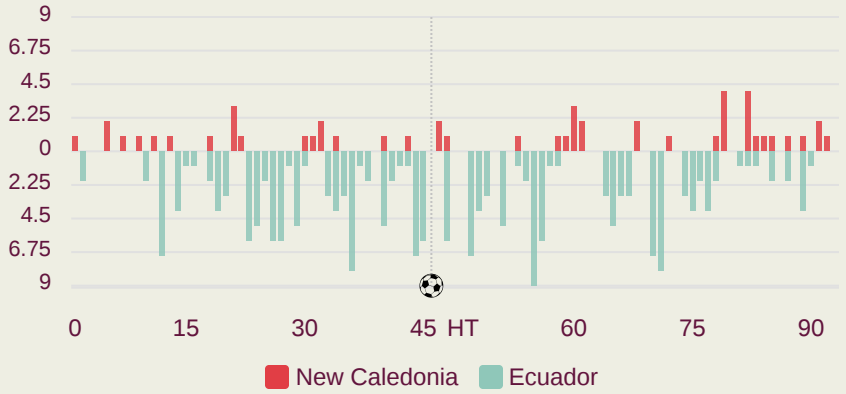

STARTING

Mijail VACA	GK	12	
Nicolas SOTOMAYOR	DF	4	
Nixon AYOVI	MF	5	
Jhon CHICA	DF	6	
↓ 86' Brayson ZAMORA	MF	8	
↓ 90+2' ⚽ 45+1' Jhon GUERRERO	FW	9	
↓ 65' Holger QUINTERO	FW	10	
↓ 86' Edwin QUINTERO	FW	11	
Carlos MEDINA	DF	13	
Jordin MINA	MF	16	
↓ 65' Luis FRAGOZO	FW	20	

SUBSTITUTES

Jefferson CAMACHO	GK	1	
Crixson RODRIGUEZ	GK	21	
Marvin VASQUEZ	DF	2	
↑ 86' Sergio GONZALEZ	DF	3	
↑ 65' Johan MARTINEZ	FW	7	
Janer MINA	DF	14	
Adrian CUADRADO	MF	15	
↑ 90+2' Deymar BORJA	MF	17	
↑ 65' Jandry CALLE	MF	18	
↑ 86' Jose RUBIO	MF	19	

19 November 2026 - Aspire Zone - Pitch 4 - Khaled Salman - 16:00

Match Summary - Key Statistics



New Caledonia

0 — 1

Ecuador



Possession

Total	30%	11.3%	58.6%	Total
0	Goals			1
0.06	xG (Expected Goals)			1.76
4 (0)	Attempts at Goal (On Target)			27 (13)
302 (213)	Total Passes (Complete)			516 (449)
71 %	Pass Completion %			87 %
52	Completed Line Breaks			118
6	Defensive Line Breaks			24
32	Receptions in the Final Third			170
9	Crosses			38
13	Ball Progressions			48
319 (68)	Defensive Pressures Applied (Direct Pressures)			138 (33)
39	Forced Turnovers			47
58	Second Balls			85
114.2 km	Total Distance Covered			103.1 km
4.7 km	Zone 4 – Low Speed Sprinting: 20-25 km/h			5.2 km

19 November 2026 - Aspire Zone - Pitch 4 - Khaled Salman - 16:00

New Caledonia

Phases of Play

Ecuador

IN POSSESSION

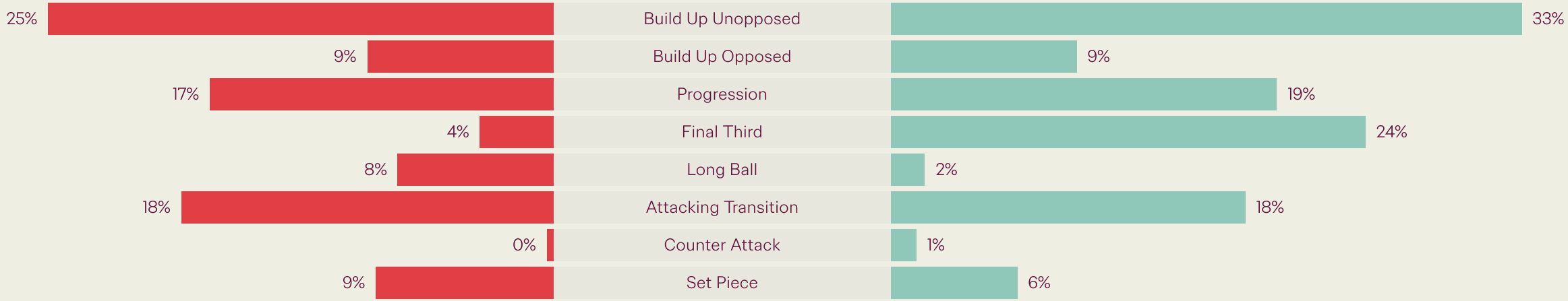

OUT OF POSSESSION

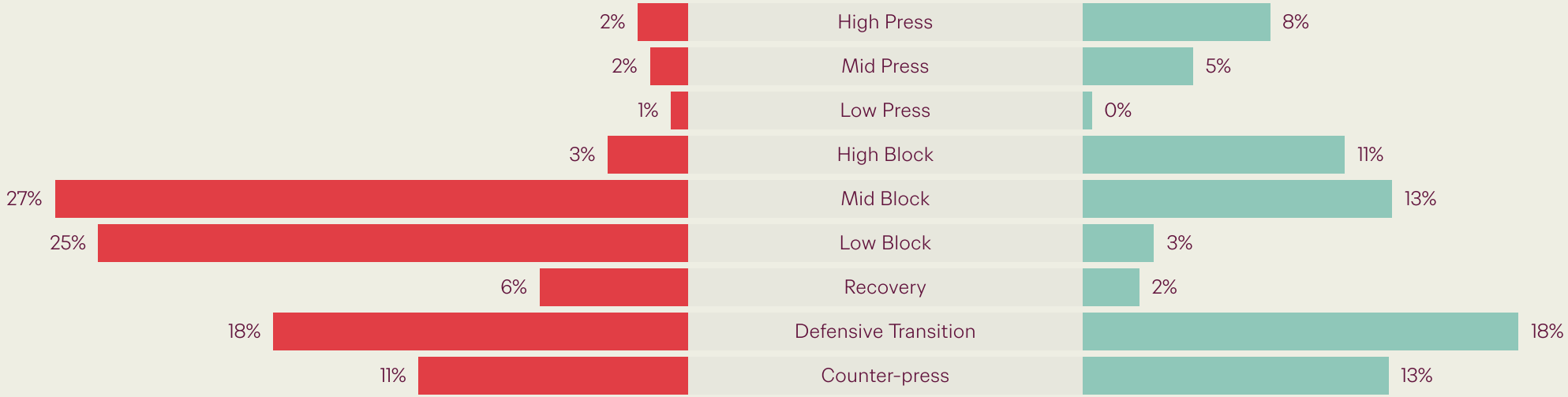

IN POSSESSION

New Caledonia v Ecuador

In Possession Line Height & Team Length

New Caledonia

Build Up Low

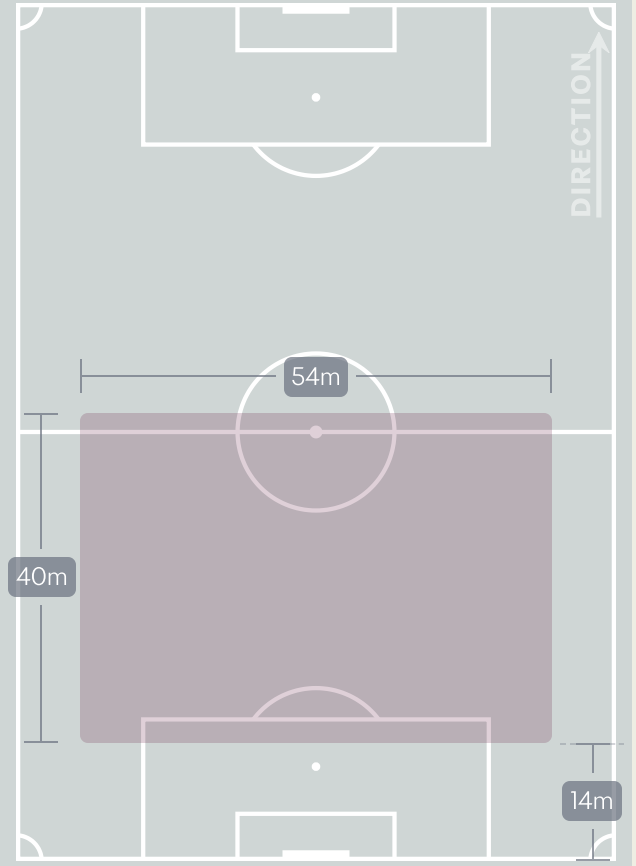

Build Up Mid

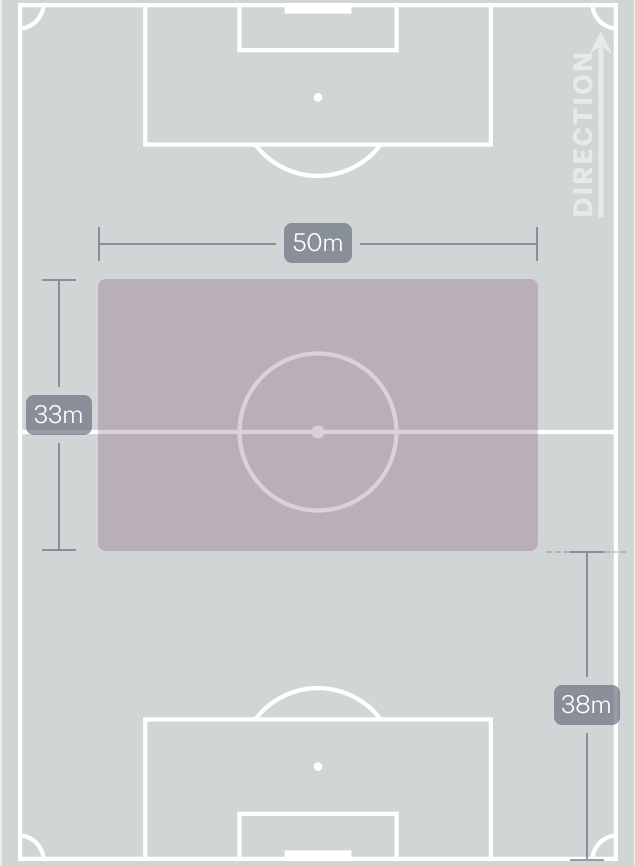

Final Third Phase

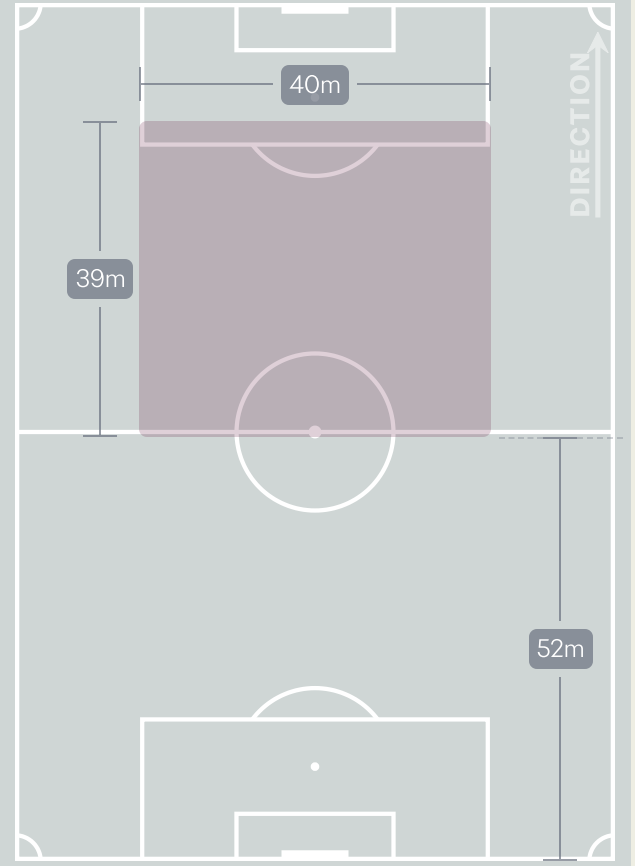

In Possession Line Height & Team Length

Ecuador

Build Up Low

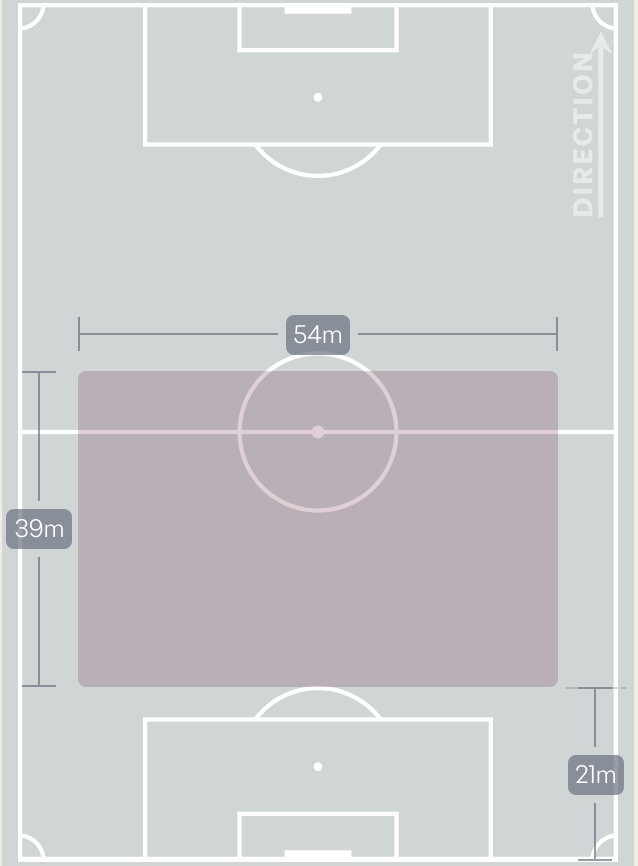

Build Up Mid

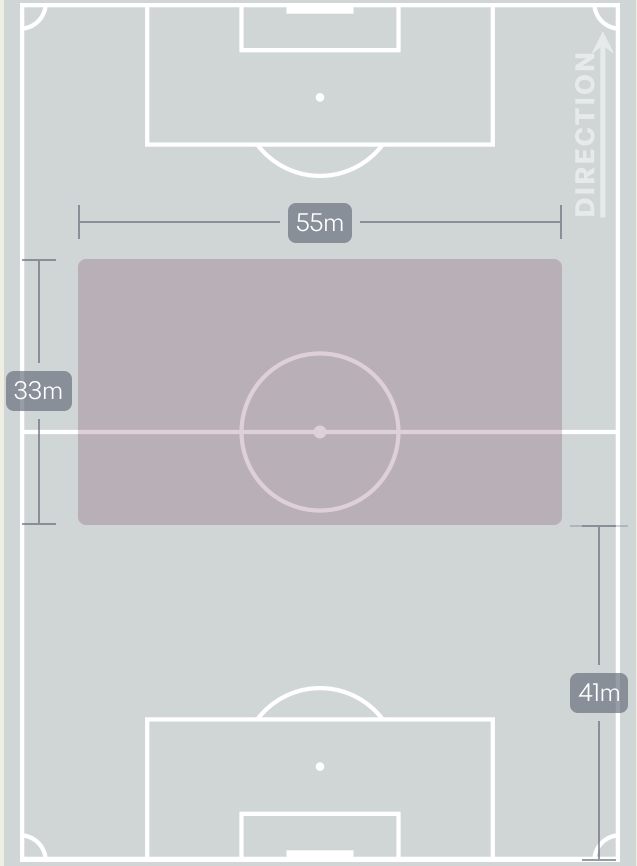

Final Third Phase

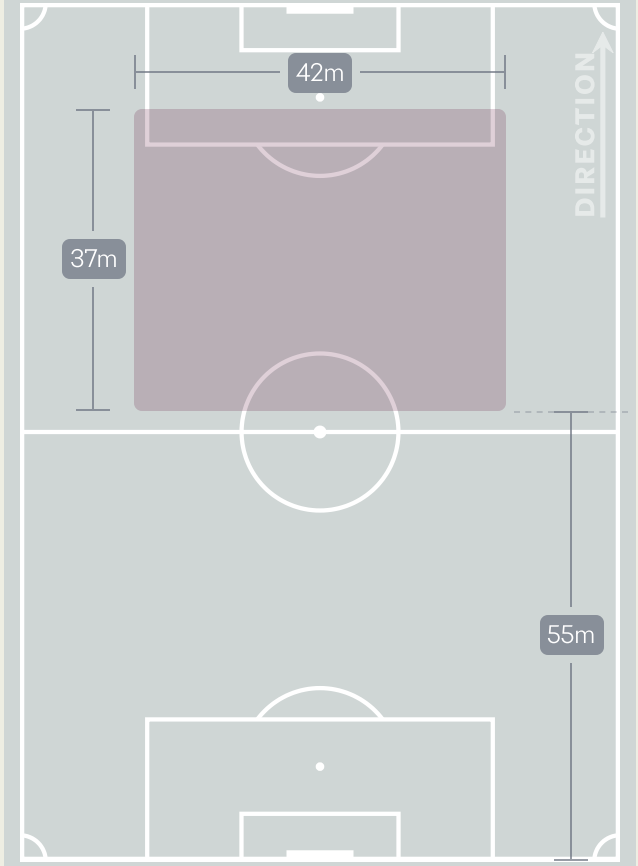

Line Breaks

New Caledonia

Attempted Line Breaks
103

15	7
Attempted	Complete

27	17
Attempted	Complete

61	28
Attempted	Complete

4 Units

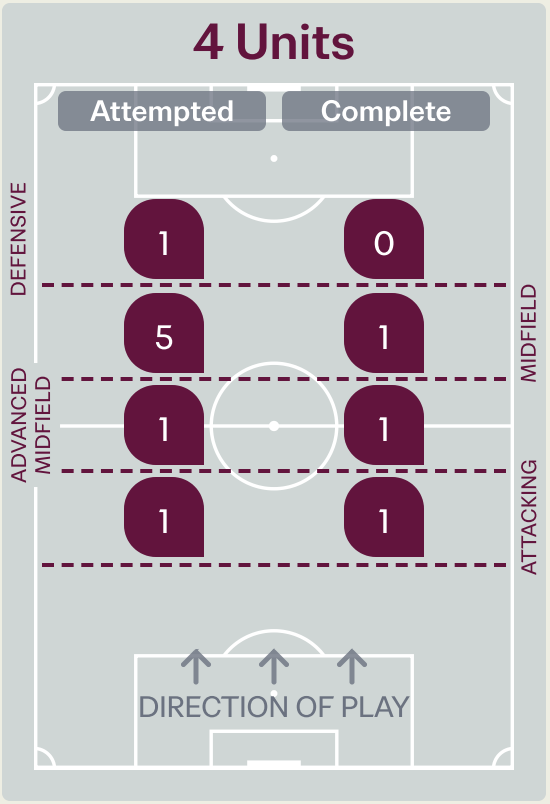

Attempted Line Breaks	8
Inside Shape	7
Outside Shape	1

3 Units

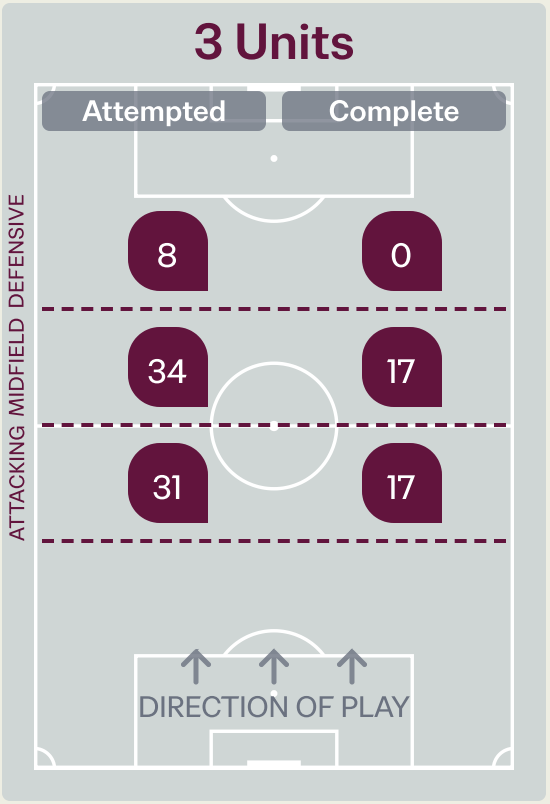

Attempted Line Breaks	73
Inside Shape	56
Outside Shape	17

2 Units

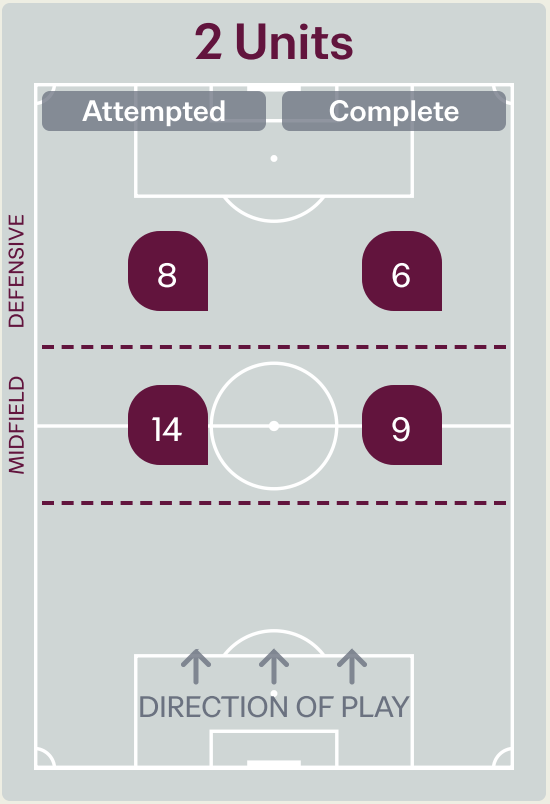

Attempted Line Breaks	22
Inside Shape	15
Outside Shape	7

Line Breaks

Ecuador

Attempted Line Breaks
149

29	19
Attempted	Complete

77	71
Attempted	Complete

43	28
Attempted	Complete

4 Units

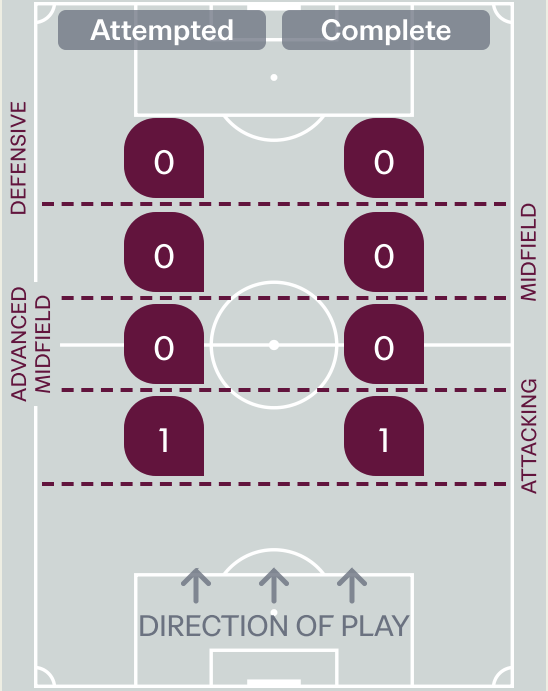

Attempted Line Breaks	1
Inside Shape	1
Outside Shape	0

3 Units

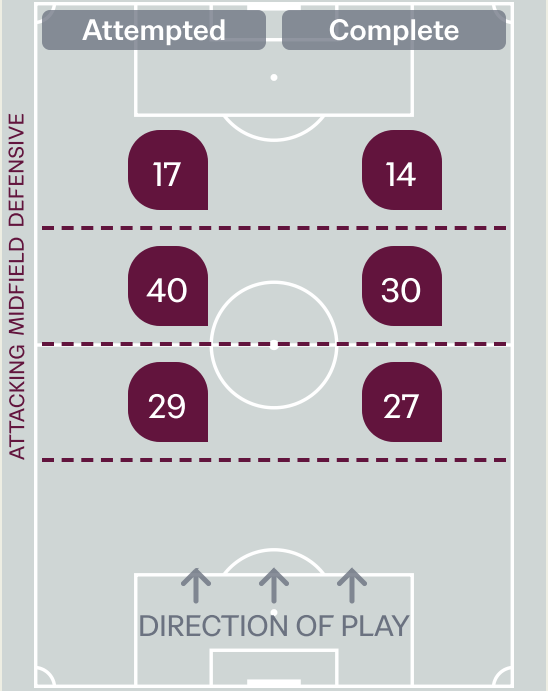

Attempted Line Breaks	86
Inside Shape	32
Outside Shape	54

2 Units

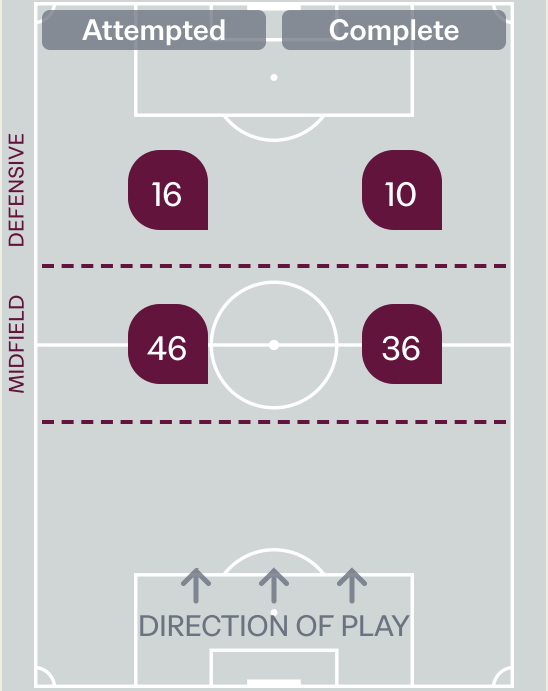

Attempted Line Breaks	62
Inside Shape	32
Outside Shape	30

Line Breaks

New Caledonia

					4 Units				3 Units			2 Units		Direction			Distribution Type		
#	Player	Line Breaks Attempted	Line Breaks Completed	Line Break Completion %	Attacking Line	Attacking Midfield Line	Midfield Line	Defensive Line	Attacking Line	Midfield Line	Defensive Line	Midfield Line	Defensive Line	Through	Around	Over	Pass	Cross	Ball Progression
1	Sylvain IPEZE	24	13	54%	0	0	2	0	12	9	1	0	0	0	1	23	24	0	0
3	Nestor NYIKEINE	15	5	33%	0	0	1	0	4	3	0	2	5	0	4	11	15	0	0
4	Steevy ANDREW	10	8	80%	0	0	0	0	6	4	0	0	0	2	5	3	10	0	0
5	Andre MENANGO	9	6	67%	1	0	0	1	3	2	1	1	0	2	3	4	9	0	0
7	Lenddy WEDE	0	0	0%	0	0	0	0	0	0	0	0	0	0	0	0	0	0	0
8	Ethan DUPUIS	2	1	50%	0	0	0	0	0	1	1	0	0	1	1	0	2	0	0
9	Darryl HMALOKO	5	1	20%	0	0	0	0	0	3	0	0	2	3	2	0	4	0	1
11	Kylan NEKOENG	7	2	29%	0	0	2	0	0	1	2	1	1	0	3	4	6	0	1
12	Yoel ATTAWA	9	7	78%	0	1	0	0	4	3	0	1	0	1	4	4	9	0	0
17	Leon SCIENDI	2	0	0%	0	0	0	0	0	1	1	0	0	2	0	0	2	0	0
20	Pahaze QAEZE	9	2	22%	0	0	0	0	2	2	0	5	0	2	1	6	9	0	0
2	Nino LAGES	2	1	50%	0	0	0	0	0	1	0	1	0	0	1	1	2	0	0
10	Hnoija WETEWEA	3	3	100%	0	0	0	0	0	1	0	2	0	2	0	1	3	0	0
13	Lilian UNE	1	1	100%	0	0	0	0	0	0	0	1	0	0	1	0	1	0	0
14	Pouen WENESSIA	1	1	100%	0	0	0	0	0	1	0	0	0	0	1	0	1	0	0
15	Theophile IONE	4	1	25%	0	0	0	0	0	2	2	0	0	0	0	4	3	1	0

Line Breaks

Ecuador



					4 Units				3 Units			2 Units		Direction			Distribution Type		
#	Player	Line Breaks Attempted	Line Breaks Completed	Line Break Completion %	Attacking Line	Attacking Midfield Line	Midfield Line	Defensive Line	Attacking Line	Midfield Line	Defensive Line	Midfield Line	Defensive Line	Through	Around	Over	Pass	Cross	Ball Progression
12	Mijail VACA	3	2	67%	0	0	0	0	1	1	0	1	0	0	0	3	3	0	0
4	Nicolas SOTOMAYOR	22	19	86%	0	0	0	0	8	0	1	12	1	2	13	7	19	1	2
5	Nixon AYOVI	8	8	100%	0	0	0	0	4	2	1	1	0	2	3	3	7	0	1
6	Jhon CHICA	17	14	82%	1	0	0	0	6	7	1	2	0	1	10	6	17	0	0
8	Brayson ZAMORA	7	4	57%	0	0	0	0	1	2	1	2	1	5	1	1	7	0	0
9	Jhon GUERRERO	1	1	100%	0	0	0	0	0	0	1	0	0	1	0	0	1	0	0
10	Holger QUINTERO	13	10	77%	0	0	0	0	1	6	1	3	2	5	6	2	10	0	3
11	Edwin QUINTERO	22	17	77%	0	0	0	0	0	5	8	3	6	8	12	2	17	0	5
13	Carlos MEDINA	10	7	70%	0	0	0	0	1	1	0	8	0	1	3	6	10	0	0
16	Jordin MINA	34	27	79%	0	0	0	0	7	13	2	10	2	1	24	9	26	0	8
20	Luis FRAGOZO	6	5	83%	0	0	0	0	0	0	1	3	2	2	3	1	5	0	1
3	Sergio GONZALEZ	0	0	0%	0	0	0	0	0	0	0	0	0	0	0	0	0	0	0
7	Johan MARTINEZ	5	3	60%	0	0	0	0	0	3	0	0	2	1	1	3	2	2	1
17	Deymar BORJA	0	0	0%	0	0	0	0	0	0	0	0	0	0	0	0	0	0	0
18	Jandry CALLE	1	1	100%	0	0	0	0	0	0	0	1	0	0	1	0	1	0	0
19	Jose RUBIO	0	0	0%	0	0	0	0	0	0	0	0	0	0	0	0	0	0	0

Passing Networks

New Caledonia

#	Passes From ↓ to →	Sylvain IPEZE	Nestor NYIKEINE	Steevy ANDREW	Andre MENANGO	Lenddy WEDE	Ethan DUPUIS	Darryl HMALOKO	Kylan NEKOENG	Yoel ATTAWA	Leon SCIENDI	Pahaze QAEZE	Nino LAGES	Hnoija WETEWEA	Lilian UNE	Pouen WENESSIA	Theophile IONE
1	Sylvain IPEZE		1	14	9	0	0	1	4	3	1	1	0	2	0	0	2
3	Nestor NYIKEINE	0		0	0	0	0	1	2	0	0	1	0	0	0	0	0
4	Steevy ANDREW	9	0		4	0	1	0	1	11	1	0	0	0	0	1	2
5	Andre MENANGO	10	1	6		0	0	0	3	1	1	4	0	0	0	0	1
7	Lenddy WEDE	0	0	0	0		1	0	0	1	0	0	0	0	0	0	0
8	Ethan DUPUIS	0	0	1	0	0		0	0	0	0	0	0	0	0	0	1
9	Darryl HMALOKO	0	0	0	0	0	0		1	0	1	0	0	0	0	0	0
11	Kylan NEKOENG	0	7	0	0	0	0	1		0	3	1	0	3	0	0	1
12	Yoel ATTAWA	0	0	7	0	1	1	1	0		2	3	0	0	0	0	2
17	Leon SCIENDI	0	0	0	0	0	1	3	1	2		2	0	0	0	1	1
20	Pahaze QAEZE	5	1	3	7	0	0	0	3	1	0		0	0	0	0	0
2	Nino LAGES	1	0	0	0	0	0	0	2	0	0	0		0	0	0	0
10	Hnoija WETEWEA	0	0	1	0	0	0	0	2	0	0	1	0		1	1	1
13	Lilian UNE	0	0	0	0	0	0	0	1	1	0	0	2	0		1	0
14	Pouen WENESSIA	0	1	0	0	0	0	0	0	0	0	0	0	1	0		1
15	Theophile IONE	0	0	0	0	0	0	0	0	2	3	1	0	0	0	0	

Top 5 Player to Player Passers		
Player	Passed To	% of Total Team Passes
Sylvain IPEZE	Steevy ANDREW	7.3%
Steevy ANDREW	Yoel ATTAWA	5.7%
Andre MENANGO	Sylvain IPEZE	5.2%
Sylvain IPEZE	Andre MENANGO	4.7%
Steevy ANDREW	Sylvain IPEZE	4.7%

Passing Networks

Ecuador

#	Passes From ↓ to →	Mijail VACA	Nicolas SOTOMAYOR	Nixon AYOVI	Jhon CHICA	Brayson ZAMORA	Jhon GUERRERO	Holger QUINTERO	Edwin QUINTERO	Carlos MEDINA	Jordin MINA	Luis FRAGOZO	Sergio GONZALEZ	Johan MARTINEZ	Deymar BORJA	Jandry CALLE	Jose RUBIO
12	Mijail VACA		2	0	15	0	0	0	1	8	2	0	0	0	0	0	0
4	Nicolas SOTOMAYOR	2		8	0	3	0	0	12	6	0	8	0	0	0	3	0
5	Nixon AYOVI	1	7		2	4	0	1	4	7	4	8	0	0	0	2	0
6	Jhon CHICA	5	0	3		4	0	7	1	19	16	0	0	2	0	0	0
8	Brayson ZAMORA	0	2	4	4		3	9	1	2	7	1	0	4	0	0	0
9	Jhon GUERRERO	0	0	1	0	1		4	0	0	0	1	0	0	0	0	0
10	Holger QUINTERO	0	0	1	0	6	1		5	0	8	4	0	0	0	0	0
11	Edwin QUINTERO	0	9	0	1	3	3	4		5	0	10	0	3	0	3	0
13	Carlos MEDINA	7	12	8	18	1	0	3	4		3	0	0	1	0	0	0
16	Jordin MINA	1	0	2	10	12	0	8	1	1		0	0	8	0	1	0
20	Luis FRAGOZO	0	3	6	0	2	1	0	14	0	0		0	0	0	0	0
3	Sergio GONZALEZ	0	1	0	0	0	1	0	0	0	0	0		0	0	0	0
7	Johan MARTINEZ	0	0	2	0	1	0	0	1	0	4	0	0		0	0	1
17	Deymar BORJA	0	0	0	0	0	0	0	0	0	0	0	0	0		0	0
18	Jandry CALLE	0	2	0	0	0	1	0	5	0	0	0	1	0	0		0
19	Jose RUBIO	0	1	0	0	0	0	0	0	0	0	0	0	0	0	0	

Top 5 Player to Player Passers		
Player	Passed To	% of Total Team Passes
Jhon CHICA	Carlos MEDINA	4.5%
Carlos MEDINA	Jhon CHICA	4.2%
Jhon CHICA	Jordin MINA	3.8%
Mijail VACA	Jhon CHICA	3.5%
Luis FRAGOZO	Edwin QUINTERO	3.3%

Attempts at Goal

New Caledonia

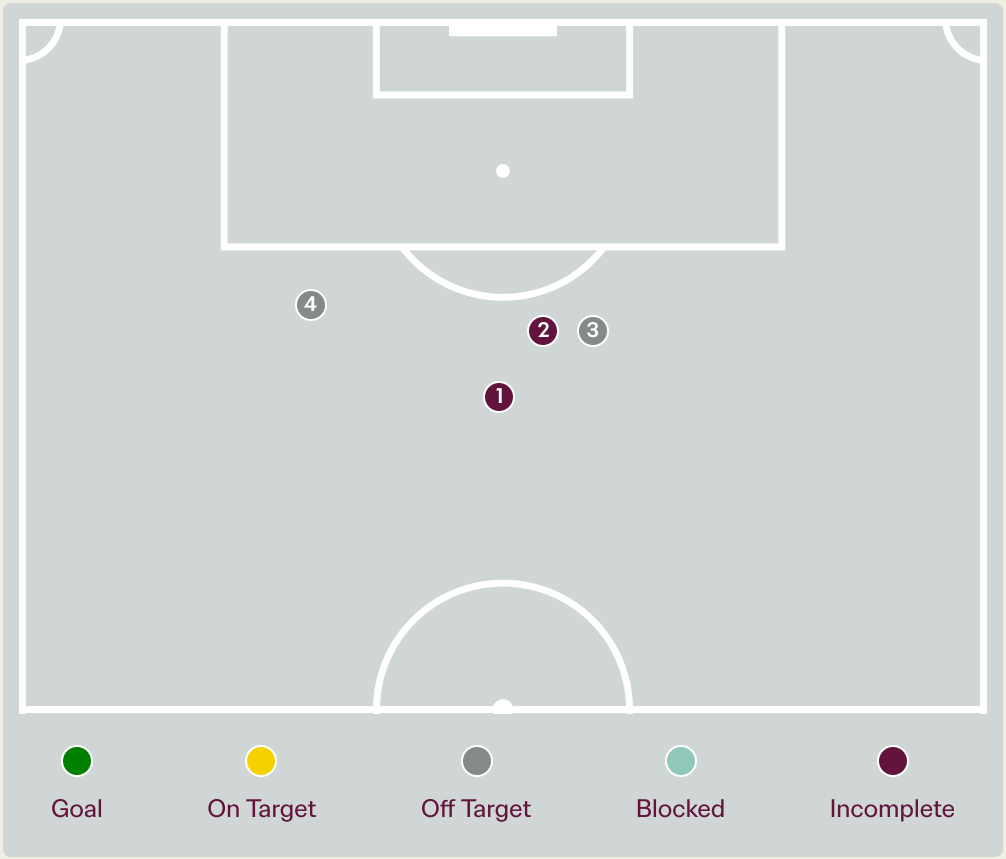



Key	Outcome	Shots
	Goals	0
	On Target	0
	Off Target	2
	Blocked	0
	Incomplete	2

Attempts at Goal

New Caledonia

Time	Player	Outcome	Body Part	Delivery Type
58	17 Leon SCIENDI	Incomplete - Player On Ball Error	Right Foot	Pass
59	9 Darryl HMALOKO	Incomplete - Defensive Event	Left Foot	Loose Ball
79	20 Pahaze QAEZE	Off Target	Right Foot	Loose Ball
82	14 Pouen WENESSIA	Off Target - Saved	Right Foot	Pass

Attempts at Goal

Ecuador

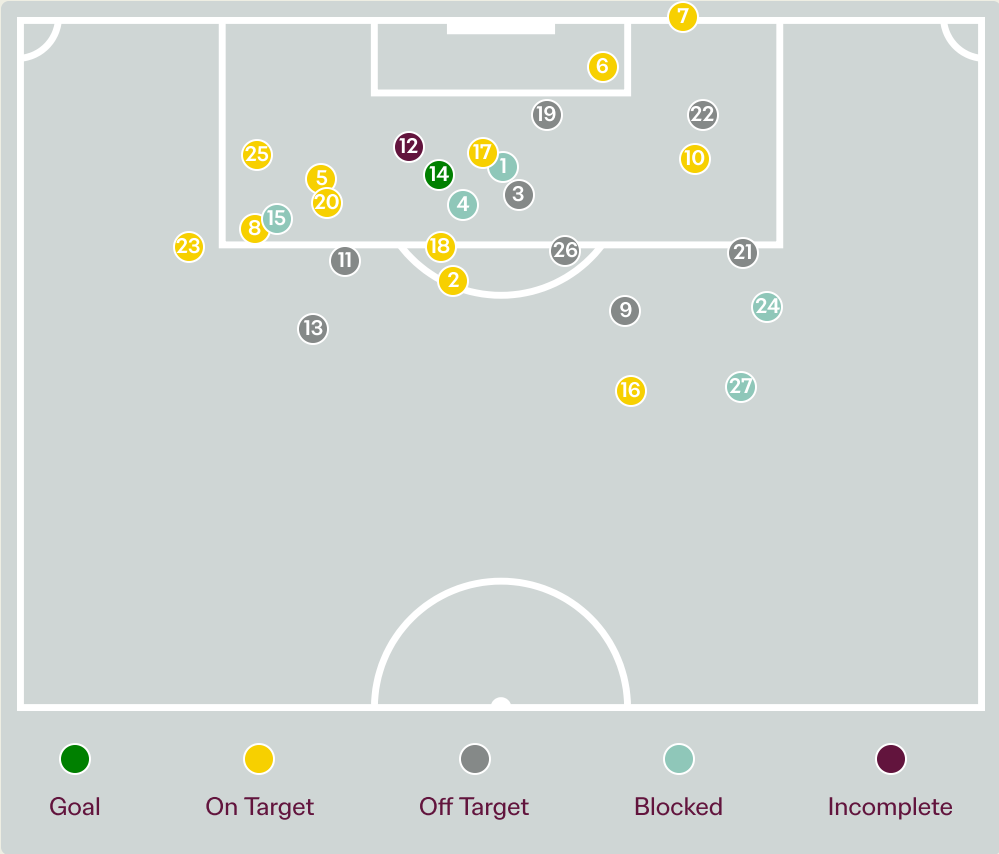

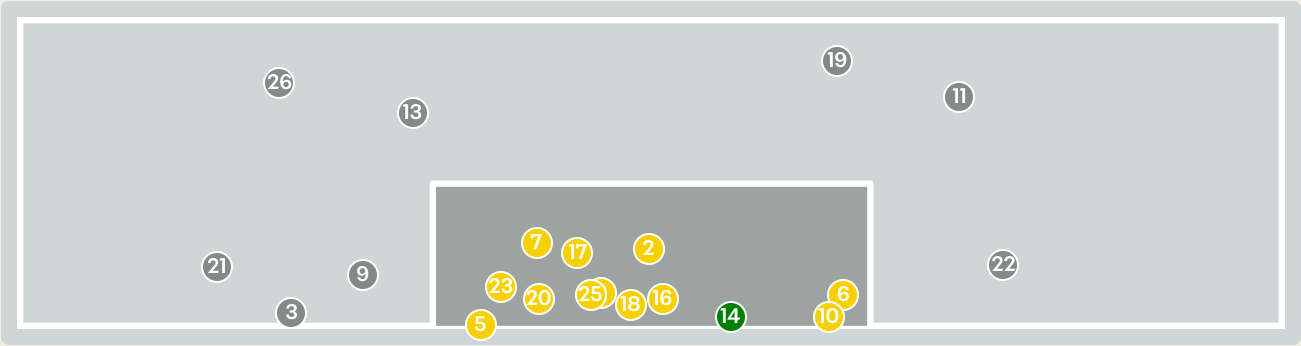

Key	Outcome	Shots
	Goals	1
	On Target	12
	Off Target	8
	Blocked	5
	Incomplete	1

Attempts at Goal

Ecuador

Time	Player	Outcome	Body Part	Delivery Type
12	8 Brayson ZAMORA	Incomplete - Blocked	Right Foot	Cross
13	10 Holger QUINTERO	Deflected On Target - Saved	Right Foot	Other
25	8 Brayson ZAMORA	Off Target	Right Foot	Cross
27	9 Jhon GUERRERO	Incomplete - Blocked	Left Foot	Cross
31	9 Jhon GUERRERO	On Target - Saved	Left Foot	Ball Progression
33	20 Luis FRAGOZO	On Target - Saved	Right Foot	Pass
34	20 Luis FRAGOZO	On Target - Saved	Right Foot	Ball Progression
35	11 Edwin QUINTERO	On Target - Saved	Left Foot	Corner
38	11 Edwin QUINTERO	Off Target	Left Foot	Pass
40	20 Luis FRAGOZO	On Target - Saved	Right Foot	Loose Ball
41	16 Jordin MINA	Off Target	Right Foot	Ball Progression
44	8 Brayson ZAMORA	Incomplete - Player On Ball Error	Left Foot	Pass
45	16 Jordin MINA	Off Target	Left Foot	Pass
45	9 Jhon GUERRERO	On Target - Goal	Right Foot	Cross
47	10 Holger QUINTERO	Incomplete - Blocked	Right Foot	Pass
48	5 Nixon AYOVI	Deflected On Target - Saved	Right Foot	Pass
49	8 Brayson ZAMORA	On Target - Saved	Left Foot	Cross

Attempts at Goal

Ecuador

Time	Player	Outcome	Body Part	Delivery Type
51	10 Holger QUINTERO	On Target - Saved	Right Foot	Pass
51	9 Jhon GUERRERO	Off Target	Right Foot	Other
55	10 Holger QUINTERO	On Target - Saved	Left Foot	Pass
56	11 Edwin QUINTERO	Off Target	Left Foot	Pass
66	11 Edwin QUINTERO	Off Target	Left Foot	Pass
67	7 Johan MARTINEZ	On Target - Saved	Right Foot	Pass
70	18 Jandry CALLE	Incomplete - Blocked	Right Foot	Pass
74	7 Johan MARTINEZ	On Target - Saved	Right Foot	Ball Progression
76	18 Jandry CALLE	Off Target	Left Foot	Cross
89	18 Jandry CALLE	Incomplete - Blocked	Right Foot	Freekick

Crosses (Open Play)

New Caledonia

Cross Locations

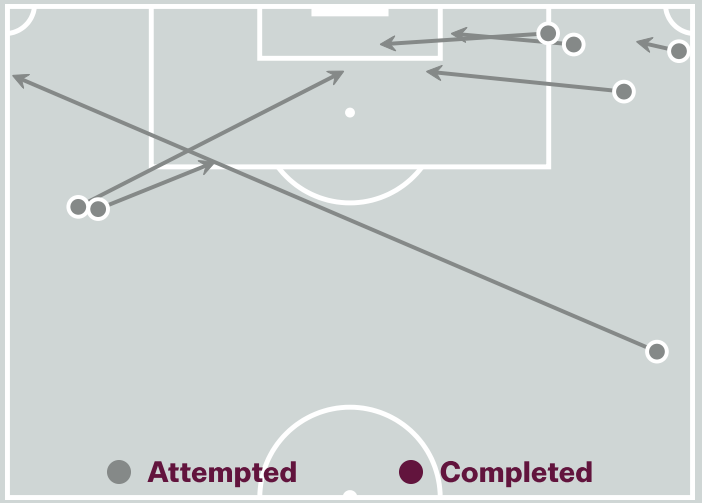

Delivery Type

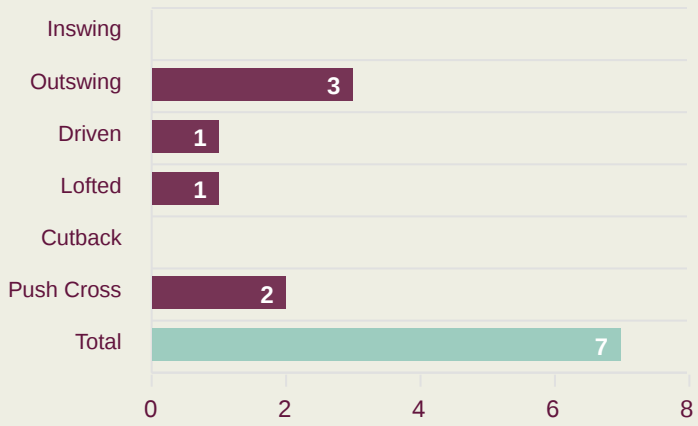

Cross Zones

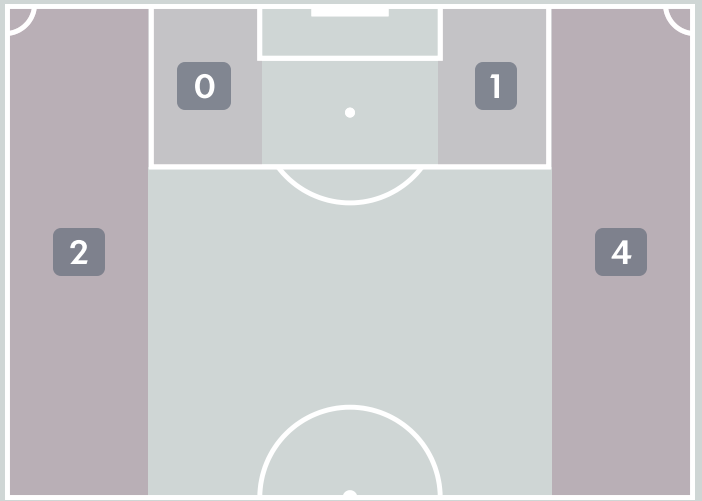

Attempted

7

Completed

0

Most Crosses Attempted

2

Kylan NEKOENG
RIGHT MIDFIELD

#	Player	Inswing	Outswing	Driven	Lofted	Cutback	Push Cross	Total Attempted
1	Sylvain IPEZE	0	0	0	0	0	0	0
3	Nestor NYIKEINE	0	1	0	0	0	0	1
4	Steevy ANDREW	0	0	0	0	0	0	0
5	Andre MENANGO	0	0	0	0	0	0	0
7	Lenddy WEDE	0	0	0	0	0	0	0
8	Ethan DUPUIS	0	0	0	0	0	0	0
9	Darryl HMALOKO	0	0	0	0	0	0	0
11	Kylan NEKOENG	0	0	0	0	0	2	2
12	Yoel ATTAWA	0	0	0	0	0	0	0
17	Leon SCIENDI	0	0	0	1	0	0	1
20	Pahaze QAEZE	0	0	1	0	0	0	1
2	Nino LAGES	0	0	0	0	0	0	0
10	Hnoija WETEWEA	0	1	0	0	0	0	1
13	Lilian UNE	0	0	0	0	0	0	0
14	Pouen WENESSIA	0	0	0	0	0	0	0
15	Theophile IONE	0	1	0	0	0	0	1

Crosses (Open Play)

Ecuador

Cross Locations

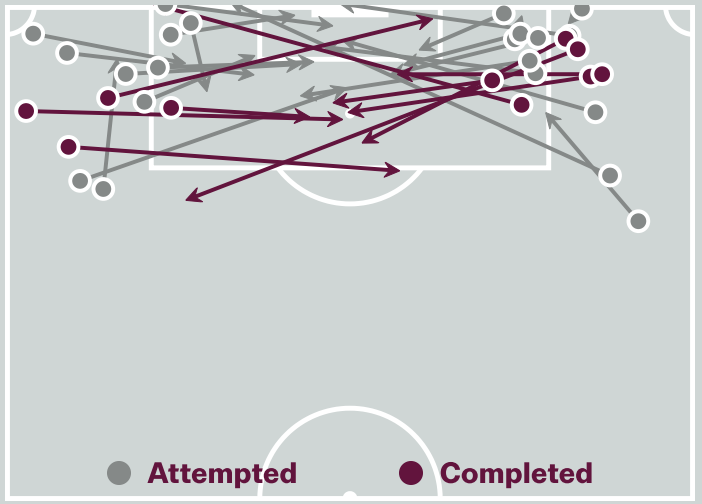

Delivery Type

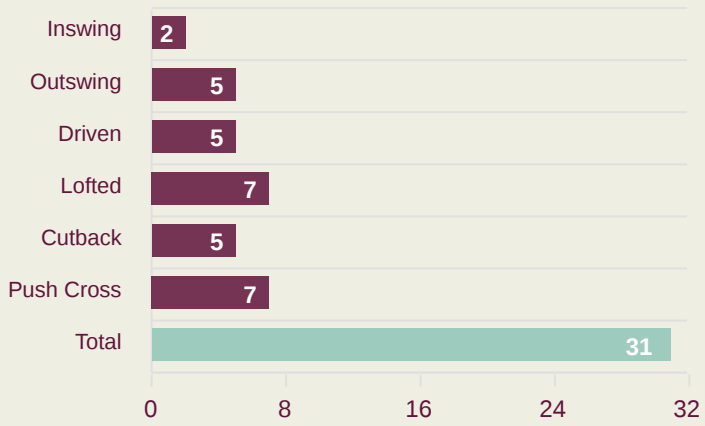

Cross Zones

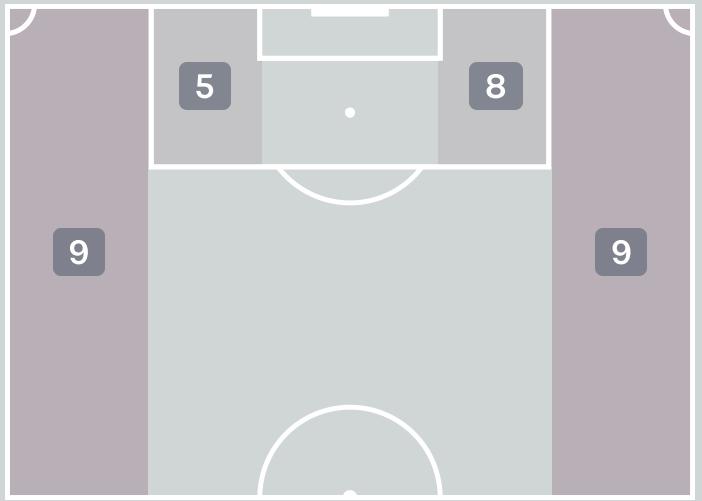

Attempted

31

Completed

10

Most Crosses Attempted

5

Luis FRAGOZO
RIGHT WINGER

#	Player	Inswing	Outswing	Driven	Lofted	Cutback	Push Cross	Total Attempted
12	Mijail VACA	0	0	0	0	0	0	0
4	Nicolas SOTOMAYOR	0	1	0	2	0	0	3
5	Nixon AYOVI	0	0	0	1	0	0	1
6	Jhon CHICA	0	0	0	0	0	0	0
8	Brayson ZAMORA	0	0	1	0	0	1	2
9	Jhon GUERRERO	0	0	0	0	1	0	1
10	Holger QUINTERO	1	0	0	0	1	2	4
11	Edwin QUINTERO	0	0	1	1	0	2	4
13	Carlos MEDINA	0	0	0	0	0	0	0
16	Jordin MINA	0	1	1	1	0	0	3
20	Luis FRAGOZO	0	2	0	0	2	1	5
3	Sergio GONZALEZ	0	0	0	0	1	0	1
7	Johan MARTINEZ	1	0	1	2	0	1	5
17	Deymar BORJA	0	0	0	0	0	0	0
18	Jandry CALLE	0	1	1	0	0	0	2
19	Jose RUBIO	0	0	0	0	0	0	0

Offering to Receive

New Caledonia

152
Total Offers Made

54
Total Offers Received

Most Offers
25
Yoel ATTAWA
LEFT BACK

37
Offers Made in Final Third

75
Offers Made in Middle Third

40
Offers Made in Defensive Third

Offers Made Inside Shape

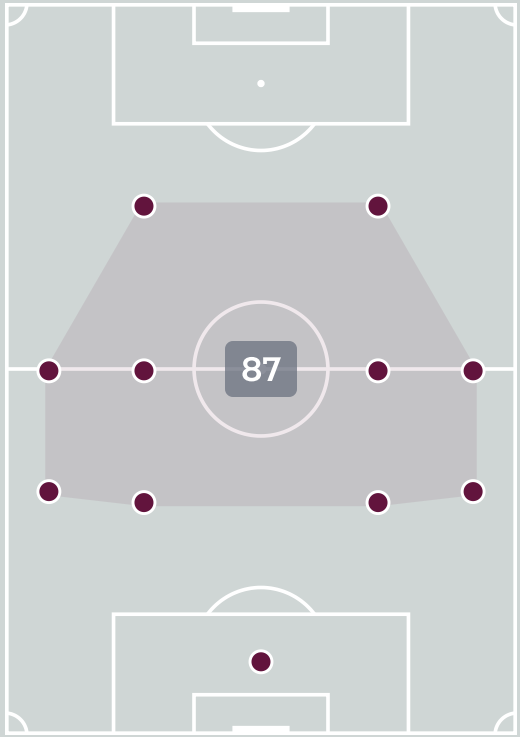

Offers Made Outside Shape

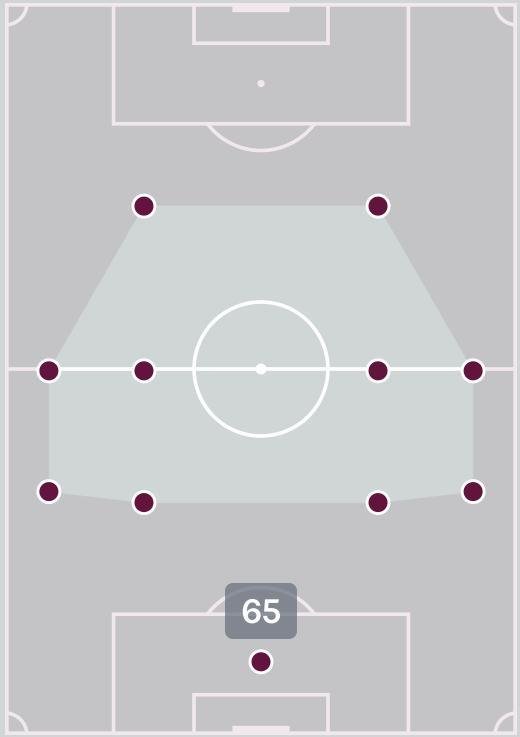

#	Player	Offers Made	Offers Received	% Made & Received
1	Sylvain IPEZE	4	3	75%
3	Nestor NYIKEINE	7	3	42.9%
4	Steevy ANDREW	2	2	100%
5	Andre MENANGO	1	1	100%
7	Lenddy WEDE	1	1	100%
8	Ethan DUPUIS	12	2	16.7%
9	Darryl HMALOKO	14	4	28.6%
11	Kylan NEKOENG	21	9	42.9%
12	Yoel ATTAWA	25	8	32%
17	Leon SCIENDI	16	6	37.5%
20	Pahaze QAEZE	11	5	45.5%
2	Nino LAGES	2	0	0%
10	Hnoija WETEWEA	4	2	50%
13	Lilian UNE	6	2	33.3%
14	Pouen WENESSIA	7	1	14.3%
15	Theophile IONE	19	5	26.3%

Offering to Receive

Ecuador

338
Total Offers Made

125
Total Offers Received

Most Offers
51
Nixon AYOVI
DEFENSIVE MIDFIELD CENTRE

174
Offers Made in Final Third

143
Offers Made in Middle Third

21
Offers Made in Defensive Third

Offers Made Inside Shape

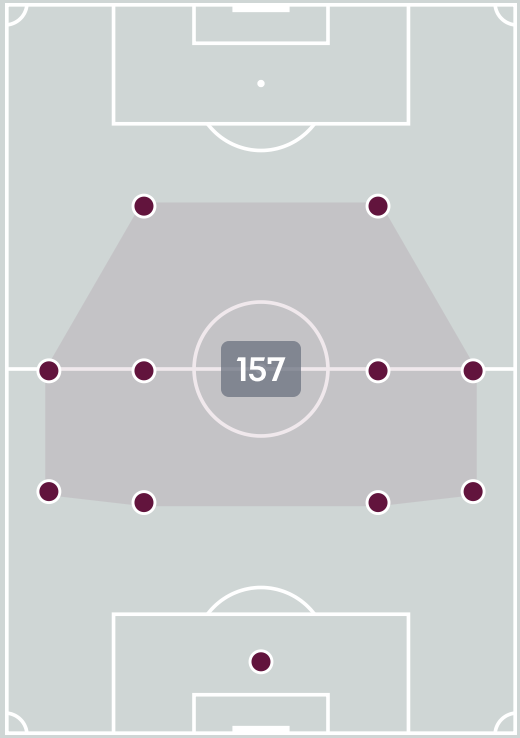

Offers Made Outside Shape

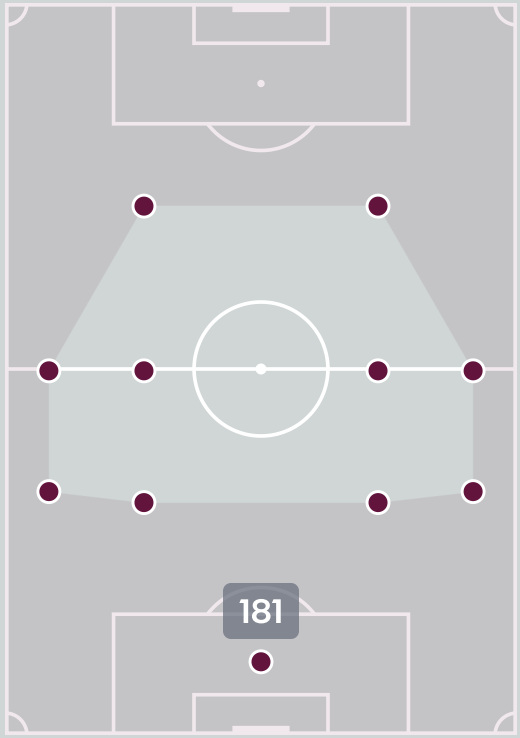

#	Player	Offers Made	Offers Received	% Made & Received
12	Mijail VACA	1	0	0%
4	Nicolas SOTOMAYOR	32	11	34.4%
5	Nixon AYOVI	51	24	47.1%
6	Jhon CHICA	0	0	0%
8	Brayson ZAMORA	46	17	37%
9	Jhon GUERRERO	40	7	17.5%
10	Holger QUINTERO	31	13	41.9%
11	Edwin QUINTERO	24	9	37.5%
13	Carlos MEDINA	5	0	0%
16	Jordin MINA	45	17	37.8%
20	Luis FRAGOZO	36	15	41.7%
3	Sergio GONZALEZ	4	1	25%
7	Johan MARTINEZ	15	8	53.3%
17	Deymar BORJA	0	0	0%
18	Jandry CALLE	8	3	37.5%
19	Jose RUBIO	0	0	0%

Movement to Receive

New Caledonia

Movement Types by Phase

Final Third Phase

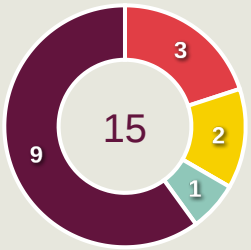

Progression Phase

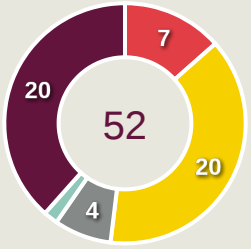

Build Up Phase

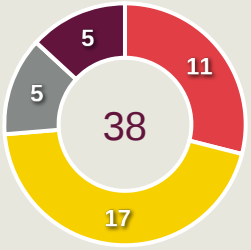

All Movement Types

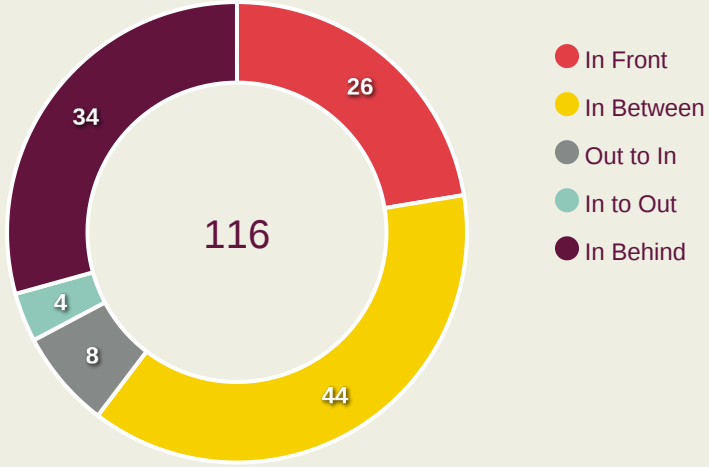

Top Ranked Players

Type	Player	Movements
In Front	12 Yoel ATTAWA	9
In Between	9 Darryl HMALOKO	10
Out to In	11 Kylan NEKOENG	5
In to Out	10 Hnoija WETEWEA	2
In Behind	17 Leon SCIENDI	9

Movement Types Pitch Third

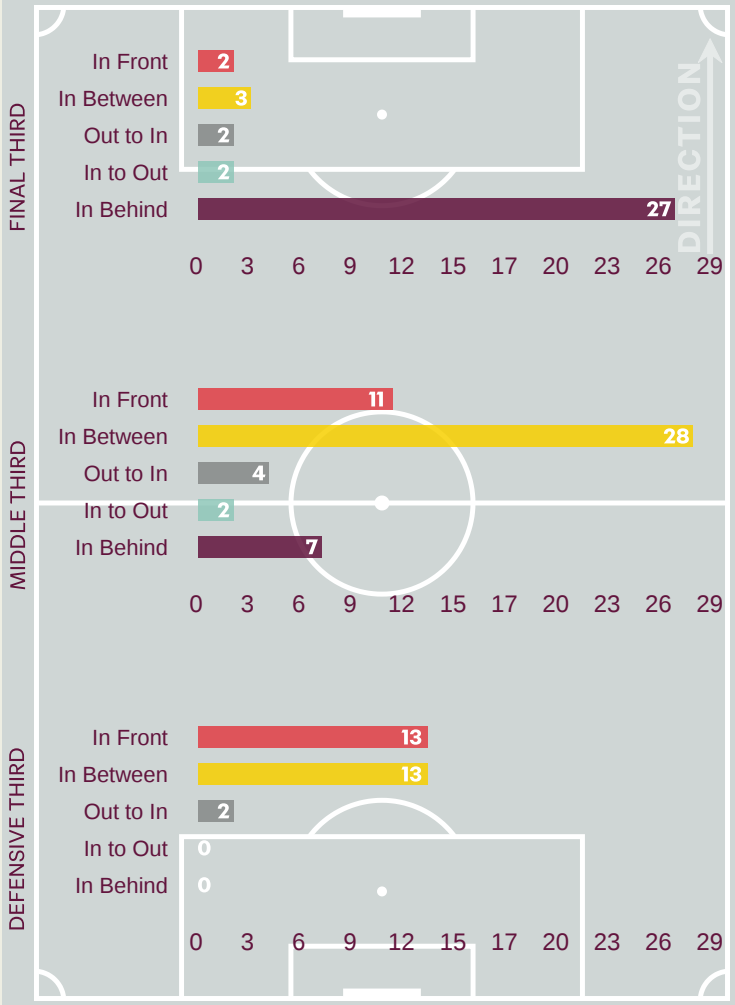

Movement to Receive

Ecuador

Movement Types by Phase

Final Third Phase

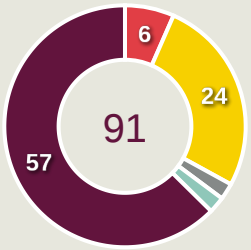

Progression Phase

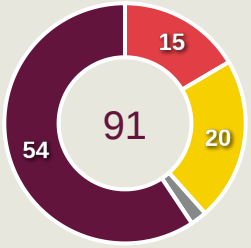

Build Up Phase

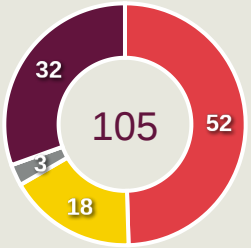

All Movement Types

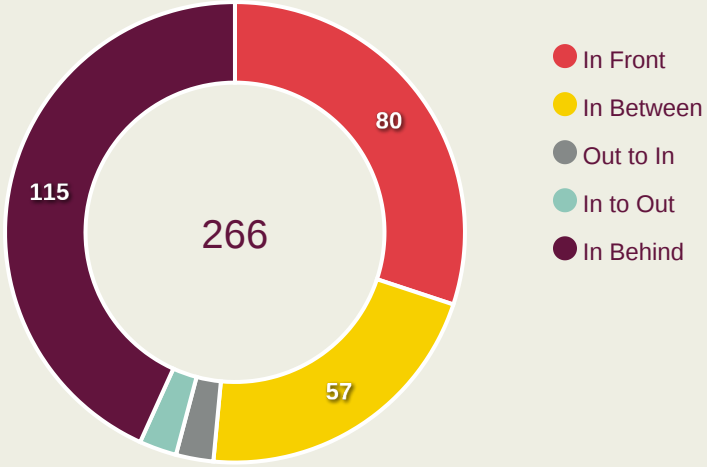

Top Ranked Players

Type	Player	Movements
In Front	5 Nixon AYOVI	32
In Between	8 Brayson ZAMORA	18
Out to In	10 Holger QUINTERO	3
In to Out	8 Brayson ZAMORA	2
In Behind	9 Jhon GUERRERO	19

Movement Types Pitch Third

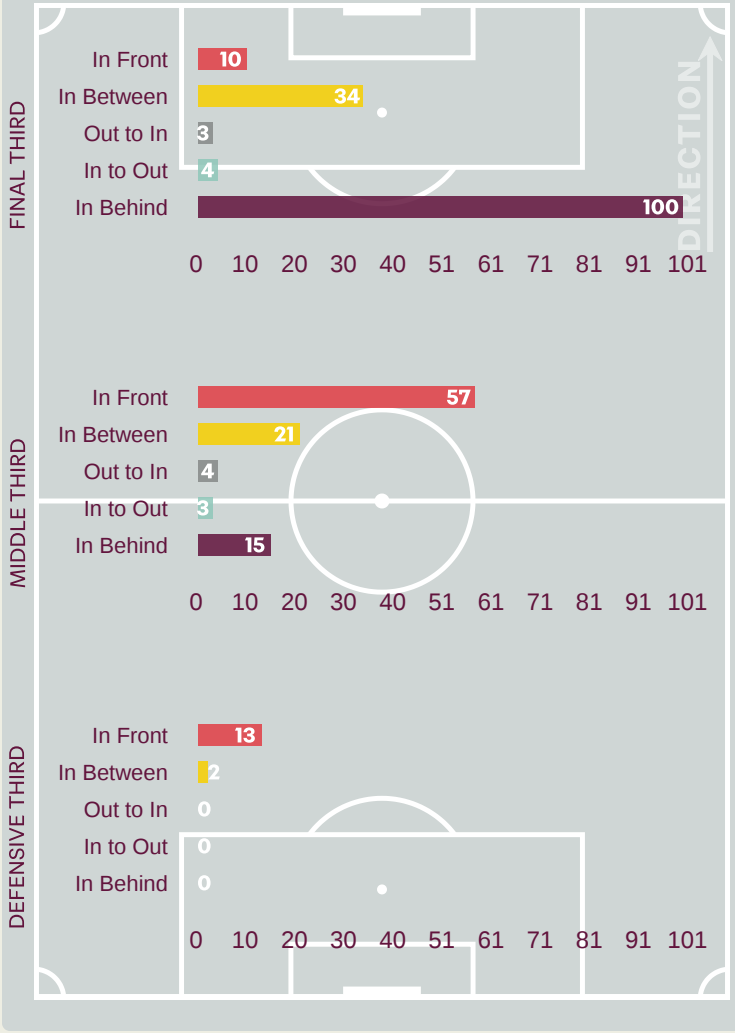

OUT OF POSSESSION




New Caledonia v Ecuador

Defensive Actions

New Caledonia

39	50	10	52	1.59
Forced Turnovers	Possession Regained	Interceptions	Tackles	Possession Actions / Defensive Action

Forced Turnovers

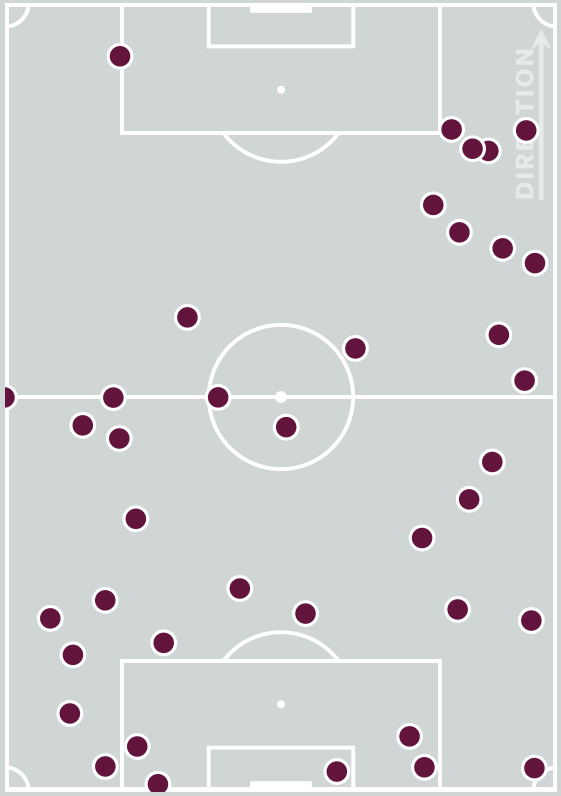

Possession Regain

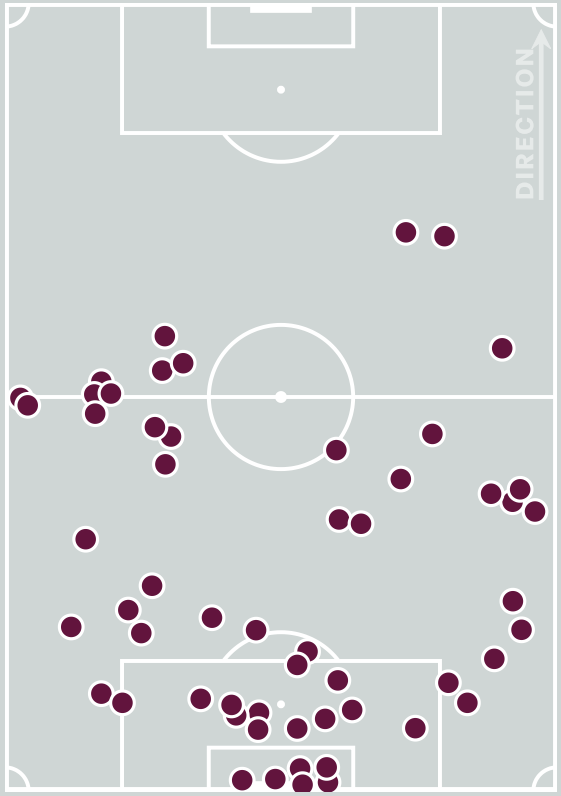

Blocks

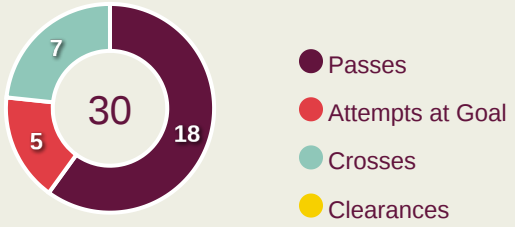

Possession Contests

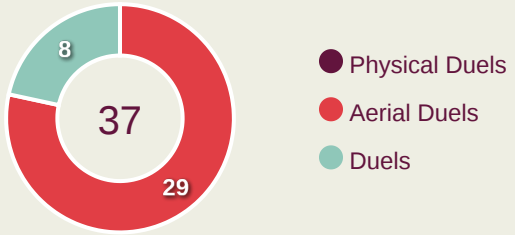

Most Possession Regains

13

Sylvain IPEZE

GOALKEEPER

#	Player	Total Possession Regains
1	Sylvain IPEZE	13
3	Nestor NYIKEINE	7
4	Steevy ANDREW	2
5	Andre MENANGO	3
7	Lenddy WEDE	0
8	Ethan DUPUIS	4
9	Darryl HMALOKO	0
11	Kylan NEKOENG	3
12	Yoel ATTAWA	3
17	Leon SCIENDI	3
20	Pahaze QAEZE	3
2	Nino LAGES	1
10	Hnoija WETEWEA	1
13	Lilian UNE	0
14	Pouen WENESSIA	0
15	Theophile IONE	7

Defensive Actions

Ecuador

47	42	9	20	6.05
Forced Turnovers	Possession Regained	Interceptions	Tackles	Possession Actions / Defensive Action

Forced Turnovers

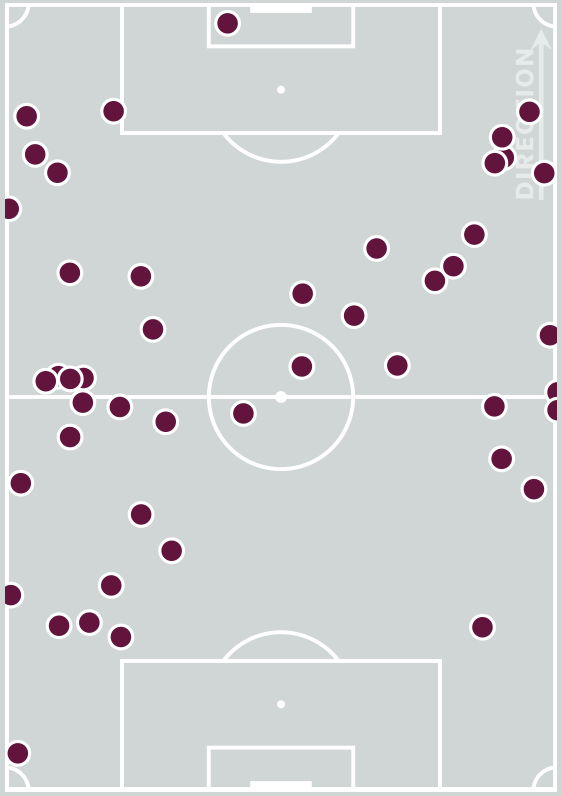

Possession Regain

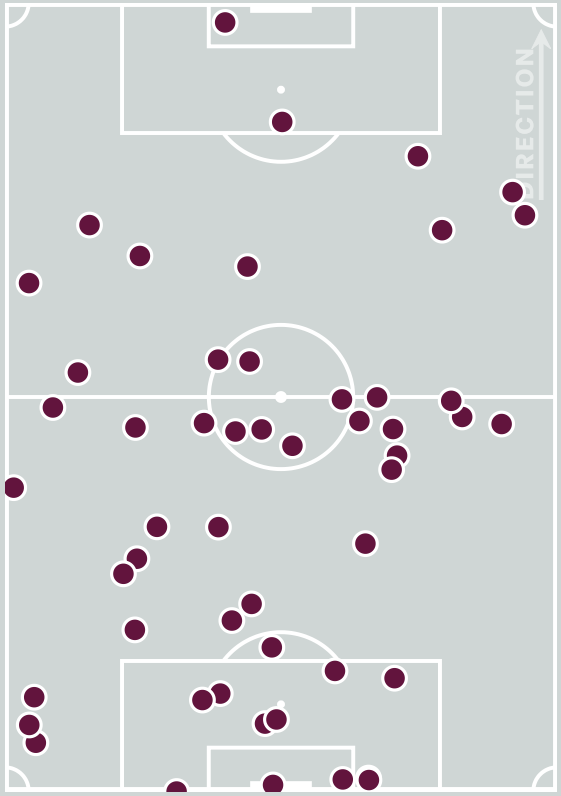

Blocks

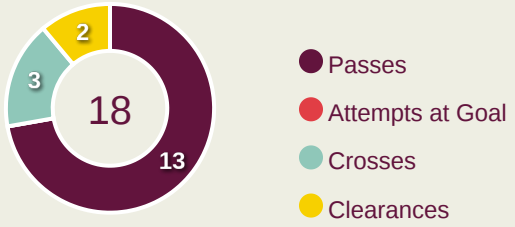

Possession Contests

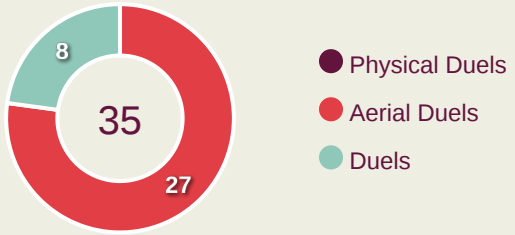

Most Possession Regains

9

Jordin MINA
LEFT BACK

#	Player	Total Possession Regains
12	Mijail VACA	7
4	Nicolas SOTOMAYOR	0
5	Nixon AYOVI	7
6	Jhon CHICA	6
8	Brayson ZAMORA	3
9	Jhon GUERRERO	0
10	Holger QUINTERO	0
11	Edwin QUINTERO	3
13	Carlos MEDINA	2
16	Jordin MINA	9
20	Luis FRAGOZO	2
3	Sergio GONZALEZ	2
7	Johan MARTINEZ	0
17	Deymar BORJA	0
18	Jandry CALLE	1
19	Jose RUBIO	0

Defensive Line Height & Team Length

New Caledonia

High Block / Press

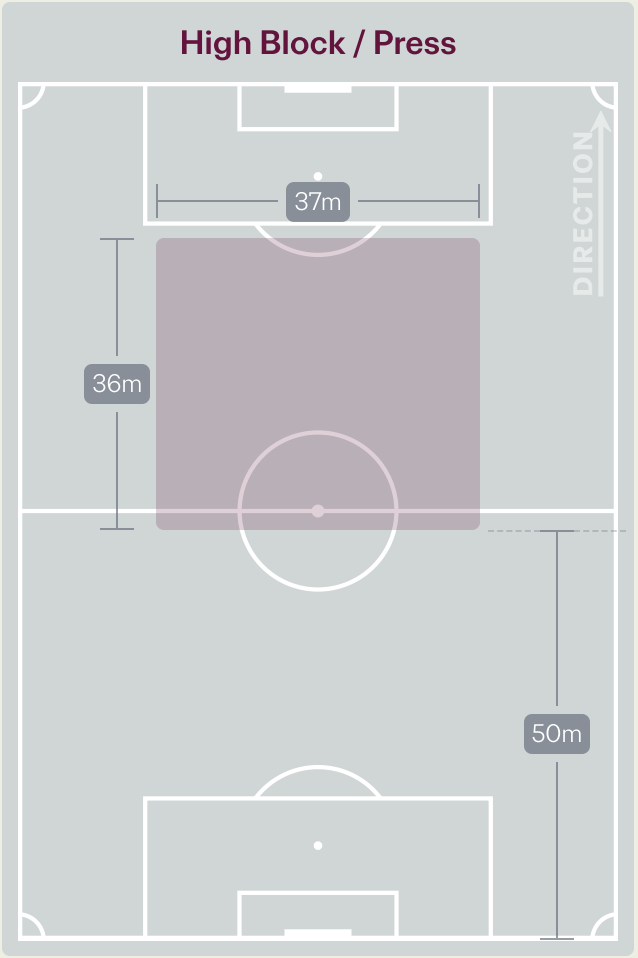

Mid Block

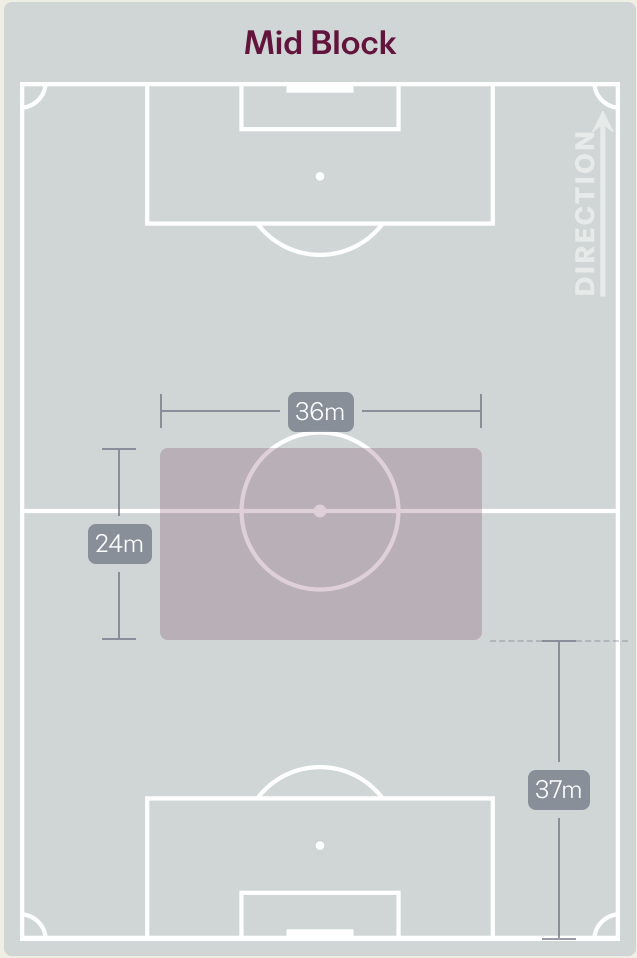

Low Block

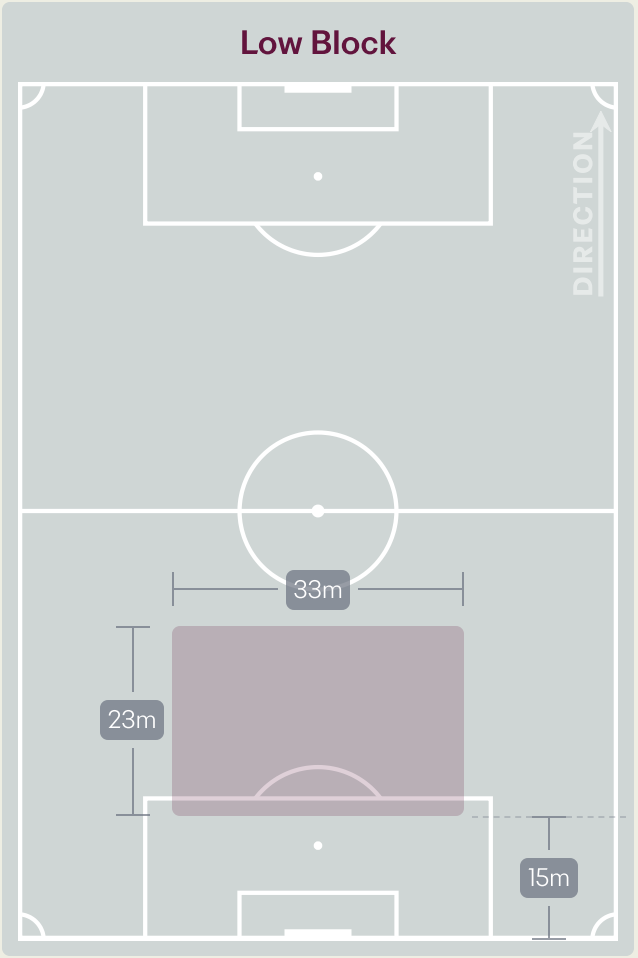

Defensive Line Height & Team Length

Ecuador

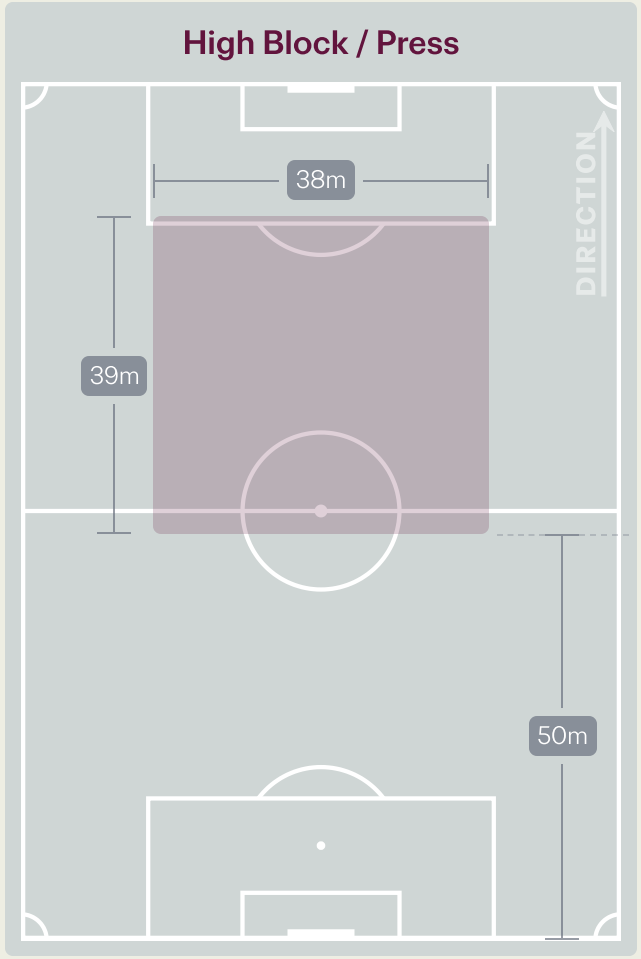

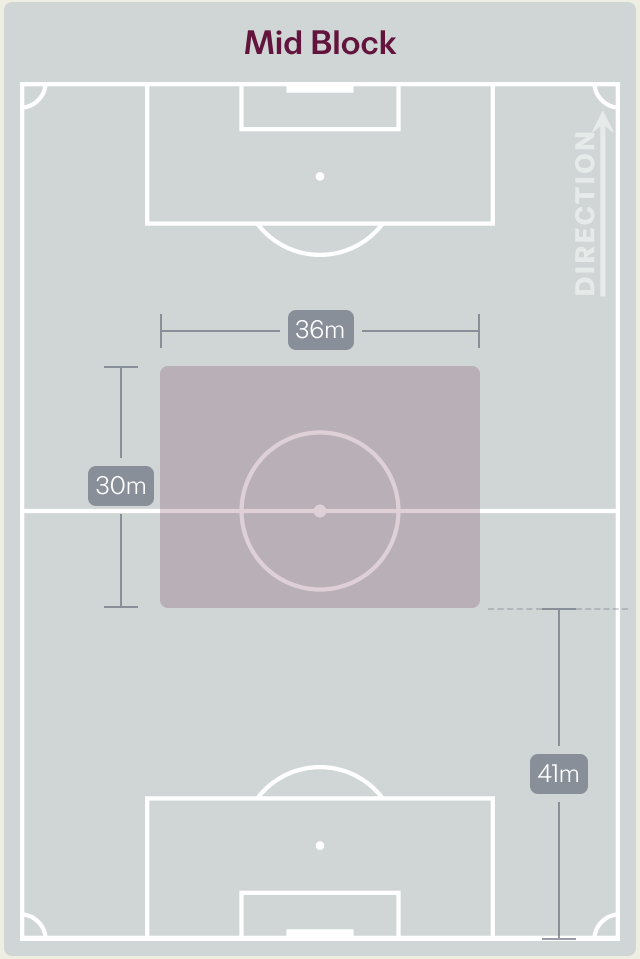

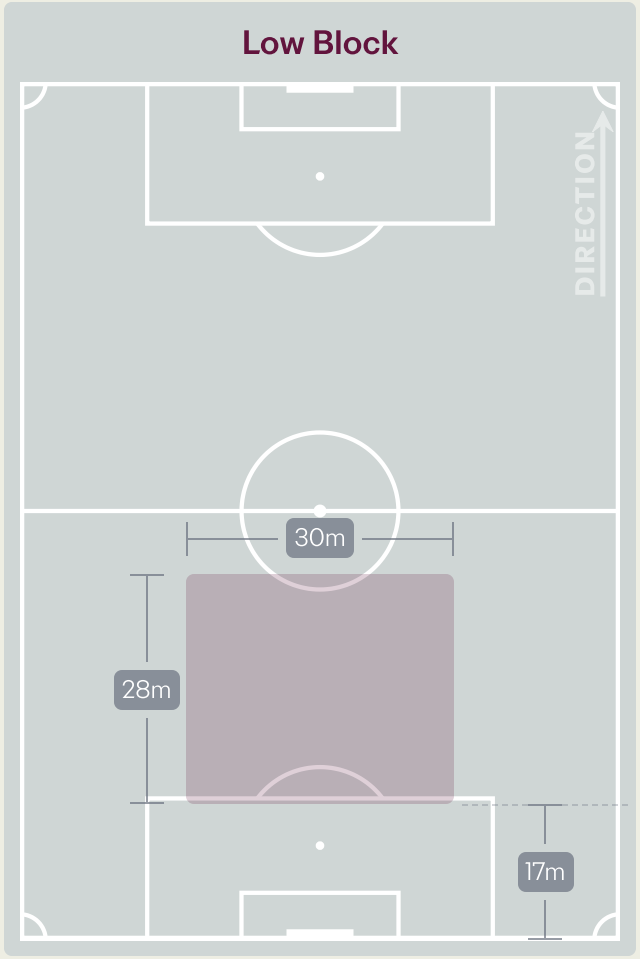

19 November 2026 - Aspire Zone - Pitch 4 - Khaled Salman - 16:00

Defensive Pressure

New Caledonia

Ecuador

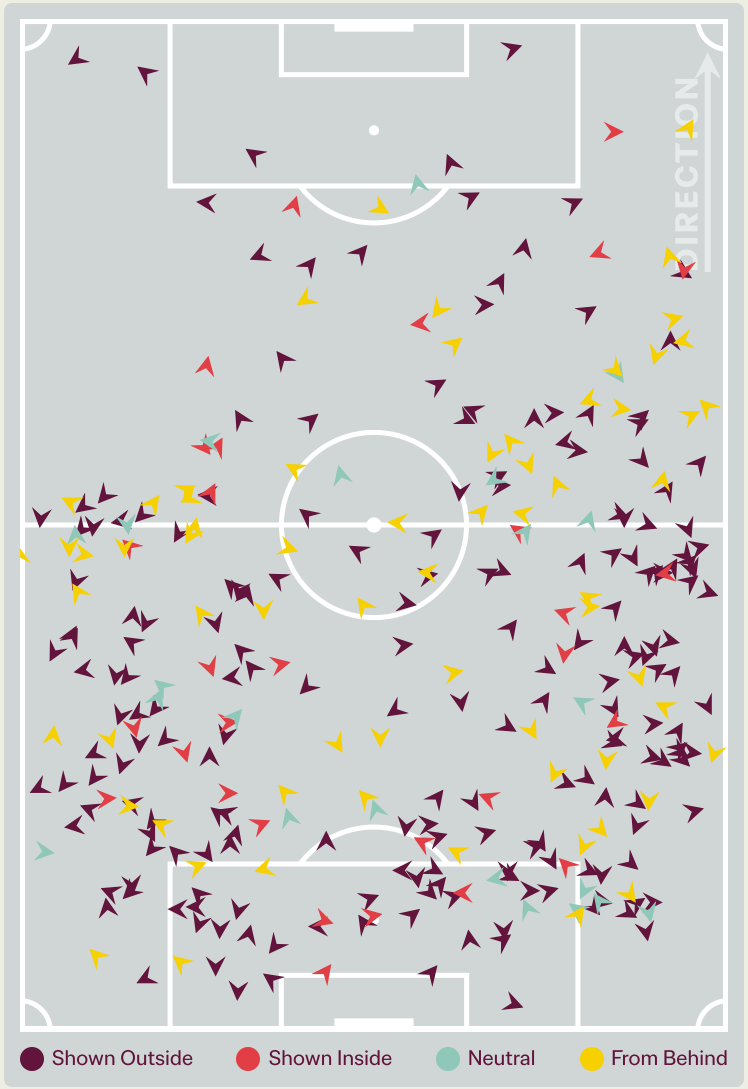

319	Total Pressures	138
68	Direct Pressures	33
1.8s	Avg Pressure Duration	1.4s
39	Forced Turnovers	47
15.87s	Ball Recovery Time	9.75s
132	Pushing on into Pressing	60
224	Pushing on	139
30	Pressing Direction Inside	25
201	Pressing Direction Outside	69

Most Direct Pressures

10

Nestor NYIKEINE

RIGHT BACK

Most Direct Pressures

7

Nixon AYOVI

DEFENSIVE MIDFIELD CENTRE

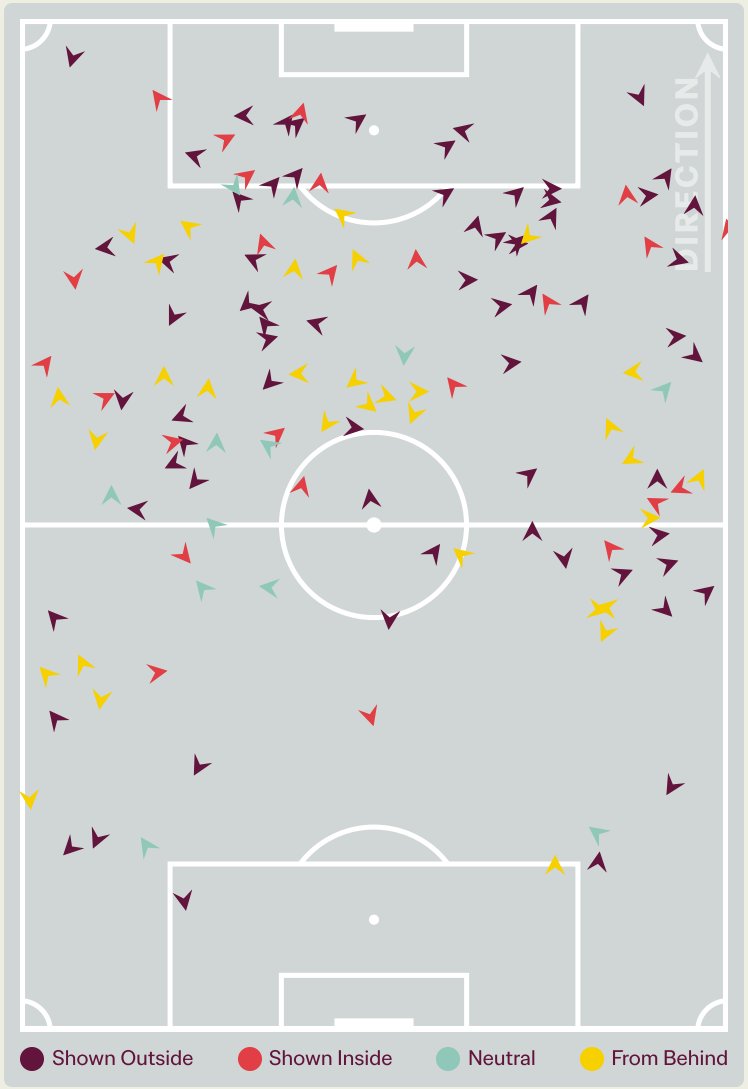

FIFA U17 WORLD CUP QATAR 2026

GOALKEEPING

New Caledonia v Ecuador

Goalkeeping Involvement

New Caledonia

New Caledonia GK Involvement Timeline

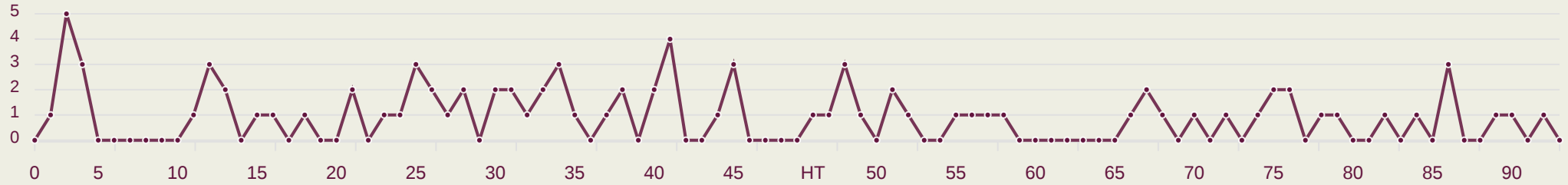

90

Total Involvements

Ecuador

Ecuador GK Involvement Timeline

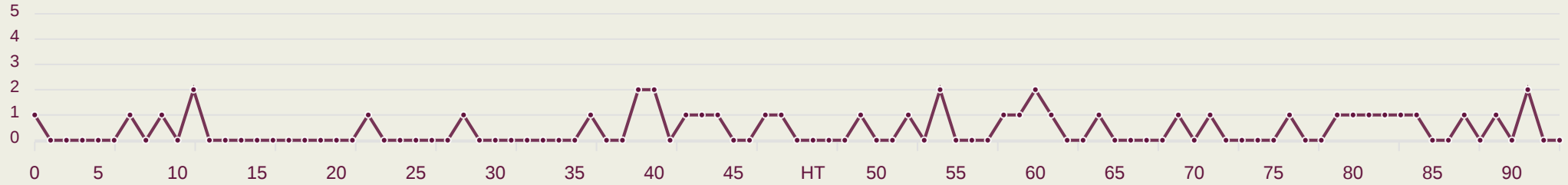

40

Total Involvements

Goalkeeping Distribution

New Caledonia

Kick from Feet

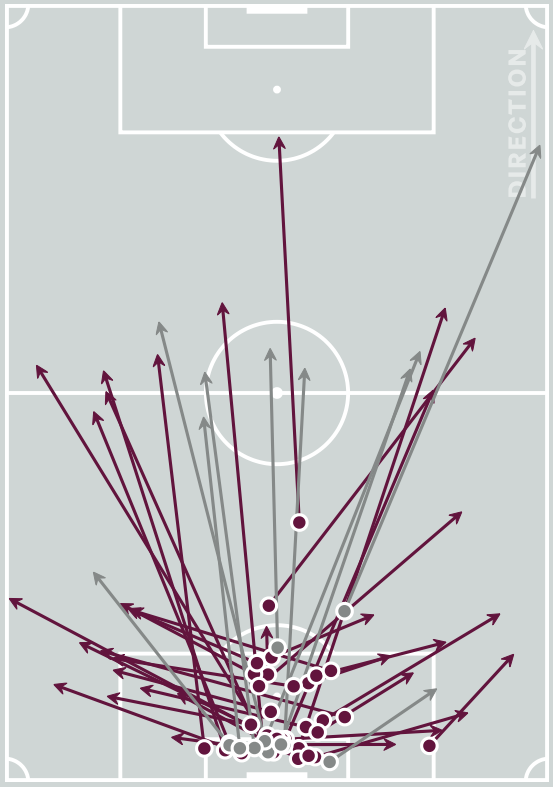

Complete Incomplete

- Play Onto
- Play Into
- Play Around
- Play Through
- Play Beyond
- Other

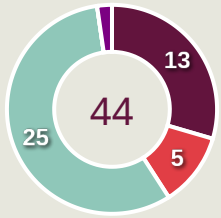

Kick from Hands

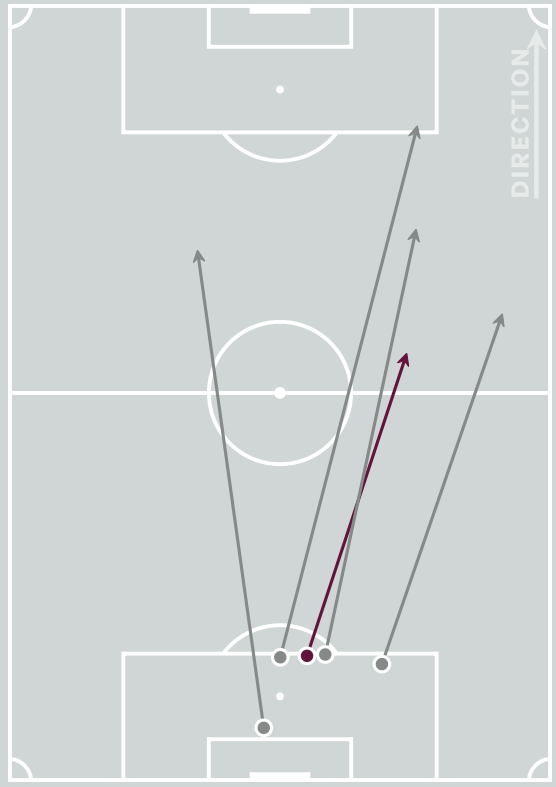

Complete Incomplete

- Side Kick
- From Hands
- Drop Kick



Throw Distribution

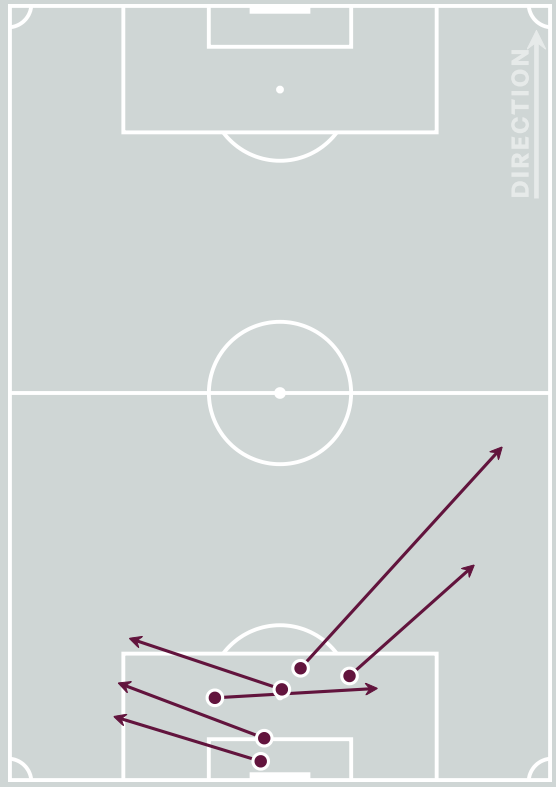

Complete Incomplete

- Over Arm
- Under Arm
- Side Arm
- Chest



Total Distributions

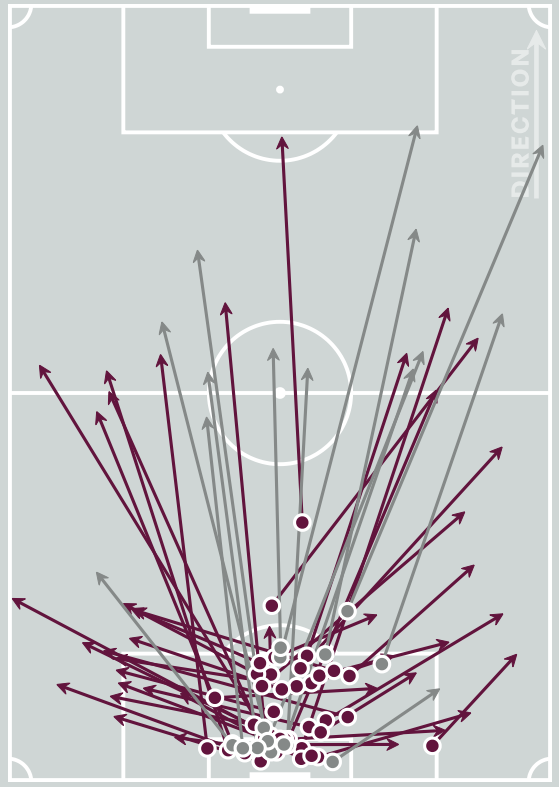

Complete Incomplete

24

Goalkeeper Line Breaks

Goalkeeping Distribution

Ecuador

Kick from Feet

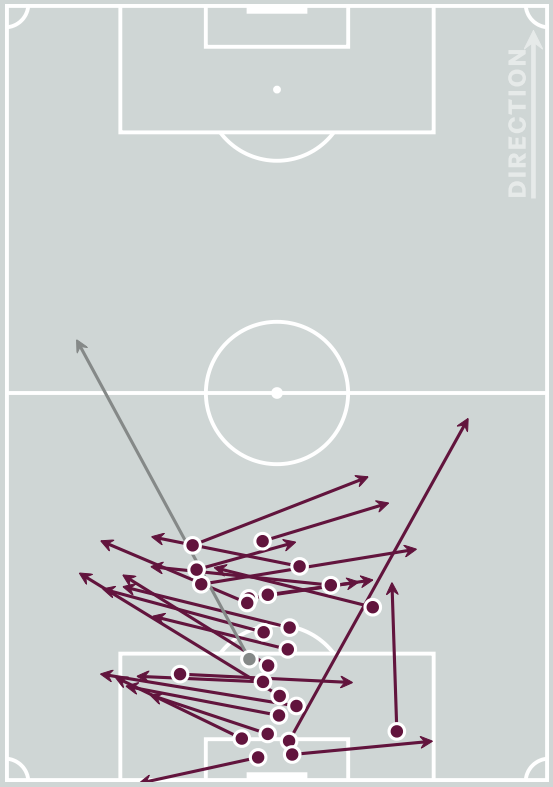

Complete Incomplete

- Play Onto
- Play Into
- Play Around
- Play Through
- Play Beyond
- Other

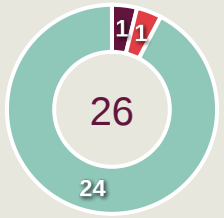

Kick from Hands

Complete Incomplete

- Side Kick
- From Hands
- Drop Kick

0

Throw Distribution

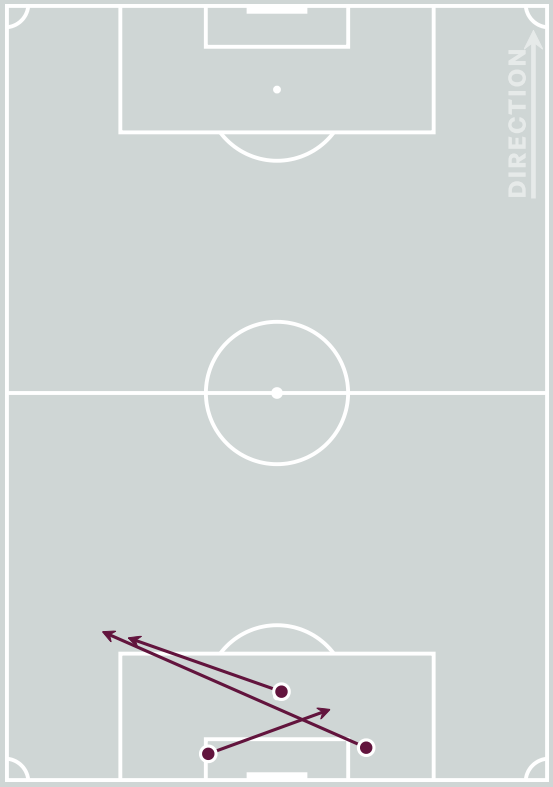

Complete Incomplete

- Over Arm
- Under Arm
- Side Arm
- Chest

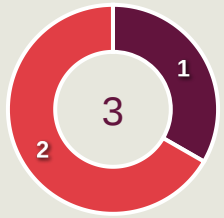

Total Distributions

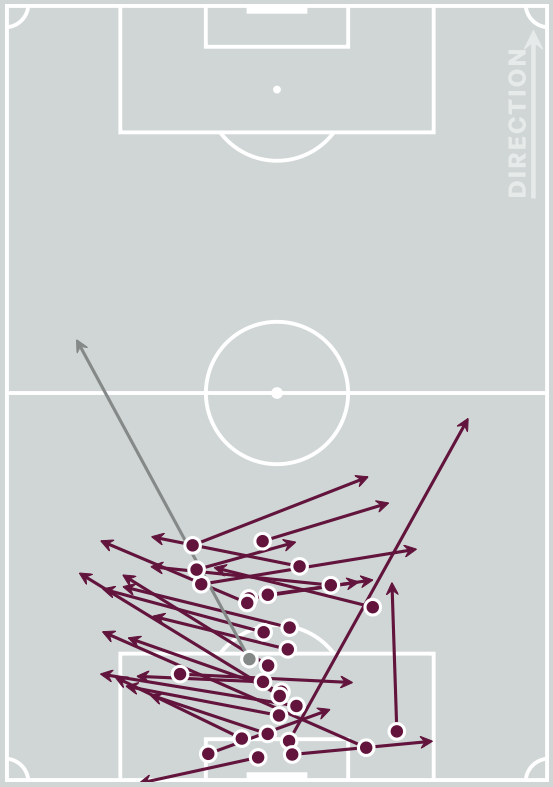

Complete Incomplete

3

Goalkeeper Line Breaks

Goal Prevention

New Caledonia

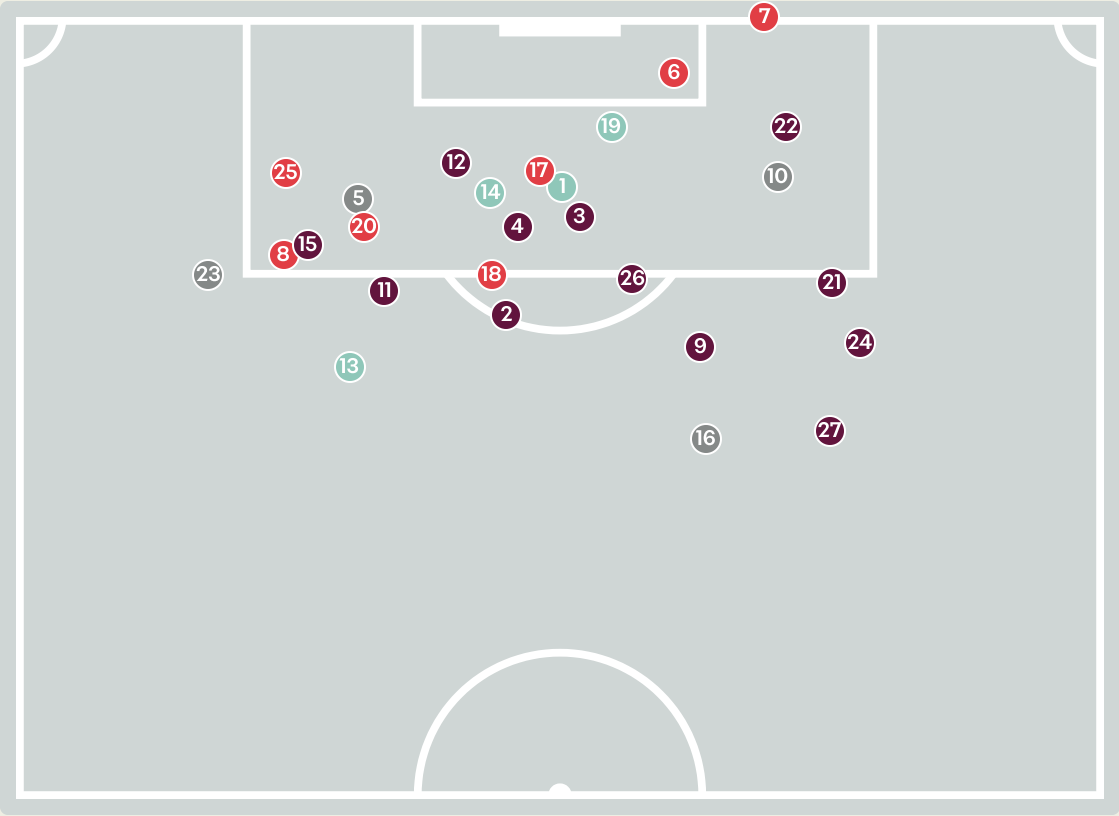

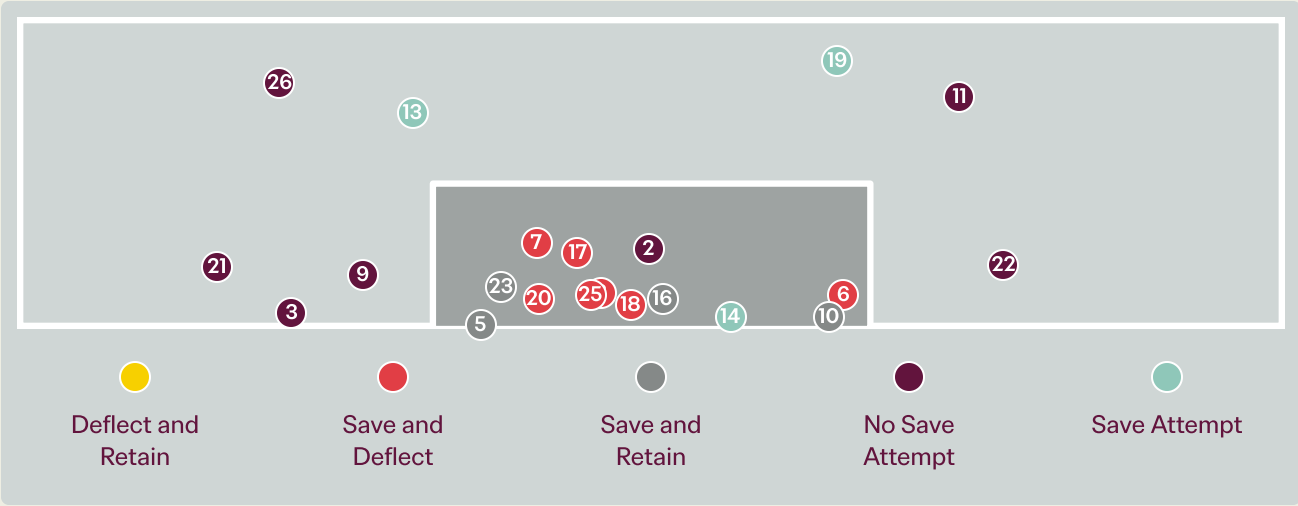

Intervention Type



Intervention Body Type

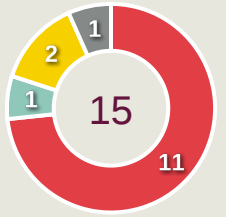

27

Total Attempts on Goal Faced

92

Save %

Total Attempts on Goal Faced	Total Goal Interventions	Save & Retain	Deflect & Retain	Save & Deflect	Save Attempt	No Save Attempt
27	11	4	0	7	4	12

Goal Prevention

Ecuador

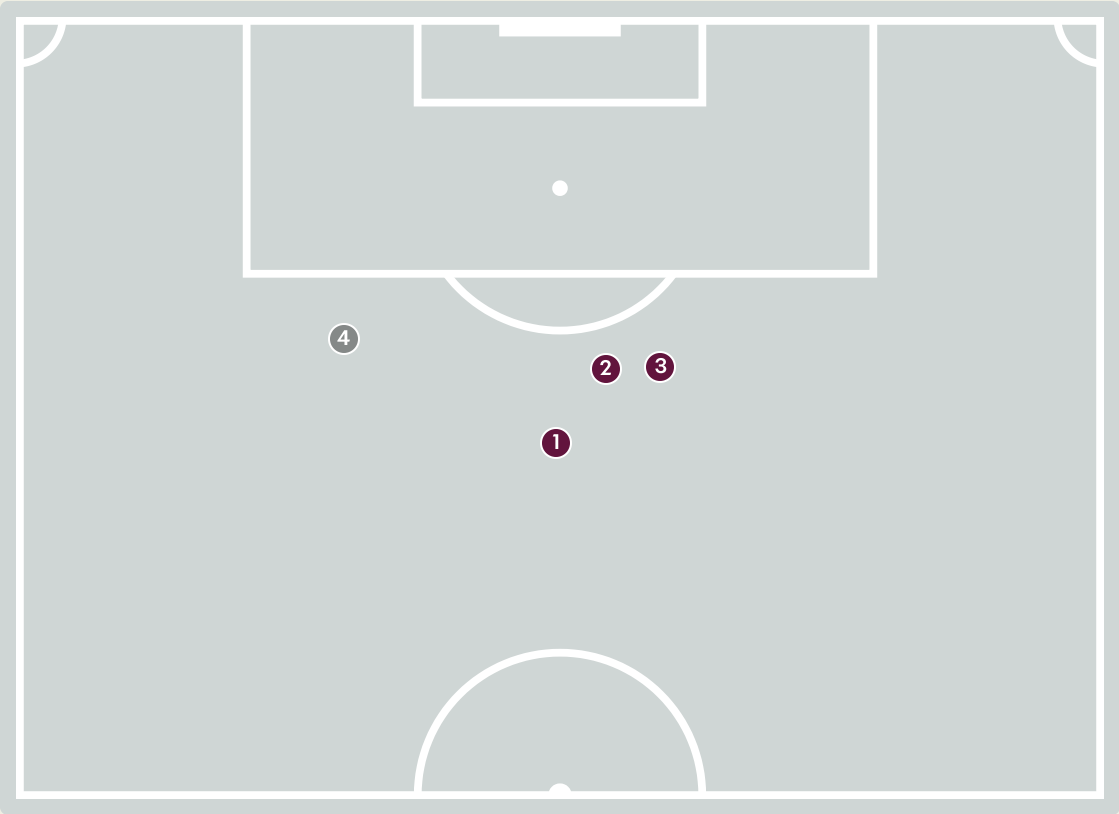

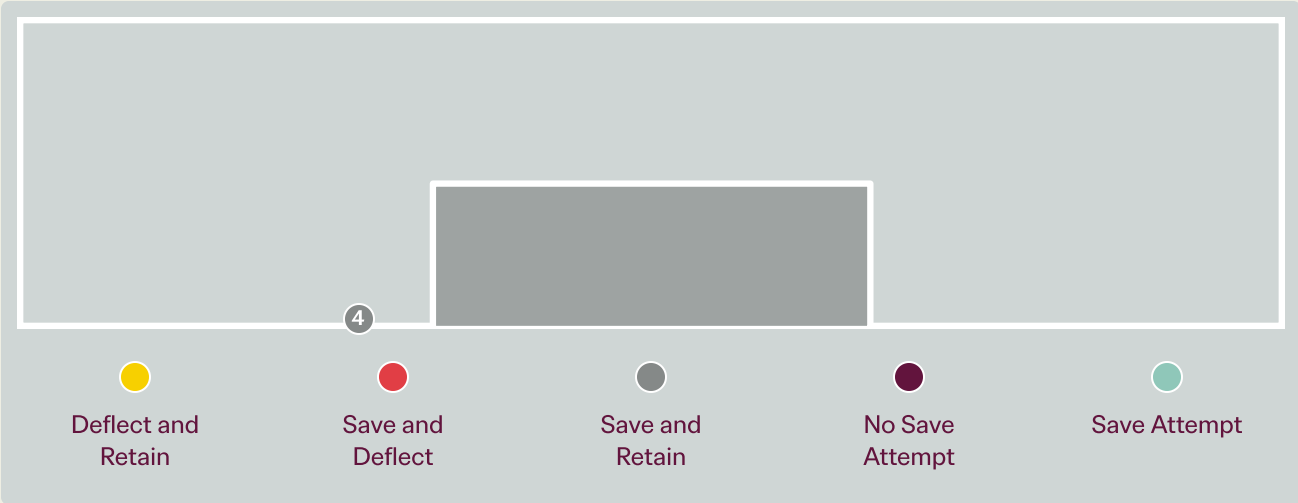

Intervention Type

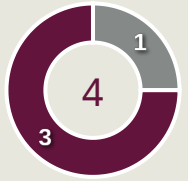

Deflect & Retain · Save & Deflect · Save & Retain · No Save Attempt · Save Attempt

Intervention Body Type

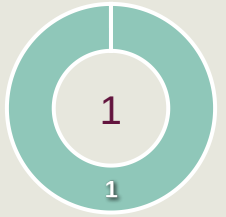

Head · Hands · Upper Body · Lower Body · Feet

Total Attempts on Goal Faced	Total Goal Interventions	Save & Retain	Deflect & Retain	Save & Deflect	Save Attempt	No Save Attempt
4	1	1	0	0	0	3

4

Total Attempts on Goal Faced

0

Save %

Aerial Control

New Caledonia

3
Total Interventions

2	2	0
Complete	Punches	Incomplete

1	1	0
Complete	Claims	Incomplete

0	0	0
Complete	Tipped/Palmed	Incomplete

Crosses Faced



Delivery Types Faced

Total	In Swing	Out Swing	Driven	Lofted	Cutback	Push
38	8	6	5	7	5	7

Aerial Control

Ecuador

5
Total Interventions

1	2	0
Complete	Punches	Incomplete

2	2	0
Complete	Claims	Incomplete

1	1	0
Complete	Tipped/Palmed	Incomplete

Crosses Faced

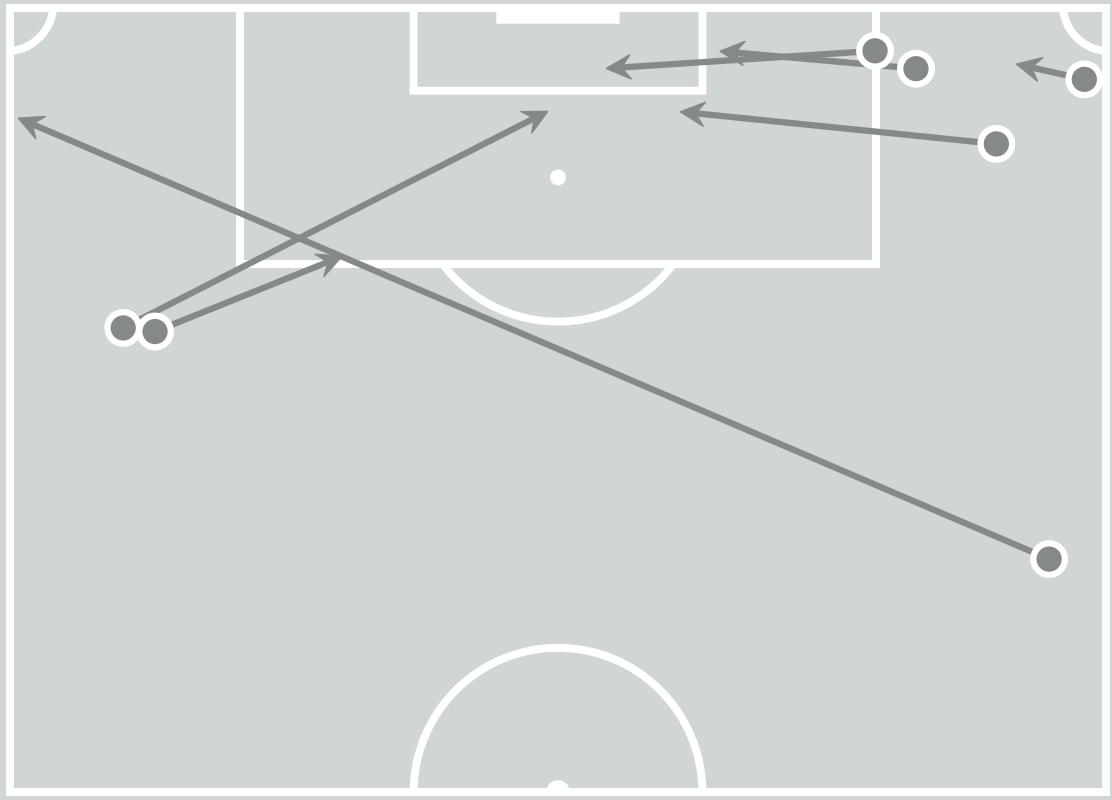

Delivery Types Faced

Total	In Swing	Out Swing	Driven	Lofted	Cutback	Push
9	2	3	1	1	0	2

FIFA U17 WORLD CUP QATAR 2026

SET PLAYS




New Caledonia v Ecuador

Set Plays

New Caledonia

33
Total Set Plays

6
Total Free Kicks

0
Total Penalties

2
Total Corners

25
Total Throw Ins

Free Kicks	
Type	**Total**
Direct	3
Direct (on target)	0
Direct (off target)	0
Indirect	3

Corners			
Delivery Type	**From Left Side**	**From Right Side**	**Total**
Direct to Area	0	2	2
Short	0	0	0
Edge of Penalty Area	0	0	0

Corners	
Delivery Style	**Total**
Inswing	2
Outswing	0
Driven	0
Lofted	0

Set Plays

Ecuador



43
Total Set Plays

4
Total Free Kicks

0
Total Penalties

11
Total Corners

28
Total Throw Ins

Free Kicks	
Type	**Total**
Direct	4
Direct (on target)	0
Direct (off target)	0
Indirect	0

Corners			
Delivery Type	**From Left Side**	**From Right Side**	**Total**
Direct to Area	4	3	7
Short	3	1	4
Edge of Penalty Area	0	0	0

Corners	
Delivery Style	**Total**
Inswing	6
Outswing	1
Driven	0
Lofted	0

INDIVIDUAL DATA IN POSSESSION




New Caledonia v Ecuador

In Possession - Distributions

New Caledonia

#	Player	Passes Attempted	Passes Completed	Pass Completion %	Switches of Play	Crosses Attempted	Crosses Completed	Line Breaks Attempted	Line Breaks Completed	Line Break Completion %	Ball Progressions	Take Ons	Step Ins	Attempts at Goal	Goals
1	Sylvain IPEZE	55	41	75%	0	0	0	24	13	54%	0	0	0	0	0
3	Nestor NYIKEINE	25	10	40%	0	1	0	15	5	33%	2	1	1	0	0
4	Steevy ANDREW	36	31	86%	0	0	0	10	8	80%	0	0	0	0	0
5	Andre MENANGO	33	27	82%	0	0	0	9	6	67%	2	0	2	0	0
7	Lenddy WEDE	2	2	100%	0	0	0	0	0	0%	0	0	0	0	0
8	Ethan DUPUIS	6	2	33%	0	0	0	2	1	50%	0	0	0	0	0
9	Darryl HMALOKO	8	2	25%	0	2	0	5	1	20%	2	2	0	1	0
11	Kylan NEKOENG	25	17	68%	0	2	0	7	2	29%	2	2	0	0	0
12	Yoel ATTAWA	29	24	83%	0	0	0	9	7	78%	4	4	0	0	0
17	Leon SCIENDI	17	11	65%	0	1	0	2	0	0%	0	0	0	1	0
20	Pahaze QAEZE	29	20	69%	0	1	0	9	2	22%	1	1	0	1	0
2	Nino LAGES	7	5	71%	0	0	0	2	1	50%	0	0	0	0	0
10	Hnoija WETEWEA	7	7	100%	1	1	0	3	3	100%	0	0	0	0	0
13	Lilian UNE	6	5	83%	0	0	0	1	1	100%	0	0	0	0	0
14	Pouen WENESSIA	3	3	100%	0	0	0	1	1	100%	0	0	0	1	0
15	Theophile IONE	14	6	43%	0	1	0	4	1	25%	0	0	0	0	0

In Possession - Offers & Receptions

New Caledonia



			Offer movement types						
#	Player	Total Offers	In Front	In Between	Out to In	In to Out	In Behind	No Movement	Offers Received
1	Sylvain IPEZE	4	0	0	0	0	0	4	3
3	Nestor NYIKEINE	7	2	0	0	0	2	3	3
4	Steevy ANDREW	2	1	0	0	0	0	1	2
5	Andre MENANGO	1	1	0	0	0	0	0	1
7	Lenddy WEDE	1	0	0	0	0	0	1	1
8	Ethan DUPUIS	12	2	8	1	0	1	0	2
9	Darryl HMALOKO	14	0	10	0	1	3	0	4
11	Kylan NEKOENG	21	3	4	5	0	6	3	9
12	Yoel ATTAWA	25	9	2	2	0	1	11	8
17	Leon SCIENDI	16	1	6	0	0	9	0	6
20	Pahaze QAEZE	11	3	8	0	0	0	0	5
2	Nino LAGES	2	0	0	0	0	0	2	0
10	Hnoija WETEWEA	4	0	0	0	2	2	0	2
13	Lilian UNE	6	4	1	0	1	0	0	2
14	Pouen WENESSIA	7	0	4	0	0	3	0	1
15	Theophile IONE	19	0	1	0	0	7	11	5

In Possession - Distributions

Ecuador



#	Player	Passes Attempted	Passes Completed	Pass Completion %	Switches of Play	Crosses Attempted	Crosses Completed	Line Breaks Attempted	Line Breaks Completed	Line Break Completion %	Ball Progressions	Take Ons	Step Ins	Attempts at Goal	Goals
12	Mijail VACA	29	28	97%	1	0	0	3	2	67%	0	0	0	0	0
4	Nicolas SOTOMAYOR	61	53	87%	0	3	2	22	19	86%	2	1	1	0	0
5	Nixon AYOVI	41	40	98%	0	1	0	8	8	100%	3	3	0	1	0
6	Jhon CHICA	64	57	89%	1	0	0	17	14	82%	0	0	0	0	0
8	Brayson ZAMORA	46	37	80%	0	2	0	7	4	57%	1	1	0	4	0
9	Jhon GUERRERO	11	7	64%	0	1	1	1	1	100%	1	1	0	4	1
10	Holger QUINTERO	33	28	85%	0	4	1	13	10	77%	7	6	1	4	0
11	Edwin QUINTERO	49	43	88%	0	8	1	22	17	77%	13	12	1	4	0
13	Carlos MEDINA	63	58	92%	2	0	0	10	7	70%	0	0	0	0	0
16	Jordin MINA	63	50	79%	0	3	1	34	27	79%	10	3	7	2	0
20	Luis FRAGOZO	30	26	87%	0	7	3	6	5	83%	2	2	0	3	0
3	Sergio GONZALEZ	3	2	67%	0	1	0	0	0	0%	1	1	0	0	0
7	Johan MARTINEZ	12	10	83%	0	6	2	5	3	60%	7	7	0	2	0
17	Deymar BORJA	0	0	0%	0	0	0	0	0	0%	0	0	0	0	0
18	Jandry CALLE	10	9	90%	0	2	0	1	1	100%	1	1	0	3	0
19	Jose RUBIO	1	1	100%	0	0	0	0	0	0%	0	0	0	0	0

In Possession - Offers & Receptions

Ecuador

			Offer movement types						
#	Player	Total Offers	In Front	In Between	Out to In	In to Out	In Behind	No Movement	Offers Received
12	Mijail VACA	1	0	0	0	0	0	1	0
4	Nicolas SOTOMAYOR	32	10	0	0	1	9	12	11
5	Nixon AYOVI	51	32	8	0	0	0	11	24
6	Jhon CHICA	0	0	0	0	0	0	0	0
8	Brayson ZAMORA	46	12	18	1	2	12	1	17
9	Jhon GUERRERO	40	0	18	1	2	19	0	7
10	Holger QUINTERO	31	0	4	3	0	16	8	13
11	Edwin QUINTERO	24	7	2	0	0	10	5	9
13	Carlos MEDINA	5	0	0	0	0	2	3	0
16	Jordin MINA	45	9	0	0	1	17	18	17
20	Luis FRAGOZO	36	8	4	1	0	17	6	15
3	Sergio GONZALEZ	4	0	0	0	0	2	2	1
7	Johan MARTINEZ	15	1	3	1	0	6	4	8
17	Deymar BORJA	0	0	0	0	0	0	0	0
18	Jandry CALLE	8	1	0	0	1	5	1	3
19	Jose RUBIO	0	0	0	0	0	0	0	0

INDIVIDUAL DATA
OUT OF POSSESSION




New Caledonia v Ecuador

Out of Possession

New Caledonia

#	Player	Tackles Made / Won	Blocks	Interceptions	Pressing Direct	Pressing Indirect	Duels Won - Aerial	Duels Won - Physical	Possession Contests won	Clearances	Loose Ball Receptions	Pushing On	Pushing On into Pressing	Possession Regains	Possession Interrupted
1	Sylvain IPEZE	0 / 0	0	0	0	0	0	0	0	2	3	0	0	13	1
3	Nestor NYIKEINE	13 / 2	6	2	10	17	0	0	3	7	0	28	11	7	7
4	Steevy ANDREW	0 / 0	2	0	0	9	2	0	2	10	4	5	2	2	9
5	Andre MENANGO	1 / 0	3	1	2	4	0	0	1	4	6	9	3	3	4
7	Lenddy WEDE	0 / 0	1	0	2	4	0	0	0	0	1	6	6	0	1
8	Ethan DUPUIS	4 / 0	1	1	9	22	0	0	0	4	2	13	5	4	5
9	Darryl HMALOKO	1 / 0	1	0	6	39	0	0	0	1	3	22	20	0	1
11	Kylan NEKOENG	7 / 1	3	1	9	36	0	0	1	0	9	35	29	3	5
12	Yoel ATTAWA	1 / 1	3	1	3	18	0	0	0	4	3	21	6	3	4
17	Leon SCIENDI	3 / 0	2	1	10	30	0	0	0	1	1	25	20	3	1
20	Pahaze QAEZE	6 / 1	3	2	4	32	0	0	0	3	11	32	14	3	6
2	Nino LAGES	3 / 1	0	0	1	1	0	0	1	0	1	3	0	1	0
10	Hnoija WETEWEA	3 / 0	0	0	1	7	1	0	1	2	2	5	5	1	1
13	Lilian UNE	3 / 0	0	0	2	4	0	0	0	0	2	2	1	0	0
14	Pouen WENESSIA	0 / 0	1	0	0	10	0	0	0	0	1	3	2	0	0
15	Theophile IONE	7 / 2	6	1	9	18	4	0	5	3	1	15	8	7	4

Out of Possession

Ecuador



#	Player	Tackles Made / Won	Blocks	Interceptions	Pressing Direct	Pressing Indirect	Duels Won - Aerial	Duels Won - Physical	Possession Contests won	Clearances	Loose Ball Receptions	Pushing On	Pushing On into Pressing	Possession Regains	Possession Interrupted
12	Mijail VACA	0 / 0	0	0	0	0	0	0	0	0	7	0	0	7	0
4	Nicolas SOTOMAYOR	0 / 0	0	0	3	5	1	0	1	2	9	9	1	0	0
5	Nixon AYOVI	5 / 0	1	0	7	8	7	0	8	3	6	23	6	7	4
6	Jhon CHICA	3 / 0	3	1	1	2	5	0	5	11	6	6	2	6	4
8	Brayson ZAMORA	2 / 1	2	1	5	14	0	0	0	4	5	22	9	3	1
9	Jhon GUERRERO	0 / 0	0	0	4	23	2	0	2	0	2	18	10	0	0
10	Holger QUINTERO	2 / 0	1	0	1	10	0	0	0	0	7	8	5	0	2
11	Edwin QUINTERO	4 / 2	4	0	5	17	0	0	0	0	5	15	11	3	3
13	Carlos MEDINA	0 / 0	1	0	1	0	1	0	1	4	7	4	0	2	2
16	Jordin MINA	1 / 1	3	4	1	3	1	0	1	9	11	14	3	9	7
20	Luis FRAGOZO	3 / 0	0	1	2	5	1	0	1	1	3	7	4	2	2
3	Sergio GONZALEZ	0 / 0	1	2	0	1	0	0	0	1	3	1	1	2	0
7	Johan MARTINEZ	0 / 0	1	0	1	5	0	0	0	0	1	1	1	0	0
17	Deymar BORJA	0 / 0	0	0	0	0	0	0	0	1	0	0	0	0	1
18	Jandry CALLE	0 / 0	1	0	2	10	0	0	0	0	2	10	7	1	0
19	Jose RUBIO	0 / 0	0	0	0	2	0	0	0	0	0	1	0	0	0

INDIVIDUAL DATA
PHYSICAL




New Caledonia v Ecuador

Physical Data

New Caledonia

#	Player	Total Distance (m)	Zone 1: 0-7 km/h (m)	Zone 2: 7-15 km/h (m)	Zone 3: 15-20 km/h (m)	Zone 4: 20-25 km/h (m)	Zone 5: 25+ km/h (m)	High Speed Runs (Zone 3)	Sprints (Zone 4 & 5)	Top Speed (km/h)
1	Sylvain IPEZE	5163.7	3761.4	1243.0	132.3	24.7	2.3	14.0	3.0	25.5
3	Nestor NYIKEINE	9545.7	3340.4	4773.5	993.3	312.2	126.2	94.0	25.0	32.5
4	Steevy ANDREW	9589.6	3616.7	4493.1	1066.1	325.6	88.1	99.0	24.0	29.7
5	Andre MENANGO	9927.4	3615.4	4478.7	1318.1	461.3	54.0	113.0	29.0	28.6
7	Lenddy WEDE	1884.9	734.3	700.3	253.0	123.6	73.7	23.0	12.0	31.3
8	Ethan DUPUIS	9563.1	2636.6	4949.3	1473.8	420.1	83.2	125.0	26.0	30.4
9	Darryl HMALOKO	8592.5	2962.3	3793.3	1302.2	455.8	78.8	122.0	32.0	30.2
11	Kylan NEKOENG	11677.5	3516.4	6390.0	1345.9	333.1	92.0	117.0	28.0	30.3
12	Yoel ATTAWA	10097.8	3427.2	4978.0	1115.7	383.1	193.8	115.0	33.0	28.7
17	Leon SCIENDI	9539.5	3147.1	4603.0	1286.9	401.8	100.8	113.0	31.0	29.9
20	Pahaze QAEZE	11241.8	3406.5	5824.4	1525.2	364.2	121.5	136.0	29.0	28.1
2	Nino LAGES	1455.1	474.6	574.3	229.0	119.4	57.7	18.0	8.0	29.4
10	Hnoija WETEWEA	2486.3	863.7	947.0	411.6	191.6	72.5	38.0	12.0	28.3
13	Lilian UNE	1584.2	469.6	707.8	309.9	69.4	27.4	24.0	5.0	26.9
14	Pouen WENESSIA	2460.9	863.0	1128.2	353.2	116.4	0	34.0	10.0	25.2
15	Theophile IONE	9438.0	2795.5	4407.4	1593.6	549.0	92.5	141.0	40.0	29.9

Physical Data

Ecuador



#	Player	Total Distance (m)	Zone 1: 0-7 km/h (m)	Zone 2: 7-15 km/h (m)	Zone 3: 15-20 km/h (m)	Zone 4: 20-25 km/h (m)	Zone 5: 25+ km/h (m)	High Speed Runs (Zone 3)	Sprints (Zone 4 & 5)	Top Speed (km/h)
12	Mijail VACA	4429.2	3115.5	1196.6	96.1	21.0	0	8.0	2.0	23.3
4	Nicolas SOTOMAYOR	9695.9	3781.3	4130.7	1109.2	452.5	222.1	104.0	41.0	29.4
5	Nixon AYOVI	10446.3	3609.2	5120.2	1346.8	324.8	45.4	128.0	22.0	30.2
6	Jhon CHICA	9167.5	3911.2	4154.8	742.7	233.8	125.1	67.0	18.0	30.4
8	Brayson ZAMORA	10539.7	3316.8	4623.0	1762.4	680.1	157.4	151.0	54.0	29.6
9	Jhon GUERRERO	9159.4	3942.5	3704.7	912.8	462.3	137.1	77.0	34.0	33.4
10	Holger QUINTERO	6427.7	2736.6	2226.0	689.4	558.8	217.0	61.0	43.0	33.6
11	Edwin QUINTERO	8683.1	3406.7	3416.8	1149.9	530.9	178.8	106.0	39.0	30.5
13	Carlos MEDINA	9246.4	3924.3	4182.6	791.4	309.0	39.2	74.0	15.0	29.3
16	Jordin MINA	9773.1	3542.1	3974.7	1353.1	593.7	309.6	121.0	52.0	33.0
20	Luis FRAGOZO	6948.7	2670.8	2894.9	796.7	342.4	244.0	82.0	30.0	32.7
3	Sergio GONZALEZ	879.8	336.3	335.7	129.0	54.9	23.8	12.0	5.0	27.9
7	Johan MARTINEZ	3263.5	1185.5	1245.4	483.7	250.5	98.5	46.0	19.0	33.2
17	Deymar BORJA	272.9	52.0	89.9	66.8	64.1	0	7.0	5.0	24.2
18	Jandry CALLE	3140.2	1130.8	1338.9	375.7	216.5	78.3	38.0	16.0	31.6
19	Jose RUBIO	1034.2	285.7	453.6	208.6	72.8	13.6	20.0	6.0	26.0


FIFA
U17
WORLD CUP
QATAR 2026