FIFA U17 WORLD CUP QATAR 2026

POST MATCH SUMMARY REPORT

Egypt 1 - 2 Greece

Group A - Match 2
19 November 2026
19:00 Kick Off
Aspire Zone - Pitch 7 - Mansour Muftah

19 November 2026 - Aspire Zone - Pitch 7 - Mansour Muftah - 19:00

Match Summary - Teams

Egypt

1 – 2

Greece

STARTING

16	GK	MALEK AMR	
2	DF	MOHAMED DEIZL	
3	DF	ADAM YOUSSEF	
5	FW	EZZAT MOHAMED	↓ 67'
6	DF	ADEL ALAA	95'
7	FW	MOHAMED GAMAL	↓ 88'
8	MF	AHMED BESHIR	
9	FW	ADHAM HASSEIB	↓ 45'
10	FW	AHMED SAFWAT	↓ 88'
11	FW	DANIEL TAMER	7' 23'
15	MF	OMAR ABDELRAHIM	↓ 67'

SUBSTITUTES

1	GK	MOHAMED EBIED	
4	GK	ABDELAZIZ MAHMOUD	
12	DF	AMIER HASSAN	
13	FW	ABDELAZIZ EVONA	
14	FW	ZIAD SOUIDI	↑ 67' ⚽ 71'
17	FW	KHALED ABOUELROKAB	↑ 88'
18	FW	SAIF KARIM	
19	FW	KHALED MOKHTAR	↑ 88'
20	FW	AMIR ABOUELEZZ	↑ 67'
21	MF	YOUSEF ABDULLAH	↑ 45'

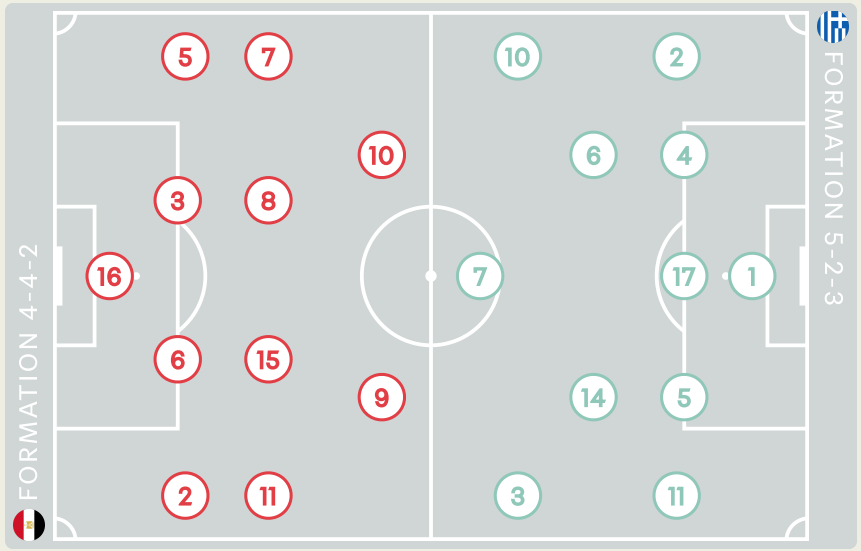

STARTING

Christos GEITONAS	GK	1	
↓ 90+1' Georgios SIOZIOS	DF	2	
⚽ 62' Konstantinos KARANGELIS	DF	3	
92' Vasileios LAVDAS	DF	4	
Athanasios FILIPPIADIS	DF	5	
Panagiotis BINIARIS	MF	6	
↓ 85' Iason NEMPIS	FW	7	
↓ 45' Ioannis KOSTOGLOU	FW	10	
↓ 75' Nikolaos CHALDEZOS	DF	11	
↓ 74' Giannis NETO	MF	14	
Stefanos TSIGKAS	DF	17	

SUBSTITUTES

Georgios NIKOLAIDIS	GK	12	
Vasileios BRANIS	GK	13	
↑ 85' Konstantinos PAPADAKIS	MF	8	
⚽ 54' ↑ 45' Konstantinos SOUVLATZIS	FW	9	
↑ 90+1' Andreas POULOPOULOS	DF	15	
↑ 75' Leonidas VASSILIADIS	FW	16	
Argyrios ARGYRIOU	FW	18	
Ioannis PSYROUKIS	DF	19	
↑ 74' Sarafianos PAPASARAFIANOS	MF	20	
Alexios BAIRAMIDIS	FW	21	

Distribution in the Final Third

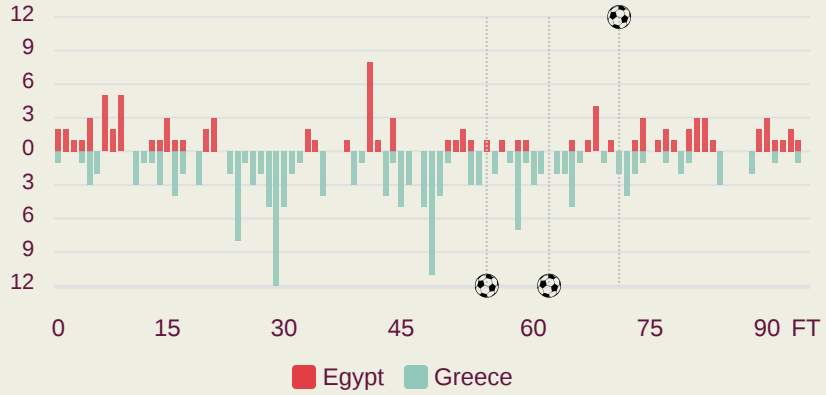

19 November 2026 - Aspire Zone - Pitch 7 - Mansour Muftah - 19:00

Match Summary - Key Statistics



Egypt

1 — 2

Greece



Possession

Total	34.9% / 10.1% / 55%	Total
1	Goals	2
0.24	xG (Expected Goals)	1.1
5 (2)	Attempts at Goal (On Target)	16 (5)
308 (231)	Total Passes (Complete)	475 (420)
75 %	Pass Completion %	88 %
50	Completed Line Breaks	82
8	Defensive Line Breaks	15
61	Receptions in the Final Third	139
13	Crosses	23
36	Ball Progressions	31
274 (70)	Defensive Pressures Applied (Direct Pressures)	185 (55)
39	Forced Turnovers	38
66	Second Balls	74
102.7 km	Total Distance Covered	111.1 km
5.1 km	Zone 4 – Low Speed Sprinting: 20-25 km/h	5.3 km

19 November 2026 - Aspire Zone - Pitch 7 - Mansour Muftah - 19:00

Egypt

Phases of Play

Greece

IN POSSESSION

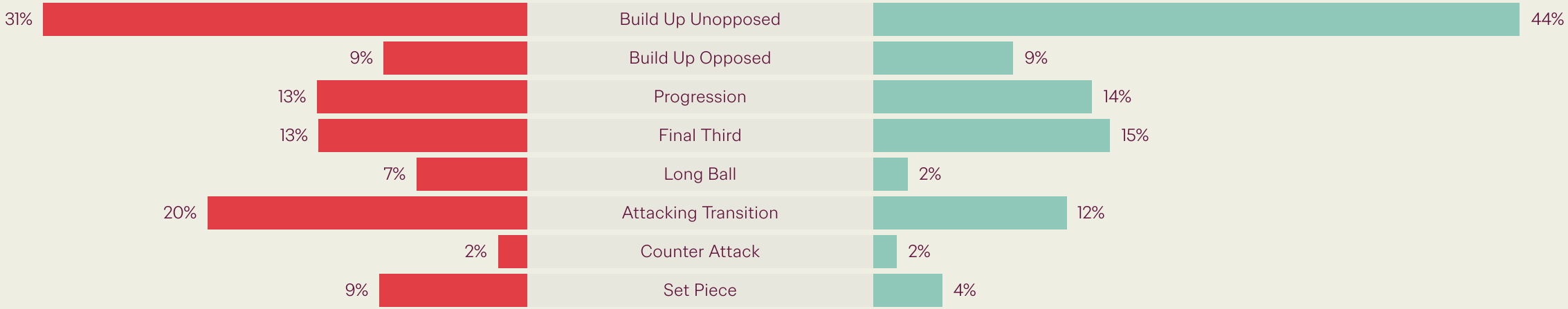

OUT OF POSSESSION

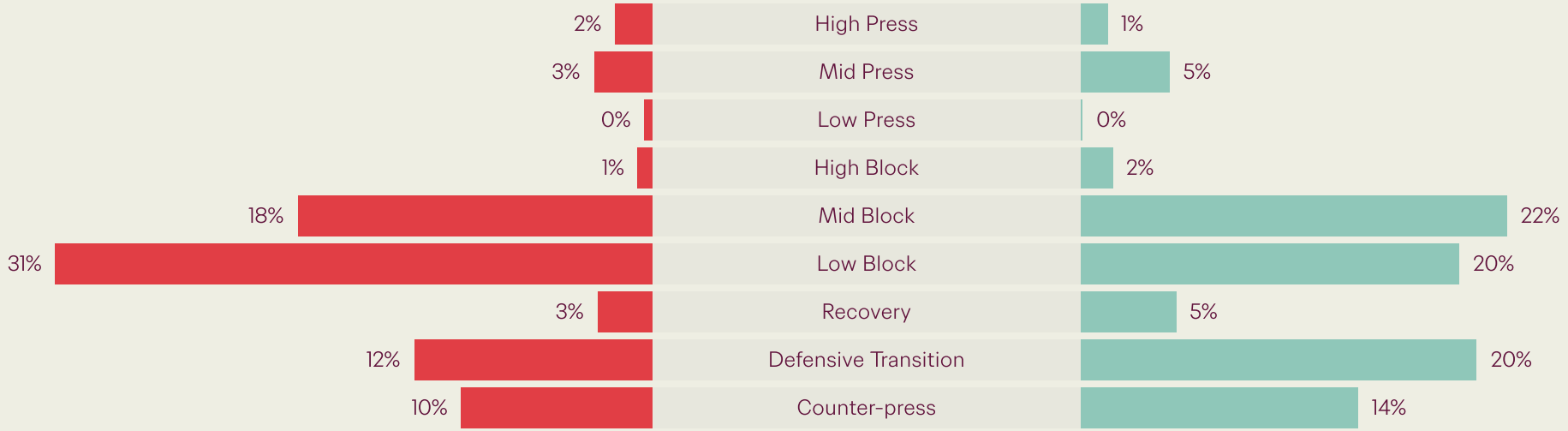

FIFA U17 WORLD CUP QATAR 2026

IN POSSESSION




Egypt v Greece

In Possession Line Height & Team Length

Egypt

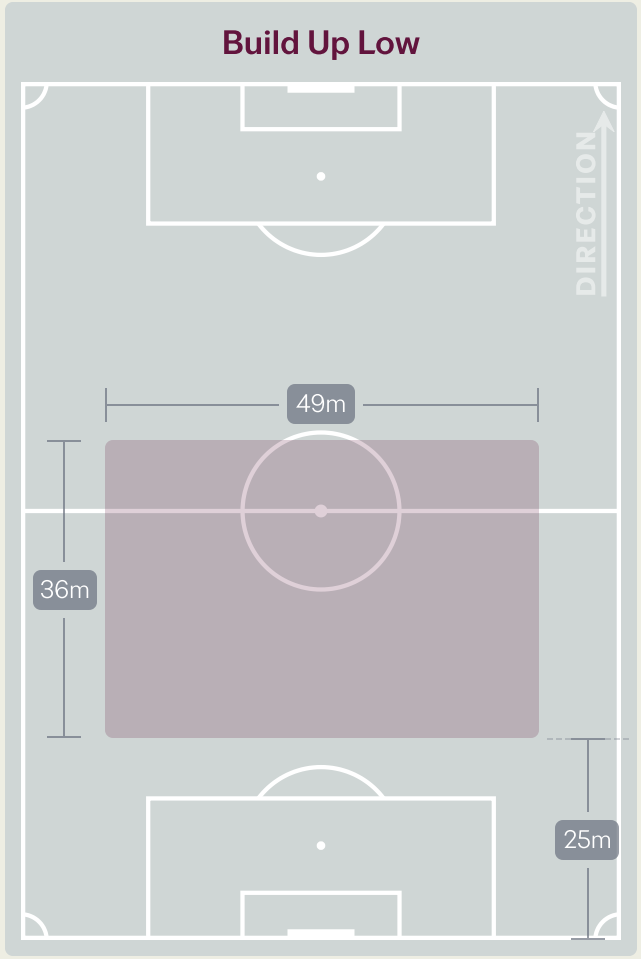

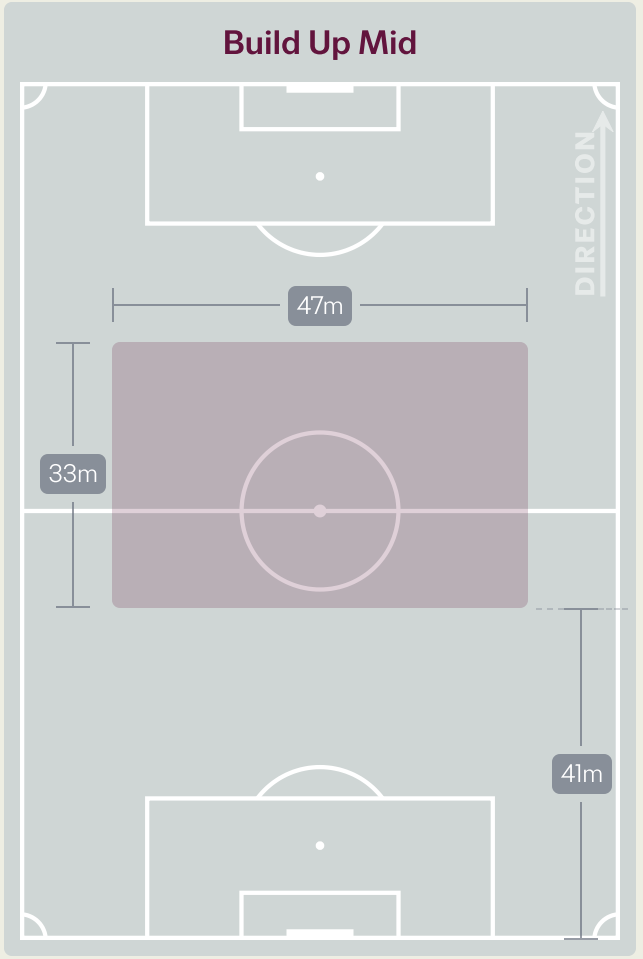

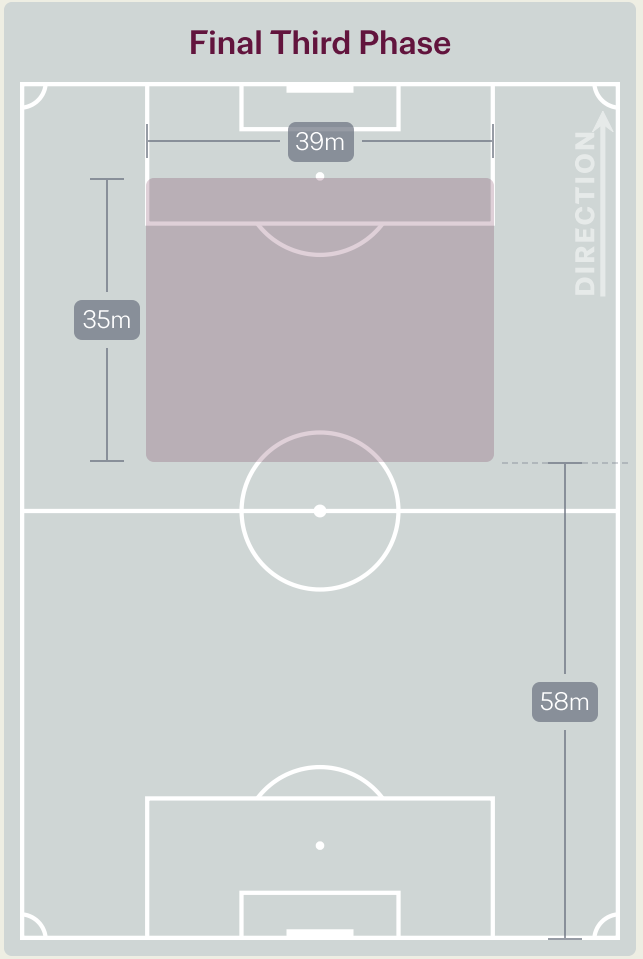

In Possession Line Height & Team Length

Greece

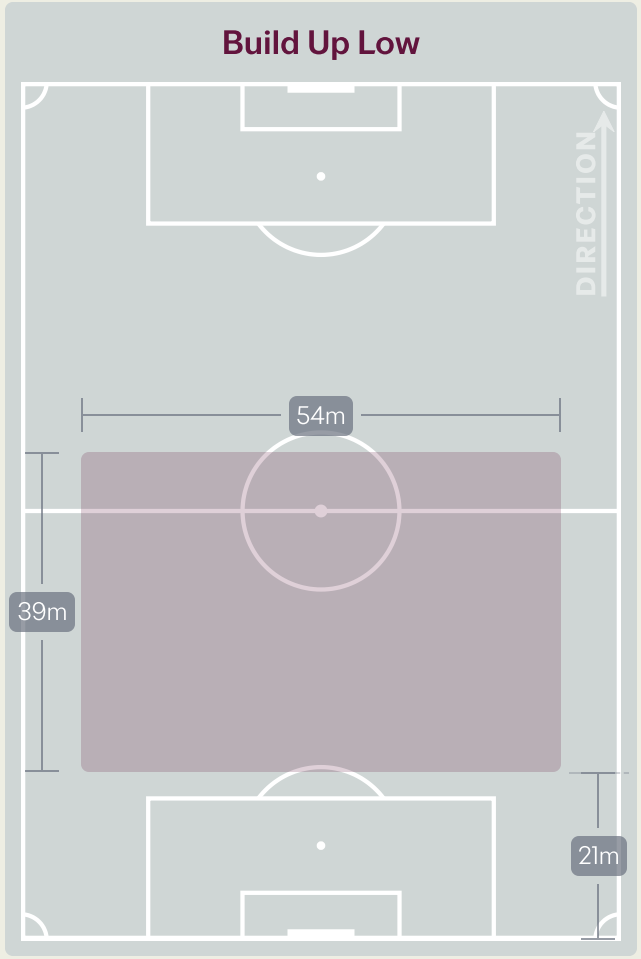

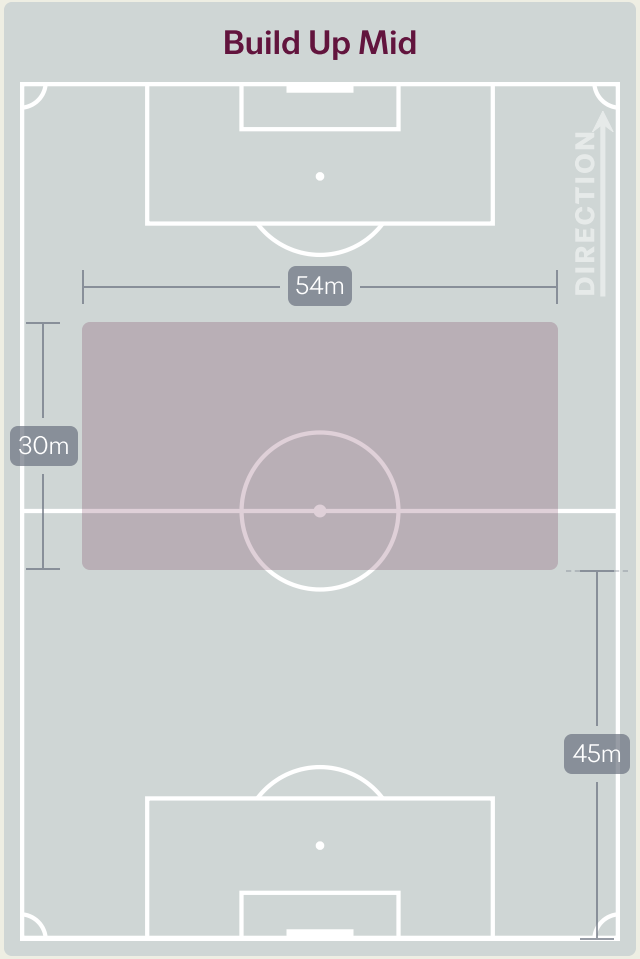

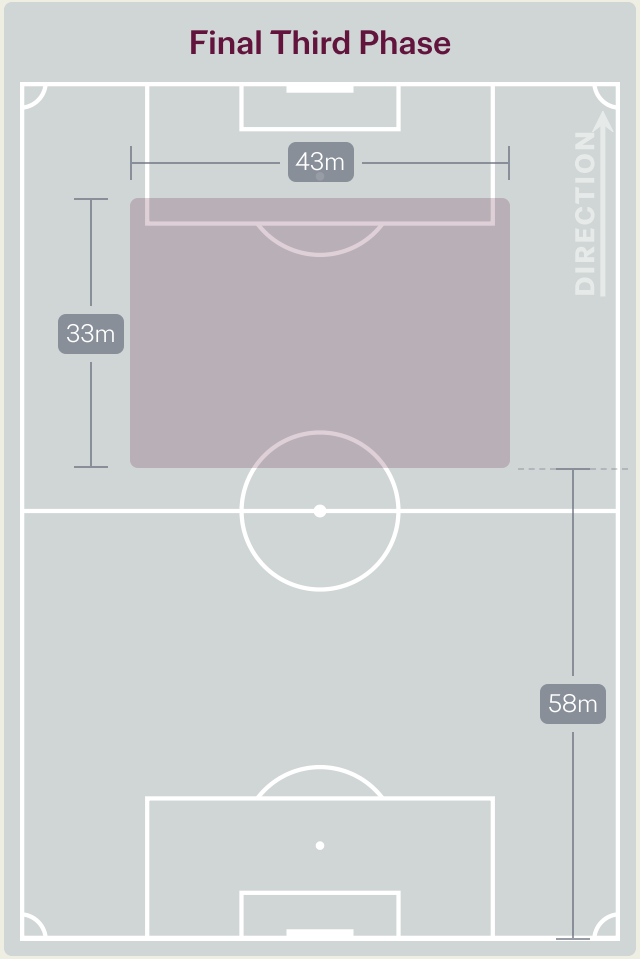

Line Breaks

Egypt

Attempted Line Breaks
110

16	8
Attempted	Complete

32	22
Attempted	Complete

62	20
Attempted	Complete

4 Units

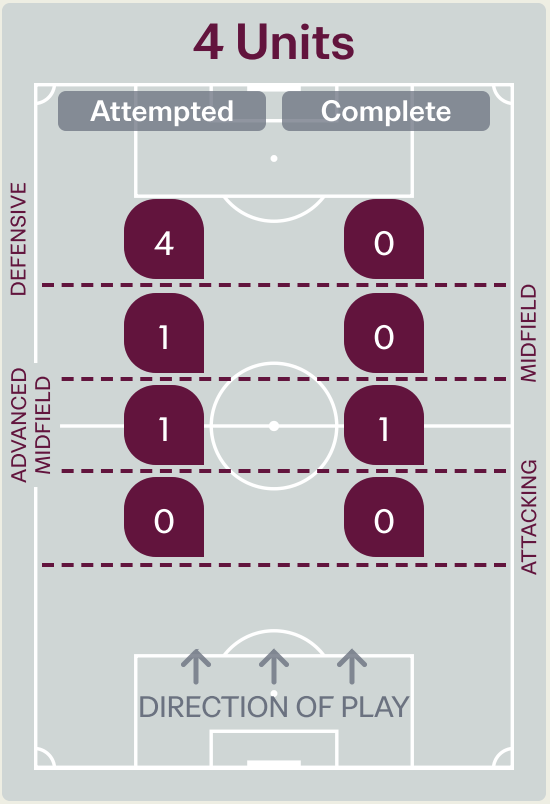

Attempted Line Breaks	6
Inside Shape	5
Outside Shape	1

3 Units

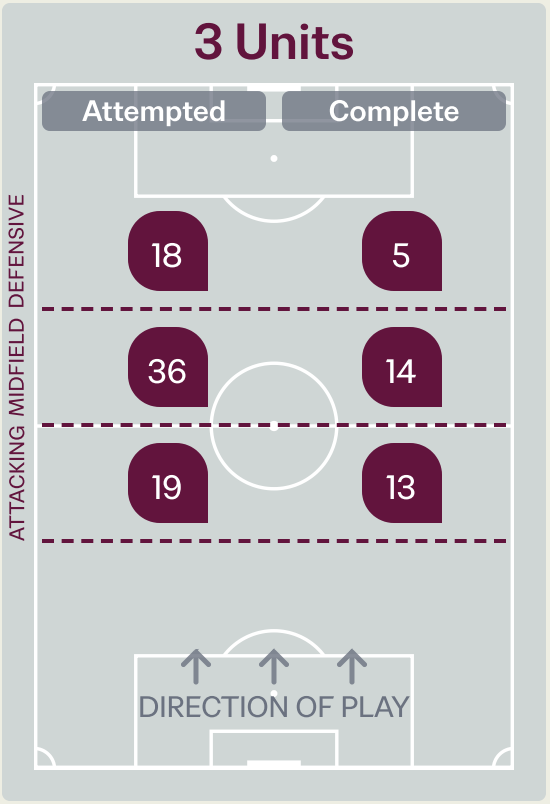

Attempted Line Breaks	73
Inside Shape	50
Outside Shape	23

2 Units

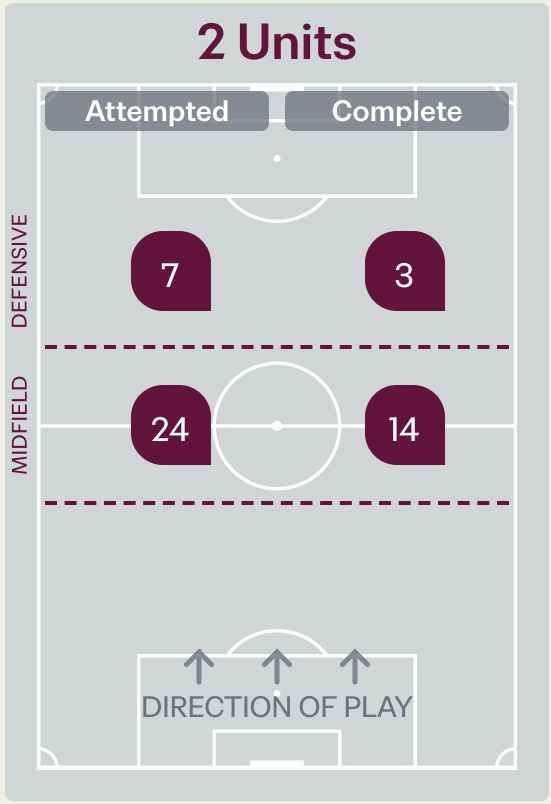

Attempted Line Breaks	31
Inside Shape	22
Outside Shape	9

Line Breaks

Greece

Attempted Line Breaks
119

42	33
Attempted	Complete

43	34
Attempted	Complete

34	15
Attempted	Complete

4 Units

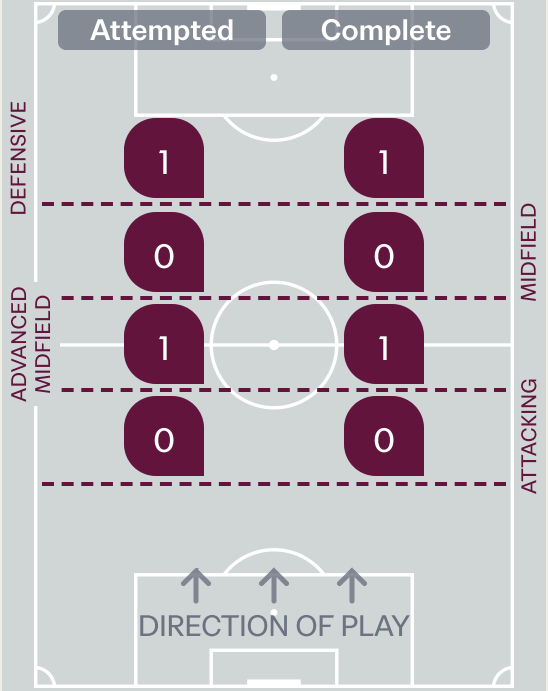

Attempted Line Breaks	2
Inside Shape	0
Outside Shape	2

3 Units

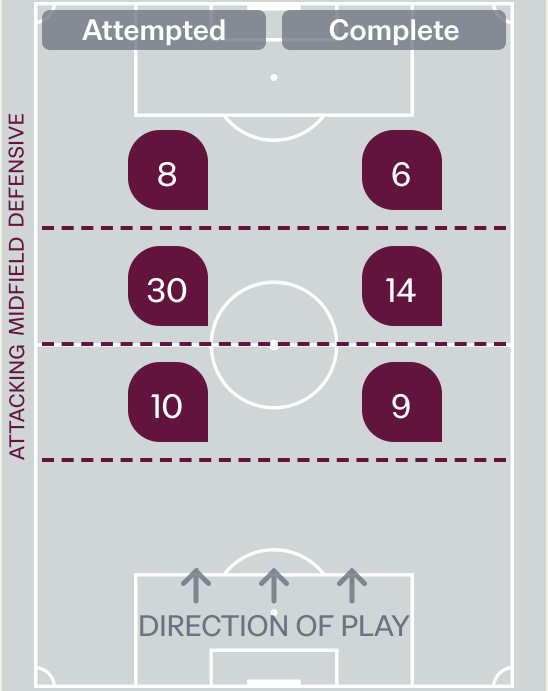

Attempted Line Breaks	48
Inside Shape	30
Outside Shape	18

2 Units

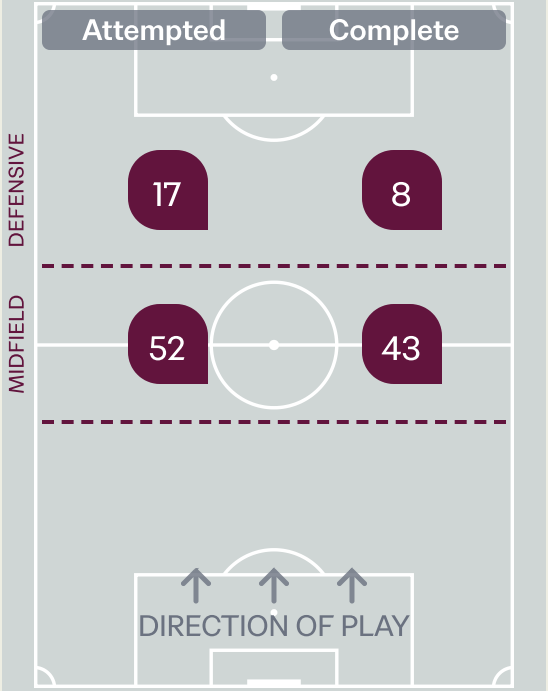

Attempted Line Breaks	69
Inside Shape	35
Outside Shape	34

Line Breaks

Egypt



					4 Units				3 Units			2 Units		Direction			Distribution Type		
#	Player	Line Breaks Attempted	Line Breaks Completed	Line Break Completion %	Attacking Line	Attacking Midfield Line	Midfield Line	Defensive Line	Attacking Line	Midfield Line	Defensive Line	Midfield Line	Defensive Line	Through	Around	Over	Pass	Cross	Ball Progression
16	MALEK AMR	21	4	19%	0	0	1	0	6	9	1	4	0	1	0	20	21	0	0
2	MOHAMED DEIZL	17	8	47%	0	0	0	0	2	5	0	8	2	2	5	10	15	1	1
3	ADAM YOUSSEF	9	4	44%	0	0	0	0	1	2	4	2	0	0	1	8	9	0	0
5	EZZAT MOHAMED	9	5	56%	0	0	0	1	4	2	0	1	1	0	5	4	8	1	0
6	ADEL ALAA	4	2	50%	0	0	0	0	0	1	1	2	0	2	1	1	3	0	1
7	MOHAMED GAMAL	12	8	67%	0	1	0	0	1	5	2	1	2	2	4	6	10	2	0
8	AHMED BESHIR	7	6	86%	0	0	0	0	2	5	0	0	0	2	3	2	5	0	2
9	ADHAM HASSEIB	2	1	50%	0	0	0	0	0	1	1	0	0	1	0	1	2	0	0
10	AHMED SAFWAT	11	6	55%	0	0	0	2	1	2	2	3	1	2	4	5	9	0	2
11	DANIEL TAMER	2	0	0%	0	0	0	0	0	1	1	0	0	1	1	0	2	0	0
15	OMAR ABDELRAHIM	4	1	25%	0	0	0	0	2	1	1	0	0	0	3	1	3	0	1
14	ZIAD SOUIDI	5	3	60%	0	0	0	1	0	1	2	1	0	2	2	1	0	0	5
17	KHALED ABOUELROKAB	1	0	0%	0	0	0	0	0	0	1	0	0	0	0	1	1	0	0
19	KHALED MOKHTAR	1	0	0%	0	0	0	0	0	0	1	0	0	0	0	1	1	0	0
20	AMIR ABOUELEZZ	1	0	0%	0	0	0	0	0	0	0	1	0	1	0	0	1	0	0
21	YOUSEF ABDULLAH	4	2	50%	0	0	0	0	0	1	1	1	1	0	3	1	2	0	2

Line Breaks

Greece

					4 Units				3 Units			2 Units		Direction			Distribution Type		
#	Player	Line Breaks Attempted	Line Breaks Completed	Line Break Completion %	Attacking Line	Attacking Midfield Line	Midfield Line	Defensive Line	Attacking Line	Midfield Line	Defensive Line	Midfield Line	Defensive Line	Through	Around	Over	Pass	Cross	Ball Progression
1	Christos GEITONAS	11	4	36%	0	1	0	0	2	7	0	1	0	1	1	9	11	0	0
2	Georgios SIOZIOS	9	6	67%	0	0	0	0	1	1	1	6	0	3	3	3	9	0	0
3	Konstantinos KARANGELIS	11	9	82%	0	0	0	0	0	3	3	2	3	7	3	1	7	1	3
4	Vasileios LAVDAS	20	17	85%	0	0	0	0	0	3	0	14	3	3	11	6	17	1	2
5	Athanasios FILIPPIADIS	14	10	71%	0	0	0	1	2	3	1	5	2	4	4	6	13	0	1
6	Panagiotis BINIARIS	9	5	56%	0	0	0	0	0	2	1	6	0	4	3	2	9	0	0
7	Iason NEMPIS	5	3	60%	0	0	0	0	0	2	0	3	0	2	3	0	4	0	1
10	Ioannis KOSTOGLOU	2	1	50%	0	0	0	0	0	0	0	1	1	0	2	0	1	1	0
11	Nikolaos CHALDEZOS	12	9	75%	0	0	0	0	1	2	2	4	3	5	4	3	8	1	3
14	Giannis NETO	11	7	64%	0	0	0	0	0	3	0	5	3	6	3	2	9	1	1
17	Stefanos TSIGKAS	11	9	82%	0	0	0	0	4	2	0	4	1	6	3	2	11	0	0
8	Konstantinos PAPADAKIS	0	0	0%	0	0	0	0	0	0	0	0	0	0	0	0	0	0	0
9	Konstantinos SOUVLATZIS	2	1	50%	0	0	0	0	0	0	0	1	1	1	1	0	2	0	0
15	Andreas POULOPOULOS	0	0	0%	0	0	0	0	0	0	0	0	0	0	0	0	0	0	0
16	Leonidas VASSILIADIS	1	1	100%	0	0	0	0	0	1	0	0	0	0	1	0	1	0	0
20	Sarafianos PAPASARAFIANOS	1	0	0%	0	0	0	0	0	1	0	0	0	0	1	0	0	0	1

Passing Networks

Egypt



#	Passes From ↓ to →	MALEK AMR	MOHAMED DEIZL	ADAM YOUSSEF	EZZAT MOHAMED	ADEL ALAA	MOHAMED GAMAL	AHMED BESHIR	ADHAM HASSEIB	AHMED SAFWAT	DANIEL TAMER	OMAR ABDELRAHIM	ZIAD SOUIDI	KHALED ABOUELROKAB	KHALED MOKHTAR	AMIR ABOUELEZZ	YOUSEF ABDULLAH
16	MALEK AMR		0	10	0	0	0	1	0	1	0	0	0	0	0	0	1
2	MOHAMED DEIZL	2		4	1	1	0	1	0	3	0	1	1	0	0	0	1
3	ADAM YOUSSEF	6	3		14	8	4	1	1	8	0	1	1	0	0	0	0
5	EZZAT MOHAMED	0	1	6		0	6	2	0	6	0	3	0	0	0	0	0
6	ADEL ALAA	2	5	5	0		0	0	0	3	2	0	1	0	0	0	1
7	MOHAMED GAMAL	0	1	3	2	0		3	0	5	0	1	4	0	0	0	1
8	AHMED BESHIR	0	0	4	1	0	5		0	3	0	3	0	0	0	1	2
9	ADHAM HASSEIB	1	1	0	0	0	1	0		1	0	0	0	0	0	0	0
10	AHMED SAFWAT	1	2	6	4	5	6	0	0		2	0	2	0	0	0	0
11	DANIEL TAMER	0	1	0	0	0	0	0	0	3		1	0	0	0	0	0
15	OMAR ABDELRAHIM	0	1	2	3	0	0	2	0	0	1		0	0	0	0	0
14	ZIAD SOUIDI	1	1	0	0	0	1	0	0	1	0	0		0	0	1	0
17	KHALED ABOUELROKAB	0	0	0	0	0	0	0	0	0	0	0	0		0	0	0
19	KHALED MOKHTAR	0	0	0	0	0	0	0	0	0	0	0	0	1		0	1
20	AMIR ABOUELEZZ	0	0	0	0	0	1	0	0	0	0	0	0	0	0		0
21	YOUSEF ABDULLAH	0	0	1	0	0	0	0	0	0	0	0	0	0	1	0	

Top 5 Player to Player Passers		
Player	Passed To	% of Total Team Passes
ADAM YOUSSEF	EZZAT MOHAMED	6.6%
MALEK AMR	ADAM YOUSSEF	4.7%
ADAM YOUSSEF	ADEL ALAA	3.8%
ADAM YOUSSEF	AHMED SAFWAT	3.8%
ADAM YOUSSEF	MALEK AMR	2.8%

Passing Networks

Greece



#	Passes From ↓ to →	Christos GEITONAS	Georgios SIOZIOS	Konstantinos KARANGELIS	Vasileios LAVDAS	Athanasios FILIPPIADIS	Panagiotis BINIARIS	Iason NEMPIS	Ioannis KOSTOGLOU	Nikolaos CHALDEZOS	Giannis NETO	Stefanos TSIGKAS	Konstantinos PAPADAKIS	Konstantinos SOUVLATZIS	Andreas POULOPOULOS	Leonidas VASSILIADIS	Sarafianos PAPASARAFIANOS
1	Christos GEITONAS		0	0	6	8	0	0	1	0	0	3	0	0	0	0	0
2	Georgios SIOZIOS	0		2	9	0	10	3	1	0	1	5	0	1	0	1	0
3	Konstantinos KARANGELIS	0	1		1	5	0	3	0	2	0	0	0	2	0	0	0
4	Vasileios LAVDAS	5	16	0		2	8	3	0	4	4	23	0	1	0	1	0
5	Athanasios FILIPPIADIS	5	1	4	9		6	2	0	4	4	17	0	1	0	0	0
6	Panagiotis BINIARIS	0	10	4	13	9		3	0	2	6	10	0	2	0	0	0
7	Iason NEMPIS	0	3	2	1	0	5		1	1	4	1	0	1	0	0	0
10	Ioannis KOSTOGLOU	1	0	1	1	1	2	2		0	3	2	0	0	0	0	0
11	Nikolaos CHALDEZOS	0	0	6	0	6	1	0	2		1	0	0	1	0	0	0
14	Giannis NETO	0	2	1	3	7	4	3	0	7		2	0	0	0	0	0
17	Stefanos TSIGKAS	0	5	1	18	12	16	1	6	0	7		0	0	0	0	0
8	Konstantinos PAPADAKIS	0	0	0	0	0	0	0	0	0	0	0		0	0	0	0
9	Konstantinos SOUVLATZIS	0	0	2	0	0	2	1	0	2	2	0	0		0	0	1
15	Andreas POULOPOULOS	0	0	0	0	0	0	0	0	0	0	0	0	0		0	0
16	Leonidas VASSILIADIS	0	0	0	0	0	0	0	0	0	0	0	0	1	0		0
20	Sarafianos PAPASARAFIANOS	0	0	1	0	1	0	1	0	0	0	0	0	0	0	0	

Top 5 Player to Player Passers		
Player	Passed To	% of Total Team Passes
Vasileios LAVDAS	Stefanos TSIGKAS	5.7%
Stefanos TSIGKAS	Vasileios LAVDAS	4.5%
Athanasios FILIPPIADIS	Stefanos TSIGKAS	4.2%
Vasileios LAVDAS	Georgios SIOZIOS	4%
Stefanos TSIGKAS	Panagiotis BINIARIS	4%

Attempts at Goal

Egypt

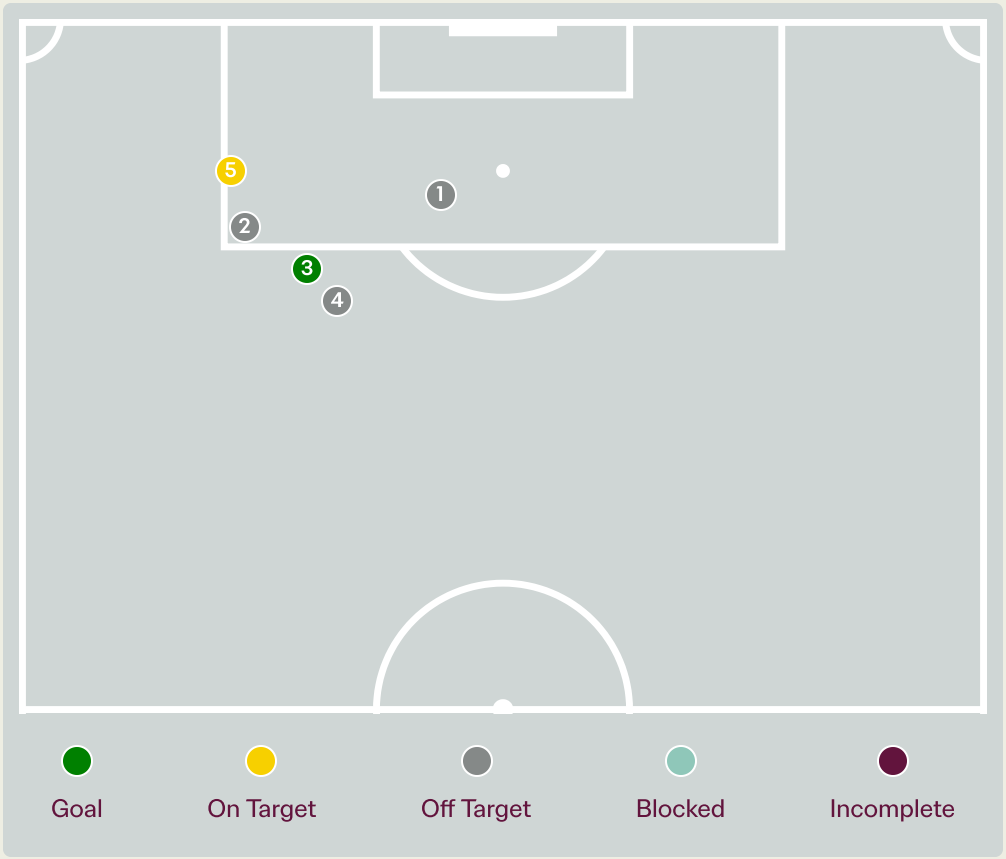



Key	Outcome	Shots
	Goals	1
	On Target	1
	Off Target	3
	Blocked	0
	Incomplete	0

Attempts at Goal

Egypt



Time	Player	Outcome	Body Part	Delivery Type
44	9 ADHAM HASSEIB	Off Target	Head	Cross
68	7 MOHAMED GAMAL	Off Target	Left Foot	Pass
70	14 ZIAD SOUIDI	On Target - Goal	Right Foot	Ball Progression
81	14 ZIAD SOUIDI	Off Target	Right Foot	Ball Progression
91	14 ZIAD SOUIDI	On Target - Saved	Right Foot	Cross

Attempts at Goal

Greece

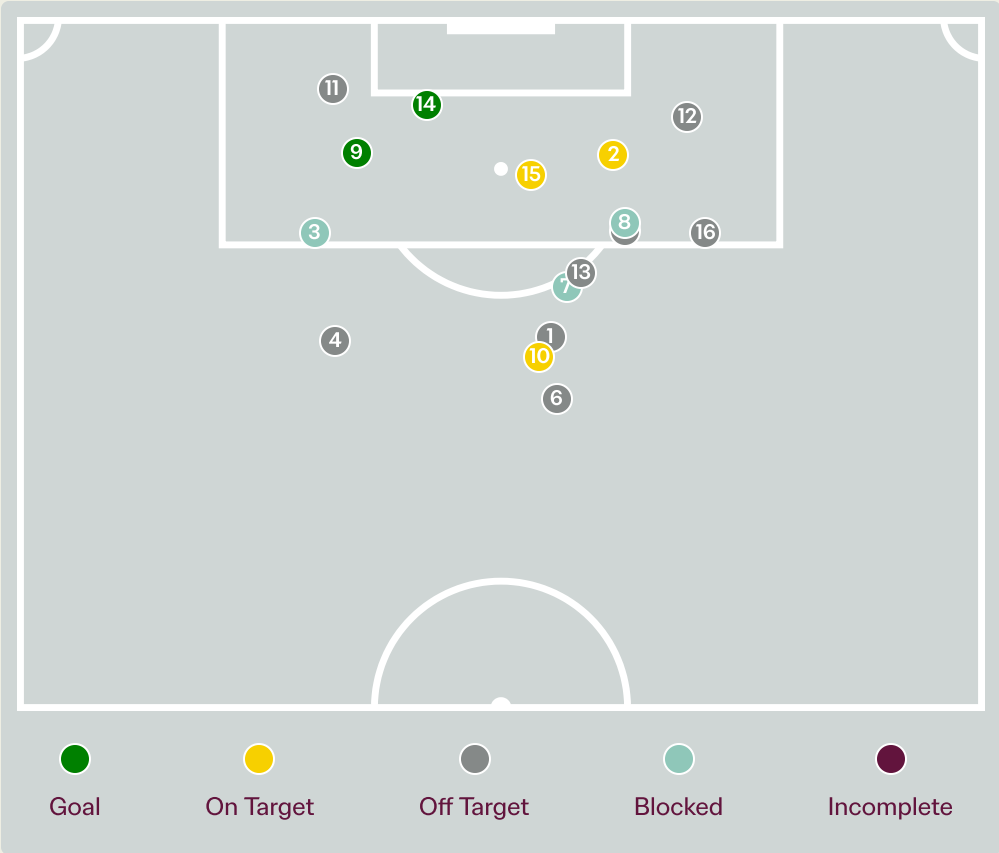

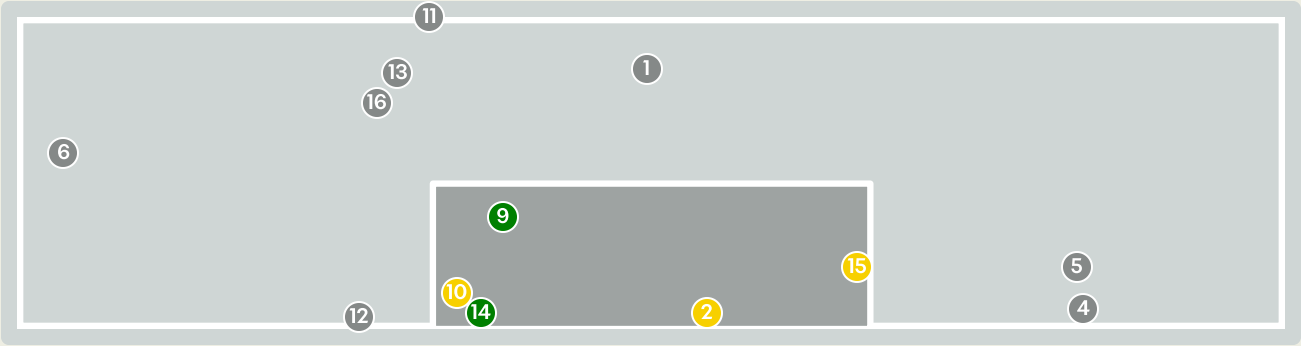

Key	Outcome	Shots
	Goals	2
	On Target	3
	Off Target	8
	Blocked	3
	Incomplete	0

Attempts at Goal

Greece

Time	Player	Outcome	Body Part	Delivery Type
4	7 Iason NEMPIS	Off Target	Right Foot	Pass
13	3 Konstantinos KARANGELIS	On Target - Saved	Right Foot	Ball Progression
14	11 Nikolaos CHALDEZOS	Incomplete - Blocked	Left Foot	Ball Progression
18	11 Nikolaos CHALDEZOS	Off Target	Left Foot	Ball Progression
24	10 Ioannis KOSTOGLOU	Off Target	Left Foot	Pass
31	14 Giannis NETO	Off Target	Left Foot	Pass
45	3 Konstantinos KARANGELIS	Incomplete - Blocked	Left Foot	Ball Progression
47	6 Panagiotis BINIARIS	Incomplete - Blocked	Left Foot	Cross
53	9 Konstantinos SOUVLATZIS	On Target - Goal	Left Foot	Pass
57	6 Panagiotis BINIARIS	Deflected On Target - Saved	Left Foot	Pass
57	11 Nikolaos CHALDEZOS	Off Target	Left Foot	Other
58	2 Georgios SIOZIOS	Off Target	Right Foot	Pass
60	6 Panagiotis BINIARIS	Off Target	Left Foot	Pass
61	3 Konstantinos KARANGELIS	On Target - Goal	Right Foot	Pass
73	2 Georgios SIOZIOS	On Target - Saved	Left Foot	Cross
78	16 Leonidas VASSILIADIS	Off Target	Left Foot	Loose Ball

Crosses (Open Play)

Egypt

Cross Locations

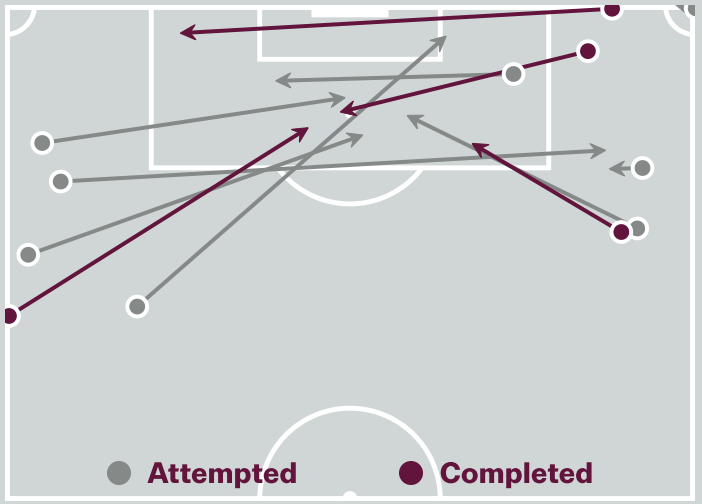

Delivery Type

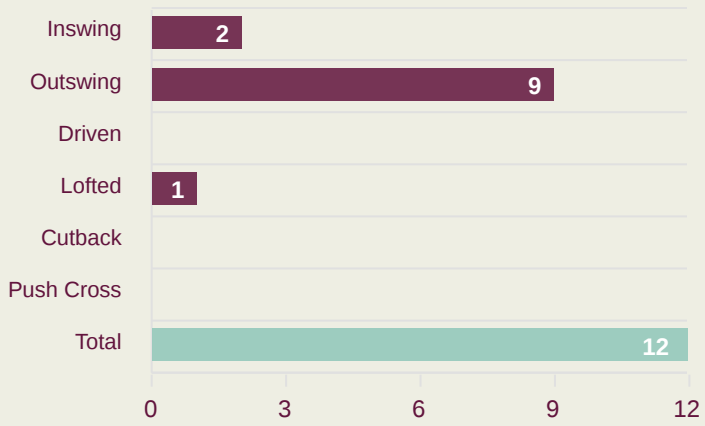

Cross Zones

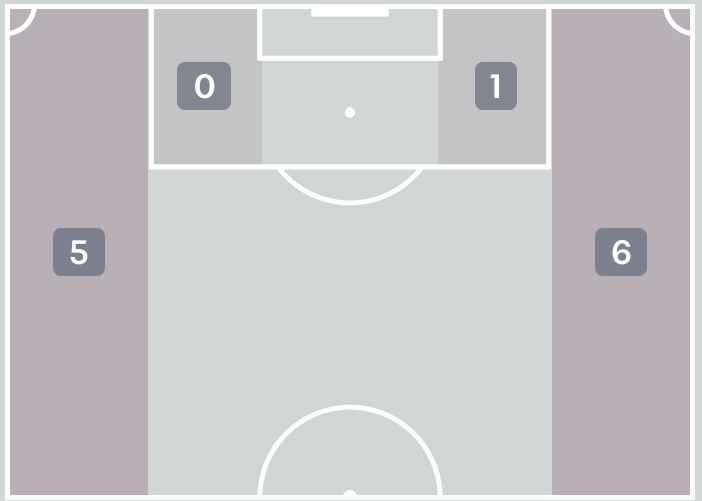

Attempted

12

Completed

4

Most Crosses Attempted

4

AHMED SAFWAT

CENTRE FORWARD LEFT

#	Player	Inswing	Outswing	Driven	Lofted	Cutback	Push Cross	Total Attempted
16	MALEK AMR	0	0	0	0	0	0	0
2	MOHAMED DEIZL	0	1	0	0	0	0	1
3	ADAM YOUSSEF	0	0	0	0	0	0	0
5	EZZAT MOHAMED	0	1	0	0	0	0	1
6	ADEL ALAA	0	0	0	0	0	0	0
7	MOHAMED GAMAL	0	3	0	0	0	0	3
8	AHMED BESHIR	0	0	0	0	0	0	0
9	ADHAM HASSEIB	0	0	0	0	0	0	0
10	AHMED SAFWAT	2	2	0	0	0	0	4
11	DANIEL TAMER	0	0	0	0	0	0	0
15	OMAR ABDELRAHIM	0	0	0	0	0	0	0
14	ZIAD SOUIDI	0	0	0	0	0	0	0
17	KHALED ABOUELROKAB	0	0	0	0	0	0	0
19	KHALED MOKHTAR	0	0	0	1	0	0	1
20	AMIR ABOUELEZZ	0	0	0	0	0	0	0
21	YOUSEF ABDULLAH	0	2	0	0	0	0	2

Crosses (Open Play)

Greece

Cross Locations

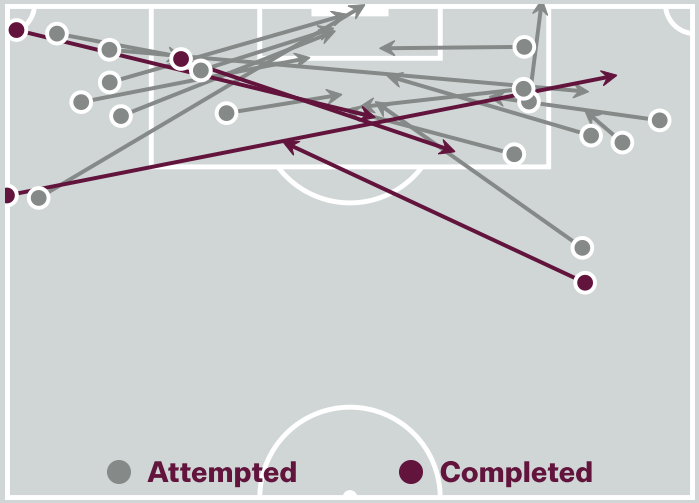

Delivery Type

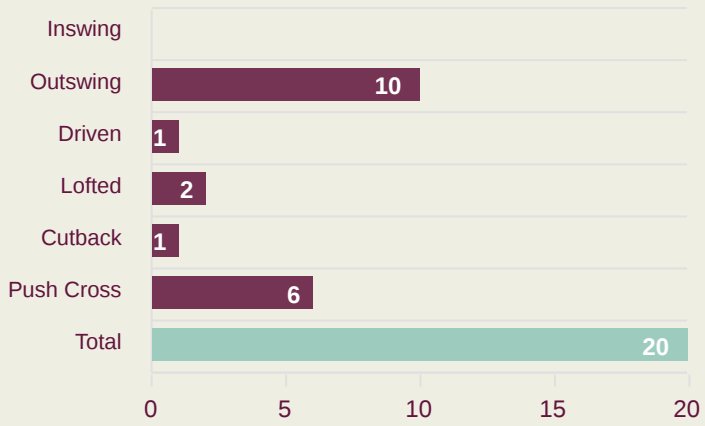

Cross Zones

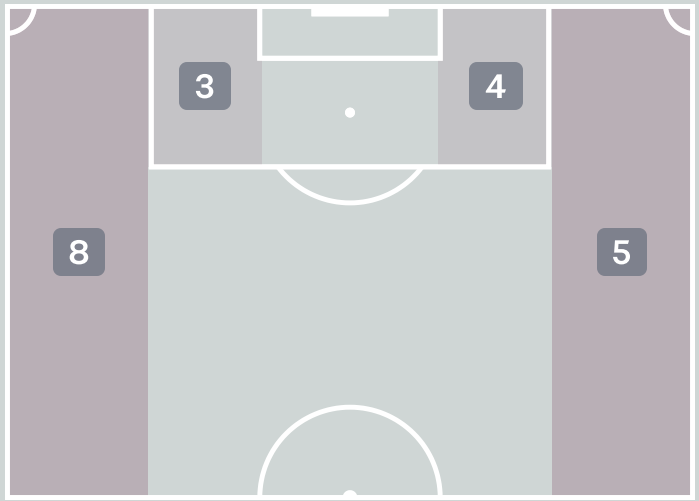

Attempted

20

Completed

4

Most Crosses Attempted

7

Nikolaos CHALDEZOS
LEFT BACK

#	Player	Inswing	Outswing	Driven	Lofted	Cutback	Push Cross	Total Attempted
1	Christos GEITONAS	0	0	0	0	0	0	0
2	Georgios SIOZIOS	0	2	0	0	0	1	3
3	Konstantinos KARANGELIS	0	2	0	0	0	0	2
4	Vasileios LAVDAS	0	1	0	1	0	0	2
5	Athanasios FILIPPIADIS	0	0	0	0	0	0	0
6	Panagiotis BINIARIS	0	1	0	0	0	0	1
7	Iason NEMPIS	0	0	0	0	1	1	2
10	Ioannis KOSTOGLOU	0	0	1	0	0	0	1
11	Nikolaos CHALDEZOS	0	4	0	0	0	3	7
14	Giannis NETO	0	0	0	1	0	0	1
17	Stefanos TSIGKAS	0	0	0	0	0	0	0
8	Konstantinos PAPADAKIS	0	0	0	0	0	0	0
9	Konstantinos SOUVLATZIS	0	0	0	0	0	0	0
15	Andreas POULOPOULOS	0	0	0	0	0	0	0
16	Leonidas VASSILIADIS	0	0	0	0	0	1	1
20	Sarafianos PAPASARAFIANOS	0	0	0	0	0	0	0

Offering to Receive

Egypt



187
Total Offers Made

73
Total Offers Received

Most Offers
56
AHMED SAFWAT
CENTRE FORWARD LEFT

75
Offers Made in Final Third

100
Offers Made in Middle Third

12
Offers Made in Defensive Third

Offers Made Inside Shape

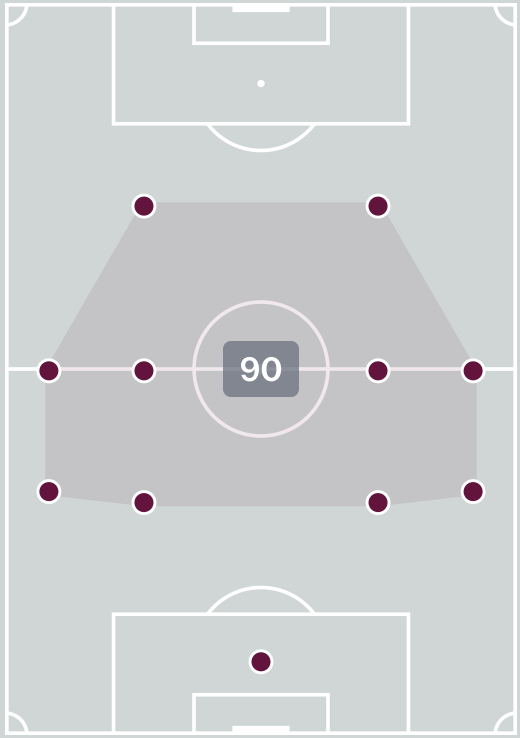

Offers Made Outside Shape

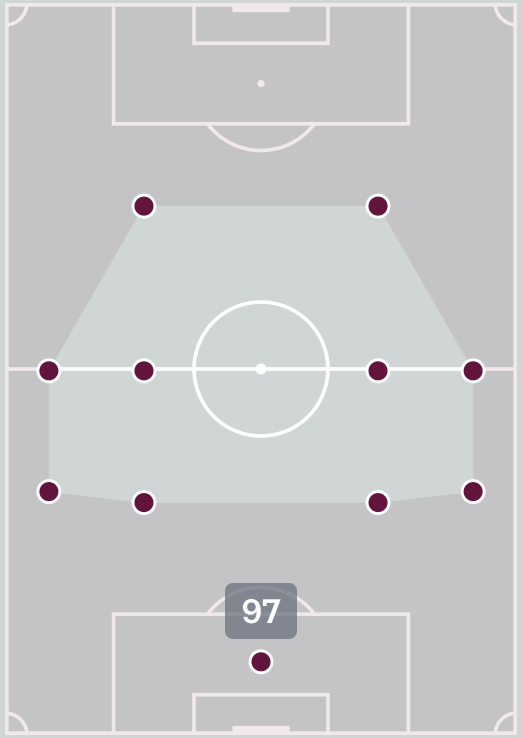

#	Player	Offers Made	Offers Received	% Made & Received
16	MALEK AMR	1	0	0%
2	MOHAMED DEIZL	16	6	37.5%
3	ADAM YOUSSEF	4	3	75%
5	EZZAT MOHAMED	7	3	42.9%
6	ADEL ALAA	1	0	0%
7	MOHAMED GAMAL	24	8	33.3%
8	AHMED BESHIR	25	6	24%
9	ADHAM HASSEIB	6	0	0%
10	AHMED SAFWAT	56	30	53.6%
11	DANIEL TAMER	1	0	0%
15	OMAR ABDELRAHIM	21	6	28.6%
14	ZIAD SOUIDI	7	6	85.7%
17	KHALED ABOUELROKAB	1	0	0%
19	KHALED MOKHTAR	4	1	25%
20	AMIR ABOUELEZZ	6	2	33.3%
21	YOUSEF ABDULLAH	7	2	28.6%

Offering to Receive

Greece

303
Total Offers Made

102
Total Offers Received

Most Offers
71
Iason NEMPIS
CENTRE FORWARD

175
Offers Made in Final Third

110
Offers Made in Middle Third

18
Offers Made in Defensive Third

Offers Made Inside Shape

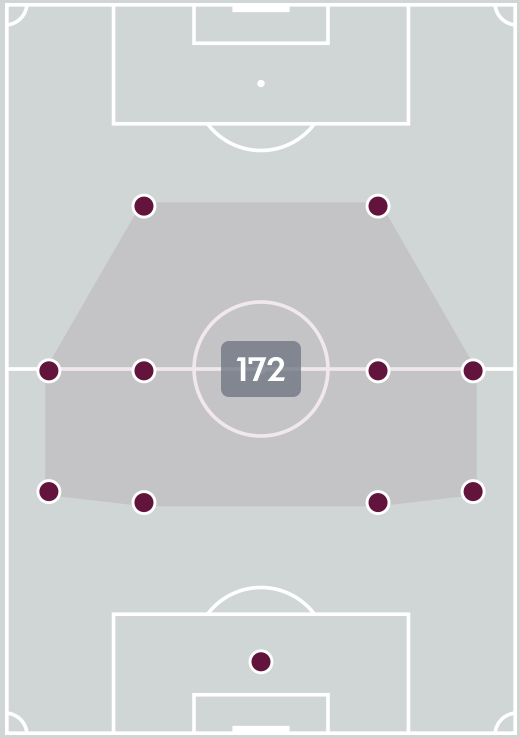

Offers Made Outside Shape

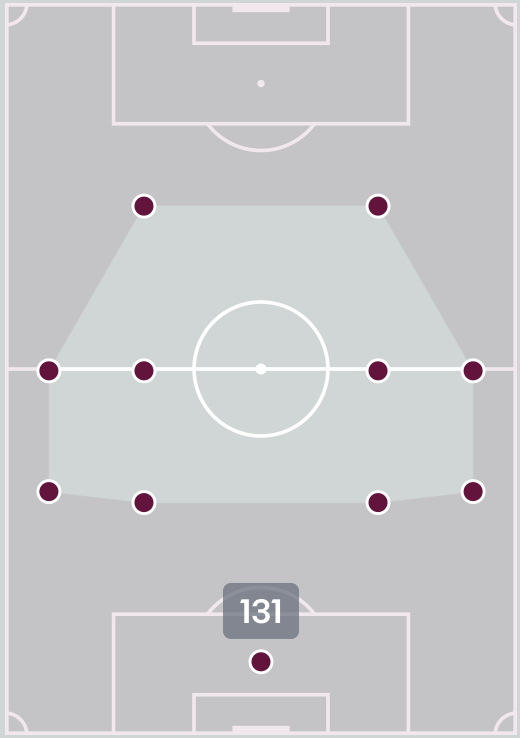

#	Player	Offers Made	Offers Received	% Made & Received
1	Christos GEITONAS	3	2	66.7%
2	Georgios SIOZIOS	36	11	30.6%
3	Konstantinos KARANGELIS	40	17	42.5%
4	Vasileios LAVDAS	0	0	0%
5	Athanasios FILIPPIADIS	5	2	40%
6	Panagiotis BINIARIS	23	11	47.8%
7	Iason NEMPIS	71	18	25.4%
10	Ioannis KOSTOGLOU	26	5	19.2%
11	Nikolaos CHALDEZOS	20	6	30%
14	Giannis NETO	31	16	51.6%
17	Stefanos TSIGKAS	12	9	75%
8	Konstantinos PAPADAKIS	2	0	0%
9	Konstantinos SOUVLATZIS	23	3	13%
15	Andreas POULOPOULOS	0	0	0%
16	Leonidas VASSILIADIS	4	1	25%
20	Sarafianos PAPASARAFIANOS	7	1	14.3%

Movement to Receive

Egypt

Movement Types by Phase

Final Third Phase

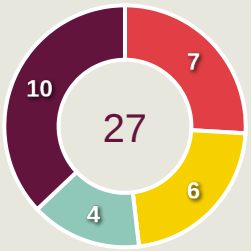

Progression Phase

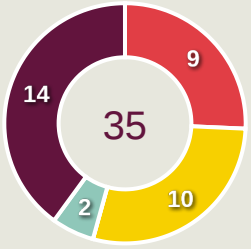

Build Up Phase

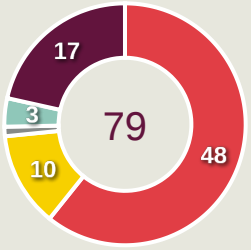

All Movement Types

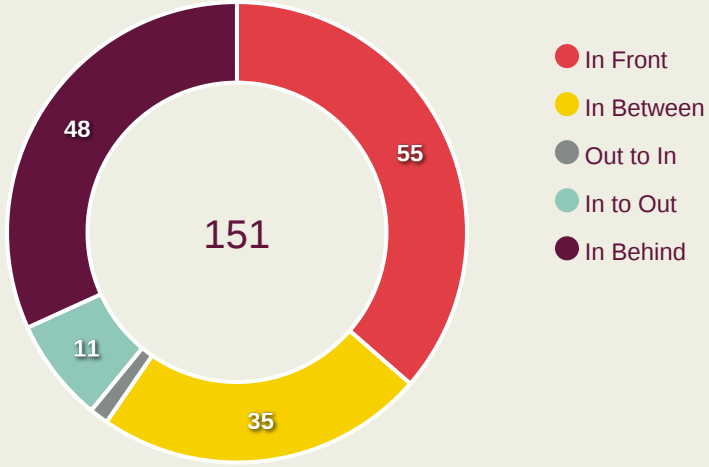

Top Ranked Players

Type	Player	Movements
In Front	10 AHMED SAFWAT	22
In Between	10 AHMED SAFWAT	13
Out to In	2 MOHAMED DEIZL	1
In to Out	10 AHMED SAFWAT	6
In Behind	7 MOHAMED GAMAL	9

Movement Types Pitch Third

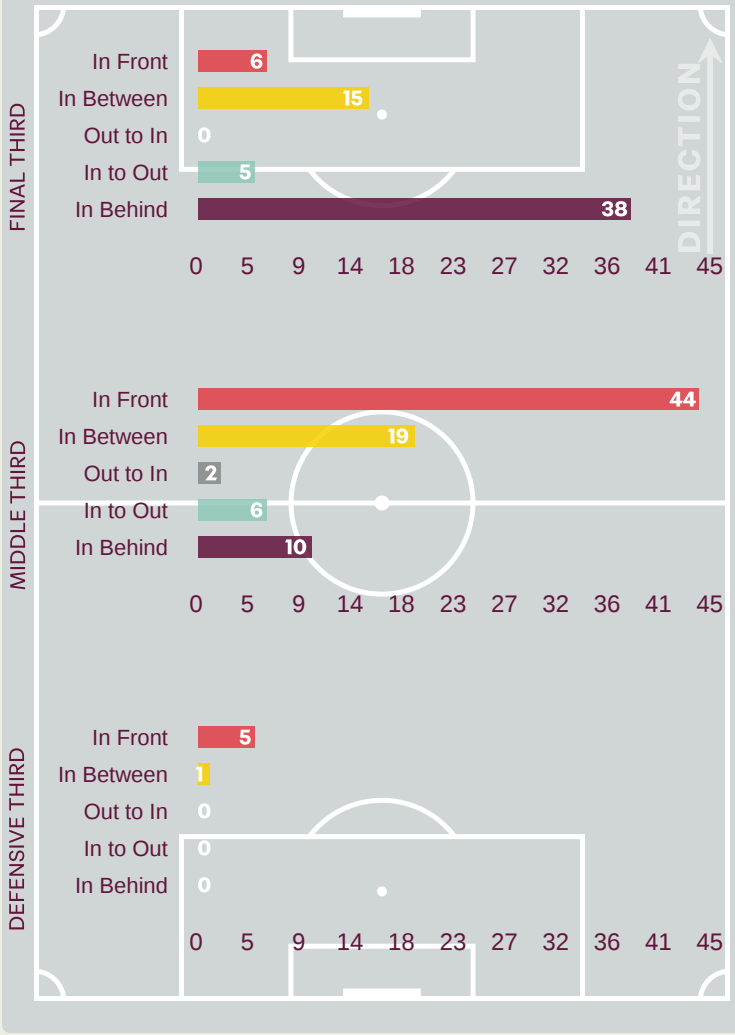

Movement to Receive

Greece

Movement Types by Phase

Final Third Phase

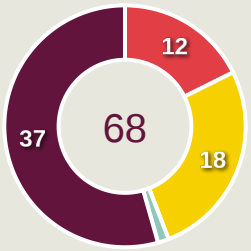

Progression Phase

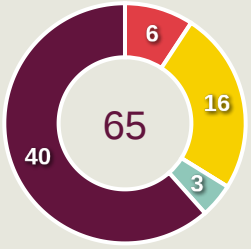

Build Up Phase

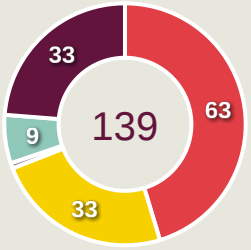

All Movement Types

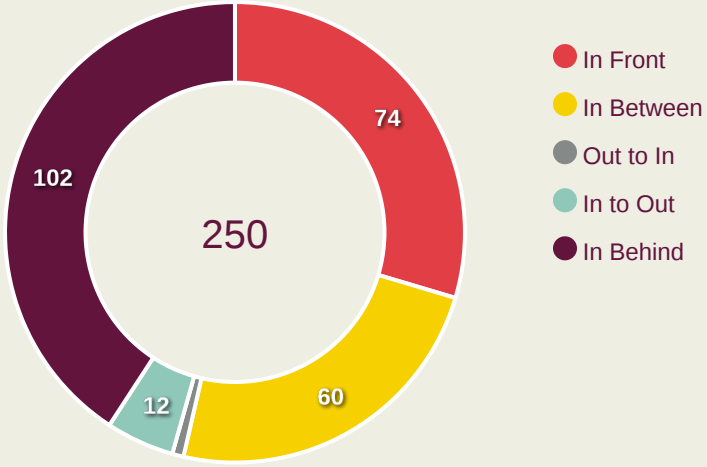

Top Ranked Players

Type	Player	Movements
In Front	14 Giannis NETO	19
In Between	7 Iason NEMPIS	24
Out to In	7 Iason NEMPIS	1
In to Out	7 Iason NEMPIS	5
In Behind	7 Iason NEMPIS	22

Movement Types Pitch Third

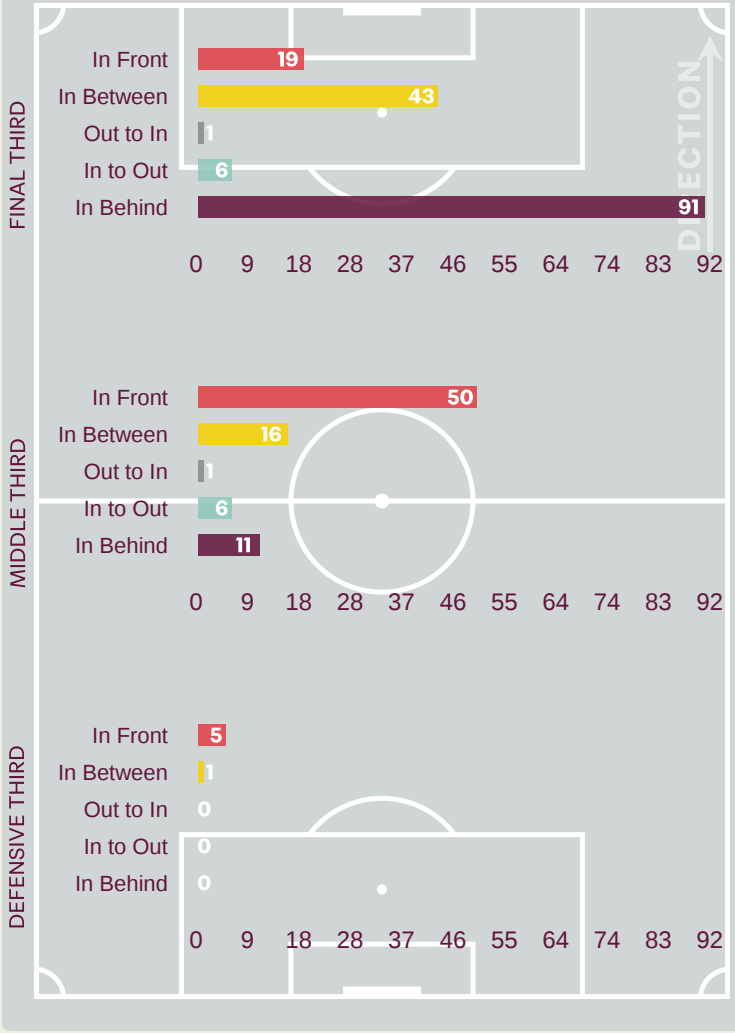

OUT OF POSSESSION




Egypt v Greece

Defensive Actions

Egypt

39	49	7	31	2.62
Forced Turnovers	Possession Regained	Interceptions	Tackles	Possession Actions / Defensive Action

Forced Turnovers

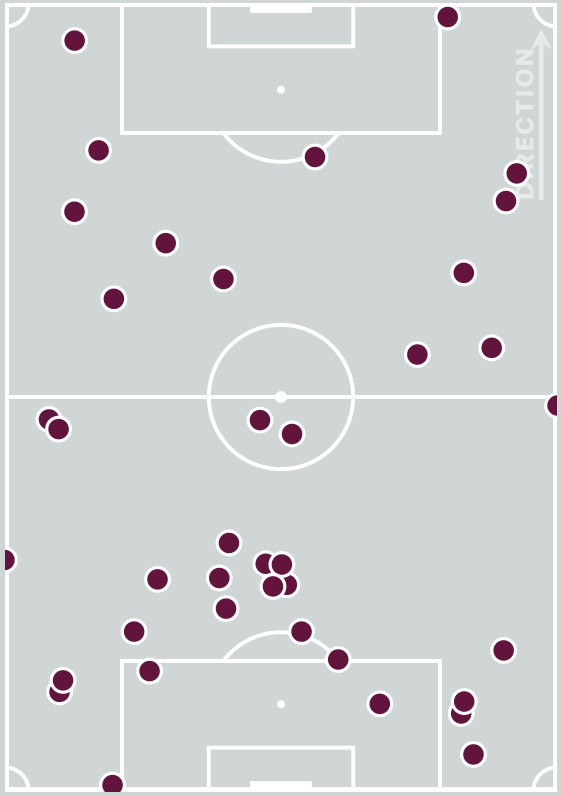

Possession Regain

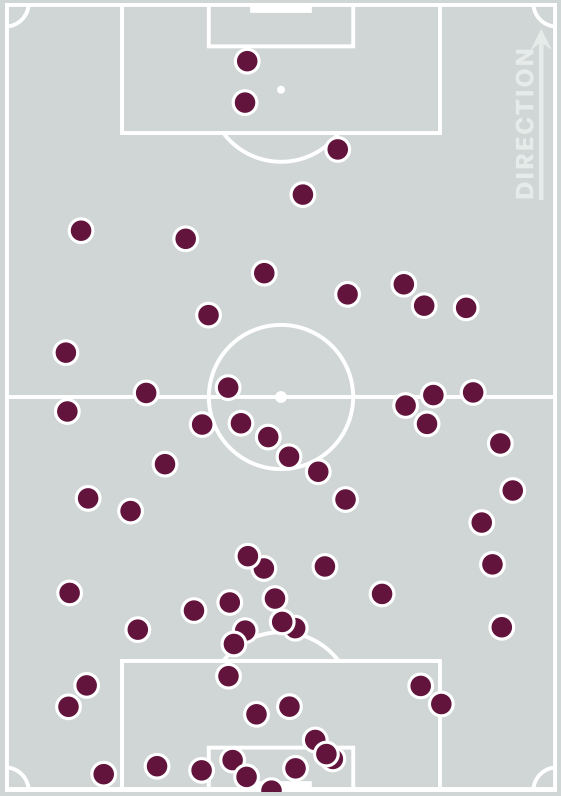

Blocks

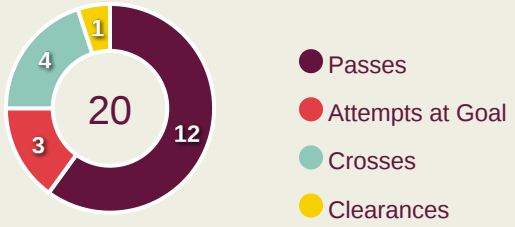

Possession Contests

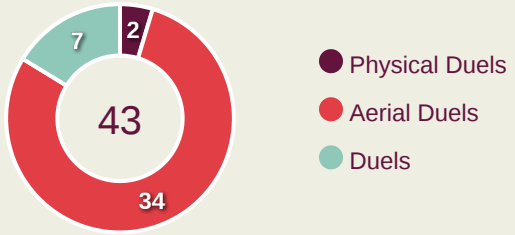

Most Possession Regains

11

ADEL ALAA

RIGHT CENTRE BACK

#	Player	Total Possession Regains
16	MALEK AMR	6
2	MOHAMED DEIZL	8
3	ADAM YOUSSEF	3
5	EZZAT MOHAMED	3
6	ADEL ALAA	11
7	MOHAMED GAMAL	3
8	AHMED BESHIR	4
9	ADHAM HASSEIB	2
10	AHMED SAFWAT	2
11	DANIEL TAMER	0
15	OMAR ABDELRAHIM	5
14	ZIAD SOUIDI	0
17	KHALED ABOUELROKAB	0
19	KHALED MOKHTAR	0
20	AMIR ABOUELEZZ	1
21	YOUSEF ABDULLAH	1

Defensive Actions

Greece

38	47	5	39	3.96
Forced Turnovers	Possession Regained	Interceptions	Tackles	Possession Actions / Defensive Action

Forced Turnovers

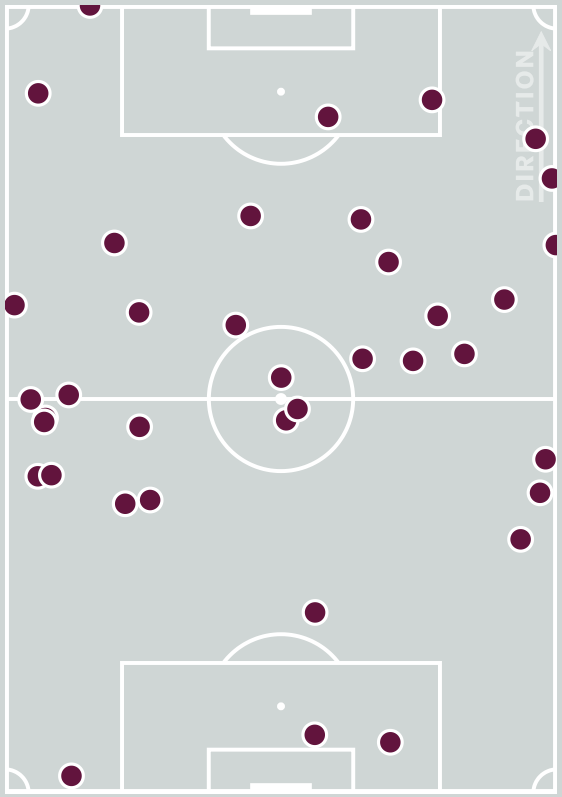

Possession Regain

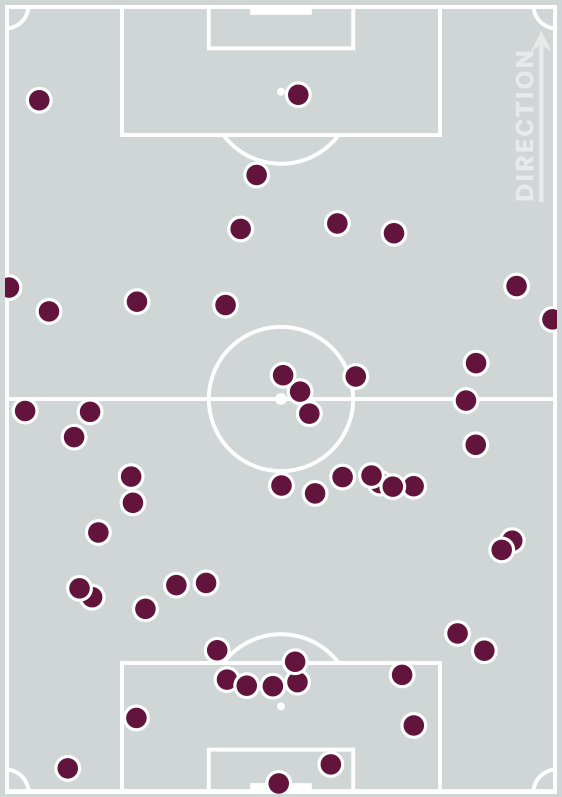

Blocks

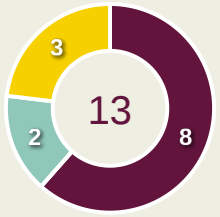

- Passes
- Attempts at Goal
- Crosses
- Clearances

Possession Contests

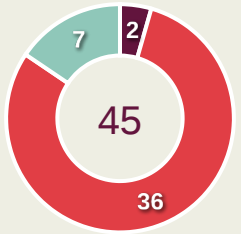

- Physical Duels
- Aerial Duels
- Duels

Most Possession Regains

7

Georgios SIOZIOS

RIGHT BACK

#	Player	Total Possession Regains
1	Christos GEITONAS	6
2	Georgios SIOZIOS	7
3	Konstantinos KARANGELIS	2
4	Vasileios LAVDAS	4
5	Athanasios FILIPPIADIS	7
6	Panagiotis BINIARIS	6
7	Iason NEMPIS	0
10	Ioannis KOSTOGLOU	3
11	Nikolaos CHALDEZOS	4
14	Giannis NETO	2
17	Stefanos TSIGKAS	4
8	Konstantinos PAPADAKIS	0
9	Konstantinos SOUVLATZIS	1
15	Andreas POULOPOULOS	0
16	Leonidas VASSILIADIS	1
20	Sarafianos PAPASARAFIANOS	0

Defensive Line Height & Team Length

Egypt

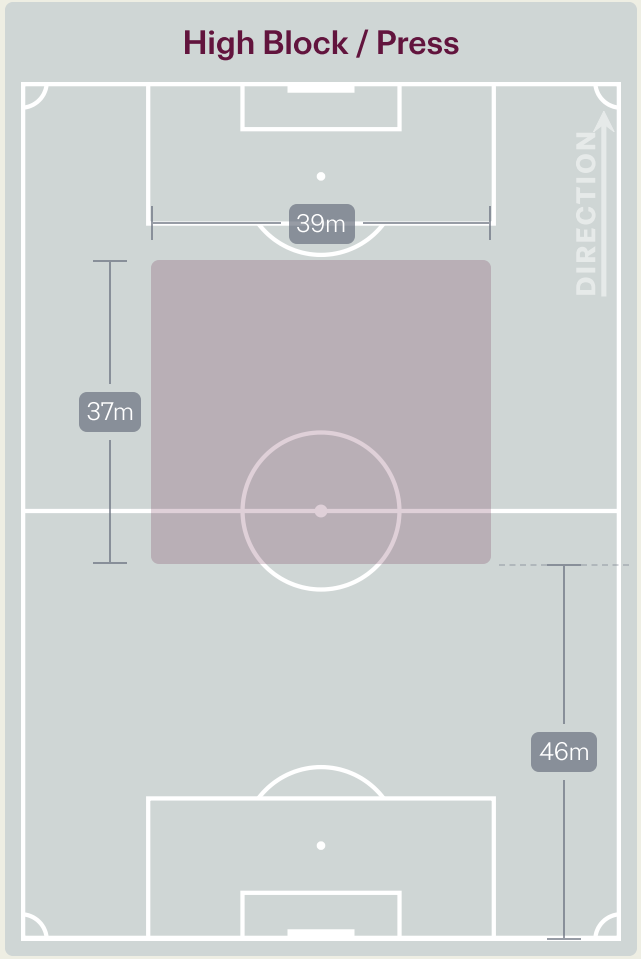

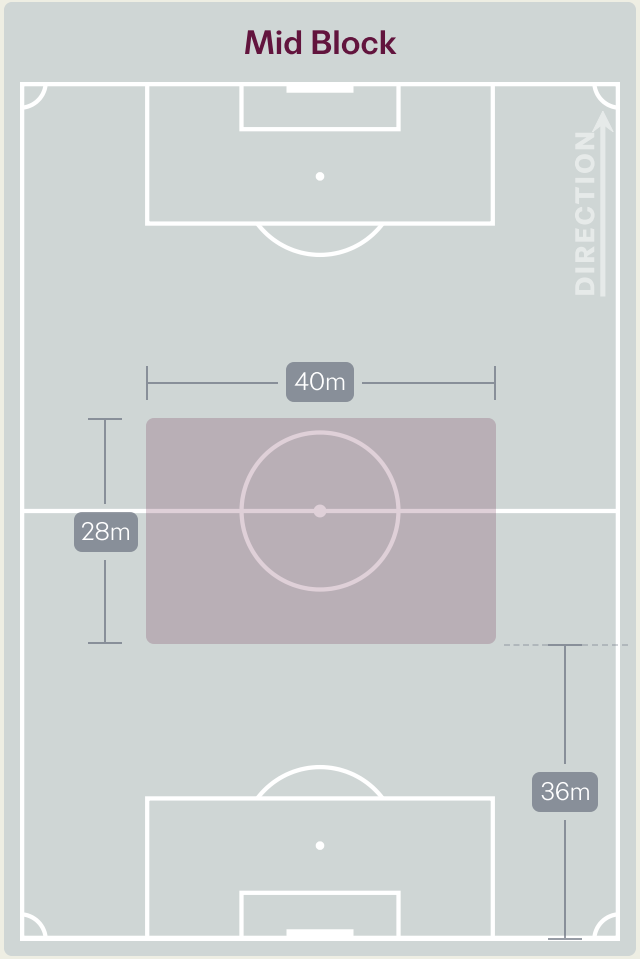

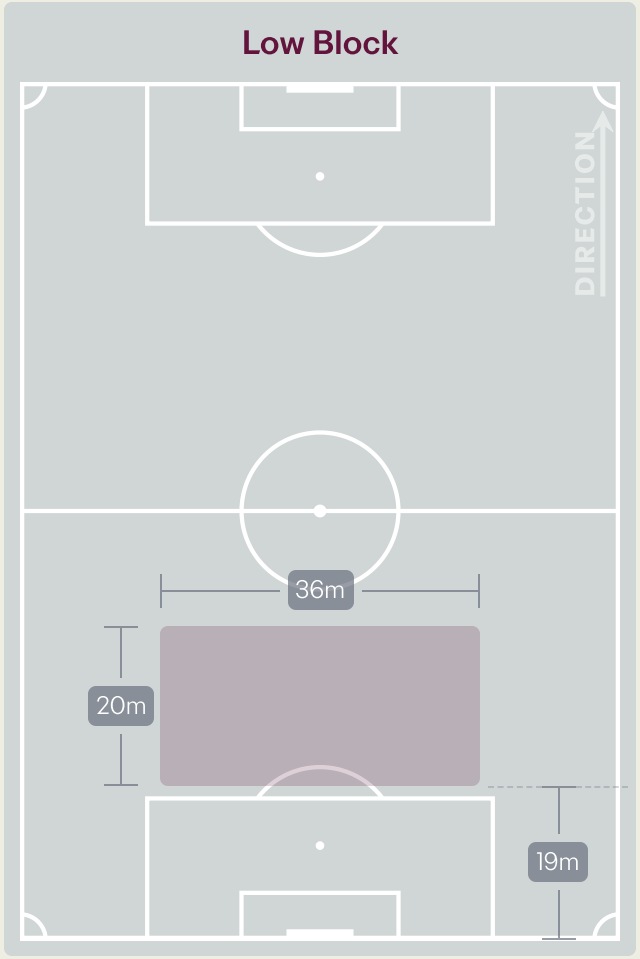

Defensive Line Height & Team Length

Greece

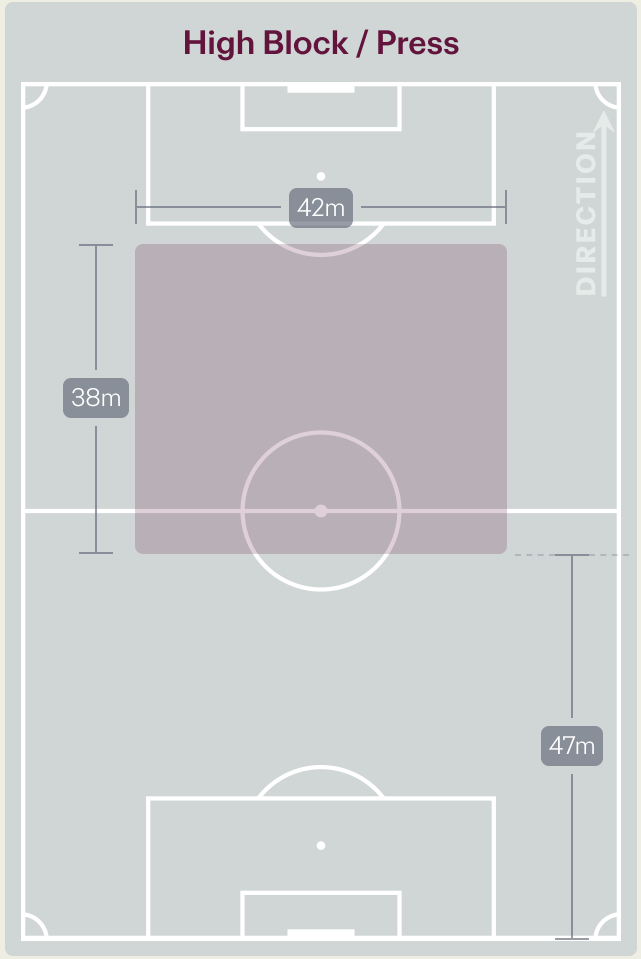

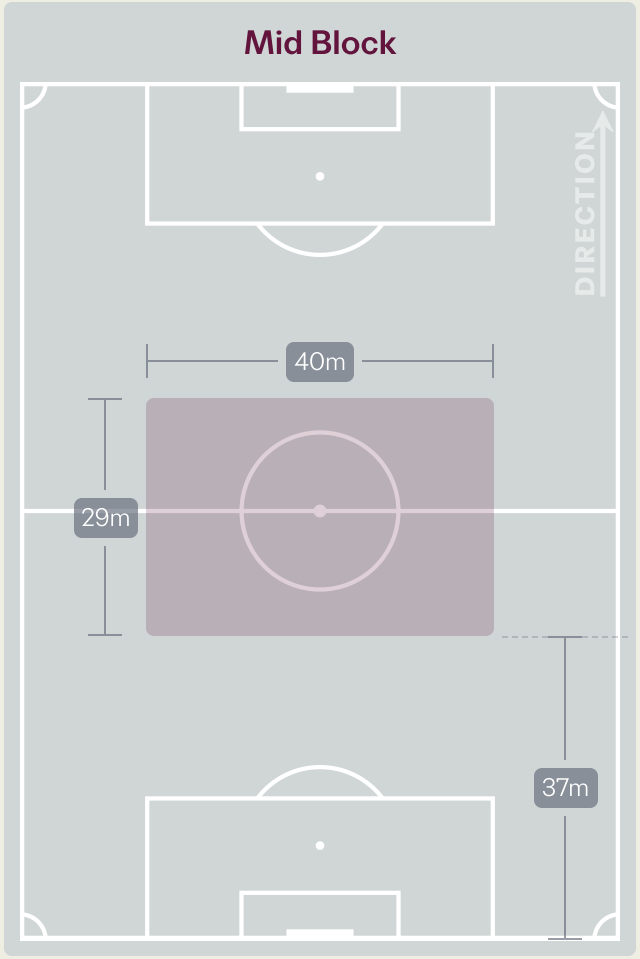

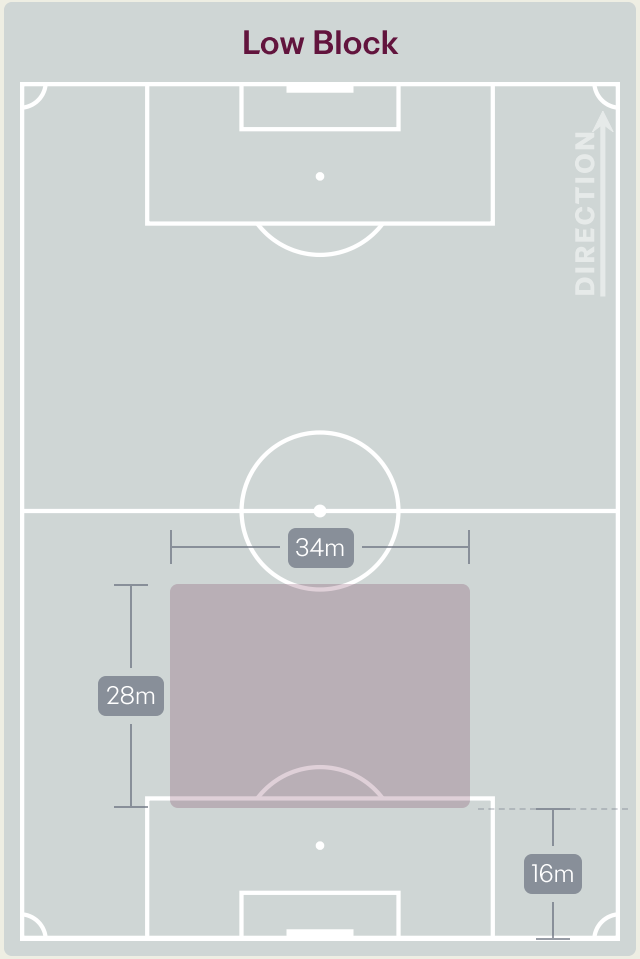

19 November 2026 - Aspire Zone - Pitch 7 - Mansour Muftah - 19:00

Defensive Pressure

Egypt

Greece

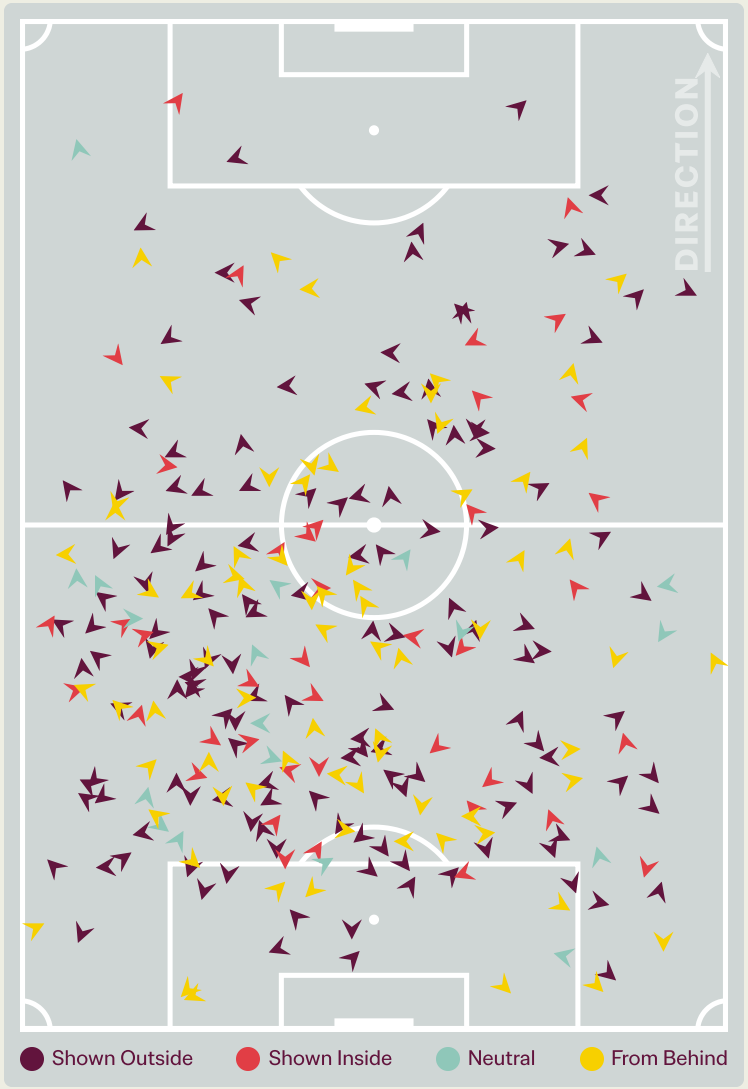

274	Total Pressures	185
70	Direct Pressures	55
1.62s	Avg Pressure Duration	2.03s
39	Forced Turnovers	38
19.58s	Ball Recovery Time	12.31s
104	Pushing on into Pressing	72
236	Pushing on	119
41	Pressing Direction Inside	20
141	Pressing Direction Outside	105

Most Direct Pressures

10

ADEL ALAA

RIGHT CENTRE BACK

Most Direct Pressures

9

Georgios SIOZIOS

RIGHT BACK

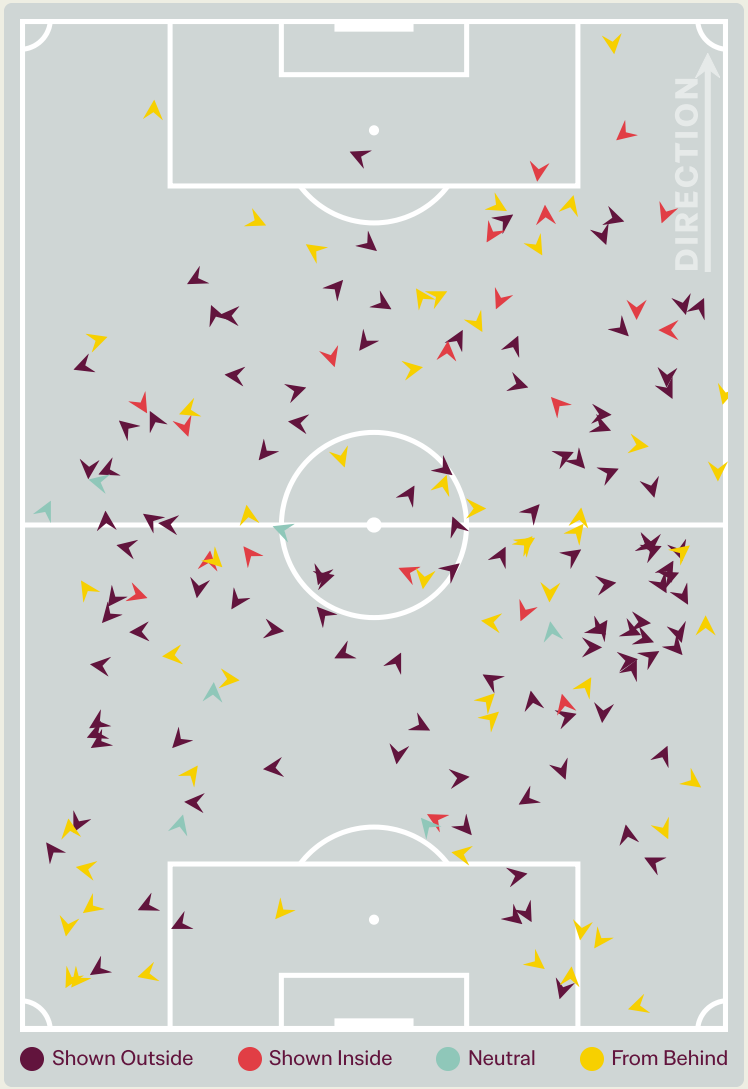

FIFA U17 WORLD CUP QATAR 2026

GOALKEEPING




Egypt v Greece

Goalkeeping Involvement

Egypt

Egypt GK Involvement Timeline

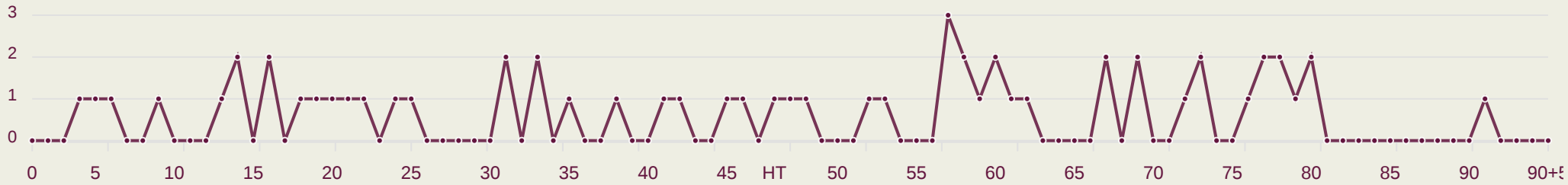

58

Total Involvements

Greece

Greece GK Involvement Timeline

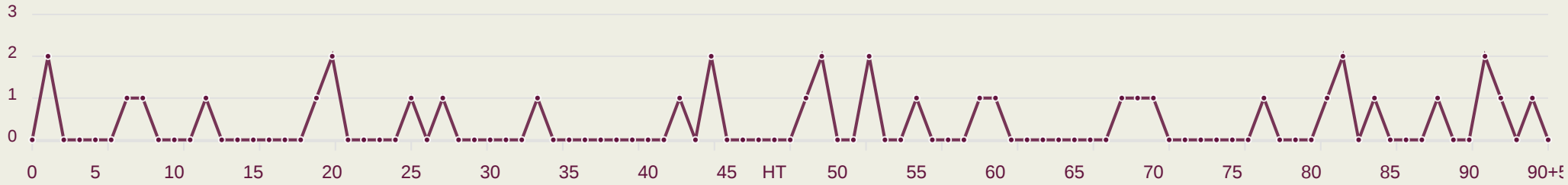

36

Total Involvements

Goalkeeping Distribution

Egypt

Kick from Feet

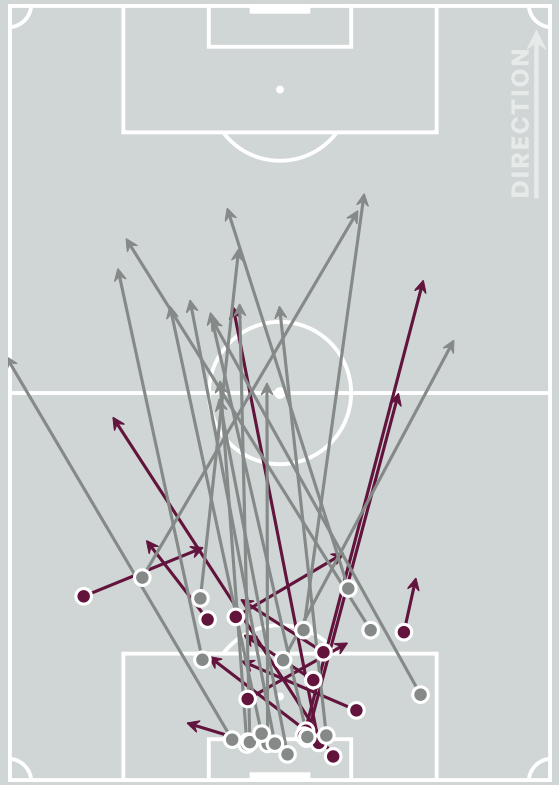

Complete Incomplete

- Play Onto
- Play Into
- Play Around
- Play Through
- Play Beyond
- Other

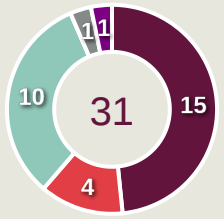

Kick from Hands

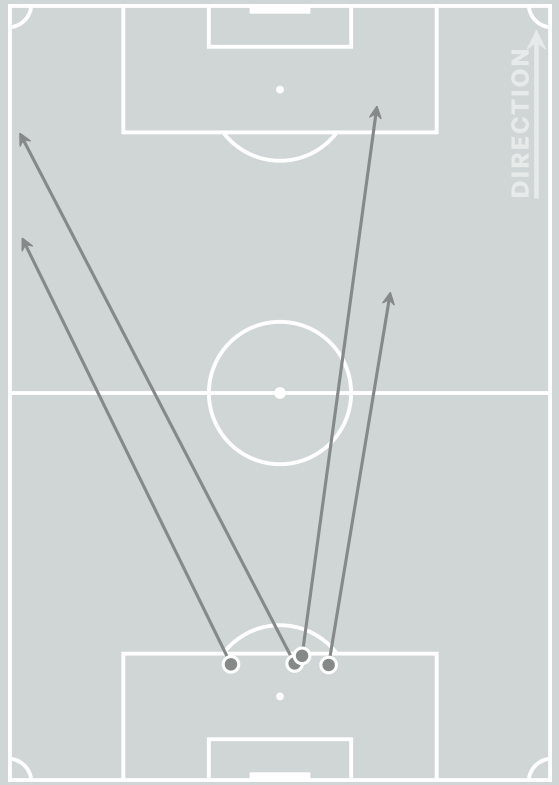

Complete Incomplete

- Side Kick
- From Hands
- Drop Kick



Throw Distribution

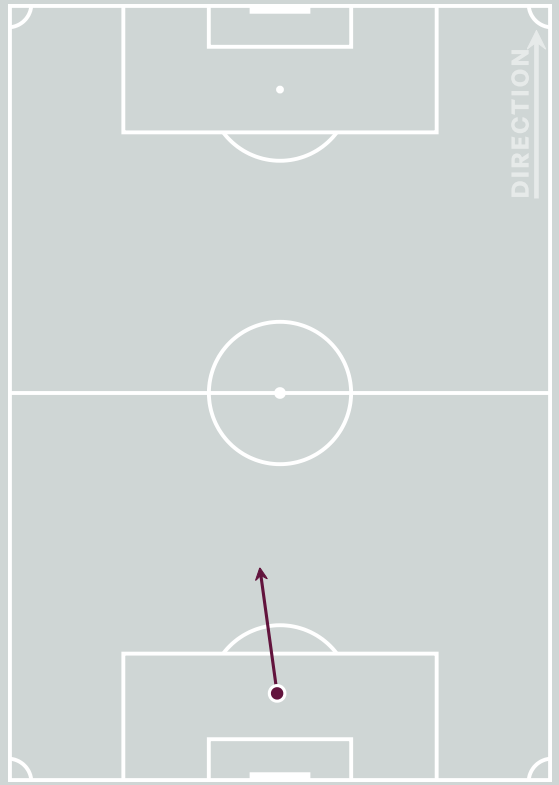

Complete Incomplete

- Over Arm
- Under Arm
- Side Arm
- Chest

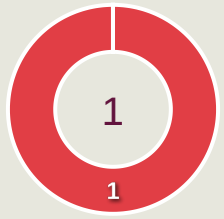

Total Distributions

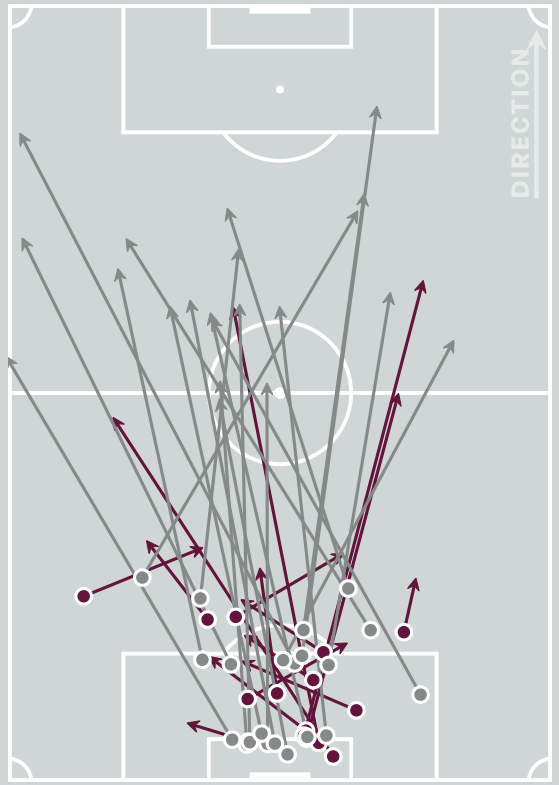

Complete Incomplete

21

Goalkeeper Line Breaks

Goalkeeping Distribution

Greece

Kick from Feet

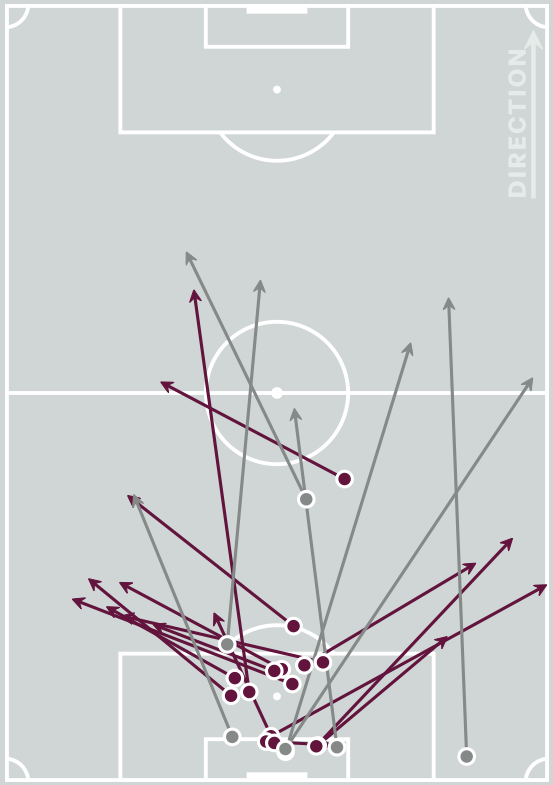

Complete Incomplete

- Play Onto
- Play Into
- Play Around
- Play Through
- Play Beyond
- Other

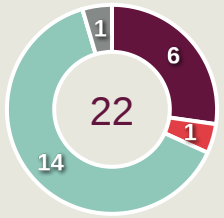

Kick from Hands

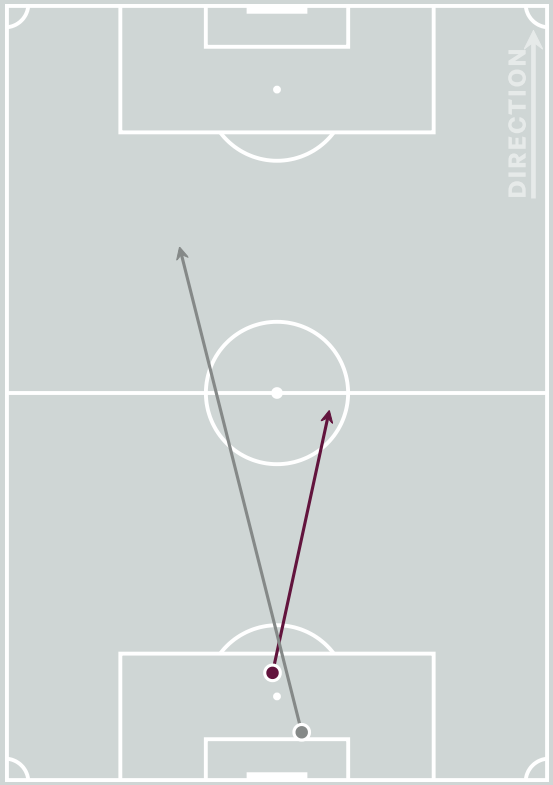

Complete Incomplete

- Side Kick
- From Hands
- Drop Kick



Throw Distribution

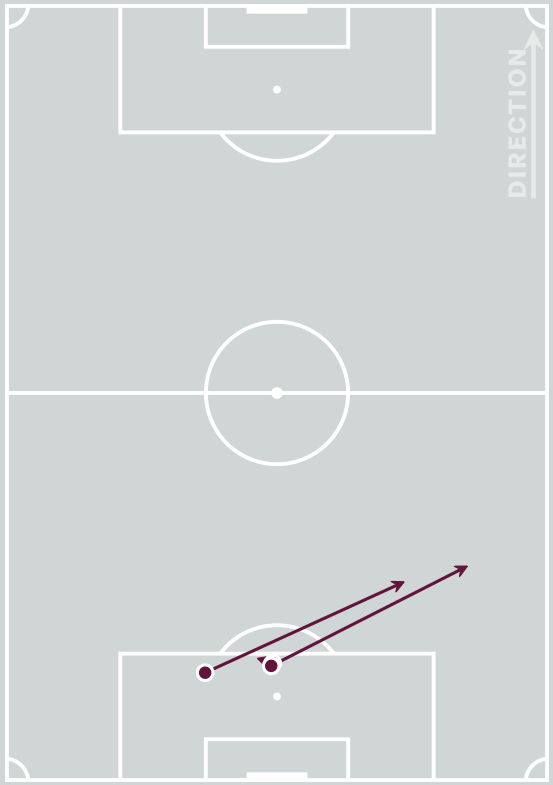

Complete Incomplete

- Over Arm
- Under Arm
- Side Arm
- Chest



Total Distributions

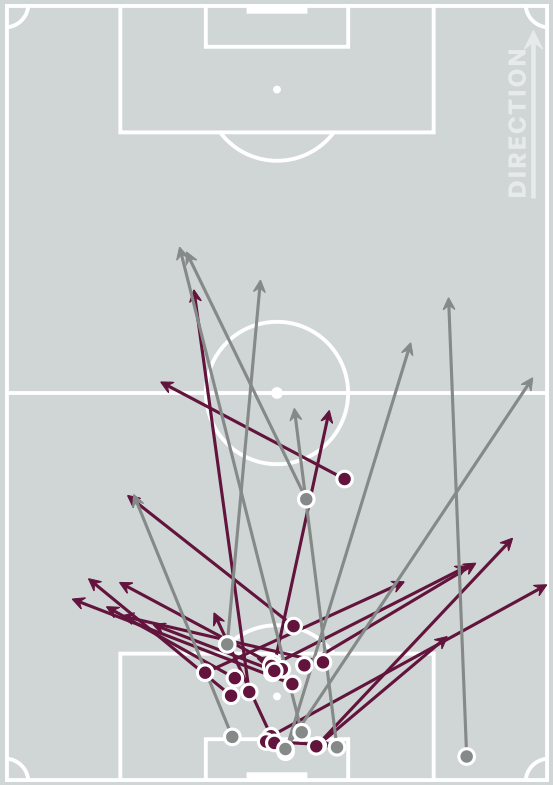

Complete Incomplete



Goalkeeper Line Breaks

Goal Prevention

Egypt

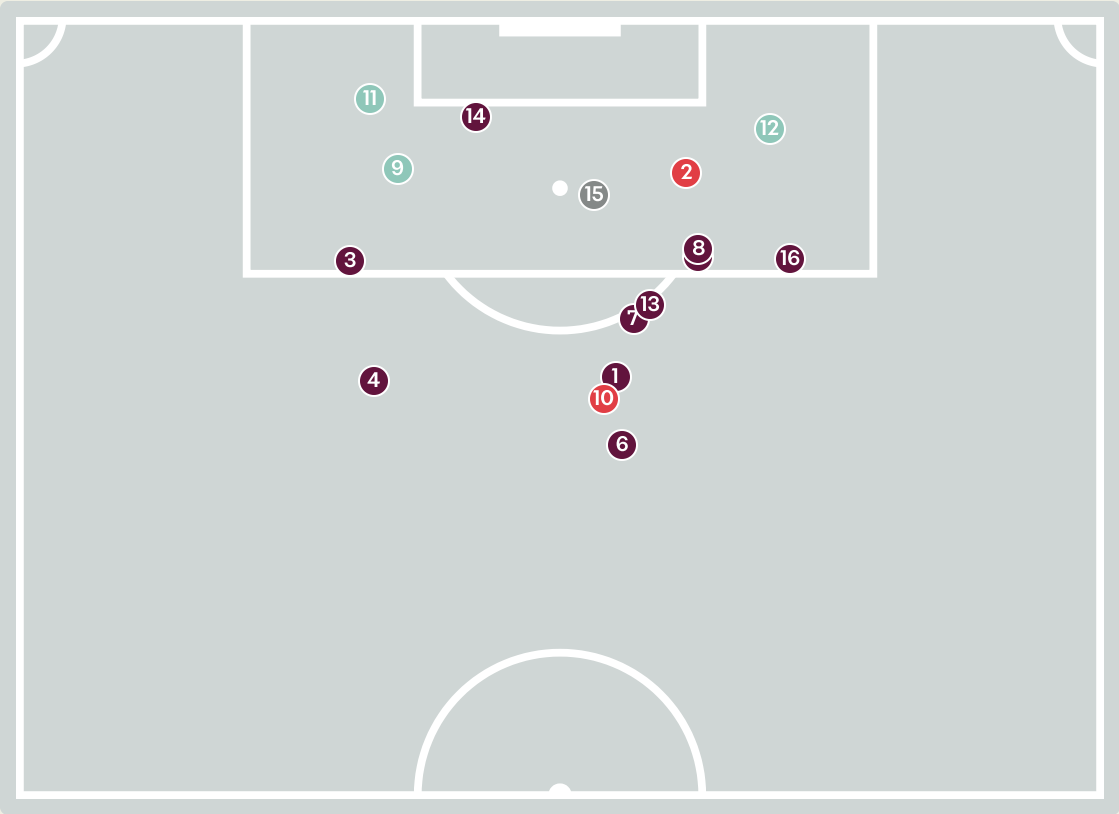

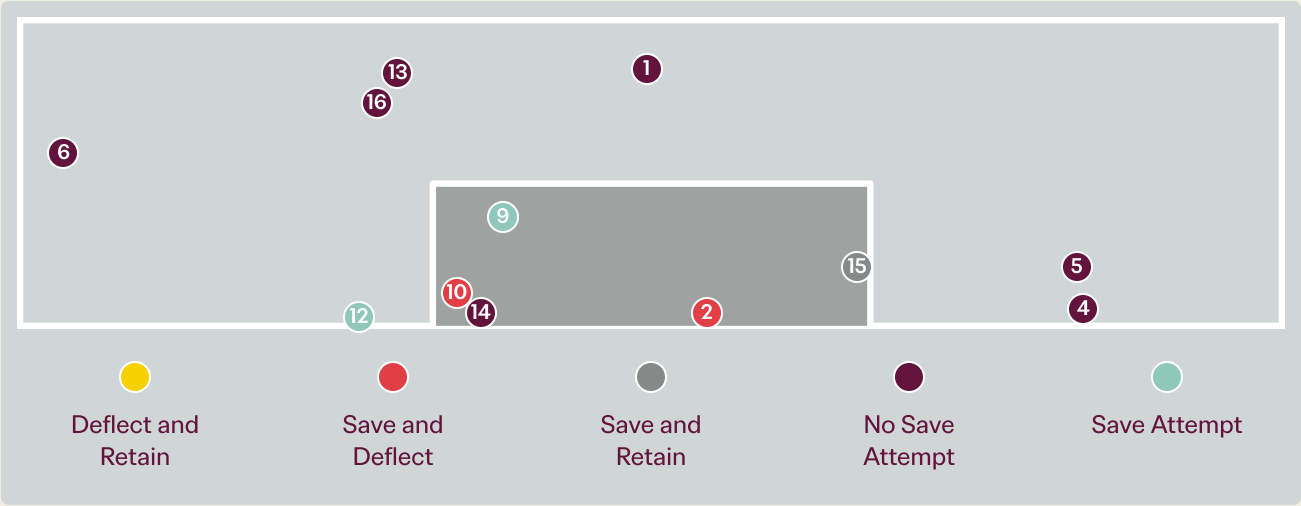

16

Total Attempts on Goal Faced

60

Save %

Intervention Type



Intervention Body Type

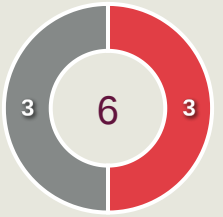

Total Attempts on Goal Faced	Total Goal Interventions	Save & Retain	Deflect & Retain	Save & Deflect	Save Attempt	No Save Attempt
16	3	1	0	2	3	10

Goal Prevention

Greece

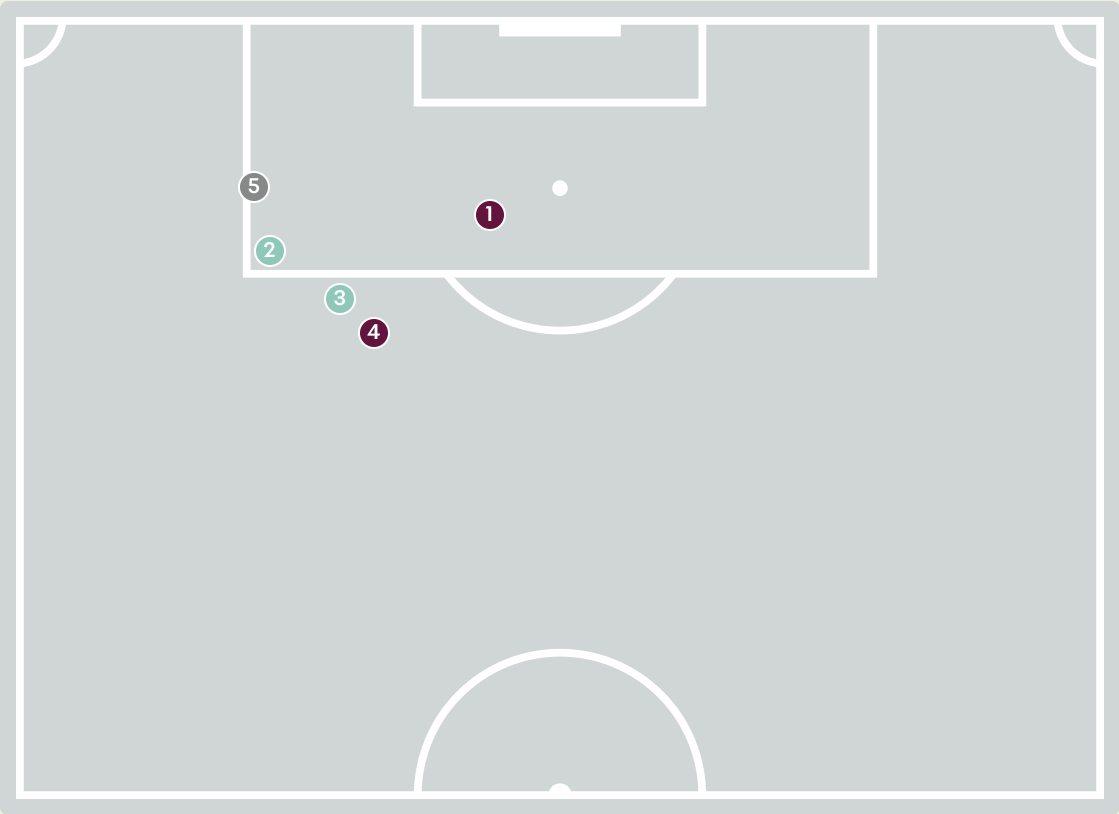



Deflect and Retain | Save and Deflect | Save and Retain | No Save Attempt | Save Attempt

Intervention Type

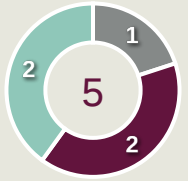

Deflect & Retain | Save & Deflect | Save & Retain | No Save Attempt | Save Attempt

Intervention Body Type

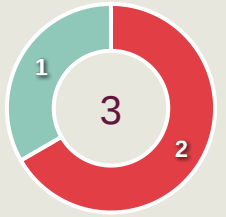

Head | Hands | Upper Body | Lower Body | Feet

5

Total Attempts on Goal Faced

50

Save %

Total Attempts on Goal Faced	Total Goal Interventions	Save & Retain	Deflect & Retain	Save & Deflect	Save Attempt	No Save Attempt
5	1	1	0	0	2	2

Aerial Control

Egypt

3
Total Interventions

2	2	0
Complete	Punches	Incomplete

1	1	0
Complete	Claims	Incomplete

0	0	0
Complete	Tipped/Palmed	Incomplete

Crosses Faced

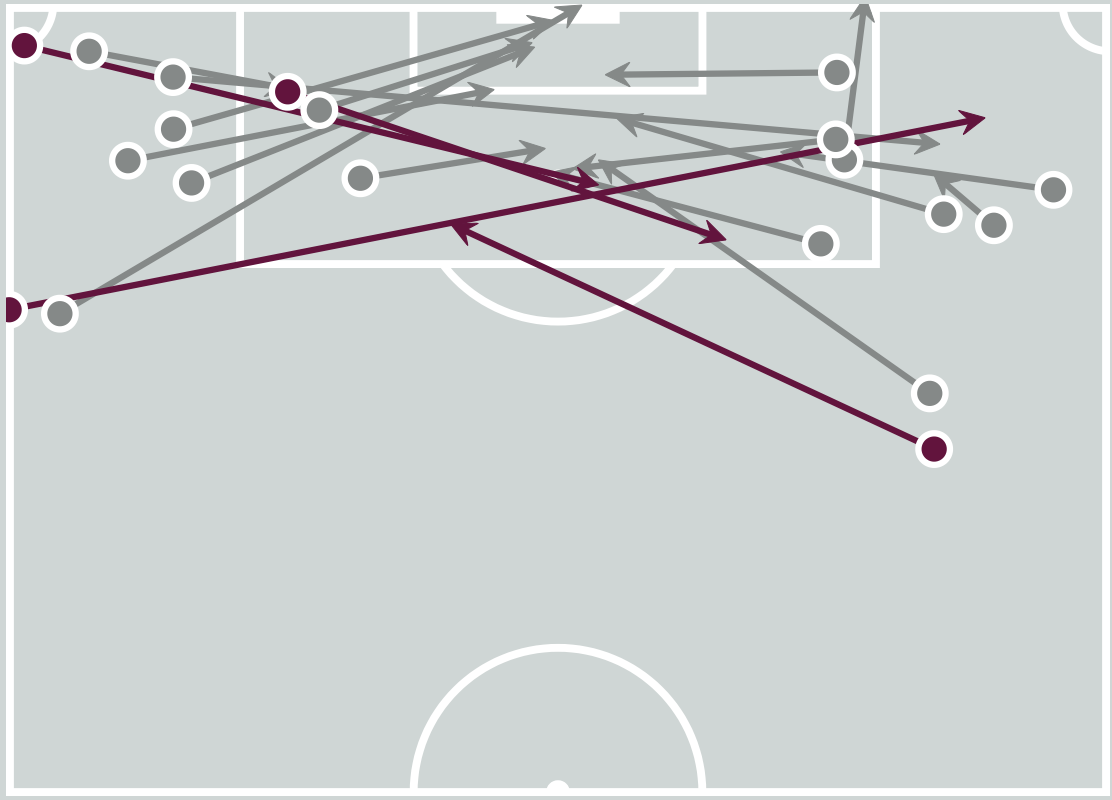

Delivery Types Faced

Total	In Swing	Out Swing	Driven	Lofted	Cutback	Push
23	3	10	1	2	1	6

Aerial Control

Greece

1
Total Interventions

0	0	0
Complete	Punches	Incomplete

1	1	0
Complete	Claims	Incomplete

0	0	0
Complete	Tipped/Palmed	Incomplete

Crosses Faced

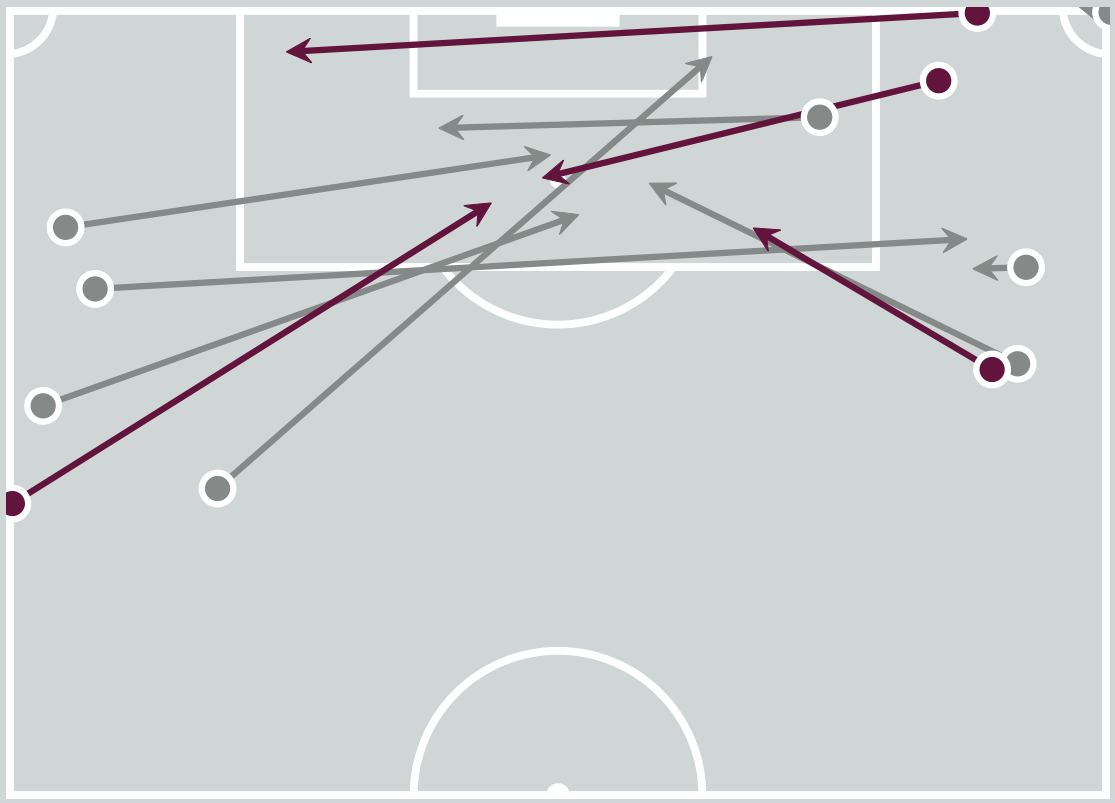

Delivery Types Faced

Total	In Swing	Out Swing	Driven	Lofted	Cutback	Push
13	2	10	0	1	0	0

FIFA U17 WORLD CUP QATAR 2026

SET PLAYS




Egypt v Greece

Set Plays

Egypt



32
Total Set Plays

11
Total Free Kicks

0
Total Penalties

1
Total Corners

20
Total Throw Ins

Free Kicks	
Type	**Total**
Direct	10
Direct (on target)	0
Direct (off target)	0
Indirect	1

Corners			
Delivery Type	**From Left Side**	**From Right Side**	**Total**
Direct to Area	0	0	0
Short	0	1	1
Edge of Penalty Area	0	0	0

Corners	
Delivery Style	**Total**
Inswing	0
Outswing	0
Driven	0
Lofted	0

Set Plays

Greece



32
Total Set Plays

8
Total Free Kicks

0
Total Penalties

4
Total Corners

20
Total Throw Ins

Free Kicks	
Type	**Total**
Direct	6
Direct (on target)	0
Direct (off target)	0
Indirect	2

Corners			
Delivery Type	**From Left Side**	**From Right Side**	**Total**
Direct to Area	0	3	3
Short	0	1	1
Edge of Penalty Area	0	0	0

Corners	
Delivery Style	**Total**
Inswing	3
Outswing	0
Driven	0
Lofted	0

INDIVIDUAL DATA IN POSSESSION




Egypt v Greece

In Possession - Distributions

Egypt



#	Player	Passes Attempted	Passes Completed	Pass Completion %	Switches of Play	Crosses Attempted	Crosses Completed	Line Breaks Attempted	Line Breaks Completed	Line Break Completion %	Ball Progressions	Take Ons	Step Ins	Attempts at Goal	Goals
16	MALEK AMR	36	15	42%	0	0	0	21	4	19%	0	0	0	0	0
2	MOHAMED DEIZL	34	22	65%	0	1	0	17	8	47%	3	2	1	0	0
3	ADAM YOUSSEF	54	48	89%	1	1	0	9	4	44%	0	0	0	0	0
5	EZZAT MOHAMED	29	26	90%	0	1	0	9	5	56%	1	0	1	0	0
6	ADEL ALAA	22	19	86%	0	0	0	4	2	50%	1	0	1	0	0
7	MOHAMED GAMAL	29	23	79%	0	3	1	12	8	67%	3	3	0	1	0
8	AHMED BESHIR	23	20	87%	0	0	0	7	6	86%	3	2	1	0	0
9	ADHAM HASSEIB	5	4	80%	0	0	0	2	1	50%	0	0	0	1	0
10	AHMED SAFWAT	35	28	80%	0	4	1	11	6	55%	11	10	1	0	0
11	DANIEL TAMER	7	5	71%	0	0	0	2	0	0%	3	3	0	0	0
15	OMAR ABDELRAHIM	15	9	60%	0	0	0	4	1	25%	1	0	1	0	0
14	ZIAD SOUIDI	6	5	83%	0	0	0	5	3	60%	8	7	1	3	1
17	KHALED ABOUELROKAB	1	0	0%	0	0	0	1	0	0%	0	0	0	0	0
19	KHALED MOKHTAR	3	2	67%	0	1	1	1	0	0%	0	0	0	0	0
20	AMIR ABOUELEZZ	2	1	50%	0	0	0	1	0	0%	0	0	0	0	0
21	YOUSEF ABDULLAH	7	4	57%	0	2	1	4	2	50%	2	2	0	0	0

In Possession - Offers & Receptions

Egypt



			Offer movement types						
#	Player	Total Offers	In Front	In Between	Out to In	In to Out	In Behind	No Movement	Offers Received
16	MALEK AMR	1	0	0	0	0	0	1	0
2	MOHAMED DEIZL	16	6	0	1	1	2	6	6
3	ADAM YOUSSEF	4	1	0	0	0	0	3	3
5	EZZAT MOHAMED	7	4	0	0	0	1	2	3
6	ADEL ALAA	1	0	0	0	0	0	1	0
7	MOHAMED GAMAL	24	1	2	0	2	9	10	8
8	AHMED BESHIR	25	7	8	0	0	7	3	6
9	ADHAM HASSEIB	6	0	2	0	0	4	0	0
10	AHMED SAFWAT	56	22	13	0	6	8	7	30
11	DANIEL TAMER	1	1	0	0	0	0	0	0
15	OMAR ABDELRAHIM	21	11	5	0	2	2	1	6
14	ZIAD SOUIDI	7	2	0	0	0	5	0	6
17	KHALED ABOUELROKAB	1	0	1	0	0	0	0	0
19	KHALED MOKHTAR	4	0	1	0	0	3	0	1
20	AMIR ABOUELEZZ	6	0	3	0	0	3	0	2
21	YOUSEF ABDULLAH	7	0	0	1	0	4	2	2

In Possession - Distributions

Greece

#	Player	Passes Attempted	Passes Completed	Pass Completion %	Switches of Play	Crosses Attempted	Crosses Completed	Line Breaks Attempted	Line Breaks Completed	Line Break Completion %	Ball Progressions	Take Ons	Step Ins	Attempts at Goal	Goals
1	Christos GEITONAS	27	19	70%	0	0	0	11	4	36%	0	0	0	0	0
2	Georgios SIOZIOS	48	43	90%	0	3	0	9	6	67%	0	0	0	2	0
3	Konstantinos KARANGELIS	18	14	78%	0	2	1	11	9	82%	5	3	2	3	1
4	Vasileios LAVDAS	71	67	94%	3	2	1	20	17	85%	4	1	3	0	0
5	Athanasios FILIPPIADIS	60	53	88%	3	0	0	14	10	71%	2	0	2	0	0
6	Panagiotis BINIARIS	66	59	89%	0	1	0	9	5	56%	2	0	2	3	0
7	Iason NEMPIS	24	19	79%	0	2	0	5	3	60%	5	4	1	1	0
10	Ioannis KOSTOGLOU	15	13	87%	0	1	0	2	1	50%	2	2	0	1	0
11	Nikolaos CHALDEZOS	25	24	96%	0	10	2	12	9	75%	8	5	3	3	0
14	Giannis NETO	33	29	88%	0	1	0	11	7	64%	1	0	1	1	0
17	Stefanos TSIGKAS	69	66	96%	0	0	0	11	9	82%	0	0	0	0	0
8	Konstantinos PAPADAKIS	0	0	0%	0	0	0	0	0	0%	0	0	0	0	0
9	Konstantinos SOUVLATZIS	14	10	71%	0	0	0	2	1	50%	0	0	0	1	1
15	Andreas POULOPOULOS	0	0	0%	0	0	0	0	0	0%	0	0	0	0	0
16	Leonidas VASSILIADIS	1	1	100%	0	1	0	1	1	100%	1	1	0	1	0
20	Sarafianos PAPASARAFIANOS	4	3	75%	0	0	0	1	0	0%	1	1	0	0	0

In Possession - Offers & Receptions

Greece

			Offer movement types						
#	Player	Total Offers	In Front	In Between	Out to In	In to Out	In Behind	No Movement	Offers Received
1	Christos GEITONAS	3	0	0	0	0	0	3	2
2	Georgios SIOZIOS	36	4	4	0	2	20	6	11
3	Konstantinos KARANGELIS	40	7	13	0	3	13	4	17
4	Vasileios LAVDAS	0	0	0	0	0	0	0	0
5	Athanasios FILIPPIADIS	5	0	0	0	0	0	5	2
6	Panagiotis BINIARIS	23	13	2	0	0	3	5	11
7	Iason NEMPIS	71	15	24	1	5	22	4	18
10	Ioannis KOSTOGLOU	26	10	5	0	2	8	1	5
11	Nikolaos CHALDEZOS	20	2	1	0	0	13	4	6
14	Giannis NETO	31	19	3	0	0	0	9	16
17	Stefanos TSIGKAS	12	0	1	0	0	0	11	9
8	Konstantinos PAPADAKIS	2	2	0	0	0	0	0	0
9	Konstantinos SOUVLATZIS	23	0	3	0	0	19	1	3
15	Andreas POULOPOULOS	0	0	0	0	0	0	0	0
16	Leonidas VASSILIADIS	4	0	1	0	0	3	0	1
20	Sarafianos PAPASARAFIANOS	7	2	3	1	0	1	0	1

INDIVIDUAL DATA
OUT OF POSSESSION




Egypt v Greece

Out of Possession

Egypt



#	Player	Tackles Made / Won	Blocks	Interceptions	Pressing Direct	Pressing Indirect	Duels Won - Aerial	Duels Won - Physical	Possession Contests won	Clearances	Loose Ball Receptions	Pushing On	Pushing On into Pressing	Possession Regains	Possession Interrupted
16	MALEK AMR	0 / 0	0	0	0	0	0	0	0	1	3	0	0	6	1
2	MOHAMED DEIZL	5 / 2	4	2	8	11	2	0	2	5	4	19	4	8	3
3	ADAM YOUSSEF	1 / 0	3	1	2	5	1	0	1	5	4	2	0	3	5
5	EZZAT MOHAMED	1 / 1	1	0	4	14	1	1	2	7	2	38	10	3	5
6	ADEL ALAA	4 / 2	2	2	10	19	6	0	6	10	5	22	10	11	8
7	MOHAMED GAMAL	4 / 1	2	0	9	16	3	0	3	2	6	23	9	3	2
8	AHMED BESHIR	5 / 1	2	1	8	35	3	0	3	2	9	26	11	4	4
9	ADHAM HASSEIB	1 / 1	2	0	3	13	6	0	6	4	4	18	9	2	2
10	AHMED SAFWAT	2 / 1	1	0	8	39	0	0	0	0	6	39	26	2	1
11	DANIEL TAMER	3 / 0	0	0	5	6	0	0	0	0	2	4	3	0	0
15	OMAR ABDELRAHIM	3 / 0	2	1	6	25	1	0	4	1	4	29	11	5	2
14	ZIAD SOUIDI	0 / 0	2	0	1	6	0	0	0	1	1	3	3	0	3
17	KHALED ABOUELROKAB	0 / 0	0	0	2	3	0	0	0	0	0	1	0	0	0
19	KHALED MOKHTAR	0 / 0	0	0	0	1	0	0	0	0	1	1	1	0	0
20	AMIR ABOUELEZZ	0 / 0	0	0	1	7	1	0	1	0	0	6	5	1	0
21	YOUSEF ABDULLAH	2 / 1	0	0	3	4	0	0	1	2	2	5	2	1	3

Out of Possession

Greece

#	Player	Tackles Made / Won	Blocks	Interceptions	Pressing Direct	Pressing Indirect	Duels Won - Aerial	Duels Won - Physical	Possession Contests won	Clearances	Loose Ball Receptions	Pushing On	Pushing On into Pressing	Possession Regains	Possession Interrupted
1	Christos GEITONAS	0 / 0	0	0	0	0	0	0	0	3	2	0	0	6	2
2	Georgios SIOZIOS	3 / 1	2	2	9	12	1	0	2	5	4	14	6	7	4
3	Konstantinos KARANGELIS	4 / 2	1	0	4	16	0	1	1	4	2	11	6	2	5
4	Vasileios LAVDAS	2 / 0	4	1	5	4	0	0	0	7	10	13	6	4	5
5	Athanasios FILIPPIADIS	1 / 0	0	2	2	0	2	0	2	10	7	2	0	7	6
6	Panagiotis BINIARIS	7 / 2	0	0	7	24	2	0	2	6	9	16	10	6	8
7	Iason NEMPIS	2 / 0	2	0	3	11	0	0	0	0	2	13	10	0	1
10	Ioannis KOSTOGLOU	2 / 0	0	0	5	4	1	0	1	0	5	4	2	3	0
11	Nikolaos CHALDEZOS	9 / 3	1	0	4	9	1	0	1	1	6	9	5	4	2
14	Giannis NETO	3 / 1	1	0	3	22	0	0	1	0	3	12	7	2	1
17	Stefanos TSIGKAS	2 / 0	0	0	5	2	2	0	2	5	7	6	5	4	3
8	Konstantinos PAPADAKIS	1 / 0	0	0	1	2	0	0	0	0	0	2	1	0	0
9	Konstantinos SOUVLATZIS	0 / 0	1	0	0	8	1	0	1	0	3	3	3	1	0
15	Andreas POULOPOULOS	0 / 0	0	0	0	0	0	0	0	1	0	0	0	0	1
16	Leonidas VASSILIADIS	2 / 0	1	0	3	12	0	0	1	0	2	9	7	1	0
20	Sarafianos PAPASARAFIANOS	1 / 0	0	0	4	4	0	0	0	1	2	5	4	0	1

INDIVIDUAL DATA
PHYSICAL




Egypt v Greece

Physical Data

Egypt



#	Player	Total Distance (m)	Zone 1: 0-7 km/h (m)	Zone 2: 7-15 km/h (m)	Zone 3: 15-20 km/h (m)	Zone 4: 20-25 km/h (m)	Zone 5: 25+ km/h (m)	High Speed Runs (Zone 3)	Sprints (Zone 4 & 5)	Top Speed (km/h)
16	MALEK AMR	4660.1	3590.6	989.7	54.5	14.8	10.5	8.0	2.0	26.7
2	MOHAMED DEIZL	10895.0	4005.2	5014.4	1021.6	546.5	307.3	94.0	40.0	31.6
3	ADAM YOUSSEF	9535.3	3879.0	4641.6	774.2	198.8	41.7	66.0	16.0	30.8
5	EZZAT MOHAMED	7253.2	3019.2	3105.5	680.9	346.0	101.5	69.0	25.0	31.7
6	ADEL ALAA	9266.0	4328.5	3651.6	810.9	333.9	141.2	77.0	24.0	27.9
7	MOHAMED GAMAL	9661.7	3730.6	3860.9	1208.6	592.5	269.0	98.0	48.0	30.6
8	AHMED BESHIR	10543.1	4216.2	4556.6	1177.8	448.0	144.6	109.0	30.0	28.5
9	ADHAM HASSEIB	5604.8	2059.3	2229.1	705.7	393.5	217.2	65.0	29.0	30.4
10	AHMED SAFWAT	10934.6	3332.7	4836.8	1741.3	811.2	212.7	160.0	60.0	33.3
11	DANIEL TAMER	3066.9	851.9	1452.0	423.8	244.1	95.2	45.0	18.0	27.7
15	OMAR ABDELRAHIM	8837.6	2646.7	4256.4	1262.6	552.3	119.5	116.0	34.0	32.3
14	ZIAD SOUIDI	2452.3	1184.3	889.1	221.4	77.5	79.9	16.0	7.0	33.9
17	KHALED ABOUELROKAB	958.0	315.7	353.1	159.3	93.0	37.0	13.0	8.0	28.4
19	KHALED MOKHTAR	943.2	311.7	427.1	150.9	47.3	6.3	16.0	4.0	25.8
20	AMIR ABOUELEZZ	2741.3	1118.6	1196.6	295.7	99.9	30.5	24.0	6.0	27.6
21	YOUSEF ABDULLAH	5302.2	1935.6	2214.2	722.0	319.7	110.7	65.0	22.0	29.7

Physical Data

Greece



#	Player	Total Distance (m)	Zone 1: 0-7 km/h (m)	Zone 2: 7-15 km/h (m)	Zone 3: 15-20 km/h (m)	Zone 4: 20-25 km/h (m)	Zone 5: 25+ km/h (m)	High Speed Runs (Zone 3)	Sprints (Zone 4 & 5)	Top Speed (km/h)
1	Christos GEITONAS	5015.4	3744.5	1083.9	134.3	43.4	9.3	11.0	4.0	28.0
2	Georgios SIOZIOS	10685.1	3907.8	4590.5	1306.7	648.7	231.4	113.0	44.0	31.0
3	Konstantinos KARANGELIS	10446.1	4749.5	3909.6	1068.6	503.0	215.4	93.0	37.0	31.0
4	Vasileios LAVDAS	8773.7	4527.9	2883.4	745.5	424.4	192.5	68.0	38.0	32.7
5	Athanasios FILIPPIADIS	10074.6	4021.5	4557.6	910.3	409.6	175.5	79.0	32.0	30.3
6	Panagiotis BINIARIS	12035.0	3886.5	6146.8	1388.4	499.9	113.4	130.0	34.0	32.6
7	Iason NEMPIS	9097.0	3775.6	3787.1	930.9	433.6	169.7	80.0	31.0	32.6
10	Ioannis KOSTOGLOU	5720.6	1703.0	2869.5	745.5	301.0	101.6	68.0	21.0	31.3
11	Nikolaos CHALDEZOS	8824.4	3195.4	3557.7	1254.3	662.8	154.3	114.0	46.0	27.7
14	Giannis NETO	9665.3	2768.1	5211.7	1257.5	401.1	26.9	115.0	27.0	27.3
17	Stefanos TSIGKAS	9676.7	4420.6	4137.2	800.8	286.2	31.9	77.0	21.0	29.7
8	Konstantinos PAPADAKIS	1186.9	494.9	443.3	184.9	49.3	14.6	13.0	5.0	28.5
9	Konstantinos SOUVLATZIS	4780.8	2255.1	1648.2	428.1	304.7	144.7	34.0	20.0	34.0
15	Andreas POULOPOULOS	534.2	183.8	212.9	63.6	52.2	21.7	5.0	3.0	29.9
16	Leonidas VASSILIADIS	2092.0	758.1	915.3	349.2	64.1	5.3	24.0	3.0	25.4
20	Sarafianos PAPASARAFIANOS	2466.0	948.8	951.5	308.3	171.9	85.5	27.0	14.0	29.7


FIFA
U17
WORLD CUP
QATAR 2026