FIFA U17 WORLD CUP QATAR 2026

POST MATCH SUMMARY REPORT

Qatar 2 - 0 Panama

Group A - Match 1
19 November 2026
18:30 Kick Off
Aspire Zone - Pitch 2 - Ibrahim Khalfan

19 November 2026 - Aspire Zone - Pitch 2 - Ibrahim Khalfan - 18:30

Match Summary - Teams

Qatar

2 – 0

Panama

STARTING

1	GK	BAKRI MOHAMED		
2	DF	MATEO ESPARZAARIZA	41'	
3	DF	ADHAM ADNAN		
4	DF	SAMI DARANI		
5	DF	TAHA NASSIR	⚽ 90+1'	
6	MF	HADI KHALIL	⬇ 69'	
7	FW	DHIAEDDINE BENYATLA		
8	MF	MOHAMED FADL	54'	⬇ 90+4'
9	FW	MOHSAIN ALHAJRI	⬇ 58'	
11	FW	KUNLE TOKODE	77'	⬇ 90+4'
14	MF	OMAR AYMAN	36'	⬇ 58'

SUBSTITUTES

12	GK	HUSAM HAIDER		
21	GK	MOHAMED FADIL		
10	MF	AHMED ABOUELKOMSAN	⬆ 69'	
13	DF	GHASSAN ELTOUM		
15	DF	ALI ELNOURY	⬆ 90+4'	
16	DF	AHMED FATHY		
17	FW	CRISTIANO SORIACABRERA	⬆ 58'	
18	MF	SHAHER ROUSTOM	⬆ 58'	
20	FW	ABDOULAYE NDIAYE	⬆ 90+4'	⚽ 90+5'

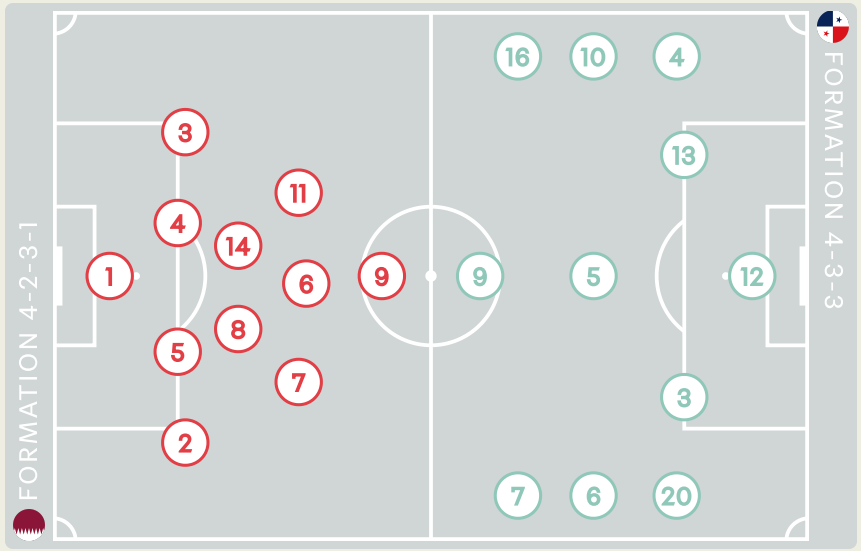

STARTING

Isaias ABUABARA	GK	12		
Stephen DOMINGUEZ	DF	3		
62'	Neir MARRUGO	DF	4	
Lucas NORTE	MF	5		
⬇ 90+6'	Jossimar INSTURAIN	MF	6	
⬇ 65'	Alexander TULL	MF	7	
Thiago CHALMERS	FW	9		
Estevis LOPEZ	MF	10		
53'	Alberto ADAMS	DF	13	
⬇ 87'	Cristian MORAN	FW	16	
Gabriel QUIROZ	MF	20		

SUBSTITUTES

Adamir APARICIO	GK	1		
Luis LOPEZ	GK	21		
Anthony MURILLO	DF	2		
⬆ 65'	Alfredo MADURO	MF	8	
Jorge GENERAL	MF	11		
⬆ 87'	Ronaldo MATOS	MF	14	
Giancarlo ALEMAN	DF	15		
Jose ASPRILLA	MF	17		
Joseph LOPEZ	MF	18		
⬆ 90+6'	Jorshua GOMEZ	FW	19	

Distribution in the Final Third

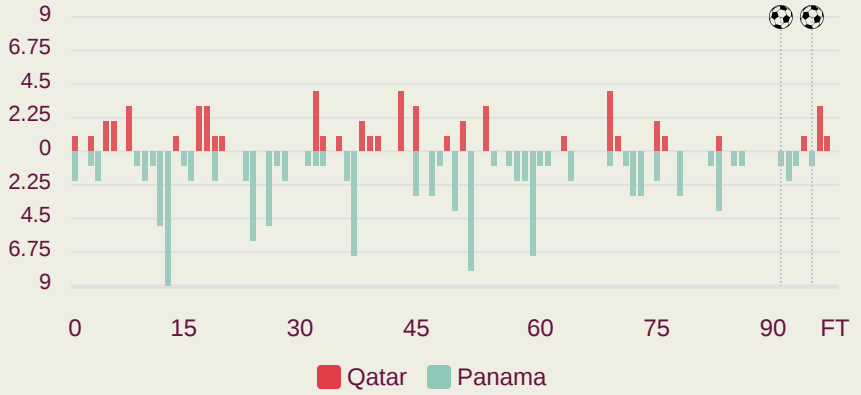

19 November 2026 - Aspire Zone - Pitch 2 - Ibrahim Khalfan - 18:30

Match Summary - Key Statistics

Qatar **2 — 0** **Panama**

Possession

37% | 6.3% | 56.7%

Total		Total
2	Goals	0
0.98	xG (Expected Goals)	0.7
4 (2)	Attempts at Goal (On Target)	11 (1)
287 (233)	Total Passes (Complete)	510 (463)
81 %	Pass Completion %	91 %
40	Completed Line Breaks	66
4	Defensive Line Breaks	7
38	Receptions in the Final Third	79
7	Crosses	20
34	Ball Progressions	19
180 (46)	Defensive Pressures Applied (Direct Pressures)	126 (32)
34	Forced Turnovers	40
49	Second Balls	45
111.5 km	Total Distance Covered	98.3 km
4.5 km	Zone 4 – Low Speed Sprinting: 20-25 km/h	3.6 km

19 November 2026 - Aspire Zone - Pitch 2 - Ibrahim Khalfan - 18:30

Qatar

Phases of Play

Panama

IN POSSESSION



OUT OF POSSESSION

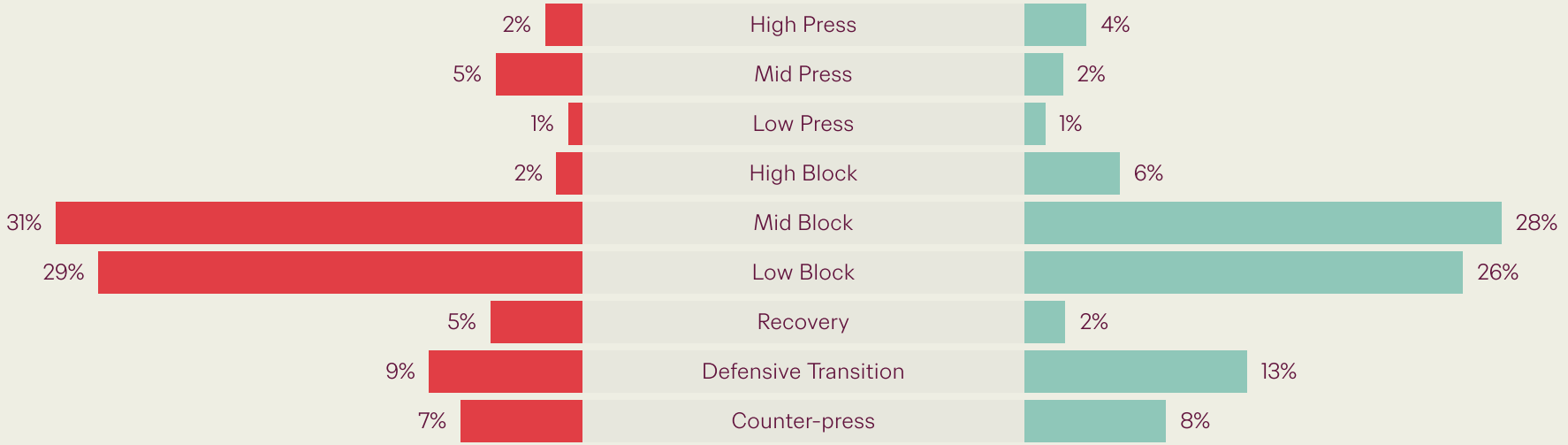

IN POSSESSION



Qatar v Panama

In Possession Line Height & Team Length

Qatar

Build Up Low

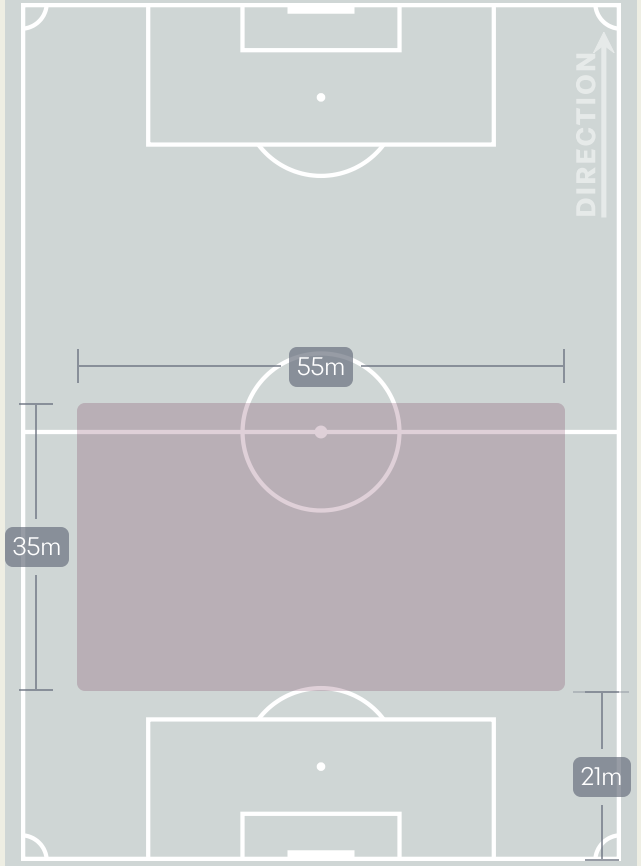

Build Up Mid

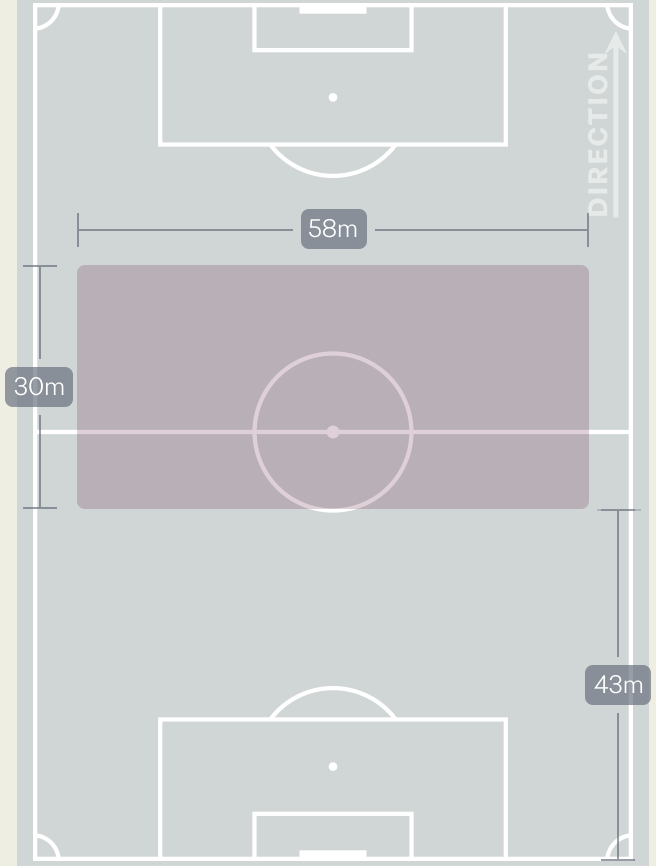

Final Third Phase

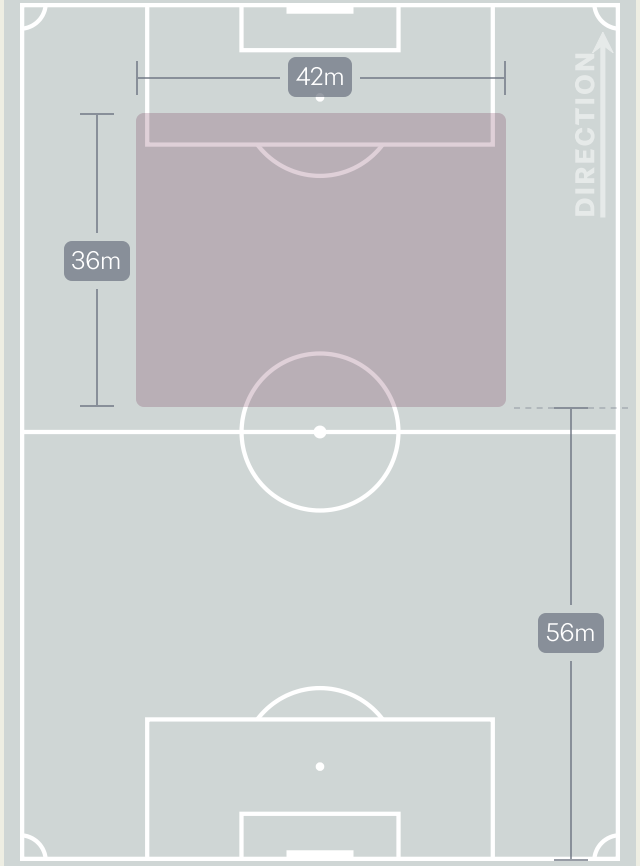

In Possession Line Height & Team Length

Panama

Build Up Low

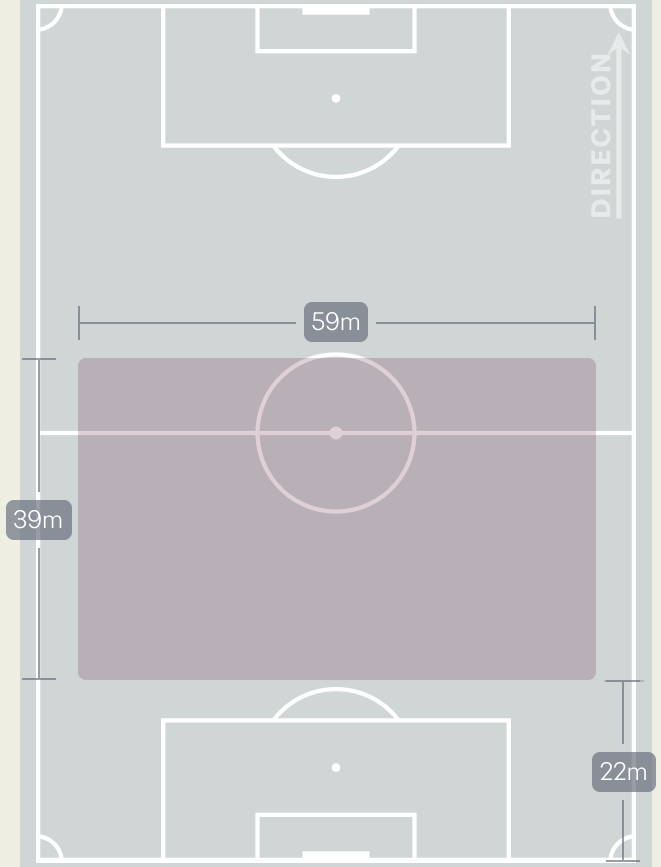

Build Up Mid

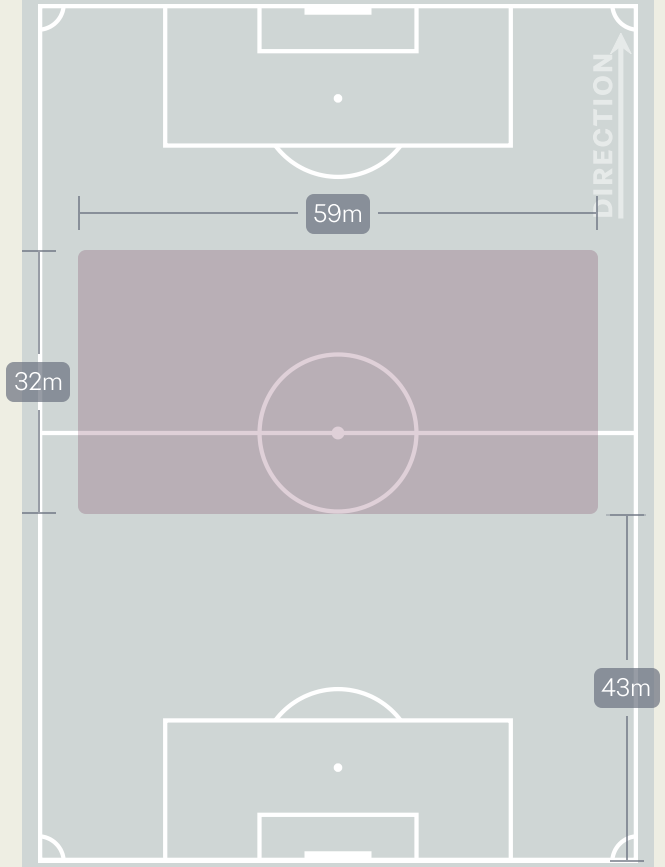

Final Third Phase

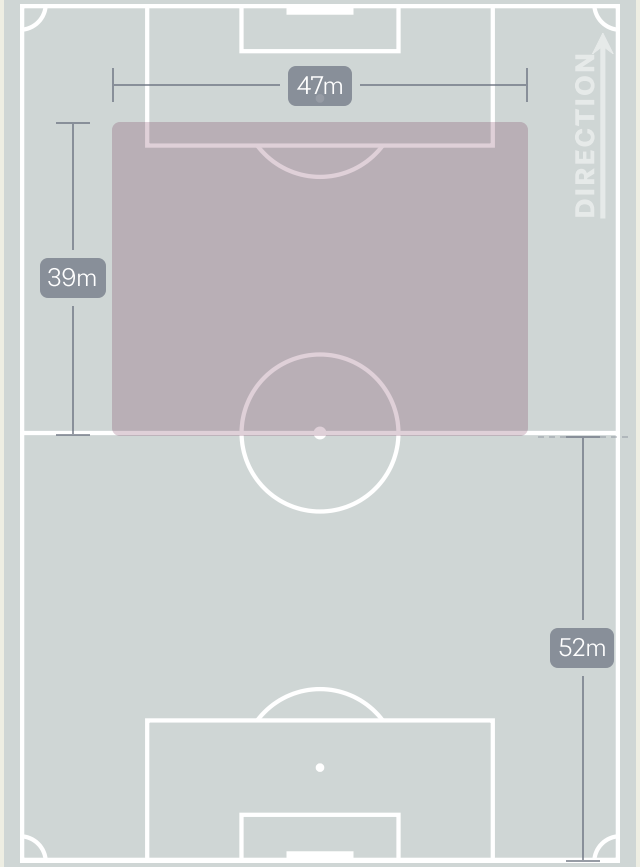

Line Breaks

Qatar

Attempted Line Breaks
65

14	9
Attempted	Complete

21	18
Attempted	Complete

30	13
Attempted	Complete

4 Units

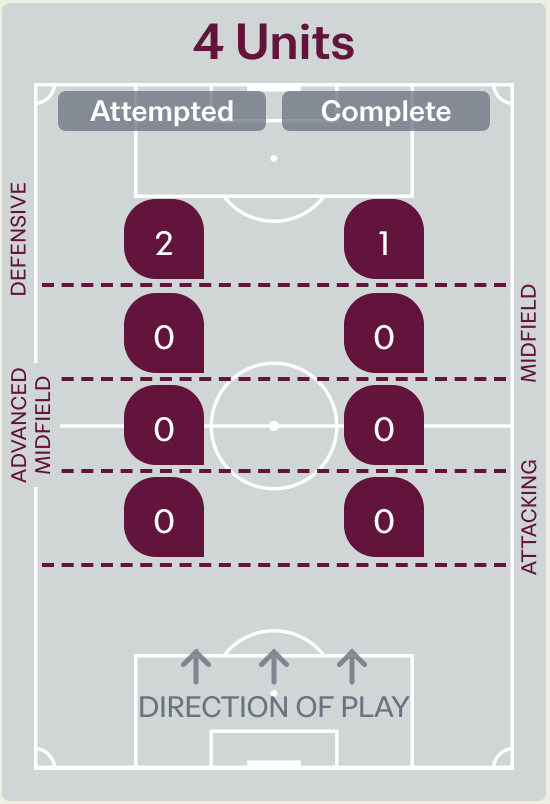

Attempted Line Breaks	2
Inside Shape	1
Outside Shape	1

3 Units

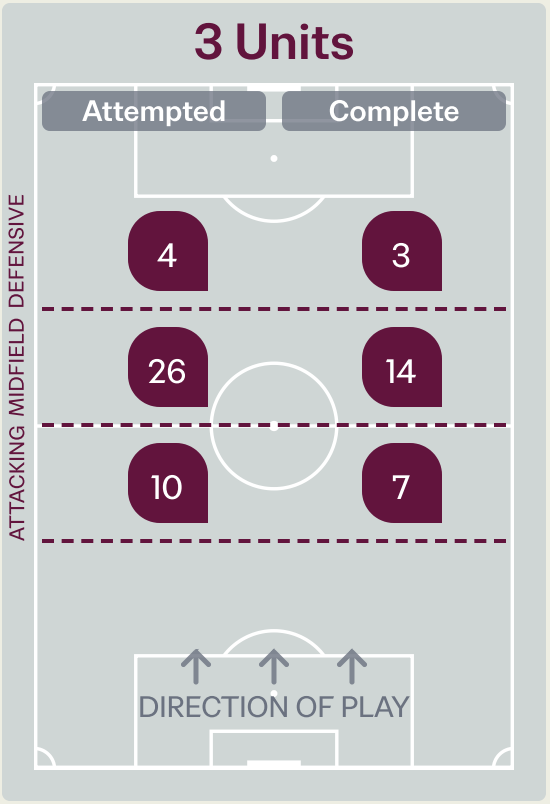

Attempted Line Breaks	40
Inside Shape	27
Outside Shape	13

2 Units

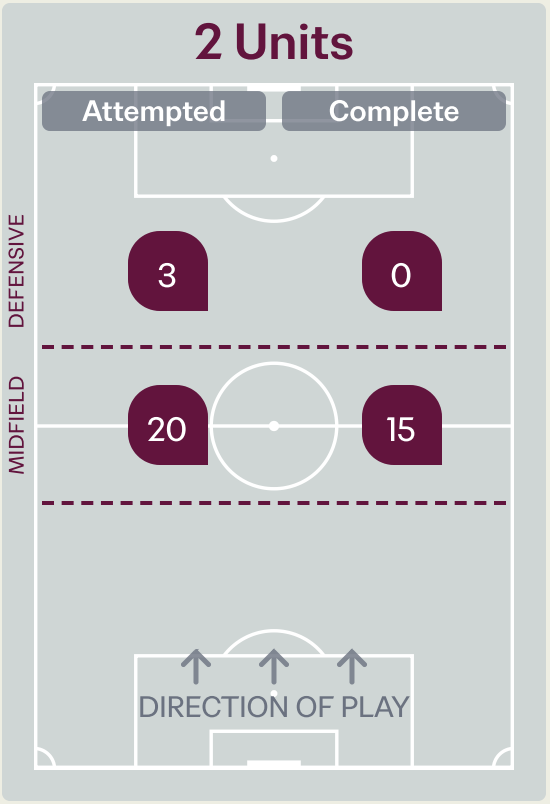

Attempted Line Breaks	23
Inside Shape	14
Outside Shape	9

Line Breaks

Panama

Attempted Line Breaks
93

Attempted	Complete
32	23
33	29
28	14

4 Units

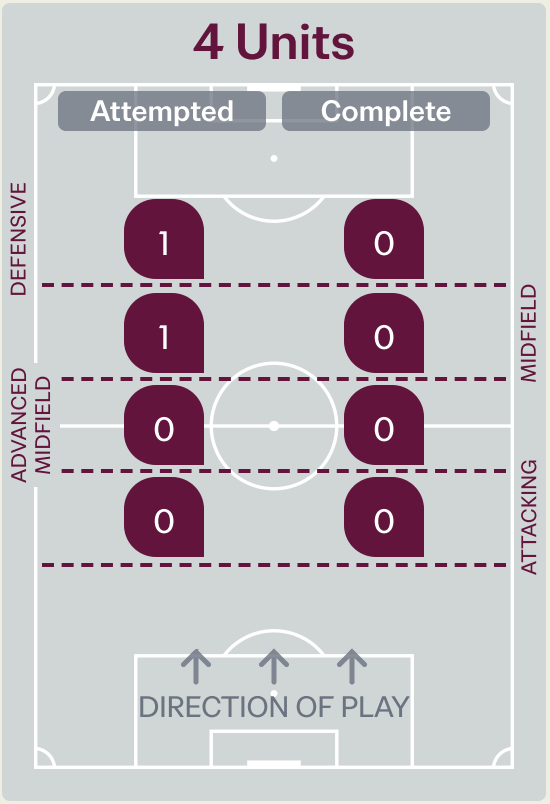

Attempted Line Breaks	2
Inside Shape	2
Outside Shape	0

3 Units

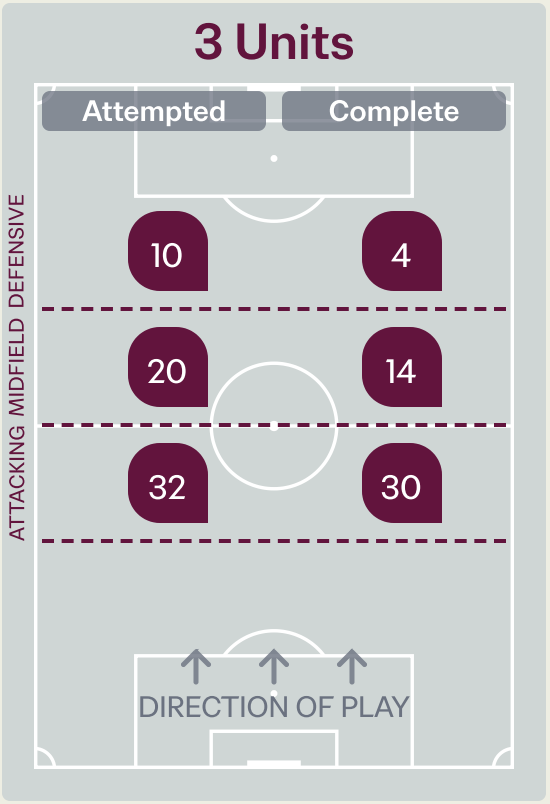

Attempted Line Breaks	62
Inside Shape	35
Outside Shape	27

2 Units

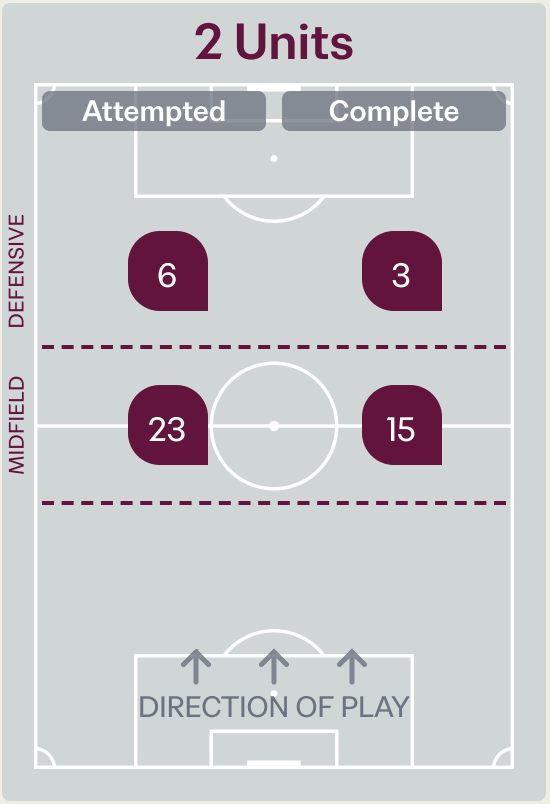

Attempted Line Breaks	29
Inside Shape	21
Outside Shape	8

Line Breaks

Qatar

					4 Units				3 Units			2 Units		Direction			Distribution Type		
#	Player	Line Breaks Attempted	Line Breaks Completed	Line Break Completion %	Attacking Line	Attacking Midfield Line	Midfield Line	Defensive Line	Attacking Line	Midfield Line	Defensive Line	Midfield Line	Defensive Line	Through	Around	Over	Pass	Cross	Ball Progression
1	BAKRI MOHAMED	8	3	38%	0	0	0	0	3	2	1	2	0	0	1	7	8	0	0
2	MATEO ESPARZAARIZA	9	7	78%	0	0	0	0	1	4	1	3	0	3	3	3	7	0	2
3	ADHAM ADNAN	5	2	40%	0	0	0	0	1	3	0	1	0	0	3	2	4	0	1
4	SAMI DARANI	7	3	43%	0	0	0	0	1	4	1	0	1	1	2	4	7	0	0
5	TAHA NASSIR	14	10	71%	0	0	0	2	2	5	0	5	0	1	5	8	13	0	1
6	HADI KHALIL	4	3	75%	0	0	0	0	1	0	0	3	0	2	1	1	4	0	0
7	DHIAEDDINE BENYATLA	2	0	0%	0	0	0	0	0	0	0	1	1	0	1	1	1	0	1
8	MOHAMED FADL	2	2	100%	0	0	0	0	0	0	0	2	0	1	0	1	2	0	0
9	MOHSAIN ALHAJRI	2	2	100%	0	0	0	0	0	1	0	1	0	1	1	0	2	0	0
11	KUNLE TOKODE	5	3	60%	0	0	0	0	0	3	1	1	0	2	2	1	3	0	2
14	OMAR AYMAN	4	3	75%	0	0	0	0	1	2	0	0	1	1	2	1	4	0	0
10	AHMED ABOUELKOMSAN	1	0	0%	0	0	0	0	0	1	0	0	0	0	0	1	1	0	0
15	ALI ELNOURY	0	0	0%	0	0	0	0	0	0	0	0	0	0	0	0	0	0	0
17	CRISTIANO SORIACABRERA	0	0	0%	0	0	0	0	0	0	0	0	0	0	0	0	0	0	0
18	SHAHER ROUSTOM	2	2	100%	0	0	0	0	0	1	0	1	0	2	0	0	2	0	0
20	ABDOULAYE NDIAYE	0	0	0%	0	0	0	0	0	0	0	0	0	0	0	0	0	0	0

Line Breaks

Panama

					4 Units				3 Units			2 Units		Direction			Distribution Type		
#	Player	Line Breaks Attempted	Line Breaks Completed	Line Break Completion %	Attacking Line	Attacking Midfield Line	Midfield Line	Defensive Line	Attacking Line	Midfield Line	Defensive Line	Midfield Line	Defensive Line	Through	Around	Over	Pass	Cross	Ball Progression
12	Isaias ABUABARA	4	4	100%	0	0	0	0	2	2	0	0	0	1	0	3	4	0	0
3	Stephen DOMINGUEZ	19	14	74%	0	0	0	1	10	4	1	3	0	3	10	6	18	0	1
4	Neir MARRUGO	9	9	100%	0	0	0	0	5	2	0	2	0	4	4	1	9	0	0
5	Lucas NORTE	12	8	67%	0	0	0	0	2	2	3	4	1	7	2	3	12	0	0
6	Jossimar INSTURAIN	9	5	56%	0	0	0	0	1	3	2	2	1	2	2	5	9	0	0
7	Alexander TULL	5	3	60%	0	0	0	0	1	1	1	2	0	1	3	1	3	1	1
9	Thiago CHALMERS	1	0	0%	0	0	0	0	0	0	1	0	0	0	0	1	1	0	0
10	Estevis LOPEZ	12	7	58%	0	0	0	0	0	1	1	7	3	6	3	3	9	1	2
13	Alberto ADAMS	9	8	89%	0	0	0	0	7	1	0	1	0	1	5	3	9	0	0
16	Cristian MORAN	5	4	80%	0	0	0	0	2	1	1	1	0	4	1	0	5	0	0
20	Gabriel QUIROZ	8	4	50%	0	0	1	0	2	3	0	1	1	3	3	2	7	1	0
8	Alfredo MADURO	0	0	0%	0	0	0	0	0	0	0	0	0	0	0	0	0	0	0
14	Ronaldo MATOS	0	0	0%	0	0	0	0	0	0	0	0	0	0	0	0	0	0	0
19	Jorshua GOMEZ	0	0	0%	0	0	0	0	0	0	0	0	0	0	0	0	0	0	0

Passing Networks

Qatar

#	Passes From ↓ to →	BAKRI MOHAMED	MATEO ESPARZAARIZA	ADHAM ADNAN	SAMI DARANI	TAHA NASSIR	HADI KHALIL	DHIAEDDINE BENYATLA	MOHAMED FADL	MOHSAIN ALHAJRI	KUNLE TOKODE	OMAR AYMAN	AHMED ABOUELKOMSAN	ALI ELNOURY	CRISTIANO SORIACABRERA	SHAHER ROUSTOM	ABDOULAYE NDIAYE
1	BAKRI MOHAMED		0	0	8	10	1	0	3	0	2	1	0	0	0	0	0
2	MATEO ESPARZAARIZA	0		0	0	1	3	2	0	1	0	0	0	0	0	1	0
3	ADHAM ADNAN	2	1		4	0	1	0	1	0	0	2	0	0	0	0	0
4	SAMI DARANI	1	0	5		4	1	0	9	0	4	5	5	0	1	1	0
5	TAHA NASSIR	5	3	1	2		7	6	6	0	1	5	3	0	0	2	0
6	HADI KHALIL	0	2	1	4	1		2	5	0	3	1	0	0	0	0	0
7	DHIAEDDINE BENYATLA	0	2	0	0	0	2		1	0	0	0	0	0	0	0	0
8	MOHAMED FADL	2	1	0	9	12	4	0		0	1	1	0	0	0	1	0
9	MOHSAIN ALHAJRI	0	0	0	1	0	1	2	0		0	0	0	0	0	0	0
11	KUNLE TOKODE	0	0	1	1	2	0	0	0	0		1	0	0	1	0	0
14	OMAR AYMAN	2	0	2	5	6	1	0	2	3	0		0	0	0	0	0
10	AHMED ABOUELKOMSAN	0	0	0	4	4	0	0	1	0	0	0		0	0	1	0
15	ALI ELNOURY	0	0	0	0	0	0	0	0	0	0	0	0		0	0	0
17	CRISTIANO SORIACABRERA	0	0	0	0	0	0	0	0	0	0	0	0	0		1	0
18	SHAHER ROUSTOM	0	1	0	0	3	0	0	0	0	1	0	2	0	0		1
20	ABDOULAYE NDIAYE	0	0	0	0	0	0	0	0	0	0	0	0	0	0	0	

Top 5 Player to Player Passers		
Player	Passed To	% of Total Team Passes
MOHAMED FADL	TAHA NASSIR	5.3%
BAKRI MOHAMED	TAHA NASSIR	4.4%
SAMI DARANI	MOHAMED FADL	4%
MOHAMED FADL	SAMI DARANI	4%
BAKRI MOHAMED	SAMI DARANI	3.5%

Passing Networks

Panama

#	Passes From ↓ to →	Isaias ABUABARA	Stephen DOMINGUEZ	Neir MARRUGO	Lucas NORTE	Jossimar INSTURAIN	Alexander TULL	Thiago CHALMERS	Estevis LOPEZ	Alberto ADAMS	Cristian MORAN	Gabriel QUIROZ	Alfredo MADURO	Ronaldo MATOS	Jorshua GOMEZ
12	Isaias ABUABARA		7	0	1	0	0	1	1	5	0	0	0	0	0
3	Stephen DOMINGUEZ	4		0	13	9	8	0	8	24	3	11	0	0	0
4	Neir MARRUGO	0	0		0	2	1	1	8	20	10	0	1	0	0
5	Lucas NORTE	0	15	5		10	2	0	4	12	2	2	5	0	0
6	Jossimar INSTURAIN	0	7	3	5		1	2	8	8	2	2	0	0	0
7	Alexander TULL	0	2	0	1	3		0	3	1	0	8	0	0	0
9	Thiago CHALMERS	0	0	0	3	0	1		1	1	0	0	0	0	0
10	Estevis LOPEZ	0	6	4	3	4	6	0		3	6	5	5	0	0
13	Alberto ADAMS	2	35	22	13	8	0	2	5		1	1	1	0	0
16	Cristian MORAN	0	1	1	3	0	0	0	7	7		2	1	0	0
20	Gabriel QUIROZ	1	11	0	5	2	3	2	2	0	0		0	0	0
8	Alfredo MADURO	0	0	0	2	0	0	0	5	1	1	1		0	0
14	Ronaldo MATOS	0	0	0	0	1	0	0	0	0	0	0	0		0
19	Jorshua GOMEZ	0	0	0	0	0	0	0	0	0	0	0	0	0	

Top 5 Player to Player Passers		
Player	Passed To	% of Total Team Passes
Alberto ADAMS	Stephen DOMINGUEZ	7.8%
Stephen DOMINGUEZ	Alberto ADAMS	5.4%
Alberto ADAMS	Neir MARRUGO	4.9%
Neir MARRUGO	Alberto ADAMS	4.5%
Lucas NORTE	Stephen DOMINGUEZ	3.3%

Attempts at Goal

Qatar

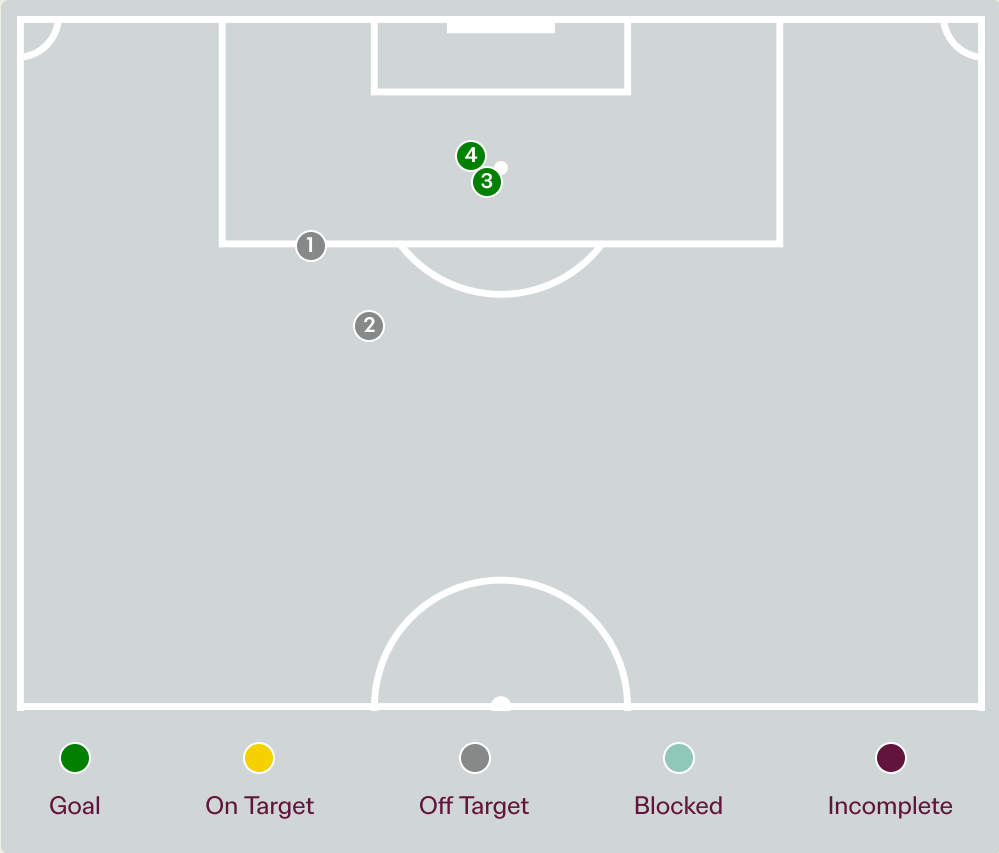



Key	Outcome	Shots
	Goals	2
	On Target	0
	Off Target	2
	Blocked	0
	Incomplete	0

Attempts at Goal

Qatar

Time	Player	Outcome	Body Part	Delivery Type
2	6 HADI KHALIL	Off Target	Left Foot	Ball Progression
66	6 HADI KHALIL	Off Target	Right Foot	Loose Ball
90	5 TAHA NASSIR	On Target - Goal	Right Foot	Penalty
94	20 ABDOULAYE NDIAYE	On Target - Goal	Right Foot	Pass

Attempts at Goal

Panama

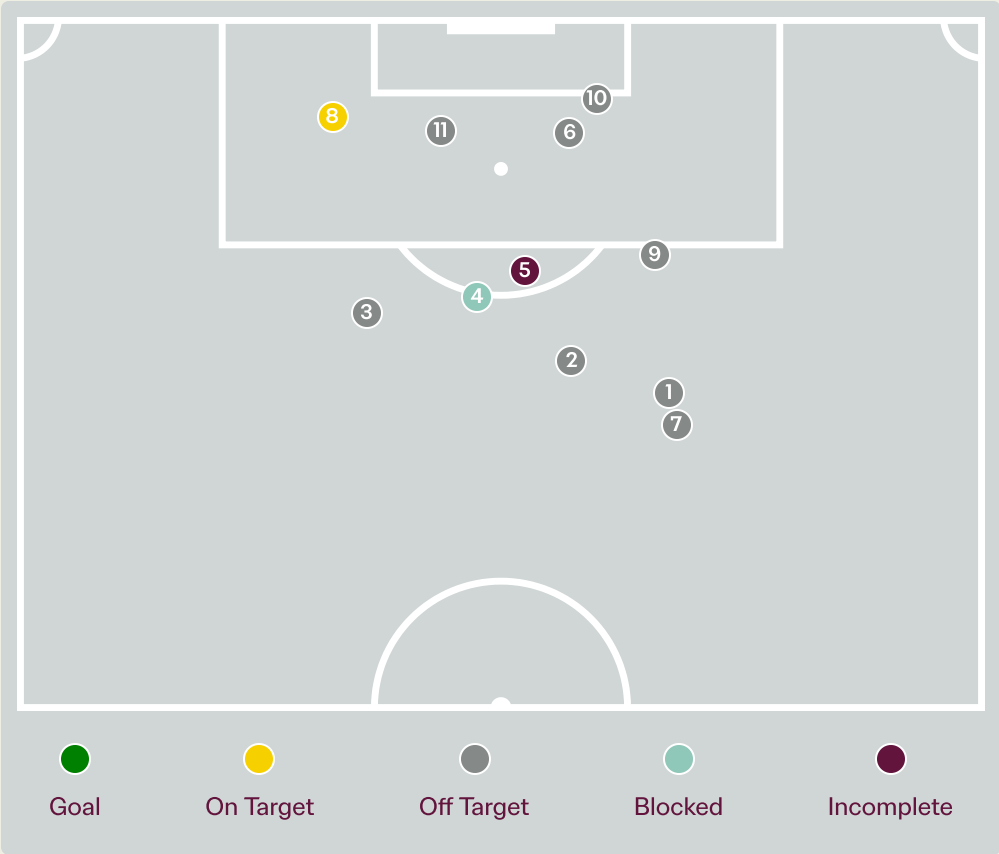

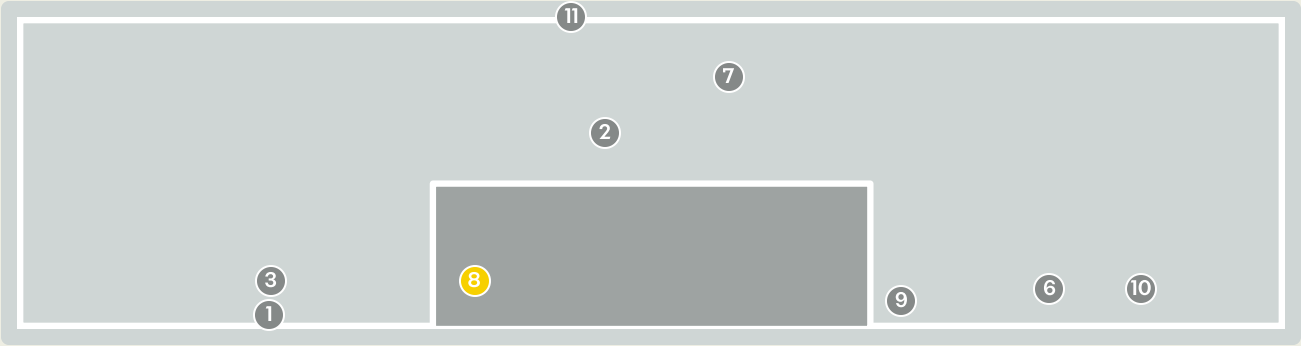

Key	Outcome	Shots
	Goals	0
	On Target	1
	Off Target	8
	Blocked	1
	Incomplete	1

Attempts at Goal

Panama

Time	Player	Outcome	Body Part	Delivery Type
5	16 Cristian MORAN	Off Target	Right Foot	Pass
29	10 Estevis LOPEZ	Off Target	Left Foot	Freekick
46	9 Thiago CHALMERS	Deflected Off Target - Defensive Event	Right Foot	Pass
46	5 Lucas NORTE	Incomplete - Blocked	Right Foot	Loose Ball
46	5 Lucas NORTE	Deflected Off Target - Defensive Event	Right Foot	Other
47	6 Jossimar INSTURAIN	Off Target	Right Foot	Corner
51	6 Jossimar INSTURAIN	Off Target	Right Foot	Pass
59	7 Alexander TULL	On Target - Saved	Left Foot	Pass
61	10 Estevis LOPEZ	Deflected Off Target - Defensive Event	Left Foot	Freekick
73	8 Alfredo MADURO	Off Target	Right Foot	Loose Ball
93	3 Stephen DOMINGUEZ	Off Target	Head	Freekick

Crosses (Open Play)

Qatar

Cross Locations

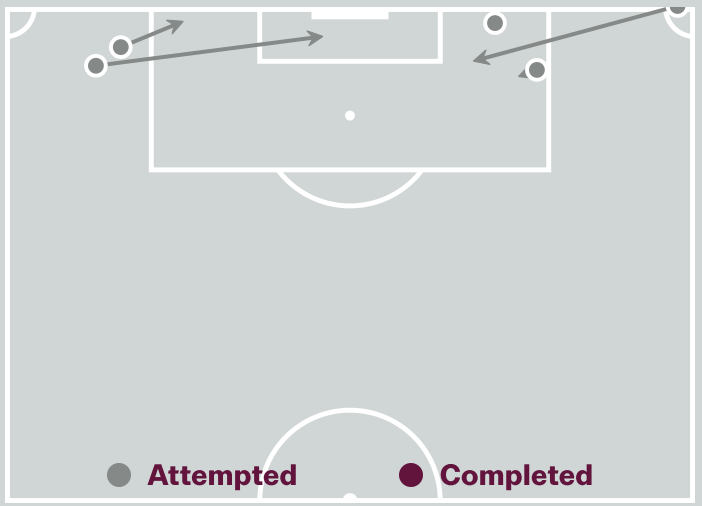

Delivery Type

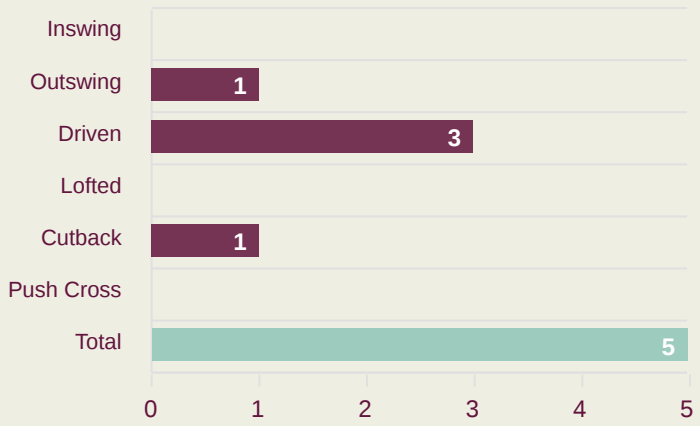

Cross Zones

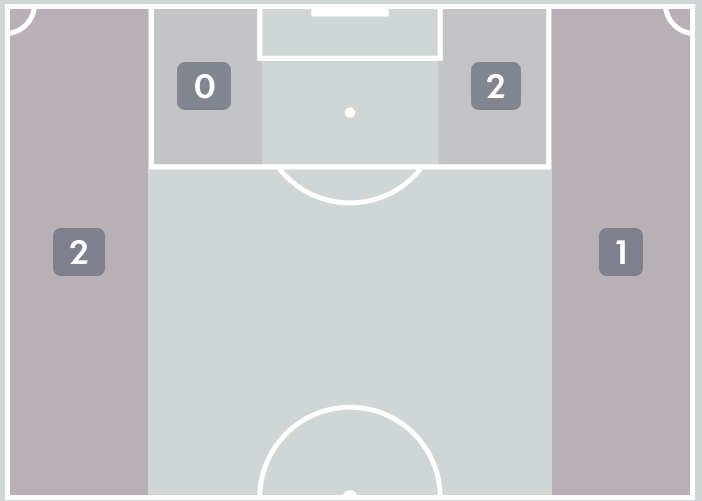

Attempted

5

Completed

0

Most Crosses Attempted

3

DHIAEDDINE BENYATLA

ATTACKING MIDFIELD RIGHT

#	Player	Inswing	Outswing	Driven	Lofted	Cutback	Push Cross	Total Attempted
1	BAKRI MOHAMED	0	0	0	0	0	0	0
2	MATEO ESPARZAARIZA	0	0	0	0	0	0	0
3	ADHAM ADNAN	0	0	0	0	0	0	0
4	SAMI DARANI	0	0	0	0	0	0	0
5	TAHA NASSIR	0	0	0	0	0	0	0
6	HADI KHALIL	0	0	0	0	0	0	0
7	DHIAEDDINE BENYATLA	0	0	2	0	1	0	3
8	MOHAMED FADL	0	0	0	0	0	0	0
9	MOHSAIN ALHAJRI	0	0	0	0	0	0	0
11	KUNLE TOKODE	0	1	1	0	0	0	2
14	OMAR AYMAN	0	0	0	0	0	0	0
10	AHMED ABOUELKOMSAN	0	0	0	0	0	0	0
15	ALI ELNOURY	0	0	0	0	0	0	0
17	CRISTIANO SORIACABRERA	0	0	0	0	0	0	0
18	SHAHER ROUSTOM	0	0	0	0	0	0	0
20	ABDOULAYE NDIAYE	0	0	0	0	0	0	0

Crosses (Open Play)

Panama

Cross Locations

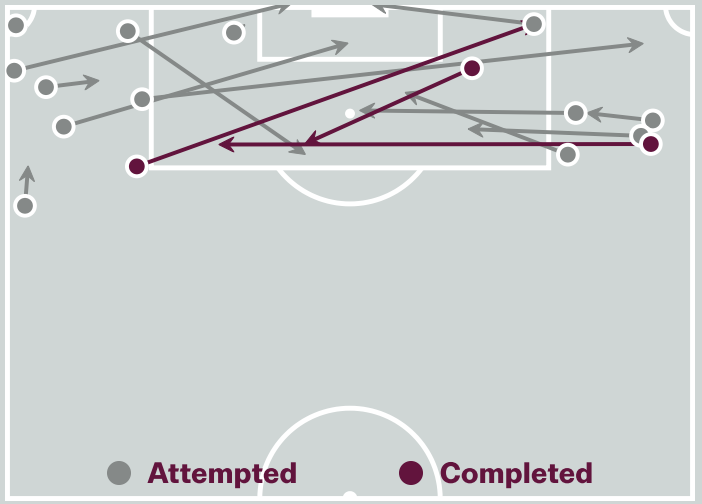

Delivery Type

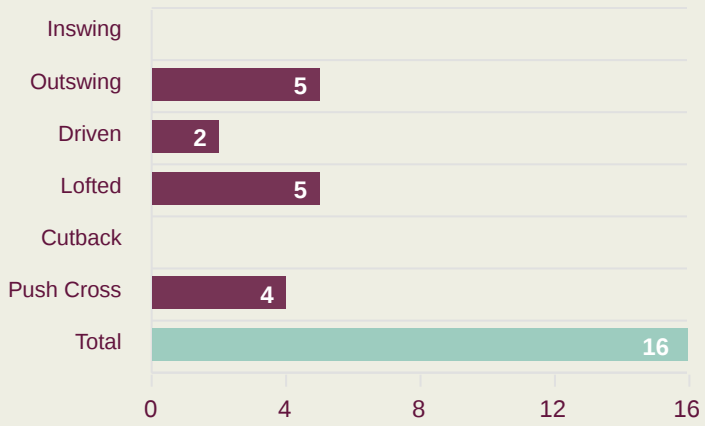

Cross Zones

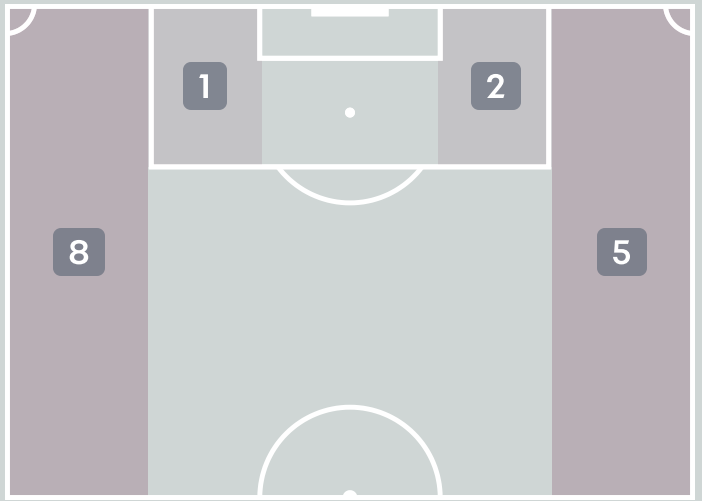

Attempted

16

Completed

3

Most Crosses Attempted

4

Alexander TULL
LEFT WINGER

#	Player	Inswing	Outswing	Driven	Lofted	Cutback	Push Cross	Total Attempted
12	Isaias ABUABARA	0	0	0	0	0	0	0
3	Stephen DOMINGUEZ	0	0	0	0	0	0	0
4	Neir MARRUGO	0	0	1	0	0	1	2
5	Lucas NORTE	0	0	0	0	0	0	0
6	Jossimar INSTURAIN	0	0	0	0	0	0	0
7	Alexander TULL	0	0	1	2	0	1	4
9	Thiago CHALMERS	0	0	0	0	0	0	0
10	Estevis LOPEZ	0	1	0	0	0	1	2
13	Alberto ADAMS	0	0	0	0	0	0	0
16	Cristian MORAN	0	1	0	1	0	0	2
20	Gabriel QUIROZ	0	3	0	1	0	0	4
8	Alfredo MADURO	0	0	0	1	0	1	2
14	Ronaldo MATOS	0	0	0	0	0	0	0
19	Jorshua GOMEZ	0	0	0	0	0	0	0

Offering to Receive

Qatar

179
Total Offers Made

62
Total Offers Received

Most Offers
38
MOHAMED FADL
DEFENSIVE MIDFIELD CENTRE RIGHT

58
Offers Made in Final Third

90
Offers Made in Middle Third

31
Offers Made in Defensive Third

Offers Made Inside Shape

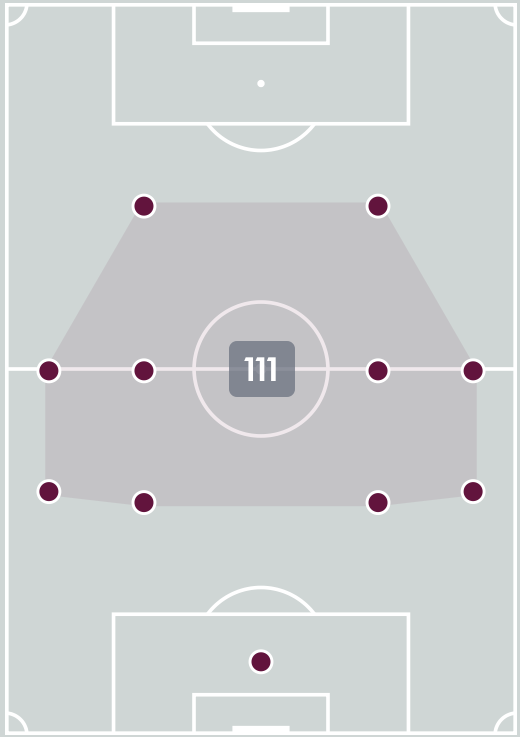

Offers Made Outside Shape

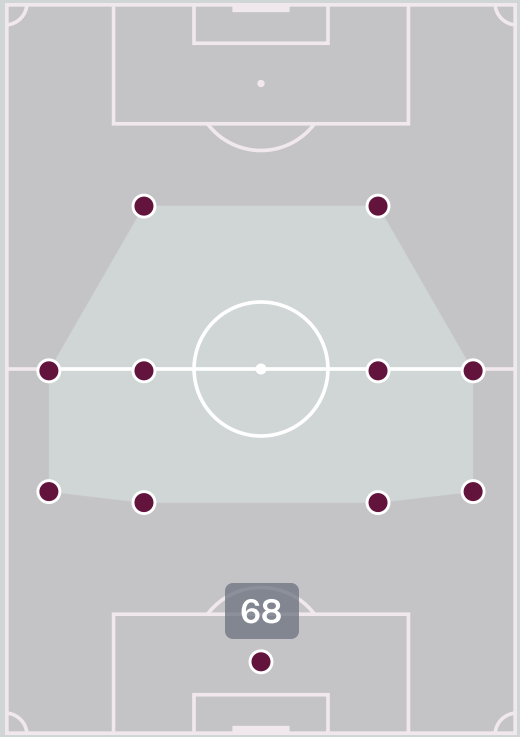

#	Player	Offers Made	Offers Received	% Made & Received
1	BAKRI MOHAMED	4	3	75%
2	MATEO ESPARZAARIZA	13	2	15.4%
3	ADHAM ADNAN	8	1	12.5%
4	SAMI DARANI	4	3	75%
5	TAHA NASSIR	25	15	60%
6	HADI KHALIL	10	7	70%
7	DHIAEDDINE BENYATLA	13	1	7.7%
8	MOHAMED FADL	38	11	28.9%
9	MOHSAIN ALHAJRI	14	1	7.1%
11	KUNLE TOKODE	20	7	35%
14	OMAR AYMAN	10	6	60%
10	AHMED ABOUELKOMSAN	3	2	66.7%
15	ALI ELNOURY	0	0	0%
17	CRISTIANO SORIACABRERA	7	1	14.3%
18	SHAHER ROUSTOM	7	1	14.3%
20	ABDOULAYE NDIAYE	3	1	33.3%

Offering to Receive

Panama

311
Total Offers Made

123
Total Offers Received

Most Offers
83
Estevis LOPEZ
RIGHT MIDFIELD

110
Offers Made in Final Third

178
Offers Made in Middle Third

23
Offers Made in Defensive Third

Offers Made Inside Shape

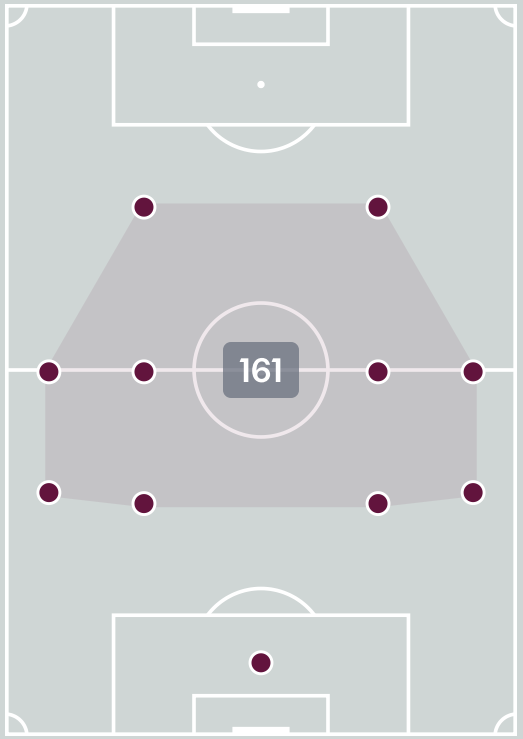

Offers Made Outside Shape

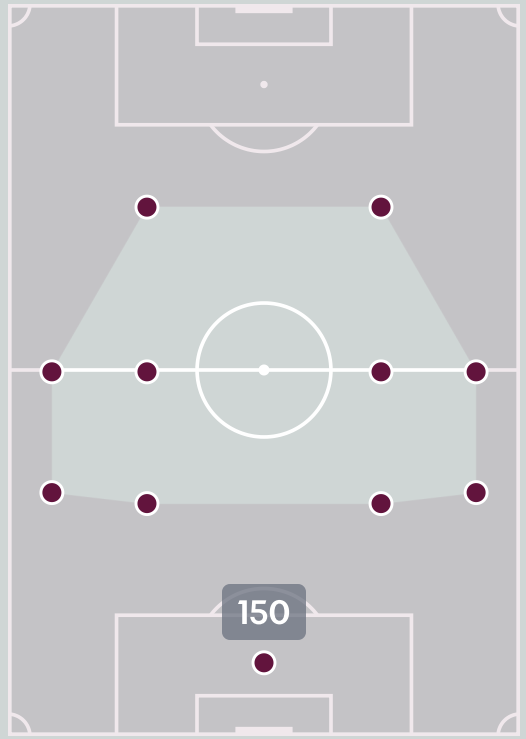

#	Player	Offers Made	Offers Received	% Made & Received
12	Isaias ABUABARA	2	1	50%
3	Stephen DOMINGUEZ	9	5	55.6%
4	Neir MARRUGO	15	2	13.3%
5	Lucas NORTE	37	14	37.8%
6	Jossimar INSTURAIN	31	12	38.7%
7	Alexander TULL	20	8	40%
9	Thiago CHALMERS	23	2	8.7%
10	Estevis LOPEZ	83	38	45.8%
13	Alberto ADAMS	15	10	66.7%
16	Cristian MORAN	38	19	50%
20	Gabriel QUIROZ	25	10	40%
8	Alfredo MADURO	9	2	22.2%
14	Ronaldo MATOS	3	0	0%
19	Jorshua GOMEZ	1	0	0%

Movement to Receive

Qatar

Movement Types by Phase

Final Third Phase

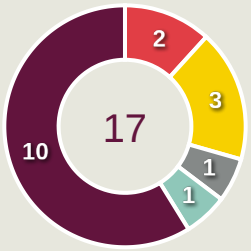

Progression Phase

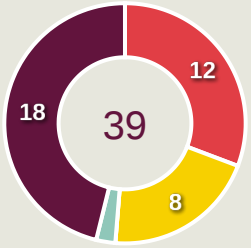

Build Up Phase

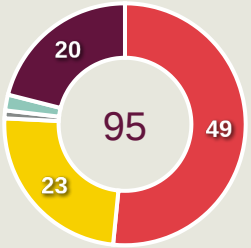

All Movement Types

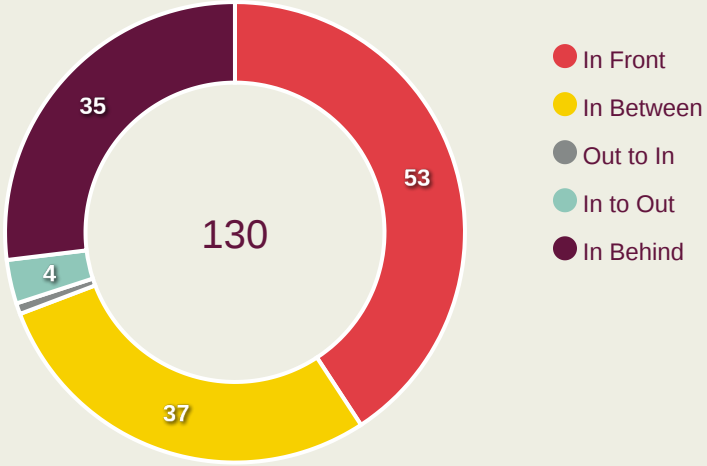

Top Ranked Players

Type	Player	Movements
In Front	8 MOHAMED FADL	27
In Between	9 MOHSAIN ALHAJRI	8
Out to In	8 MOHAMED FADL	1
In to Out	8 MOHAMED FADL	1
In Behind	7 DHIAEDDINE BENYATLA	10

Movement Types Pitch Third

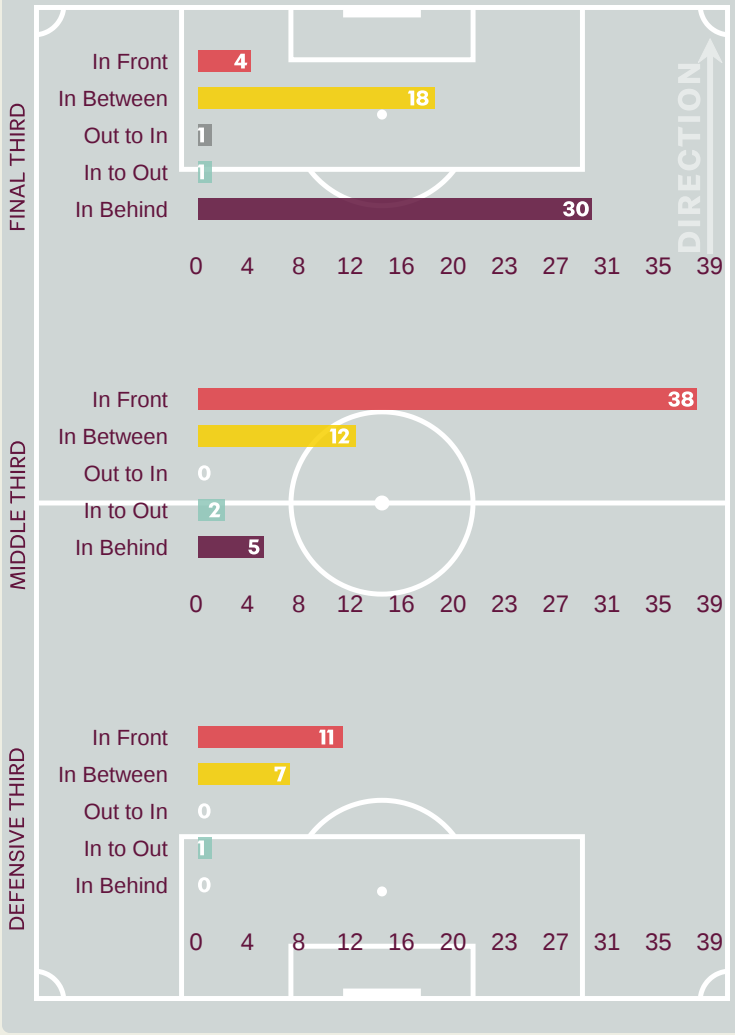

Movement to Receive

Panama

Movement Types by Phase

Final Third Phase

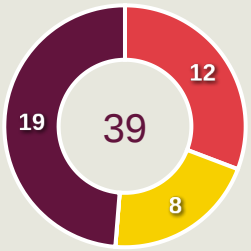

Progression Phase

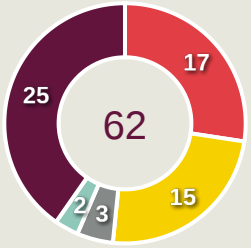

Build Up Phase

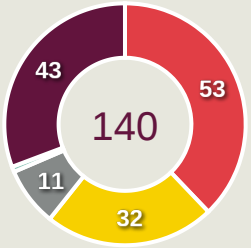

All Movement Types

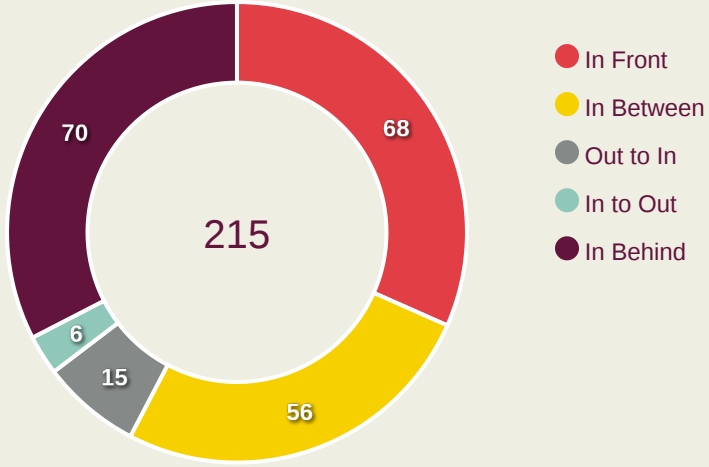

Top Ranked Players

Type	Player	Movements
In Front	10 Estevis LOPEZ	21
In Between	10 Estevis LOPEZ	28
Out to In	10 Estevis LOPEZ	4
In to Out	10 Estevis LOPEZ	3
In Behind	10 Estevis LOPEZ	11

Movement Types Pitch Third

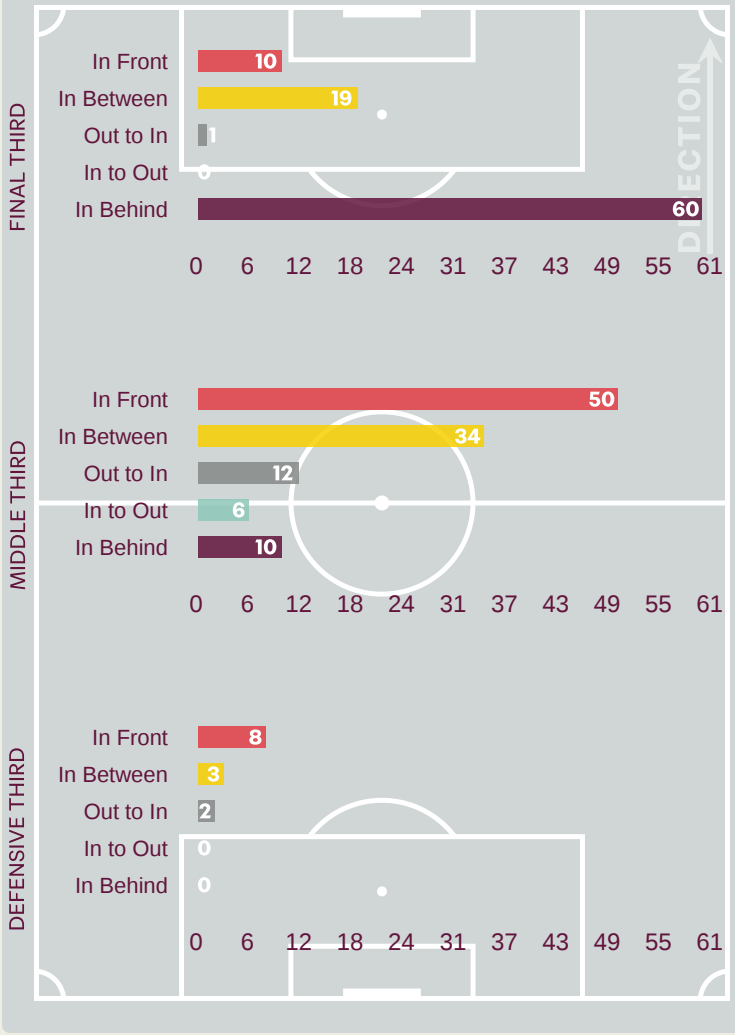

OUT OF POSSESSION



Qatar v Panama

Defensive Actions

Qatar

34	36	7	21	3.65
Forced Turnovers	Possession Regained	Interceptions	Tackles	Possession Actions / Defensive Action

Forced Turnovers

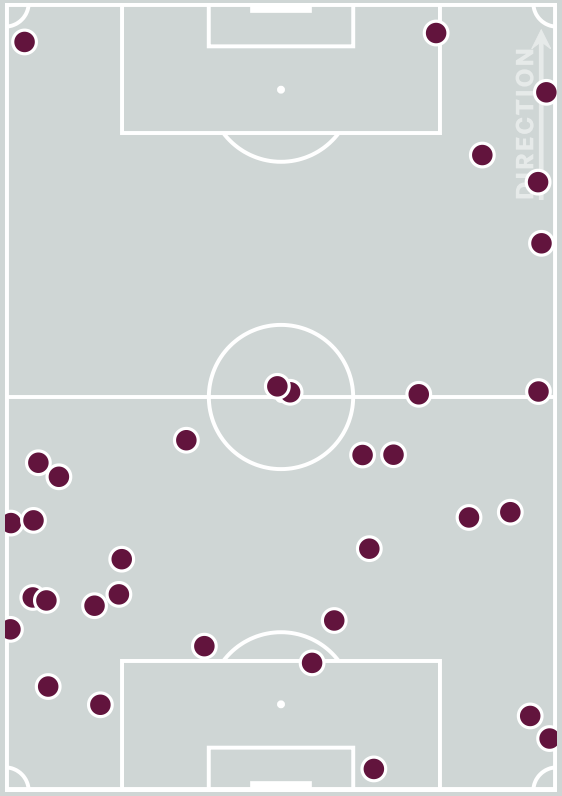

Possession Regain

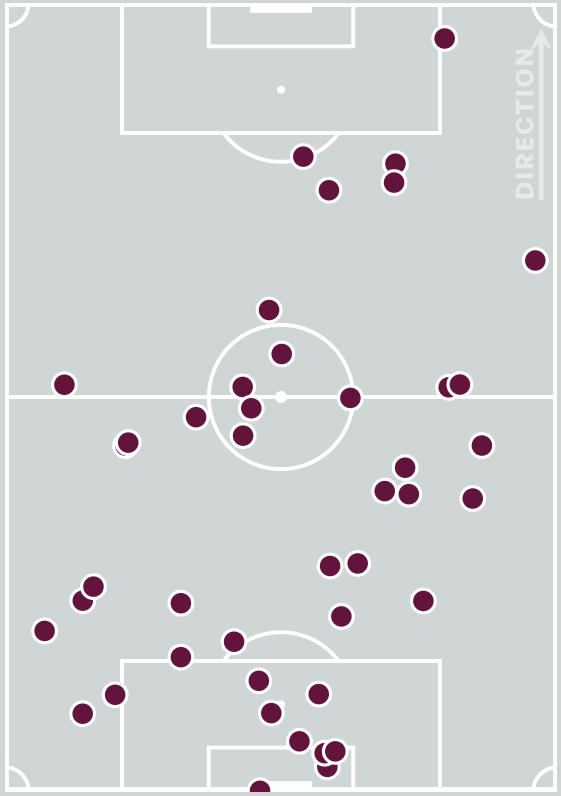

Blocks

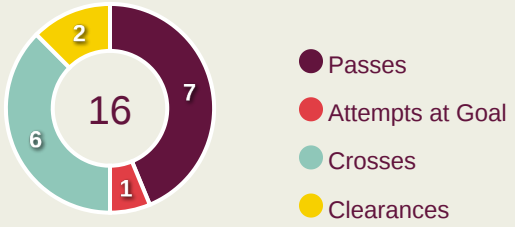

Possession Contests

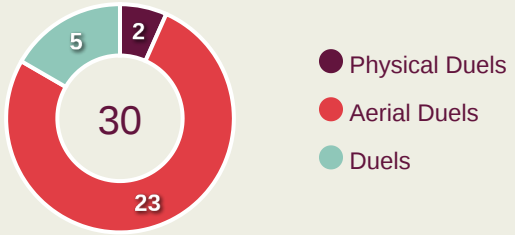

Most Possession Regains

5

BAKRI MOHAMED

GOALKEEPER

#	Player	Total Possession Regains
1	BAKRI MOHAMED	5
2	MATEO ESPARZAARIZA	2
3	ADHAM ADNAN	4
4	SAMI DARANI	2
5	TAHA NASSIR	4
6	HADI KHALIL	1
7	DHIAEDDINE BENYATLA	4
8	MOHAMED FADL	5
9	MOHSAIN ALHAJRI	1
11	KUNLE TOKODE	2
14	OMAR AYMAN	1
10	AHMED ABOUELKOMSAN	1
15	ALI ELNOURY	1
17	CRISTIANO SORIACABRERA	2
18	SHAHER ROUSTOM	1
20	ABDOULAYE NDIAYE	0

Defensive Actions

Panama

40	41	9	33	5.31
Forced Turnovers	Possession Regained	Interceptions	Tackles	Possession Actions / Defensive Action

Forced Turnovers

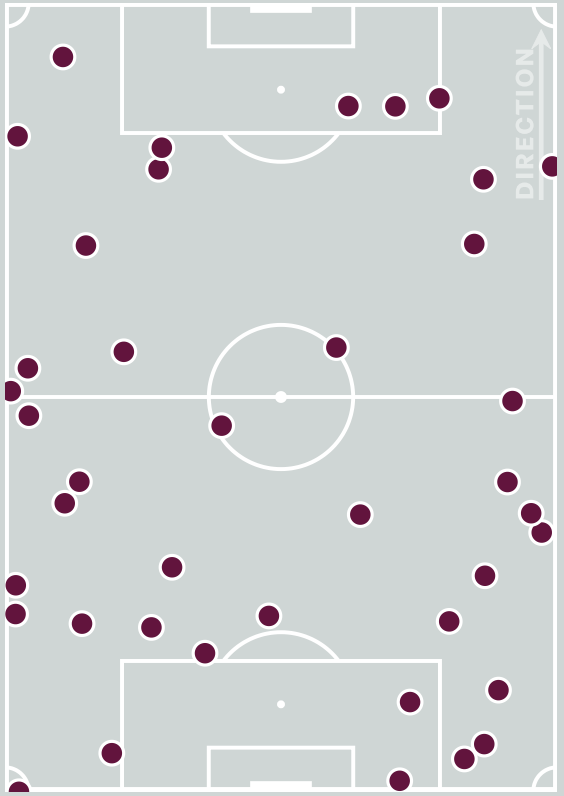

Possession Regain

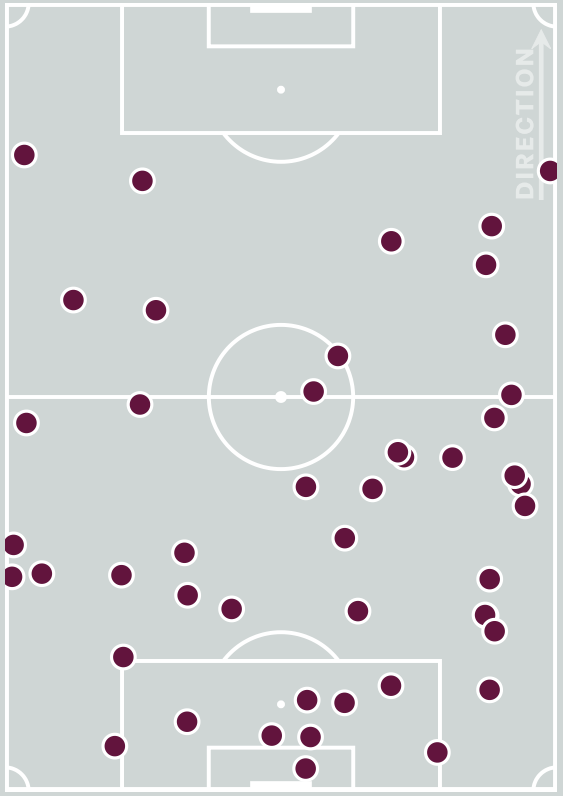

Blocks

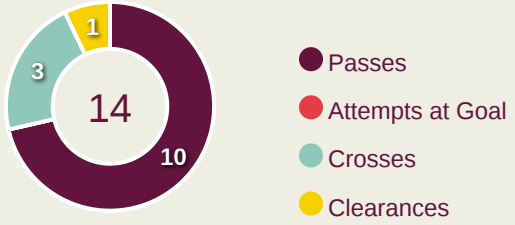

Possession Contests

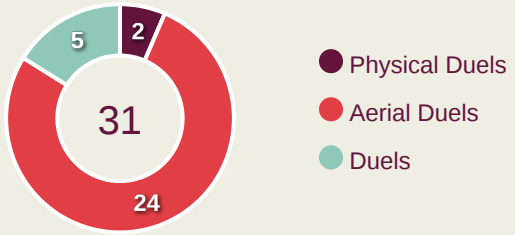

Most Possession Regains

8

Gabriel QUIROZ
LEFT BACK

#	Player	Total Possession Regains
12	Isaias ABUABARA	3
3	Stephen DOMINGUEZ	6
4	Neir MARRUGO	4
5	Lucas NORTE	4
6	Jossimar INSTURAIN	3
7	Alexander TULL	2
9	Thiago CHALMERS	0
10	Estevis LOPEZ	1
13	Alberto ADAMS	5
16	Cristian MORAN	4
20	Gabriel QUIROZ	8
8	Alfredo MADURO	1
14	Ronaldo MATOS	0
19	Jorshua GOMEZ	0

Defensive Line Height & Team Length

Qatar

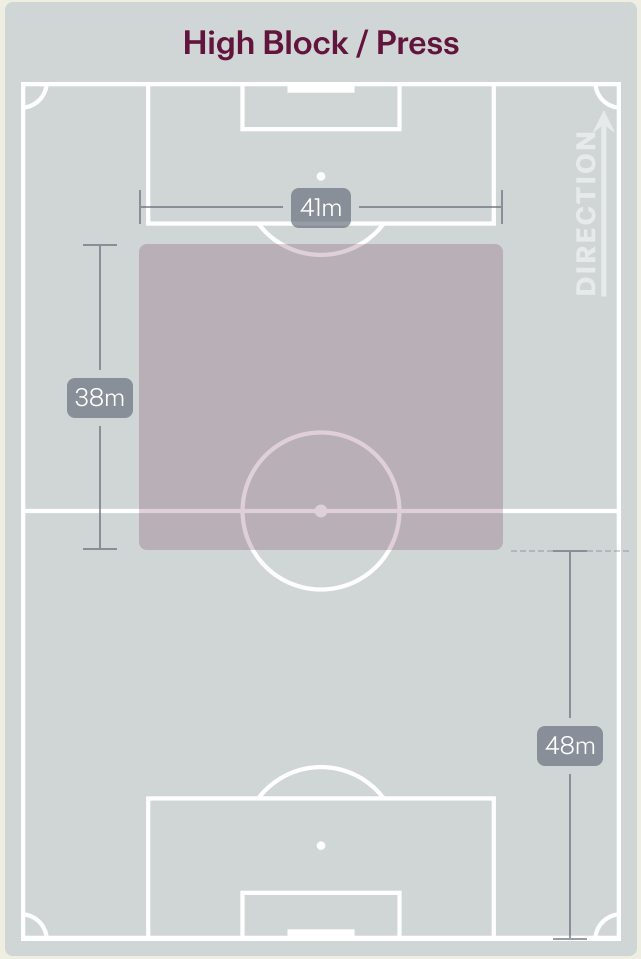

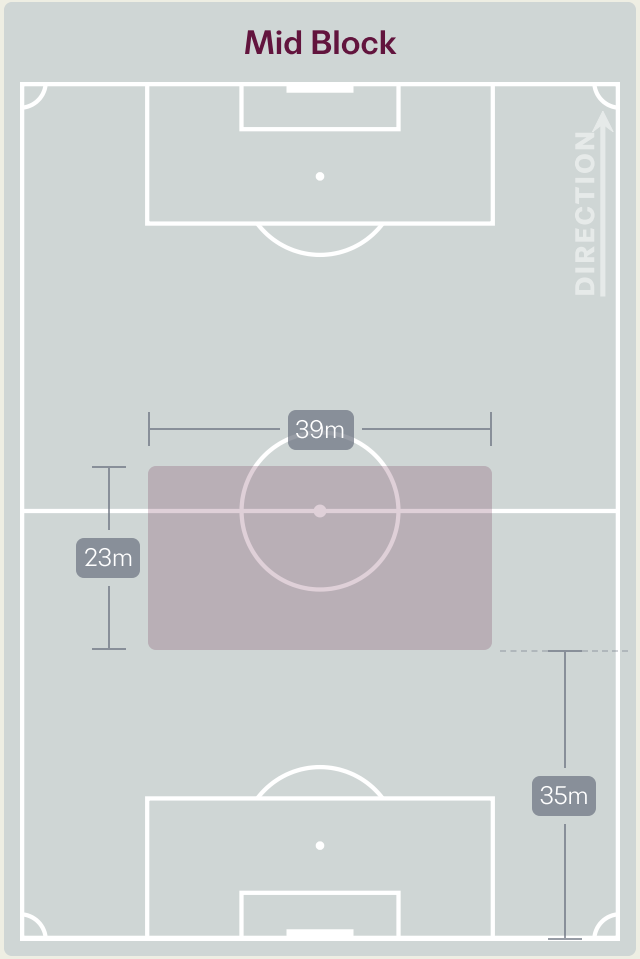

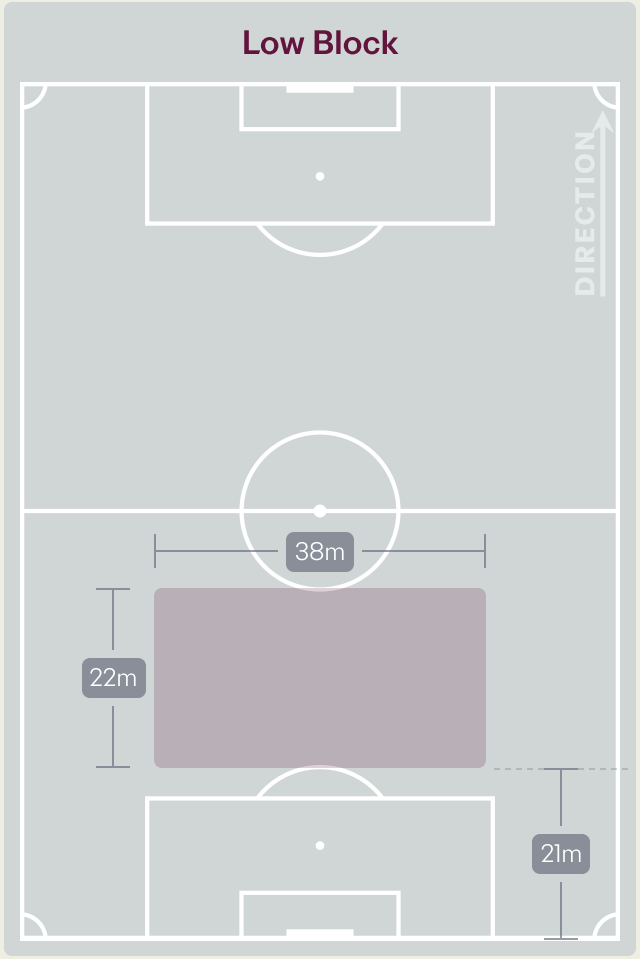

Defensive Line Height & Team Length

Panama

High Block / Press

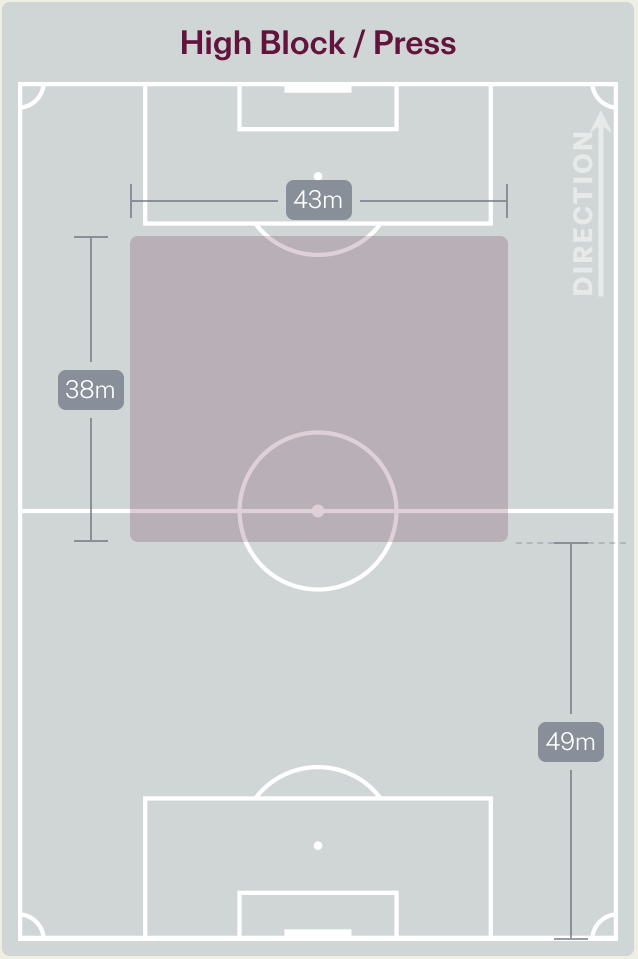

Mid Block

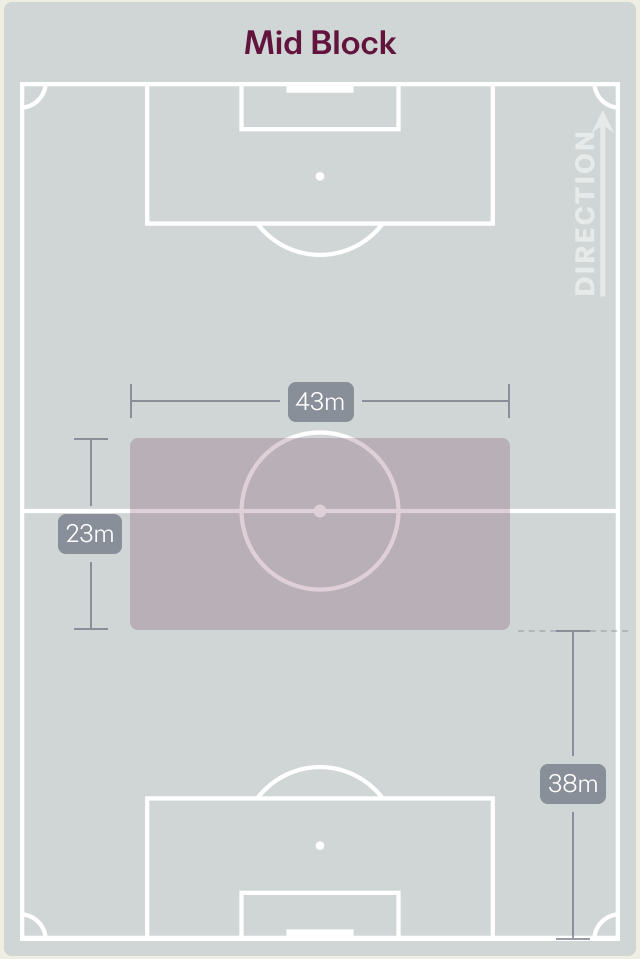

Low Block

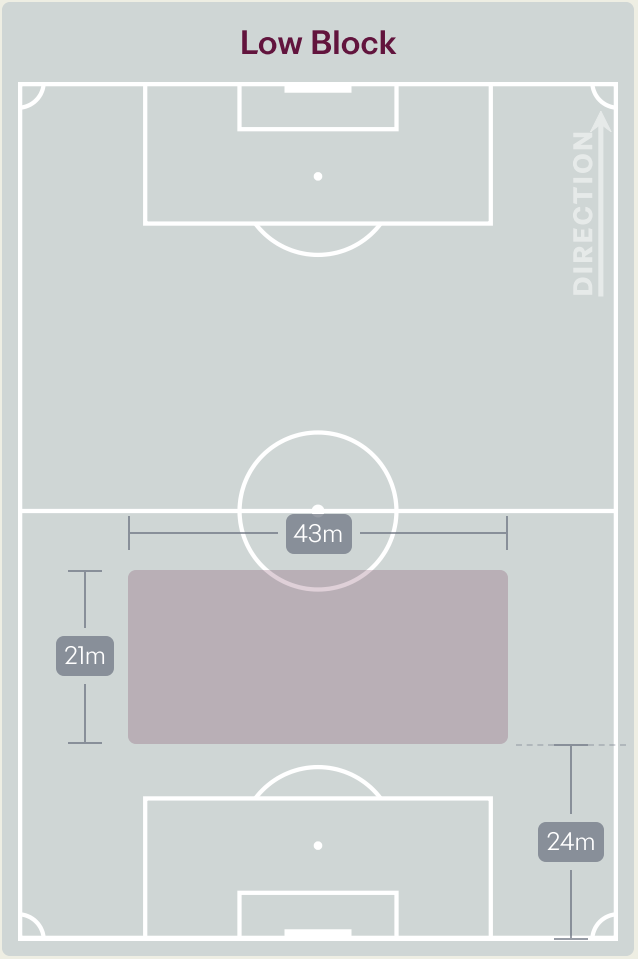

19 November 2026 - Aspire Zone - Pitch 2 - Ibrahim Khalfan - 18:30

Defensive Pressure

Qatar

Panama

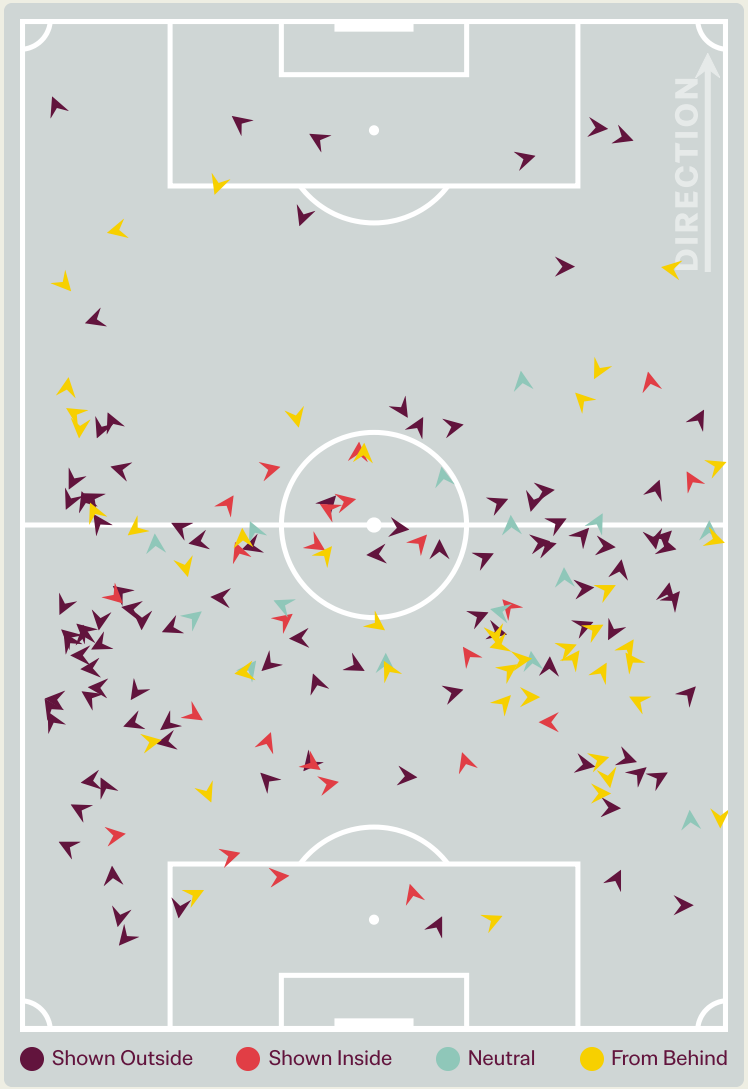

Qatar		Panama
180	Total Pressures	126
46	Direct Pressures	32
1.43s	Avg Pressure Duration	1.6s
34	Forced Turnovers	40
21.91s	Ball Recovery Time	16.41s
85	Pushing on into Pressing	33
172	Pushing on	92
24	Pressing Direction Inside	18
98	Pressing Direction Outside	68

Most Direct Pressures

9

MATEO ESPARZAARIZA

RIGHT BACK

Most Direct Pressures

4

Neir MARRUGO

RIGHT BACK

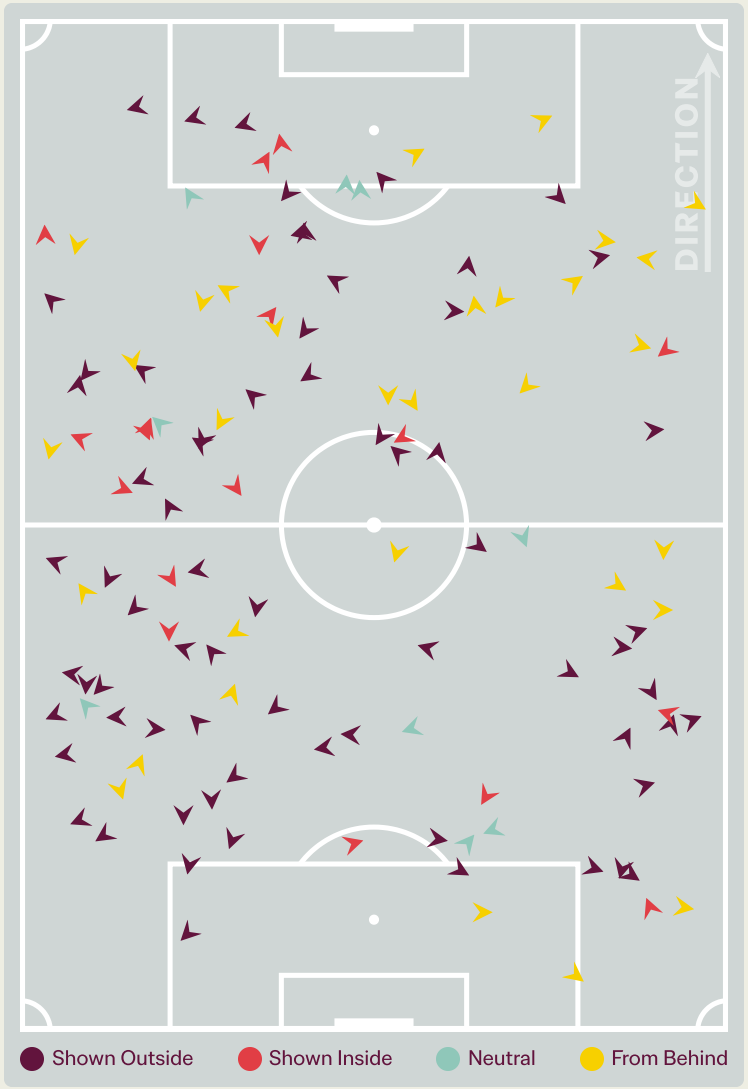

FIFA U17 WORLD CUP QATAR 2026

GOALKEEPING



Qatar v Panama

Goalkeeping Involvement

Qatar

Qatar GK Involvement Timeline

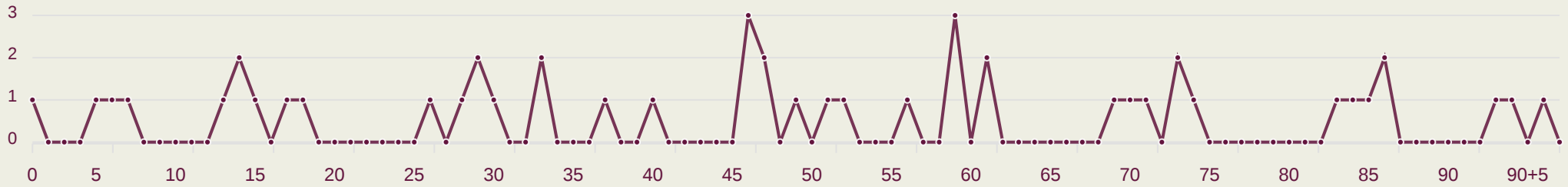

47

Total Involvements

Panama

Panama GK Involvement Timeline

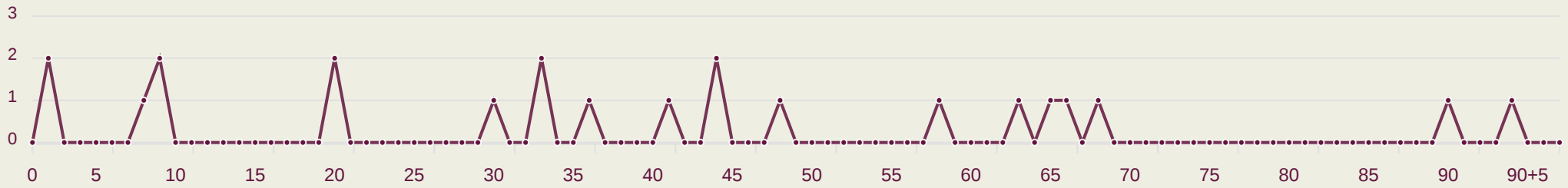

22

Total Involvements

Goalkeeping Distribution

Qatar

Kick from Feet

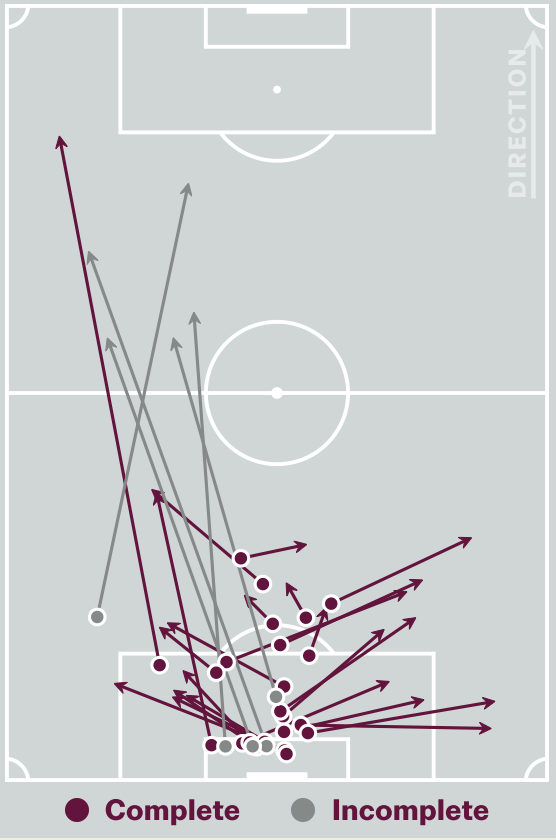

- Play Onto
- Play Into
- Play Around
- Play Through
- Play Beyond
- Other

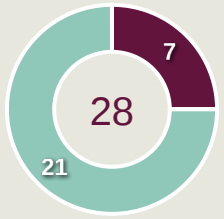

Kick from Hands

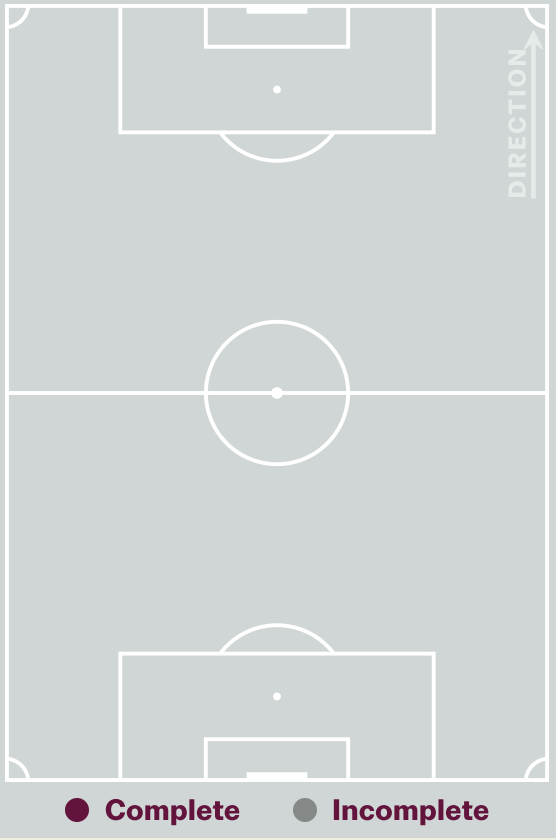

- Side Kick
- From Hands
- Drop Kick

0

Throw Distribution

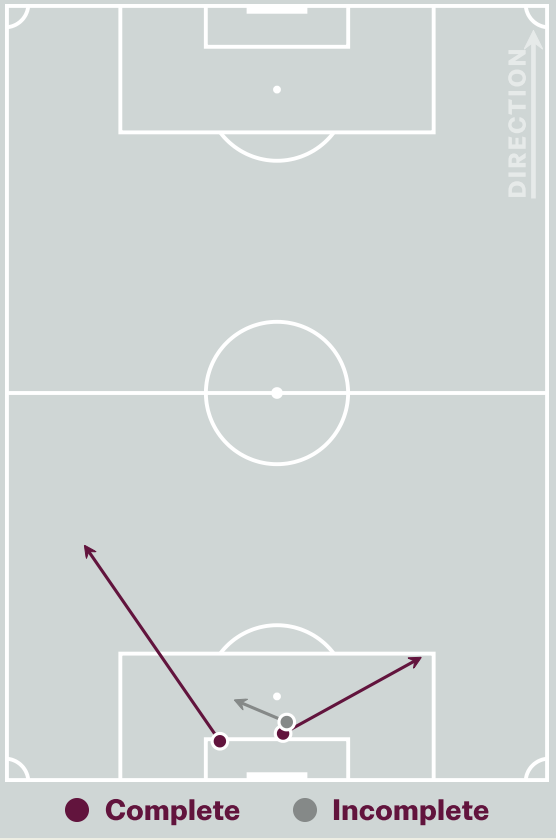

- Over Arm
- Under Arm
- Side Arm
- Chest



Total Distributions

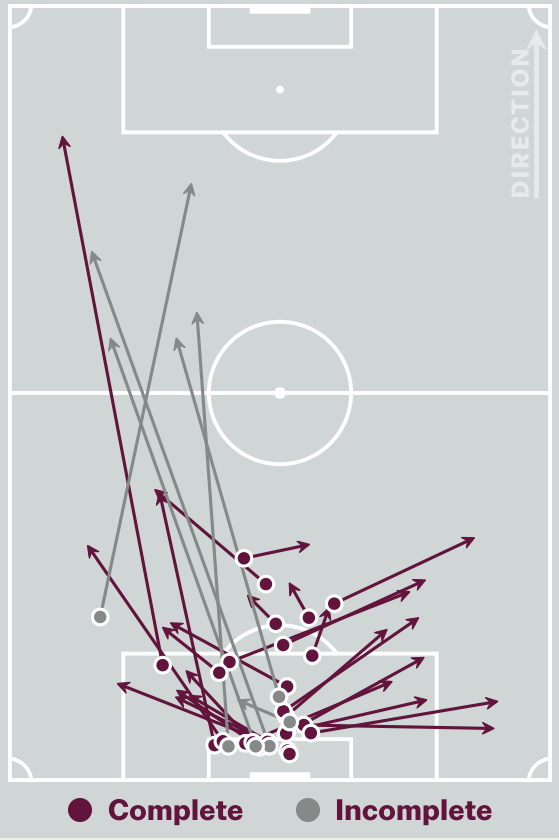

8

Goalkeeper Line Breaks

Goalkeeping Distribution

Panama

Kick from Feet

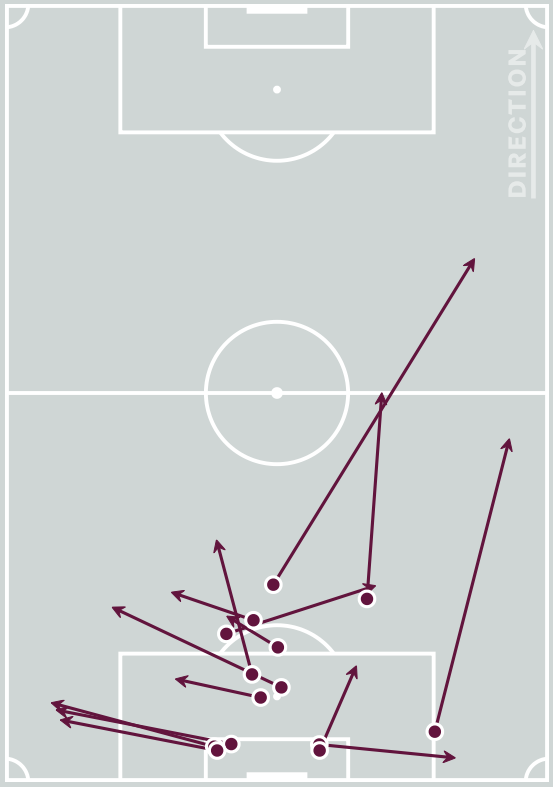

Complete Incomplete

- Play Onto
- Play Into
- Play Around
- Play Through
- Play Beyond
- Other

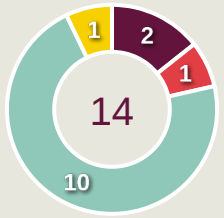

Kick from Hands

Complete Incomplete

- Side Kick
- From Hands
- Drop Kick

0

Throw Distribution

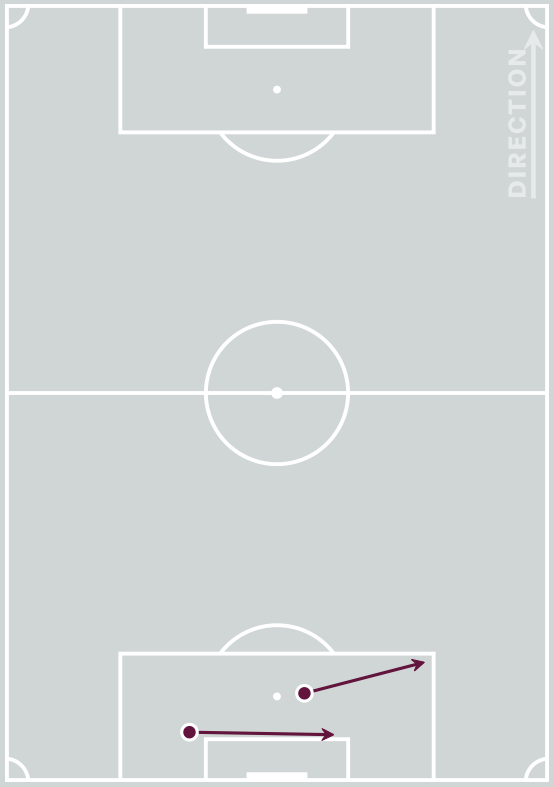

Complete Incomplete

- Over Arm
- Under Arm
- Side Arm
- Chest

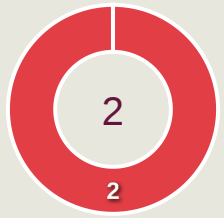

Total Distributions

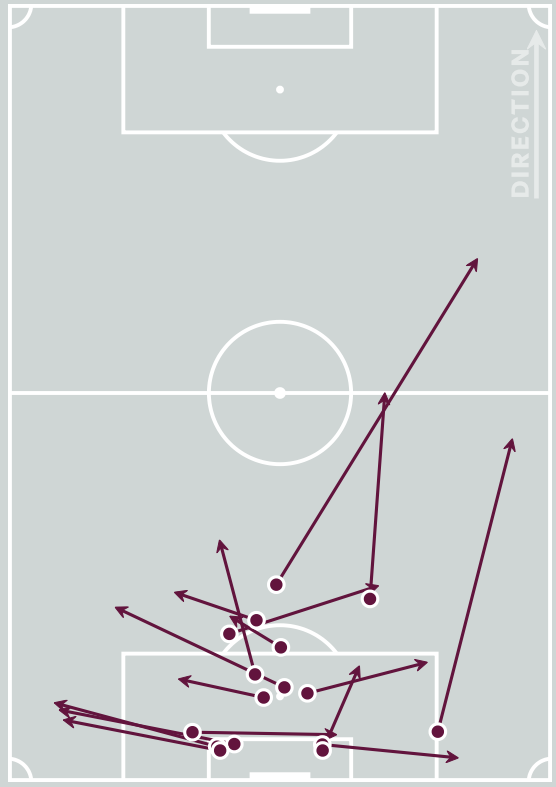

Complete Incomplete

4

Goalkeeper Line Breaks

Goal Prevention

Qatar

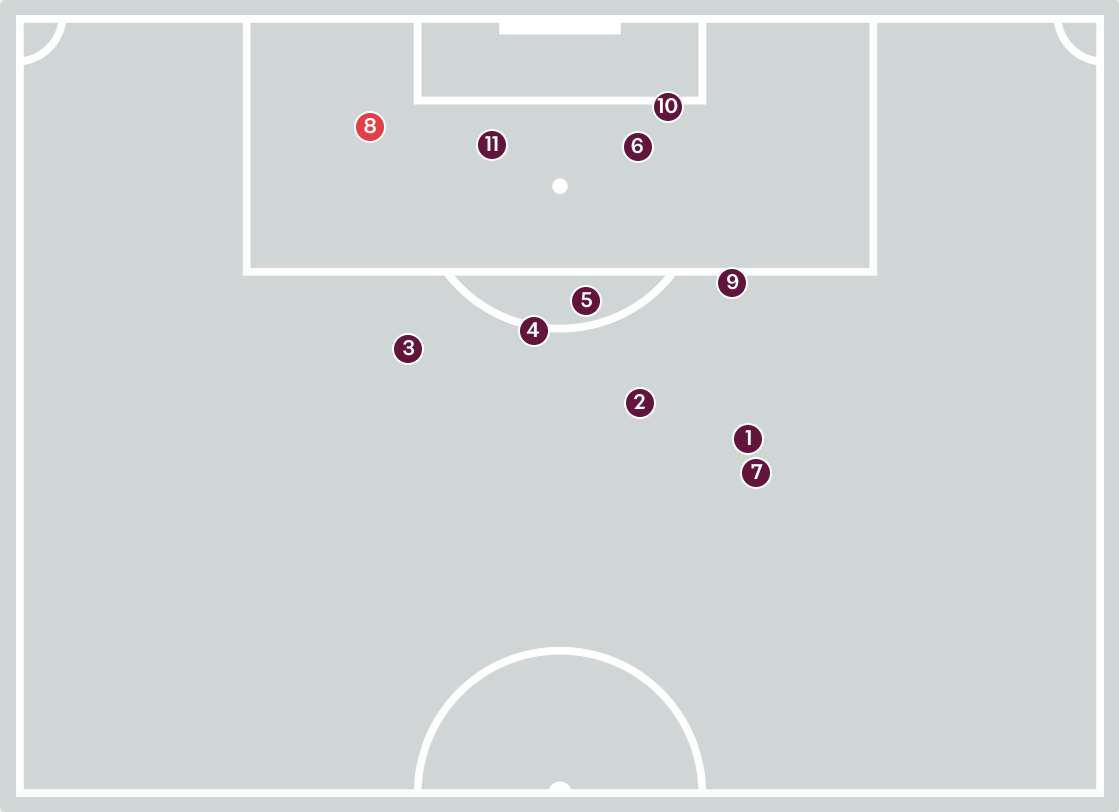

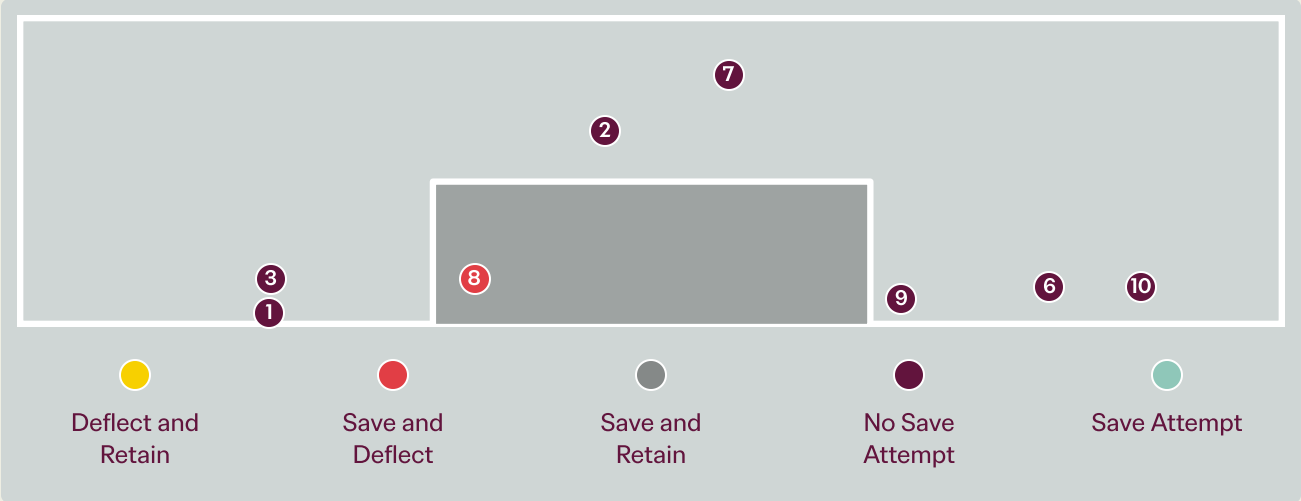

11

Total Attempts on Goal Faced

100

Save %

Intervention Type

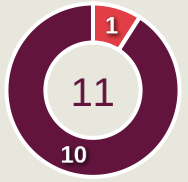

Deflect & Retain
Save & Deflect
Save & Retain
No Save Attempt
Save Attempt

Intervention Body Type

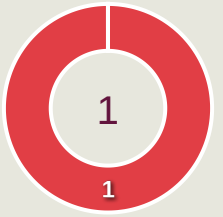

Head
Hands
Upper Body
Lower Body
Feet

Total Attempts on Goal Faced	Total Goal Interventions	Save & Retain	Deflect & Retain	Save & Deflect	Save Attempt	No Save Attempt
11	1	0	0	1	0	10

Goal Prevention

Panama

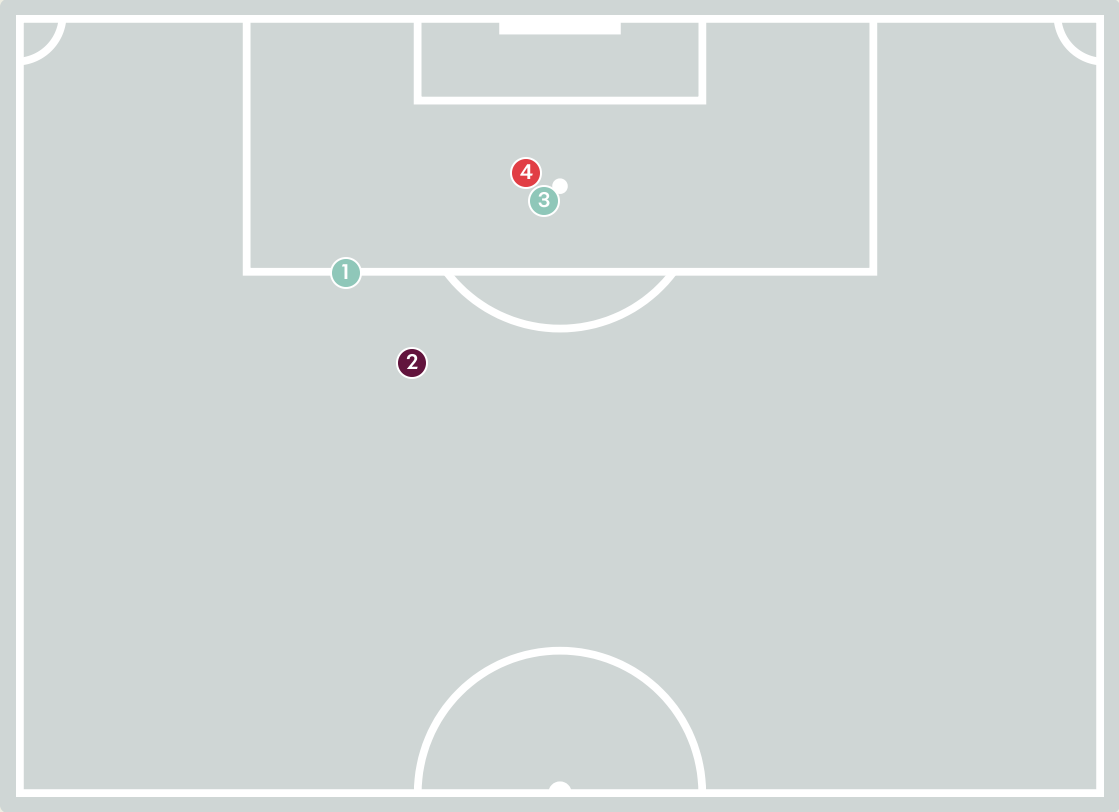

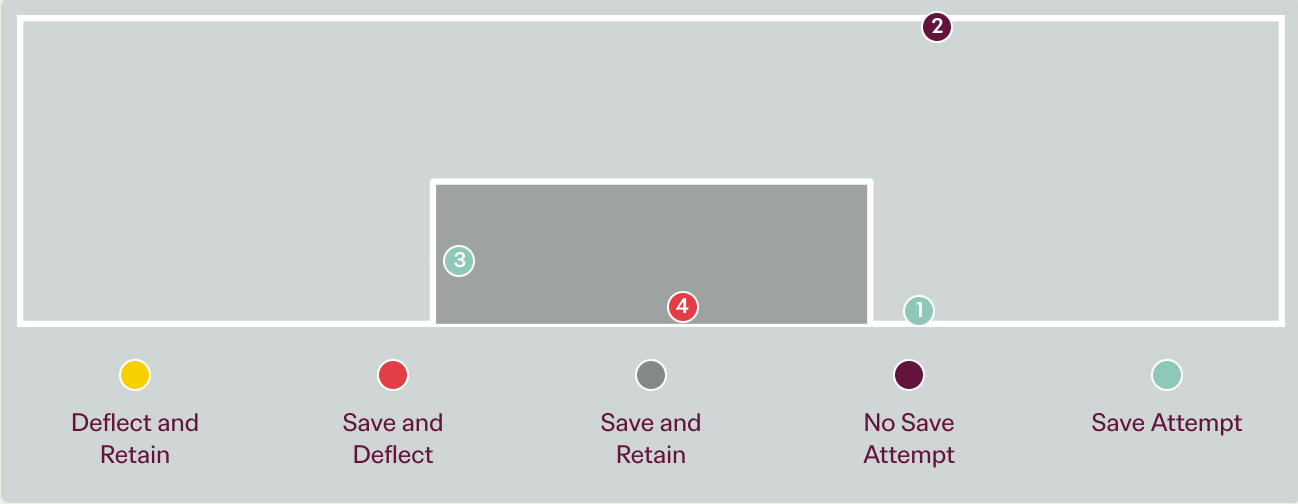

Intervention Type

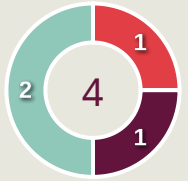

Deflect & Retain · Save & Deflect · Save & Retain · No Save Attempt · Save Attempt

Intervention Body Type

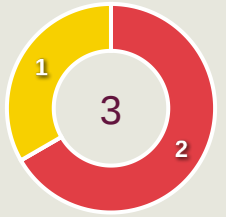

Head · Hands · Upper Body · Lower Body · Feet

4

Total Attempts on Goal Faced

0

Save %

Total Attempts on Goal Faced	Total Goal Interventions	Save & Retain	Deflect & Retain	Save & Deflect	Save Attempt	No Save Attempt
4	1	0	0	1	2	1

Aerial Control

Qatar

3
Total Interventions

2	2	0
Complete	Punches	Incomplete

1	1	0
Complete	Claims	Incomplete

0	0	0
Complete	Tipped/Palmed	Incomplete

Crosses Faced

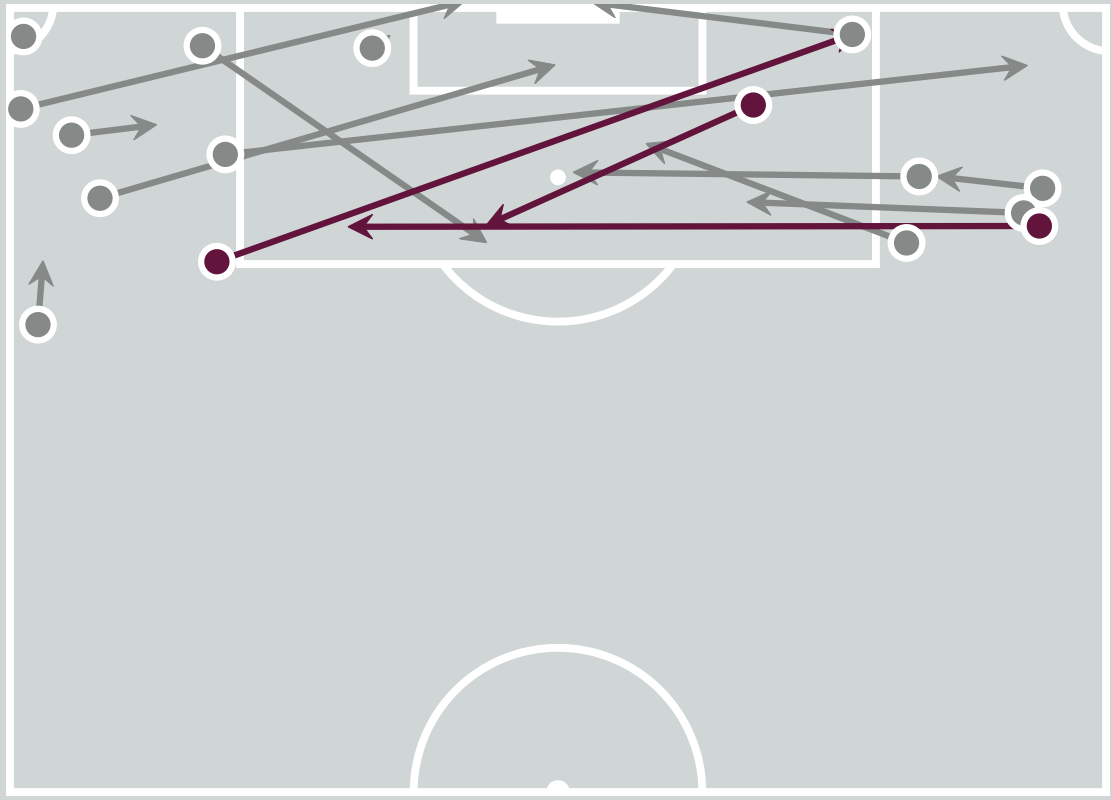

Delivery Types Faced

Total	In Swing	Out Swing	Driven	Lofted	Cutback	Push
20	3	5	3	5	0	4

Aerial Control

Panama

0
Total Interventions

0	0	0
Complete	Punches	Incomplete

0	0	0
Complete	Claims	Incomplete

0	0	0
Complete	Tipped/Palmed	Incomplete

Crosses Faced

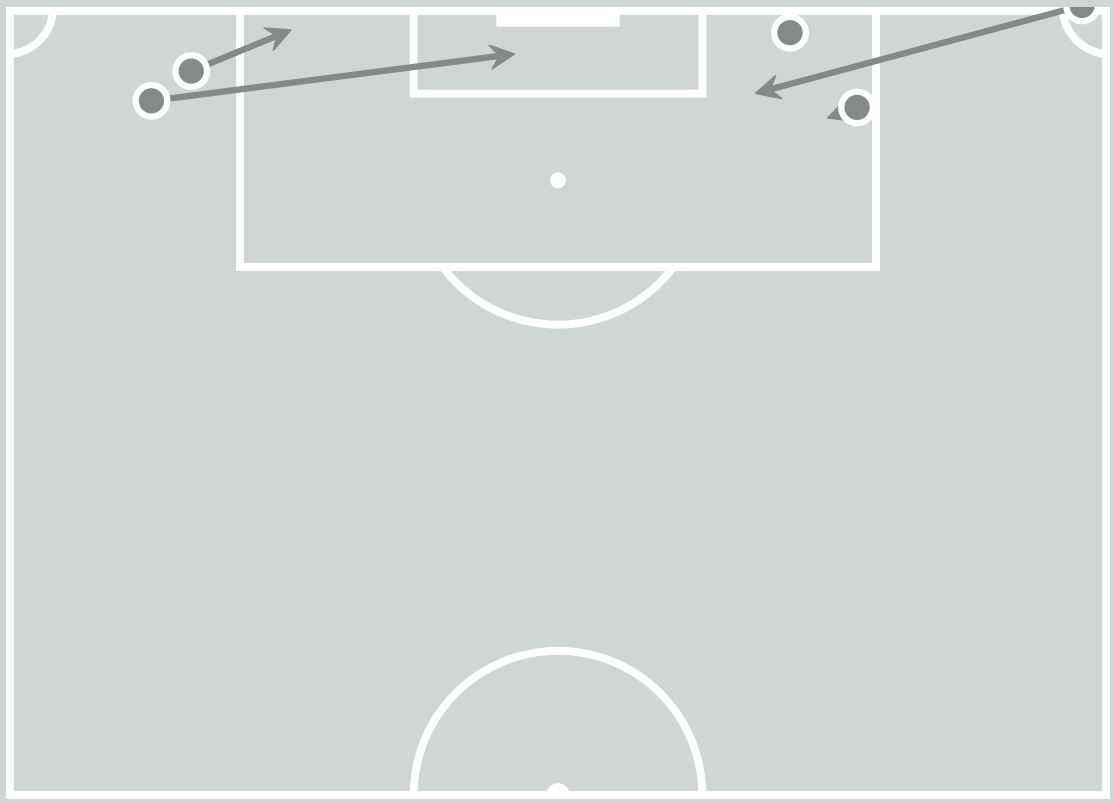

Delivery Types Faced

Total	In Swing	Out Swing	Driven	Lofted	Cutback	Push
7	0	3	3	0	1	0

FIFA U17 WORLD CUP QATAR 2026

SET PLAYS



Qatar v Panama

Set Plays

Qatar

27
Total Set Plays

14
Total Free Kicks

1
Total Penalties

1
Total Corners

11
Total Throw Ins

Free Kicks	
Type	**Total**
Direct	13
Direct (on target)	0
Direct (off target)	0
Indirect	1

Corners			
Delivery Type	**From Left Side**	**From Right Side**	**Total**
Direct to Area	0	1	1
Short	0	0	0
Edge of Penalty Area	0	0	0

Corners	
Delivery Style	**Total**
Inswing	0
Outswing	1
Driven	0
Lofted	0

Set Plays

Panama

34
Total Set Plays

17
Total Free Kicks

0
Total Penalties

4
Total Corners

13
Total Throw Ins

Free Kicks	
Type	**Total**
Direct	17
Direct (on target)	0
Direct (off target)	2
Indirect	0

Corners			
Delivery Type	**From Left Side**	**From Right Side**	**Total**
Direct to Area	0	3	3
Short	1	0	1
Edge of Penalty Area	0	0	0

Corners	
Delivery Style	**Total**
Inswing	2
Outswing	0
Driven	1
Lofted	0

INDIVIDUAL DATA IN POSSESSION



Qatar v Panama

In Possession - Distributions

Qatar

#	Player	Passes Attempted	Passes Completed	Pass Completion %	Switches of Play	Crosses Attempted	Crosses Completed	Line Breaks Attempted	Line Breaks Completed	Line Break Completion %	Ball Progressions	Take Ons	Step Ins	Attempts at Goal	Goals
1	BAKRI MOHAMED	31	25	81%	0	0	0	8	3	38%	0	0	0	0	0
2	MATEO ESPARZAARIZA	16	11	69%	0	0	0	9	7	78%	5	3	2	0	0
3	ADHAM ADNAN	21	15	71%	0	0	0	5	2	40%	4	3	1	0	0
4	SAMI DARANI	42	36	86%	2	0	0	7	3	43%	0	0	0	0	0
5	TAHA NASSIR	49	41	84%	0	0	0	14	10	71%	1	0	1	1	1
6	HADI KHALIL	26	19	73%	0	0	0	4	3	75%	1	1	0	2	0
7	DHIAEDDINE BENYATLA	7	5	71%	0	5	1	2	0	0%	11	10	1	0	0
8	MOHAMED FADL	34	31	91%	1	0	0	2	2	100%	0	0	0	0	0
9	MOHSAIN ALHAJRI	5	4	80%	0	0	0	2	2	100%	2	2	0	0	0
11	KUNLE TOKODE	9	6	67%	0	2	0	5	3	60%	8	8	0	0	0
14	OMAR AYMAN	25	21	84%	0	0	0	4	3	75%	0	0	0	0	0
10	AHMED ABOUELKOMSAN	12	10	83%	0	0	0	1	0	0%	0	0	0	0	0
15	ALI ELNOURY	0	0	0%	0	0	0	0	0	0%	0	0	0	0	0
17	CRISTIANO SORIACABRERA	2	1	50%	0	0	0	0	0	0%	0	0	0	0	0
18	SHAHER ROUSTOM	8	8	100%	0	0	0	2	2	100%	2	2	0	0	0
20	ABDOULAYE NDIAYE	0	0	0%	0	0	0	0	0	0%	0	0	0	1	1

In Possession - Offers & Receptions

Qatar

			Offer movement types						
#	Player	Total Offers	In Front	In Between	Out to In	In to Out	In Behind	No Movement	Offers Received
1	BAKRI MOHAMED	4	0	0	0	0	0	4	3
2	MATEO ESPARZAARIZA	13	2	0	0	0	7	4	2
3	ADHAM ADNAN	8	2	4	0	0	2	0	1
4	SAMI DARANI	4	0	0	0	0	0	4	3
5	TAHA NASSIR	25	4	0	0	0	0	21	15
6	HADI KHALIL	10	6	3	0	0	0	1	7
7	DHIAEDDINE BENYATLA	13	0	3	0	0	10	0	1
8	MOHAMED FADL	38	27	6	1	1	0	3	11
9	MOHSAIN ALHAJRI	14	1	8	0	0	5	0	1
11	KUNLE TOKODE	20	6	1	0	1	8	4	7
14	OMAR AYMAN	10	2	2	0	0	0	6	6
10	AHMED ABOUELKOMSAN	3	1	1	0	0	0	1	2
15	ALI ELNOURY	0	0	0	0	0	0	0	0
17	CRISTIANO SORIACABRERA	7	0	4	0	1	2	0	1
18	SHAHER ROUSTOM	7	2	4	0	0	1	0	1
20	ABDOULAYE NDIAYE	3	0	1	0	1	0	1	1

In Possession - Distributions

Panama

#	Player	Passes Attempted	Passes Completed	Pass Completion %	Switches of Play	Crosses Attempted	Crosses Completed	Line Breaks Attempted	Line Breaks Completed	Line Break Completion %	Ball Progressions	Take Ons	Step Ins	Attempts at Goal	Goals
12	Isaias ABUABARA	16	16	100%	0	0	0	4	4	100%	0	0	0	0	0
3	Stephen DOMINGUEZ	90	81	90%	1	0	0	19	14	74%	2	1	1	1	0
4	Neir MARRUGO	51	50	98%	0	2	0	9	9	100%	3	2	1	0	0
5	Lucas NORTE	63	57	90%	1	0	0	12	8	67%	0	0	0	2	0
6	Jossimar INSTURAIN	43	38	88%	0	0	0	9	5	56%	0	0	0	2	0
7	Alexander TULL	22	18	82%	0	4	1	5	3	60%	1	1	0	1	0
9	Thiago CHALMERS	7	6	86%	0	0	0	1	0	0%	0	0	0	1	0
10	Estevis LOPEZ	51	42	82%	0	6	1	12	7	58%	9	7	2	2	0
13	Alberto ADAMS	94	91	97%	1	0	0	9	8	89%	1	0	1	0	0
16	Cristian MORAN	24	22	92%	0	2	1	5	4	80%	2	1	1	1	0
20	Gabriel QUIROZ	37	31	84%	0	4	0	8	4	50%	1	1	0	0	0
8	Alfredo MADURO	11	10	91%	0	2	1	0	0	0%	0	0	0	1	0
14	Ronaldo MATOS	1	1	100%	0	0	0	0	0	0%	0	0	0	0	0
19	Jorshua GOMEZ	0	0	0%	0	0	0	0	0	0%	0	0	0	0	0

In Possession - Offers & Receptions

Panama

			Offer movement types						
#	Player	Total Offers	In Front	In Between	Out to In	In to Out	In Behind	No Movement	Offers Received
12	Isaias ABUABARA	2	0	0	0	0	0	2	1
3	Stephen DOMINGUEZ	9	2	0	0	0	0	7	5
4	Neir MARRUGO	15	3	1	1	0	6	4	2
5	Lucas NORTE	37	15	6	3	0	0	13	14
6	Jossimar INSTURAIN	31	9	6	2	1	7	6	12
7	Alexander TULL	20	3	2	3	0	8	4	8
9	Thiago CHALMERS	23	2	9	0	2	10	0	2
10	Estevis LOPEZ	83	21	28	4	3	11	16	38
13	Alberto ADAMS	15	0	0	0	0	0	15	10
16	Cristian MORAN	38	8	3	2	0	10	15	19
20	Gabriel QUIROZ	25	5	1	0	0	8	11	10
8	Alfredo MADURO	9	0	0	0	0	9	0	2
14	Ronaldo MATOS	3	0	0	0	0	0	3	0
19	Jorshua GOMEZ	1	0	0	0	0	1	0	0

INDIVIDUAL DATA
OUT OF POSSESSION



Qatar v Panama

Out of Possession

Qatar

#	Player	Tackles Made / Won	Blocks	Interceptions	Pressing Direct	Pressing Indirect	Duels Won - Aerial	Duels Won - Physical	Possession Contests won	Clearances	Loose Ball Receptions	Pushing On	Pushing On into Pressing	Possession Regains	Possession Interrupted
1	BAKRI MOHAMED	0 / 0	0	0	0	0	0	0	0	0	5	0	0	5	0
2	MATEO ESPARZAARIZA	2 / 0	5	0	9	11	0	0	0	3	6	21	10	2	4
3	ADHAM ADNAN	1 / 1	1	1	2	9	1	0	1	5	4	14	6	4	4
4	SAMI DARANI	2 / 1	2	0	2	4	1	0	1	1	1	9	4	2	2
5	TAHA NASSIR	0 / 0	1	1	2	2	2	0	2	2	3	2	2	4	1
6	HADI KHALIL	1 / 0	1	0	3	20	0	0	0	0	6	16	14	1	1
7	DHIAEDDINE BENYATLA	2 / 1	4	1	4	13	0	0	0	0	1	15	11	4	3
8	MOHAMED FADL	4 / 2	1	1	8	8	0	0	1	2	4	41	9	5	2
9	MOHSAIN ALHAJRI	1 / 0	0	1	1	19	0	1	2	0	0	7	7	1	0
11	KUNLE TOKODE	1 / 0	2	1	3	17	0	0	0	1	3	10	9	2	1
14	OMAR AYMAN	4 / 0	0	1	4	9	0	0	0	0	4	23	5	1	0
10	AHMED ABOUELKOMSAN	1 / 0	0	0	1	1	1	0	1	0	2	2	0	1	0
15	ALI ELNOURY	0 / 0	0	0	0	0	1	0	1	0	0	0	0	1	0
17	CRISTIANO SORIACABRERA	1 / 0	1	0	5	15	1	0	2	0	0	6	5	2	0
18	SHAHER ROUSTOM	0 / 0	1	0	2	5	0	0	1	1	3	6	3	1	0
20	ABDOULAYE NDIAYE	1 / 0	0	0	0	1	0	0	0	0	0	0	0	0	0

Out of Possession

Panama

#	Player	Tackles Made / Won	Blocks	Interceptions	Pressing Direct	Pressing Indirect	Duels Won - Aerial	Duels Won - Physical	Possession Contests won	Clearances	Loose Ball Receptions	Pushing On	Pushing On into Pressing	Possession Regains	Possession Interrupted
12	Isaias ABUABARA	0 / 0	0	0	0	0	0	0	0	0	1	0	0	3	0
3	Stephen DOMINGUEZ	4 / 2	2	0	2	3	4	0	5	4	3	5	1	6	2
4	Neir MARRUGO	5 / 1	1	3	4	5	1	0	1	3	4	12	2	4	6
5	Lucas NORTE	3 / 1	1	1	4	10	1	0	1	0	8	6	2	4	0
6	Jossimar INSTURAIN	0 / 0	1	0	2	16	1	0	1	1	5	18	7	3	1
7	Alexander TULL	2 / 0	1	1	2	11	0	0	0	0	9	5	3	2	0
9	Thiago CHALMERS	2 / 0	0	0	3	23	3	0	3	0	1	14	9	0	1
10	Estevis LOPEZ	1 / 1	0	0	4	6	0	0	0	0	1	2	0	1	0
13	Alberto ADAMS	4 / 1	3	2	4	1	2	1	3	4	4	12	0	5	4
16	Cristian MORAN	2 / 1	3	0	1	10	3	0	3	1	1	7	4	4	1
20	Gabriel QUIROZ	9 / 3	1	2	3	6	1	0	1	1	1	10	4	8	5
8	Alfredo MADURO	1 / 0	1	0	2	3	0	0	0	1	1	1	1	1	1
14	Ronaldo MATOS	0 / 0	0	0	1	0	0	0	0	0	0	0	0	0	0
19	Jorshua GOMEZ	0 / 0	0	0	0	0	0	0	0	0	0	0	0	0	0

INDIVIDUAL DATA
PHYSICAL

Qatar v Panama

Physical Data

Qatar

#	Player	Total Distance (m)	Zone 1: 0-7 km/h (m)	Zone 2: 7-15 km/h (m)	Zone 3: 15-20 km/h (m)	Zone 4: 20-25 km/h (m)	Zone 5: 25+ km/h (m)	High Speed Runs (Zone 3)	Sprints (Zone 4 & 5)	Top Speed (km/h)
1	BAKRI MOHAMED	4930.7	3855.9	941.8	91.2	26.6	15.1	9.0	2.0	28.4
2	MATEO ESPARZAARIZA	10303.7	3907.0	4515.9	1235.6	495.2	150.0	111.0	34.0	29.3
3	ADHAM ADNAN	10791.5	3584.8	5557.3	1224.9	301.5	123.0	106.0	20.0	32.8
4	SAMI DARANI	9680.3	3926.6	4534.5	731.3	273.6	214.3	72.0	22.0	29.6
5	TAHA NASSIR	9868.2	4060.0	4694.2	807.9	218.7	87.4	78.0	14.0	30.8
6	HADI KHALIL	7644.6	2679.7	3804.5	831.4	259.5	69.5	85.0	23.0	29.5
7	DHIAEDDINE BENYATLA	10796.8	3668.5	4854.9	1418.2	544.2	311.1	140.0	50.0	33.9
8	MOHAMED FADL	11070.9	3513.3	5586.8	1518.4	395.5	57.0	138.0	30.0	28.9
9	MOHSAIN ALHAJRI	7018.3	1996.9	3666.0	1009.9	303.8	41.8	91.0	20.0	28.9
11	KUNLE TOKODE	9555.7	4230.9	3584.7	1005.4	512.5	222.3	88.0	37.0	33.8
14	OMAR AYMAN	6956.7	2178.1	3589.9	850.2	258.8	79.7	74.0	17.0	30.5
10	AHMED ABOUELKOMSAN	2723.4	1092.0	1140.8	299.6	156.6	34.4	27.0	9.0	28.5
15	ALI ELNOURY	492.6	165.0	184.8	43.7	44.8	54.3	5.0	3.0	30.8
17	CRISTIANO SORIACABRERA	4384.0	1468.4	1710.8	773.3	338.8	92.8	65.0	22.0	28.1
18	SHAHER ROUSTOM	4659.2	1396.2	2128.9	686.8	362.3	85.0	68.0	25.0	29.0
20	ABDOULAYE NDIAYE	588.0	155.5	319.3	44.9	51.8	16.5	5.0	2.0	28.0

Physical Data

Panama

#	Player	Total Distance (m)	Zone 1: 0-7 km/h (m)	Zone 2: 7-15 km/h (m)	Zone 3: 15-20 km/h (m)	Zone 4: 20-25 km/h (m)	Zone 5: 25+ km/h (m)	High Speed Runs (Zone 3)	Sprints (Zone 4 & 5)	Top Speed (km/h)
12	Isaias ABUABARA	3633.6	3010.5	516.9	89.2	17.0	0	8.0	1.0	21.6
3	Stephen DOMINGUEZ	9069.6	3896.7	4250.0	690.5	146.1	86.2	66.0	14.0	31.0
4	Neir MARRUGO	8562.4	3941.0	3436.9	637.6	347.7	199.2	61.0	28.0	28.9
5	Lucas NORTE	10143.7	3488.4	5081.9	1225.3	309.1	39.0	110.0	22.0	26.9
6	Jossimar INSTURAIN	9655.7	3899.7	4288.8	915.2	452.7	99.2	84.0	30.0	28.4
7	Alexander TULL	6857.7	2461.6	3171.6	799.6	309.4	115.5	78.0	24.0	30.1
9	Thiago CHALMERS	9701.7	4126.0	4196.5	900.9	451.6	26.7	89.0	29.0	27.0
10	Estevis LOPEZ	8525.2	4115.3	3312.7	877.8	199.0	20.4	74.0	15.0	25.7
13	Alberto ADAMS	8852.9	3999.4	4030.7	627.2	176.8	18.8	63.0	13.0	26.2
16	Cristian MORAN	9209.9	3432.3	4234.2	952.4	403.1	187.9	85.0	31.0	28.8
20	Gabriel QUIROZ	9680.0	3716.3	4409.9	966.8	453.4	133.7	94.0	32.0	29.5
8	Alfredo MADURO	3039.6	1242.2	1027.9	421.2	217.6	130.7	38.0	18.0	34.2
14	Ronaldo MATOS	1032.1	417.9	384.1	176.1	54.0	0	14.0	2.0	21.7
19	Jorshua GOMEZ	303.1	107.7	101.8	31.6	23.5	38.5	3.0	2.0	27.5


FIFA
U17
WORLD CUP
QATAR 2026