



USA 1 - 4 Belgium

Round of 16 - Match 94

06 July 2026

17:00 Kick Off

Seattle Stadium

POST MATCH SUMMARY REPORT

Match Summary - Teams



1 - 4

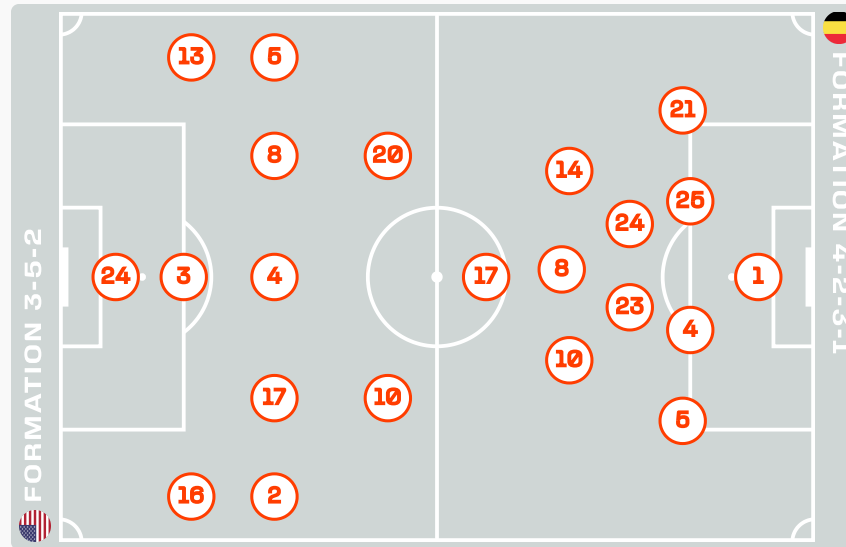


STARTING

- 24 GK Matt FREESE
- 2 DF Sergino DEST ↓ 45'
- 3 DF Chris RICHARDS
- 4 MF Tyler ADAMS ↓ 72'
- 5 DF Antonee ROBINSON ↓ 90+2'
- 8 MF Weston McKENNIE ⚪ 35'
- 10 FW Christian PULISIC ↓ 59'
- 13 DF Tim REAM
- 16 DF Alex FREEMAN
- 17 MF Malik TILLMAN ⚪ 31' ⚪ 69'
- 20 FW Folarin BALOGUN ↓ 90+2'

SUBSTITUTES

- 1 GK Matt TURNER
- 25 GK Chris BRADY
- 6 DF Auston TRUSTY
- 7 MF Giovanni REYNA ↑ 45'
- 9 FW Ricardo PEPI ↑ 72'
- 11 FW Brenden AARONSON
- 12 DF Miles ROBINSON
- 14 MF Sebastian BERHALTER ↑ 59'
- 15 MF Cristian ROLDAN
- 18 DF Max ARFSTEN ↑ 90+2'
- 19 FW Haji WRIGHT ↑ 90+2'
- 21 FW Timothy WEAH
- 22 DF Mark McKENZIE
- 23 DF Joe SCALLY
- 26 FW Alex ZENDEJAS



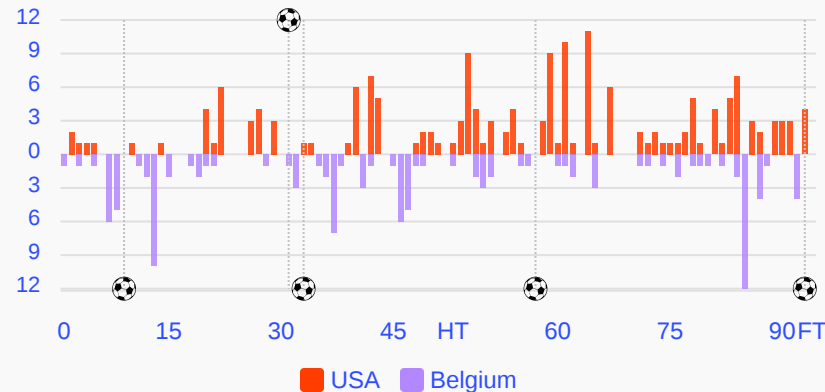
STARTING

- Thibaut COURTOIS GK 1
- Brandon MECHELE DF 4
- Maxim DE CUYPER DF 5
- Youri TIELEMANS MF 8
- ↓ 89' Leandro TROSSARD FW10
- ↓ 67' Dodi LUKEBAKIO FW14
- ↓ 67' Charles DE KETELAERE FW 17
- Timothy CASTAGNE DF 21
- ↓ 89' Nicolas RASKIN MF 23
- ↓ 21' Amadou ONANA MF 24
- Nathan NGOY DF 25

SUBSTITUTES

- Senne LAMMENS GK 12
- Mike PENDERS GK 13
- Zeno DEBAST DF 2
- Arthur THEATE DF 3
- ↑ 89' Axel WITSEL MF 6
- Kevin DE BRUYNE MF 7
- ⚪ 90+3' ↑ 67' Romelu LUKAKU FW 9
- ↑ 67' Jeremy DOKU FW 11
- Thomas MEUNIER DF 15
- Koni DE WINTER DF 16
- Joaquin SEYS DF 18
- Diego MOREIRA MF 19
- ⚪ 57' ↑ 21' Hans VANAKEN MF 20
- ↑ 89' Alexis SAELEMAEKERS MF 22
- Matias FERNANDEZ-PARDO FW 26

Distribution in the Final Third



Match Summary - Key Statistics



1 - 4



Possession

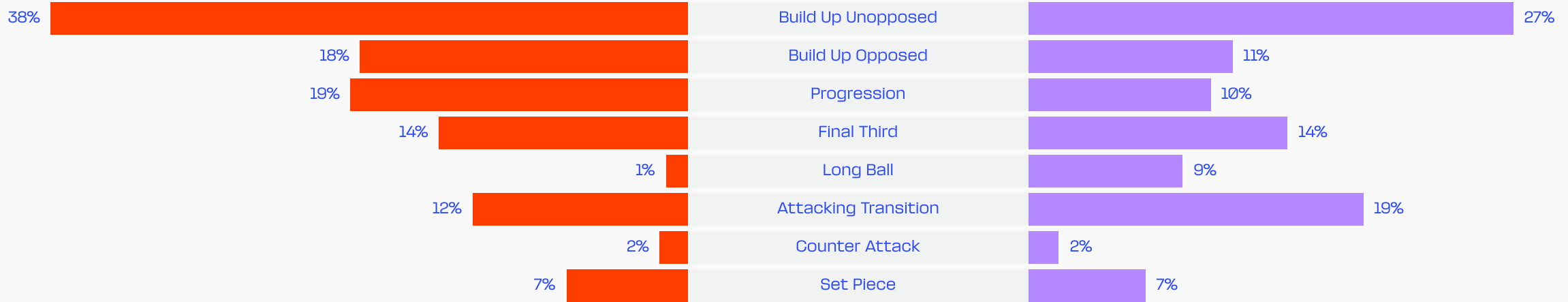
| Total | 51.2% | 8.7% | 40% | Total |
|-----------|--|------|-----|-----------|
| 1 | Goals | | | 4 |
| 0.33 | xG (Expected Goals) | | | 1.99 |
| 7 (2) | Attempts at Goal (On Target) | | | 15 (7) |
| 553 (483) | Total Passes (Complete) | | | 423 (340) |
| 87 % | Pass Completion % | | | 80 % |
| 126 | Completed Line Breaks | | | 79 |
| 14 | Defensive Line Breaks | | | 7 |
| 123 | Receptions in the Final Third | | | 94 |
| 13 | Crosses | | | 19 |
| 28 | Ball Progressions | | | 26 |
| 232 (39) | Defensive Pressures Applied (Direct Pressures) | | | 295 (57) |
| 41 | Forced Turnovers | | | 48 |
| 68 | Second Balls | | | 90 |
| 119.2 km | Total Distance Covered | | | 117.9 km |
| 5.9 km | Zone 4 - Low Speed Sprinting: 20-25 km/h | | | 6 km |



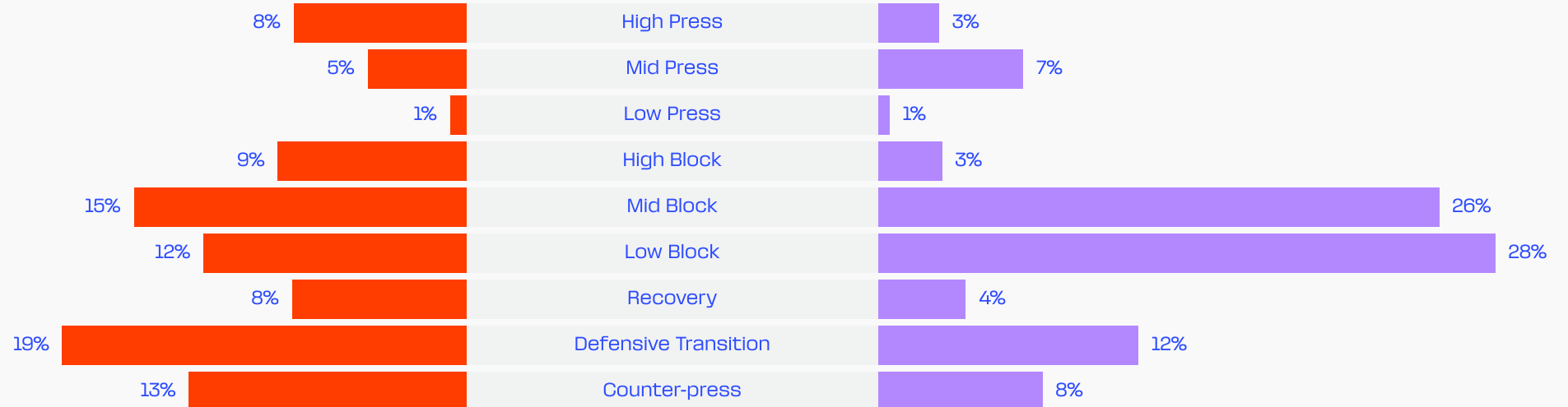
Phases of Play



IN POSSESSION



OUT OF POSSESSION

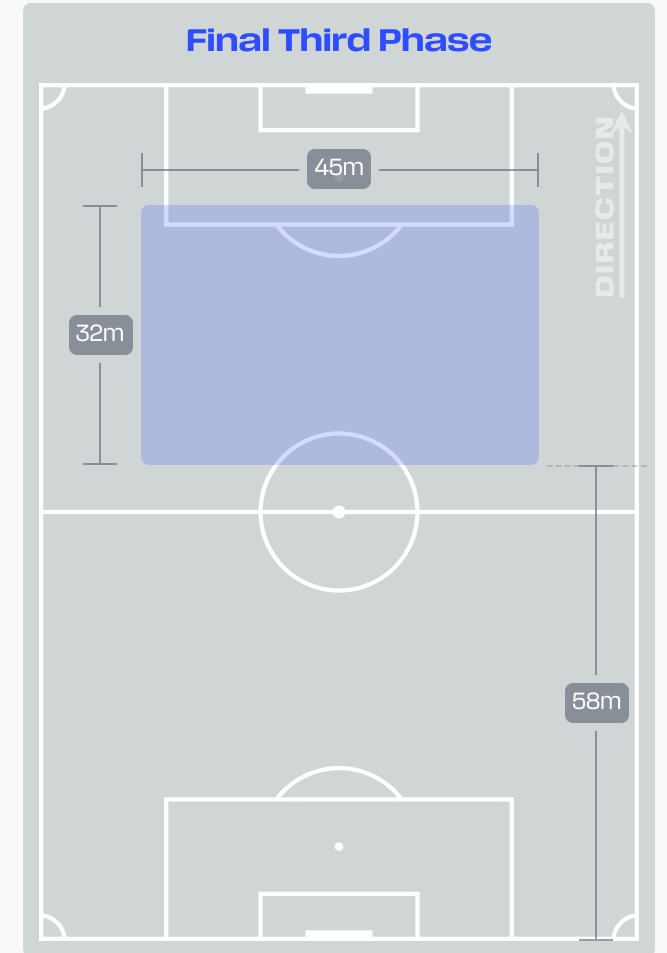
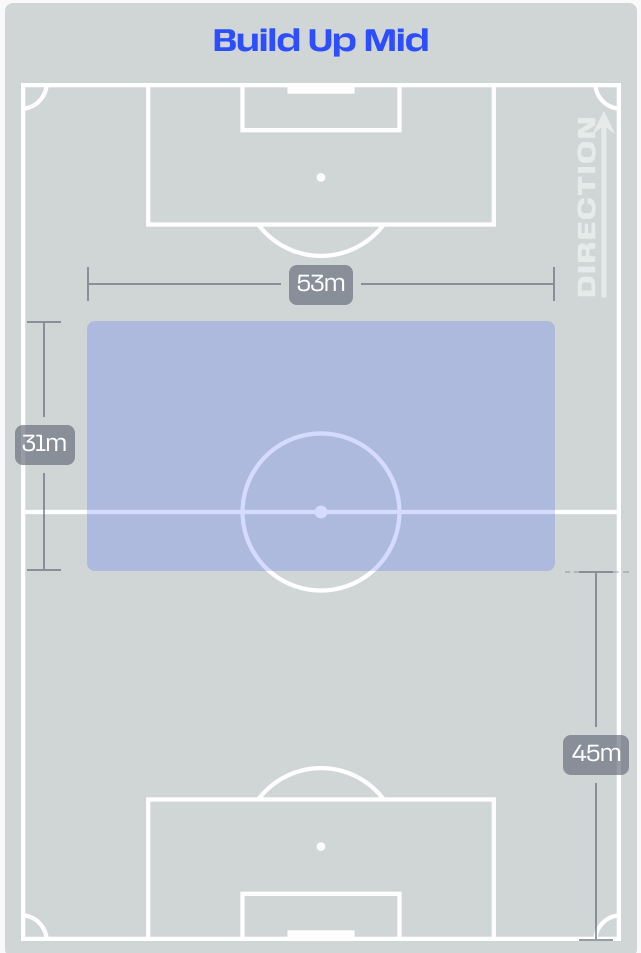
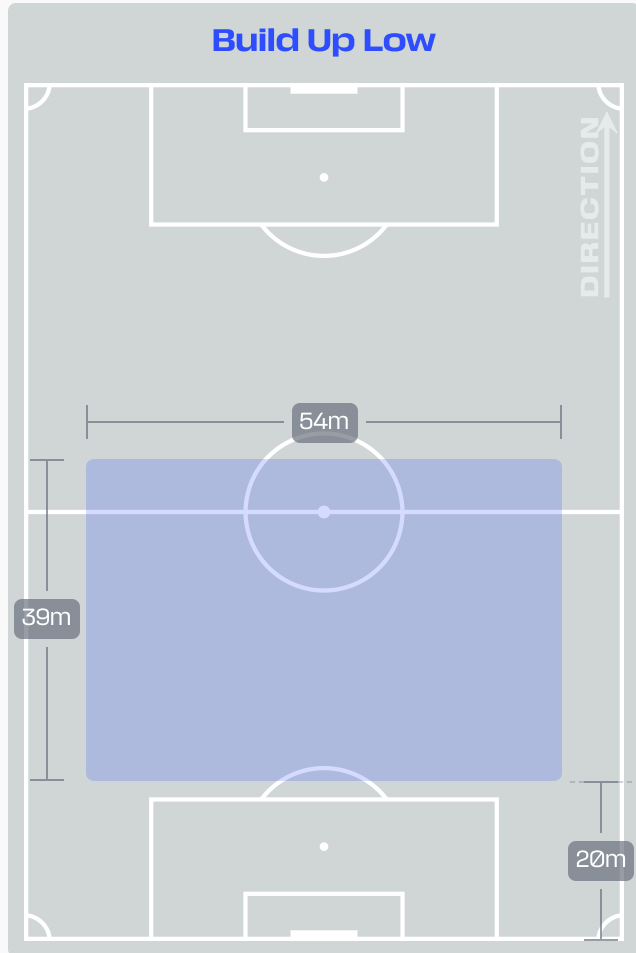


IN POSSESSION

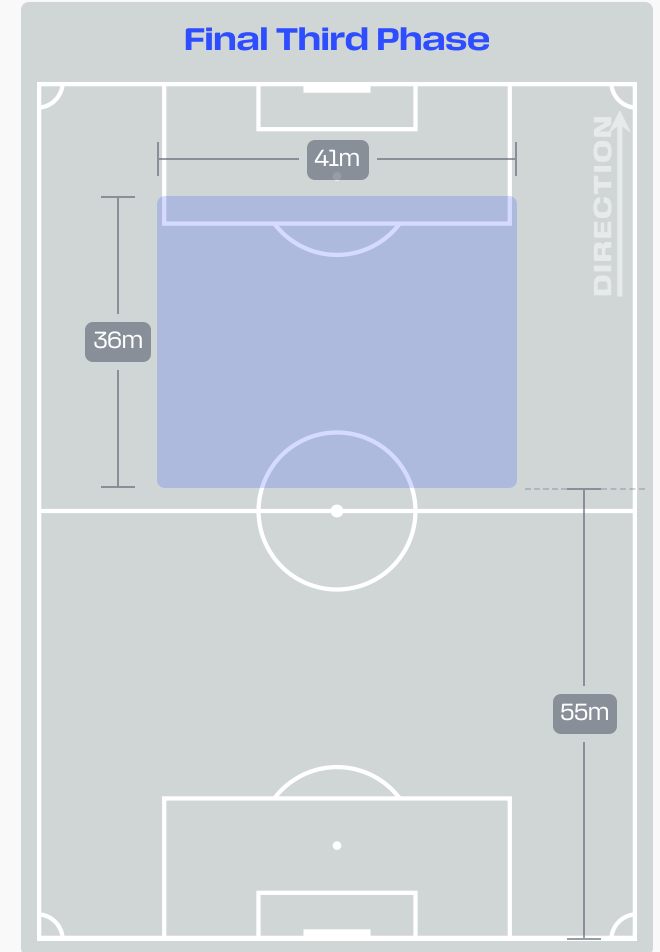
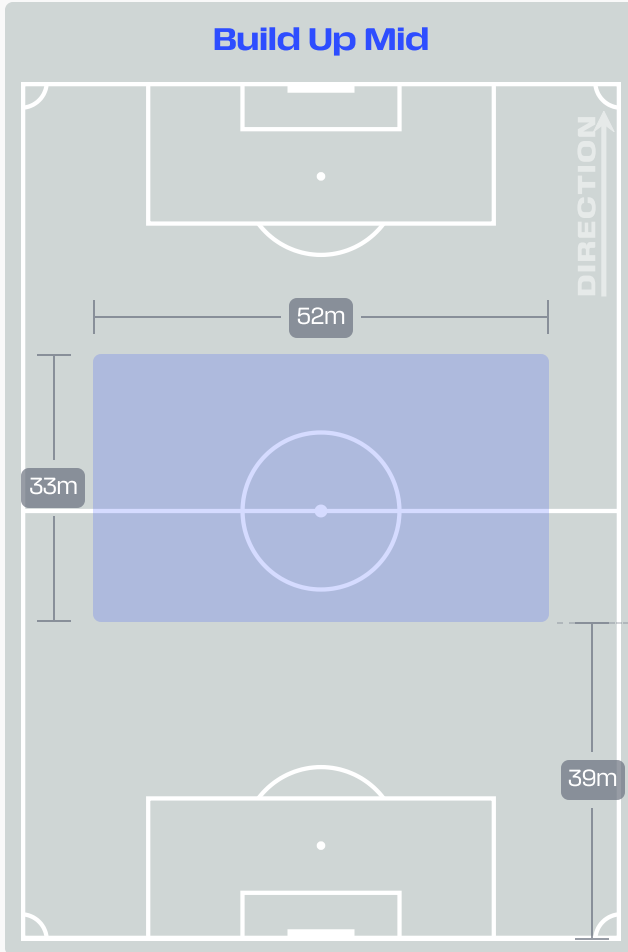
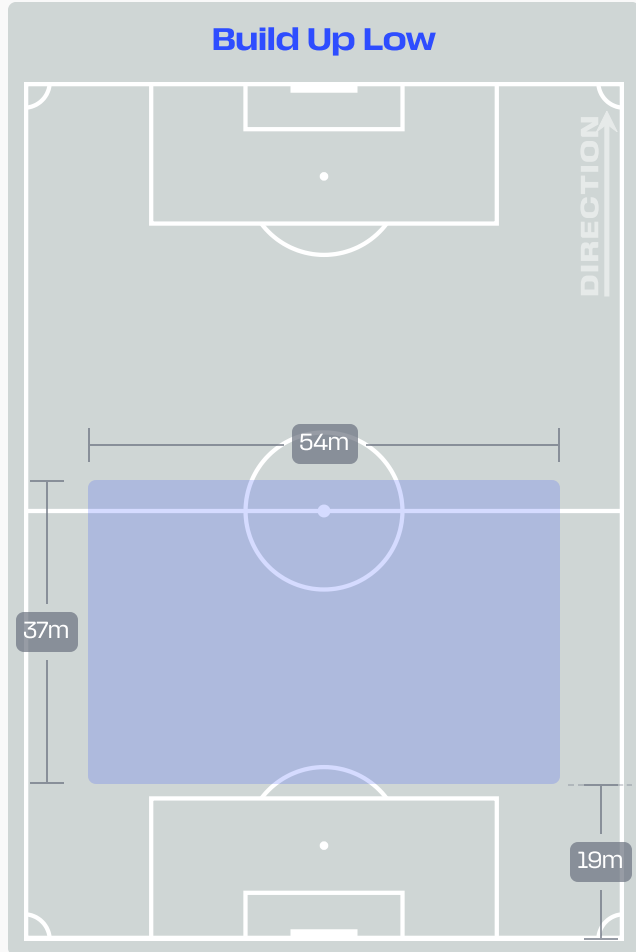


USA v Belgium

In Possession Line Height & Team Length



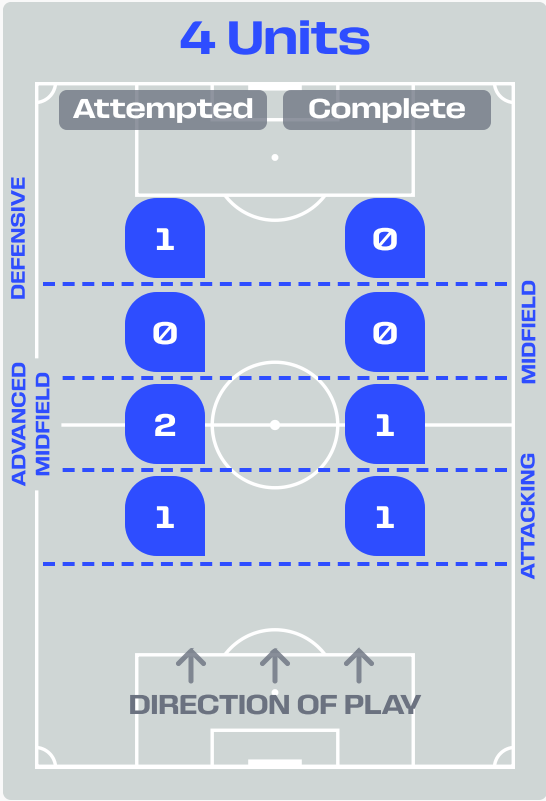
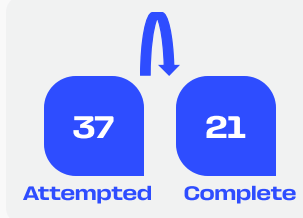
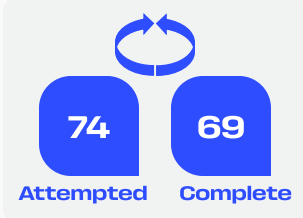
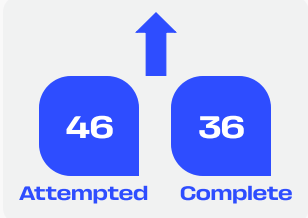
In Possession Line Height & Team Length



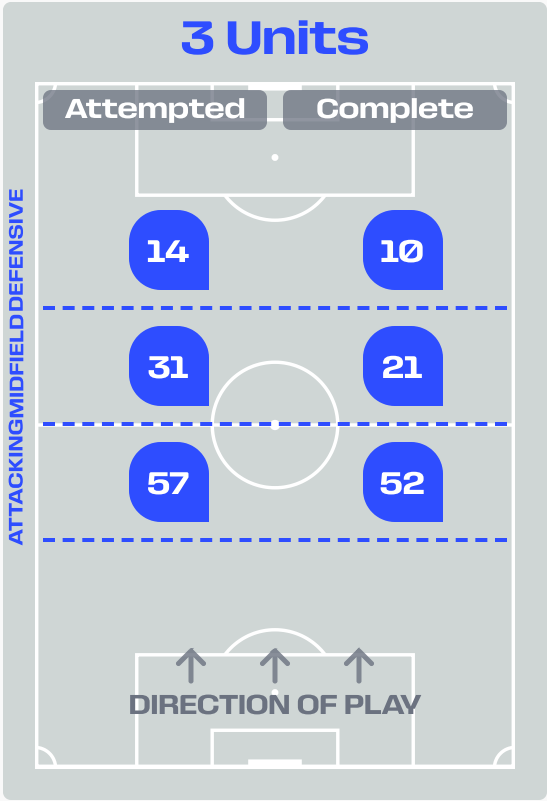
Line Breaks



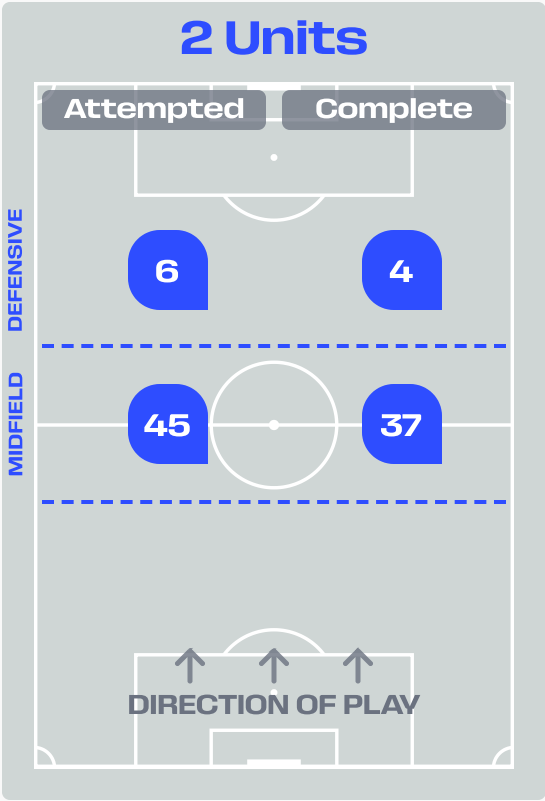
Attempted Line Breaks
157



Attempted Line Breaks 4
 Inside Shape 2
 Outside Shape 2



Attempted Line Breaks 102
 Inside Shape 50
 Outside Shape 52



Attempted Line Breaks 51
 Inside Shape 23
 Outside Shape 28

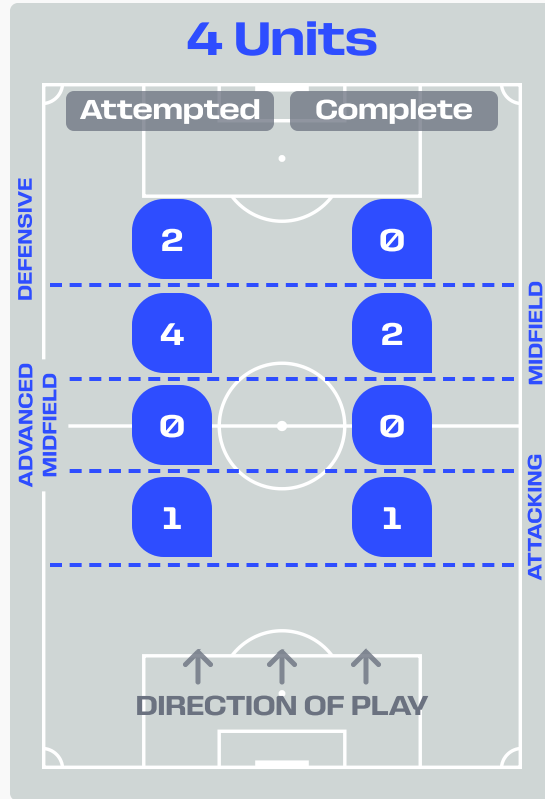
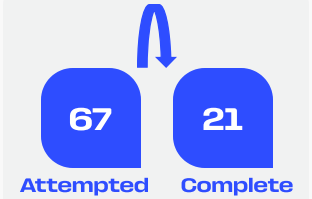
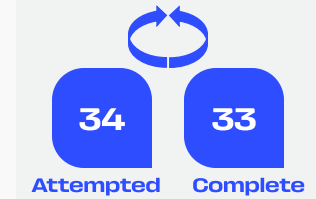
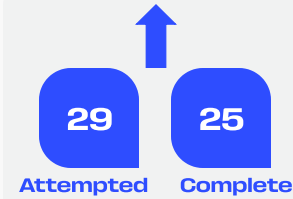
Line Breaks



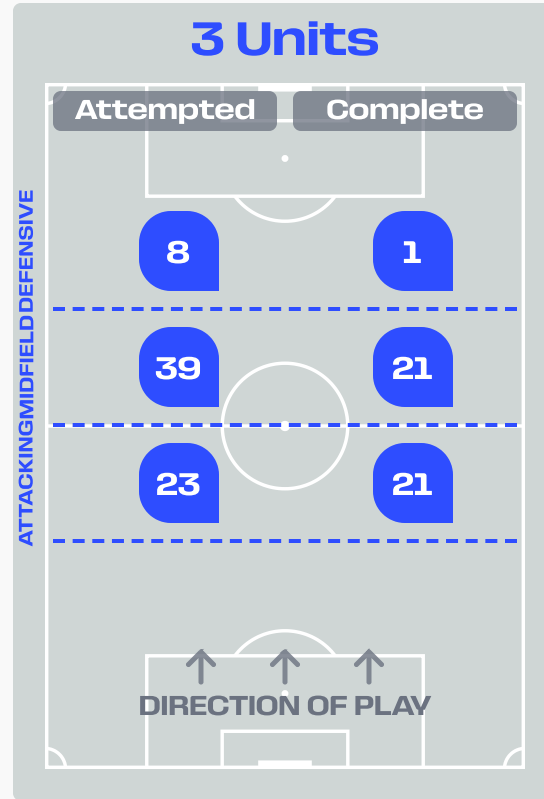
Belgium

Attempted Line Breaks

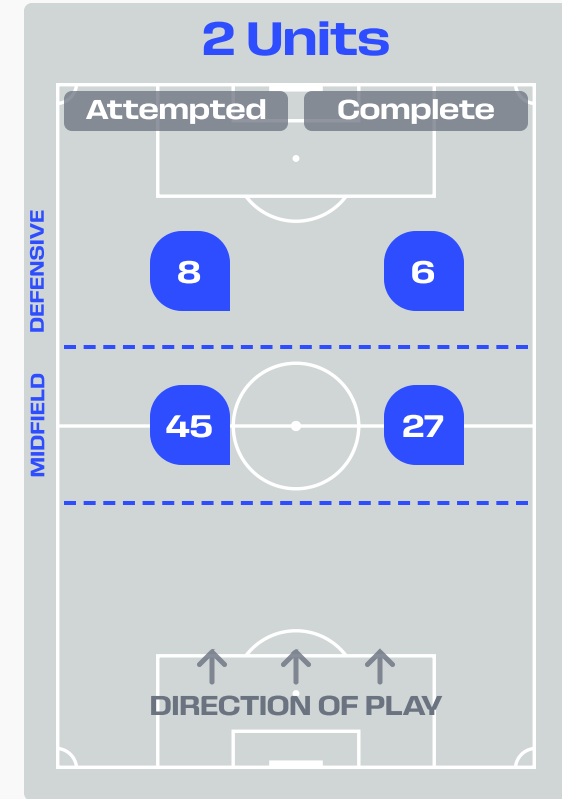
130



| | |
|------------------------------|----------|
| Attempted Line Breaks | 7 |
| Inside Shape | 4 |
| Outside Shape | 3 |



| | |
|------------------------------|-----------|
| Attempted Line Breaks | 70 |
| Inside Shape | 50 |
| Outside Shape | 20 |



| | |
|------------------------------|-----------|
| Attempted Line Breaks | 53 |
| Inside Shape | 33 |
| Outside Shape | 20 |

Line Breaks



| | | | | | 4 Units | | | | 3 Units | | | 2 Units | | Direction | | | Distribution Type | | |
|----|----------------------|-----------------------|-----------------------|-------------------------|----------------|-------------------------|---------------|----------------|----------------|---------------|----------------|---------------|----------------|-----------|--------|------|-------------------|-------|------------------|
| # | Player | Line Breaks Attempted | Line Breaks Completed | Line Break Completion % | Attacking Line | Attacking Midfield Line | Midfield Line | Defensive Line | Attacking Line | Midfield Line | Defensive Line | Midfield Line | Defensive Line | Through | Around | Over | Pass | Cross | Ball Progression |
| 1 | Thibaut COURTOIS | 19 | 5 | 26% | 0 | 0 | 1 | 1 | 0 | 12 | 0 | 5 | 0 | 0 | 1 | 18 | 19 | 0 | 0 |
| 4 | Brandon MECHELE | 8 | 3 | 38% | 0 | 0 | 0 | 0 | 1 | 3 | 1 | 3 | 0 | 0 | 3 | 5 | 8 | 0 | 0 |
| 5 | Maxim DE CUYPER | 21 | 12 | 57% | 0 | 0 | 0 | 1 | 7 | 3 | 2 | 8 | 0 | 3 | 5 | 13 | 20 | 1 | 0 |
| 8 | Youri TIELEMANS | 12 | 8 | 67% | 0 | 0 | 0 | 0 | 3 | 2 | 0 | 7 | 0 | 5 | 2 | 5 | 12 | 0 | 0 |
| 10 | Leandro TROSSARD | 4 | 3 | 75% | 1 | 0 | 0 | 0 | 0 | 0 | 0 | 2 | 1 | 2 | 2 | 0 | 2 | 0 | 2 |
| 14 | Dodi LUKEBAKIO | 8 | 6 | 75% | 0 | 0 | 0 | 0 | 0 | 0 | 1 | 5 | 2 | 2 | 3 | 3 | 3 | 2 | 3 |
| 17 | Charles DE KETELAERE | 1 | 0 | 0% | 0 | 0 | 0 | 0 | 0 | 0 | 0 | 0 | 1 | 0 | 0 | 1 | 1 | 0 | 0 |
| 21 | Timothy CASTAGNE | 15 | 11 | 73% | 0 | 0 | 0 | 0 | 6 | 2 | 0 | 5 | 2 | 2 | 5 | 8 | 14 | 1 | 0 |
| 23 | Nicolas RASKIN | 16 | 12 | 75% | 0 | 0 | 1 | 0 | 2 | 5 | 1 | 6 | 1 | 5 | 5 | 6 | 16 | 0 | 0 |
| 24 | Amadou ONANA | 3 | 3 | 100% | 0 | 0 | 0 | 0 | 1 | 0 | 0 | 2 | 0 | 1 | 2 | 0 | 3 | 0 | 0 |
| 25 | Nathan NGOY | 9 | 5 | 56% | 0 | 0 | 0 | 0 | 3 | 3 | 2 | 1 | 0 | 2 | 3 | 4 | 9 | 0 | 0 |
| 6 | Axel WITSEL | 2 | 2 | 100% | 0 | 0 | 0 | 0 | 0 | 2 | 0 | 0 | 0 | 1 | 0 | 1 | 2 | 0 | 0 |
| 9 | Romelu LUKAKU | 0 | 0 | 0% | 0 | 0 | 0 | 0 | 0 | 0 | 0 | 0 | 0 | 0 | 0 | 0 | 0 | 0 | 0 |
| 11 | Jeremy DOKU | 2 | 2 | 100% | 0 | 0 | 1 | 0 | 0 | 1 | 0 | 0 | 0 | 0 | 2 | 0 | 1 | 0 | 1 |
| 20 | Hans VANAKEN | 9 | 6 | 67% | 0 | 0 | 1 | 0 | 0 | 5 | 1 | 1 | 1 | 5 | 1 | 3 | 8 | 0 | 1 |
| 22 | Alexis SAELEMAEKERS | 1 | 1 | 100% | 0 | 0 | 0 | 0 | 0 | 1 | 0 | 0 | 0 | 1 | 0 | 0 | 1 | 0 | 0 |



Passing Networks

| # | Passes From ↓ to → | Matt FREESE | Sergino DEST | Chris RICHARDS | Tyler ADAMS | Antonee ROBINSON | Weston McKENNIE | Christian PULISIC | Tim REAM | Alex FREEMAN | Malik TILLMAN | Folarin BALOGUN | Giovanni REYNA | Ricardo PEPI | Sebastian BERHALTER | Max ARFSTEN | Haji WRIGHT |
|----|---------------------|-------------|--------------|----------------|-------------|------------------|-----------------|-------------------|----------|--------------|---------------|-----------------|----------------|--------------|---------------------|-------------|-------------|
| 24 | Matt FREESE | | 1 | 5 | 1 | 1 | 0 | 0 | 9 | 3 | 0 | 0 | 0 | 0 | 0 | 0 | 0 |
| 2 | Sergino DEST | 0 | | 0 | 0 | 0 | 3 | 0 | 0 | 5 | 1 | 1 | 0 | 0 | 0 | 0 | 0 |
| 3 | Chris RICHARDS | 2 | 1 | | 14 | 3 | 3 | 0 | 17 | 18 | 1 | 1 | 3 | 0 | 4 | 0 | 0 |
| 4 | Tyler ADAMS | 1 | 2 | 13 | | 4 | 5 | 2 | 13 | 6 | 6 | 0 | 4 | 0 | 3 | 0 | 0 |
| 5 | Antonee ROBINSON | 1 | 0 | 1 | 3 | | 3 | 10 | 10 | 1 | 5 | 3 | 1 | 1 | 4 | 0 | 0 |
| 8 | Weston McKENNIE | 0 | 3 | 1 | 3 | 4 | | 0 | 2 | 6 | 4 | 3 | 3 | 1 | 0 | 0 | 1 |
| 10 | Christian PULISIC | 0 | 0 | 1 | 5 | 4 | 1 | | 2 | 0 | 1 | 1 | 0 | 0 | 0 | 0 | 0 |
| 13 | Tim REAM | 4 | 1 | 15 | 12 | 25 | 4 | 7 | | 3 | 5 | 0 | 2 | 0 | 3 | 0 | 0 |
| 16 | Alex FREEMAN | 1 | 5 | 11 | 3 | 0 | 9 | 0 | 3 | | 6 | 2 | 1 | 0 | 5 | 0 | 0 |
| 17 | Malik TILLMAN | 0 | 0 | 6 | 5 | 3 | 3 | 0 | 6 | 1 | | 0 | 0 | 0 | 4 | 0 | 0 |
| 20 | Folarin BALOGUN | 0 | 1 | 0 | 1 | 0 | 1 | 1 | 0 | 1 | 1 | | 1 | 0 | 0 | 0 | 0 |
| 7 | Giovanni REYNA | 0 | 0 | 5 | 0 | 0 | 1 | 0 | 1 | 3 | 5 | 2 | | 1 | 3 | 0 | 0 |
| 9 | Ricardo PEPI | 0 | 0 | 0 | 0 | 0 | 0 | 0 | 0 | 0 | 0 | 0 | 0 | | 3 | 0 | 0 |
| 14 | Sebastian BERHALTER | 0 | 0 | 5 | 2 | 5 | 5 | 0 | 4 | 3 | 2 | 0 | 2 | 0 | | 0 | 0 |
| 18 | Max ARFSTEN | 0 | 0 | 0 | 0 | 0 | 0 | 0 | 0 | 0 | 0 | 0 | 0 | 0 | 0 | | 0 |
| 19 | Haji WRIGHT | 0 | 0 | 0 | 0 | 0 | 1 | 0 | 0 | 0 | 0 | 0 | 0 | 0 | 0 | 0 | |

| Top 5 Player to Player Passers | | |
|--------------------------------|------------------|------------------------|
| Player | Passed To | % of Total Team Passes |
| Tim REAM | Antonee ROBINSON | 5.4% |
| Chris RICHARDS | Alex FREEMAN | 3.9% |
| Chris RICHARDS | Tim REAM | 3.7% |
| Tim REAM | Chris RICHARDS | 3.3% |
| Chris RICHARDS | Tyler ADAMS | 3% |

Passing Networks

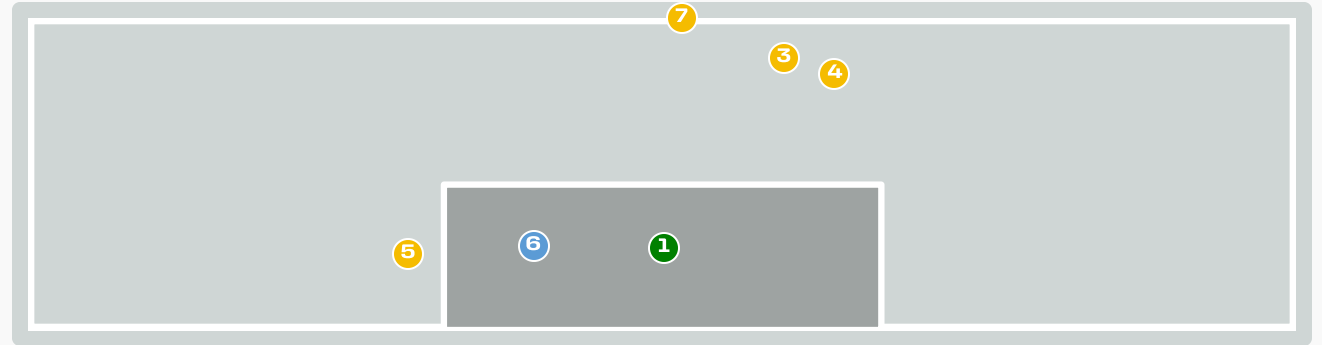
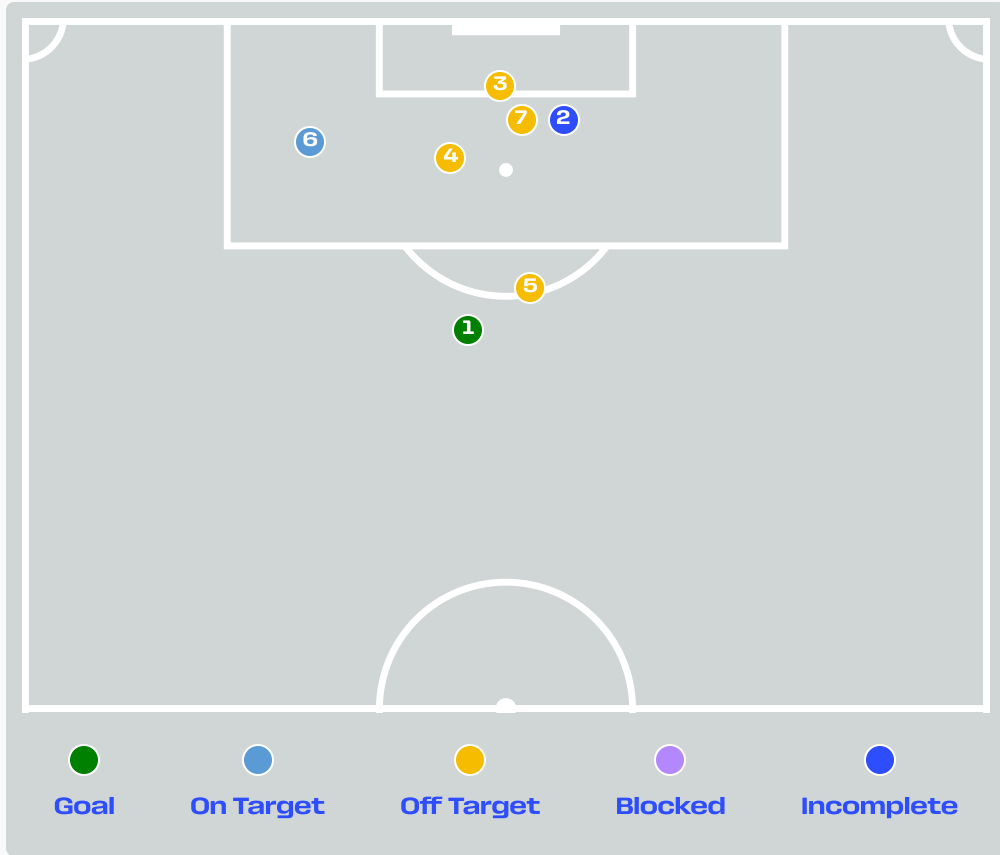


| # | Passes From ↓ to → | Thibaut COURTOIS | Brandon MECHELE | Maxim DE CUYPER | Youri TIELEMANS | Leandro TROSSARD | Dodi LUKEBAKIO | Charles DE KETELAERE | Timothy CASTAGNE | Nicolas RASKIN | Amadou ONANA | Nathan NGOY | Axel WITSEL | Romelu LUKAKU | Jeremy DOKU | Hans VANAKEN | Alexis SAELEMAEKERS |
|----|----------------------|------------------|-----------------|-----------------|-----------------|------------------|----------------|----------------------|------------------|----------------|--------------|-------------|-------------|---------------|-------------|--------------|---------------------|
| 1 | Thibaut COURTOIS | | 8 | 0 | 0 | 0 | 2 | 0 | 2 | 0 | 2 | 7 | 0 | 1 | 0 | 1 | 0 |
| 4 | Brandon MECHELE | 8 | | 8 | 0 | 2 | 0 | 0 | 0 | 5 | 1 | 5 | 0 | 0 | 0 | 0 | 0 |
| 5 | Maxim DE CUYPER | 1 | 8 | | 2 | 2 | 1 | 0 | 5 | 4 | 1 | 1 | 0 | 0 | 4 | 5 | 1 |
| 8 | Youri TIELEMANS | 1 | 3 | 5 | | 2 | 2 | 3 | 3 | 7 | 0 | 1 | 1 | 1 | 0 | 5 | 0 |
| 10 | Leandro TROSSARD | 0 | 5 | 1 | 2 | | 0 | 0 | 2 | 5 | 0 | 2 | 0 | 0 | 0 | 0 | 0 |
| 14 | Dodi LUKEBAKIO | 0 | 0 | 0 | 4 | 1 | | 3 | 3 | 2 | 0 | 0 | 0 | 0 | 0 | 3 | 0 |
| 17 | Charles DE KETELAERE | 0 | 0 | 0 | 1 | 2 | 5 | | 0 | 3 | 1 | 0 | 0 | 0 | 0 | 2 | 0 |
| 21 | Timothy CASTAGNE | 1 | 1 | 0 | 4 | 1 | 7 | 3 | | 3 | 3 | 7 | 0 | 0 | 0 | 6 | 0 |
| 23 | Nicolas RASKIN | 0 | 7 | 6 | 0 | 4 | 1 | 1 | 5 | | 2 | 2 | 0 | 1 | 2 | 5 | 0 |
| 24 | Amadou ONANA | 0 | 1 | 1 | 0 | 0 | 1 | 1 | 3 | 2 | | 3 | 0 | 0 | 0 | 0 | 0 |
| 25 | Nathan NGOY | 15 | 0 | 0 | 0 | 0 | 1 | 0 | 6 | 2 | 1 | | 0 | 0 | 0 | 1 | 0 |
| 6 | Axel WITSEL | 0 | 0 | 1 | 0 | 0 | 0 | 0 | 0 | 0 | 0 | 0 | | 1 | 0 | 1 | 1 |
| 9 | Romelu LUKAKU | 0 | 0 | 0 | 1 | 0 | 0 | 0 | 0 | 0 | 0 | 0 | 0 | | 1 | 0 | 0 |
| 11 | Jeremy DOKU | 0 | 0 | 2 | 2 | 1 | 0 | 0 | 0 | 0 | 0 | 0 | 0 | 1 | | 2 | 0 |
| 20 | Hans VANAKEN | 0 | 2 | 4 | 5 | 2 | 1 | 3 | 8 | 7 | 0 | 1 | 0 | 0 | 3 | | 0 |
| 22 | Alexis SAELEMAEKERS | 0 | 0 | 0 | 0 | 0 | 0 | 0 | 1 | 0 | 0 | 0 | 0 | 0 | 1 | 0 | |

| Top 5 Player to Player Passers | | |
|--------------------------------|------------------|------------------------|
| Player | Passed To | % of Total Team Passes |
| Nathan NGOY | Thibaut COURTOIS | 4.5% |
| Thibaut COURTOIS | Brandon MECHELE | 2.4% |
| Brandon MECHELE | Thibaut COURTOIS | 2.4% |
| Brandon MECHELE | Maxim DE CUYPER | 2.4% |
| Maxim DE CUYPER | Brandon MECHELE | 2.4% |



Attempts at Goal



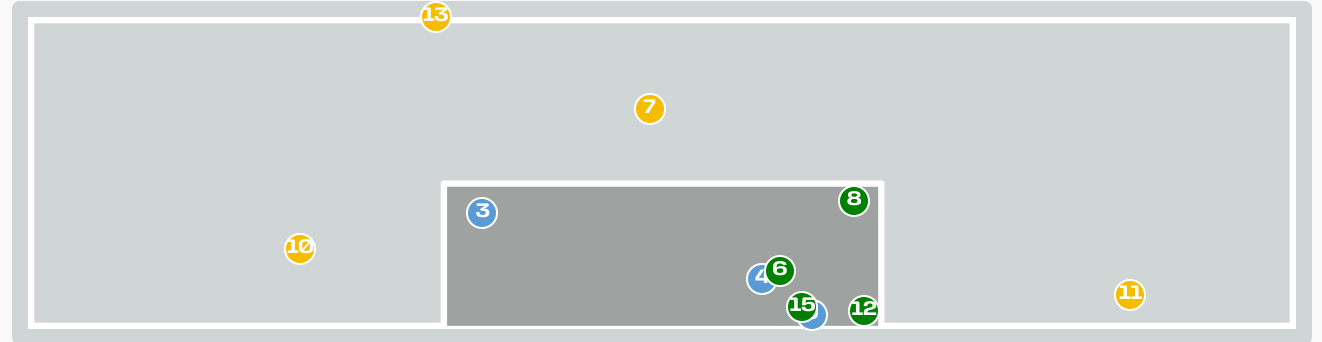
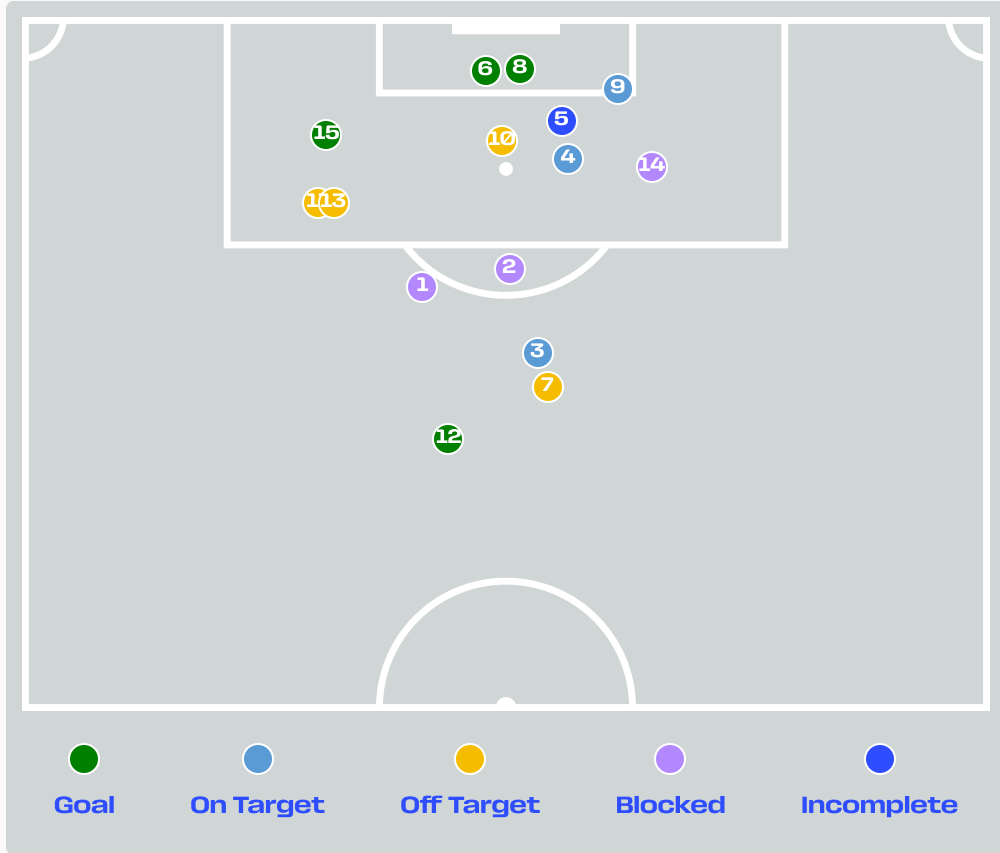
| Key | Outcome | Shots |
|-----|------------|-------|
| ● | Goals | 1 |
| ● | On Target | 1 |
| ● | Off Target | 4 |
| ● | Blocked | 0 |
| ● | Incomplete | 1 |



Attempts at Goal

| Time | Player | Outcome | Body Part | Delivery Type |
|------|------------------------|--|------------|---------------|
| 30 | 17 Malik TILLMAN | Deflected On Target - Goal | Right Foot | Freekick |
| 44 | 16 Alex FREEMAN | Incomplete - Player On Ball Error | Head | Other |
| 44 | 20Folarin BALOGUN | Off Target | Right Foot | Loose Ball |
| 65 | 16 Alex FREEMAN | Off Target | Head | Corner |
| 78 | 14 Sebastian BERHALTER | Off Target | Left Foot | Loose Ball |
| 81 | 20Folarin BALOGUN | On Target - Saved | Left Foot | Pass |
| 82 | 20Folarin BALOGUN | Deflected Off Target - Defensive Event | Head | Corner |

Attempts at Goal



| Key | Outcome | Shots |
|-----|------------|-------|
| ● | Goals | 4 |
| ● | On Target | 3 |
| ● | Off Target | 4 |
| ● | Blocked | 3 |
| ● | Incomplete | 1 |

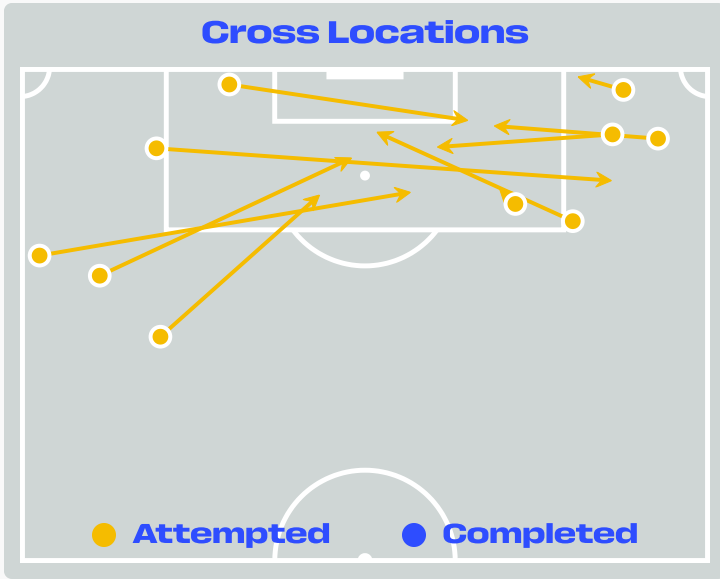
Attempts at Goal



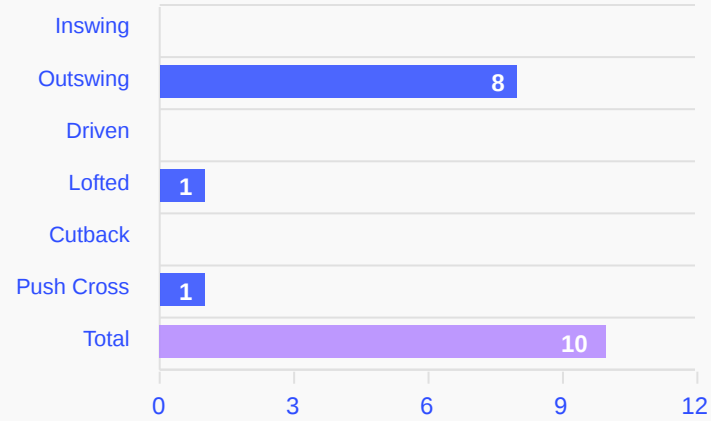
| Time | Player | Outcome | Body Part | Delivery Type |
|------|-------------------------|--|------------|---------------|
| 0 | 10 Leandro TROSSARD | Incomplete - Blocked | Left Foot | Loose Ball |
| 0 | 8 Youri TIELEMANS | Incomplete - Blocked | Left Foot | Loose Ball |
| 0 | 21 Timothy CASTAGNE | On Target - Saved | Right Foot | Loose Ball |
| 1 | 17 Charles DE KETELAERE | On Target - Saved | Head | Corner |
| 7 | 8 Youri TIELEMANS | Incomplete - Player On Ball Error | Right Foot | Cross |
| 8 | 17 Charles DE KETELAERE | On Target - Goal | Right Foot | Cross |
| 13 | 10 Leandro TROSSARD | Off Target | Right Foot | Pass |
| 32 | 17 Charles DE KETELAERE | Deflected On Target - Goal | Head | Cross |
| 38 | 23 Nicolas RASKIN | On Target - Saved | Right Foot | Corner |
| 42 | 14 Dodi LUKEBAKIO | Off Target | Head | Freekick |
| 48 | 14 Dodi LUKEBAKIO | Off Target | Left Foot | Pass |
| 56 | 20 Hans VANAKEN | Deflected On Target - Goal | Right Foot | Loose Ball |
| 61 | 10 Leandro TROSSARD | Deflected Off Target - Defensive Event | Left Foot | Pass |
| 85 | 10 Leandro TROSSARD | Incomplete - Blocked | Left Foot | Pass |
| 92 | 9 Romelu LUKAKU | On Target - Goal | Right Foot | Loose Ball |



Crosses (Open Play)



Delivery Type



Attempted

10

Completed

0

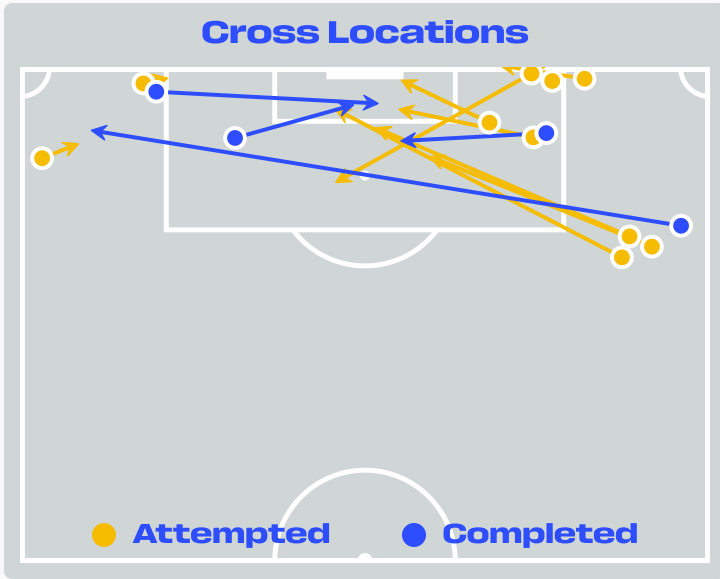
Most Crosses Attempted

4

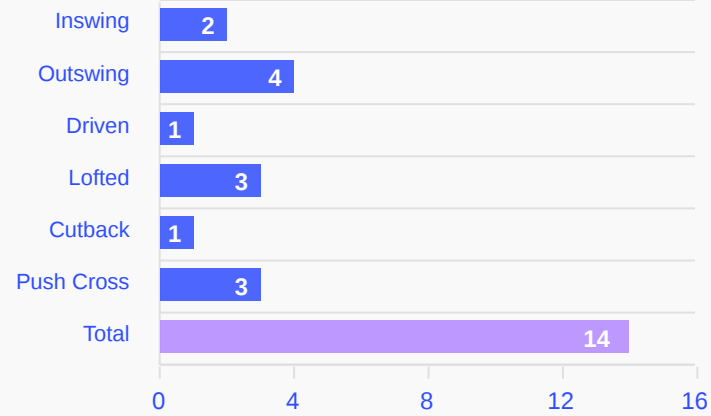
Antonee ROBINSON
LEFT MIDFIELD

| # | Player | Inswing | Outswing | Driven | Lofted | Cutback | Push Cross | Total Attempted |
|----|---------------------|---------|----------|--------|--------|---------|------------|-----------------|
| 24 | Matt FREESE | 0 | 0 | 0 | 0 | 0 | 0 | 0 |
| 2 | Sergino DEST | 0 | 0 | 0 | 0 | 0 | 0 | 0 |
| 3 | Chris RICHARDS | 0 | 0 | 0 | 0 | 0 | 0 | 0 |
| 4 | Tyler ADAMS | 0 | 0 | 0 | 0 | 0 | 0 | 0 |
| 5 | Antonee ROBINSON | 0 | 4 | 0 | 0 | 0 | 0 | 4 |
| 8 | Weston McKENNIE | 0 | 1 | 0 | 0 | 0 | 0 | 1 |
| 10 | Christian PULISIC | 0 | 0 | 0 | 0 | 0 | 0 | 0 |
| 13 | Tim REAM | 0 | 0 | 0 | 0 | 0 | 0 | 0 |
| 16 | Alex FREEMAN | 0 | 3 | 0 | 0 | 0 | 0 | 3 |
| 17 | Malik TILLMAN | 0 | 0 | 0 | 0 | 0 | 0 | 0 |
| 20 | Folarin BALOGUN | 0 | 0 | 0 | 1 | 0 | 1 | 2 |
| 7 | Giovanni REYNA | 0 | 0 | 0 | 0 | 0 | 0 | 0 |
| 9 | Ricardo PEPI | 0 | 0 | 0 | 0 | 0 | 0 | 0 |
| 14 | Sebastian BERHALTER | 0 | 0 | 0 | 0 | 0 | 0 | 0 |
| 18 | Max ARFSTEN | 0 | 0 | 0 | 0 | 0 | 0 | 0 |
| 19 | Haji WRIGHT | 0 | 0 | 0 | 0 | 0 | 0 | 0 |

Crosses (Open Play)



Delivery Type



Attempted

14

Completed

4

Most Crosses Attempted

4

Dodi LUKEBAKIO
ATTACKING MIDFIELD RIGHT

| # | Player | Inswing | Outswing | Driven | Lofted | Cutback | Push Cross | Total Attempted |
|----|----------------------|---------|----------|--------|--------|---------|------------|-----------------|
| 1 | Thibaut COURTOIS | 0 | 0 | 0 | 0 | 0 | 0 | 0 |
| 4 | Brandon MECHELE | 0 | 0 | 0 | 0 | 0 | 0 | 0 |
| 5 | Maxim DE CUYPER | 0 | 0 | 0 | 0 | 0 | 0 | 0 |
| 8 | Youri TIELEMANS | 0 | 0 | 0 | 0 | 0 | 0 | 0 |
| 10 | Leandro TROSSARD | 0 | 1 | 0 | 2 | 0 | 0 | 3 |
| 14 | Dodi LUKEBAKIO | 2 | 0 | 0 | 1 | 1 | 0 | 4 |
| 17 | Charles DE KETELAERE | 0 | 0 | 1 | 0 | 0 | 0 | 1 |
| 21 | Timothy CASTAGNE | 0 | 2 | 0 | 0 | 0 | 1 | 3 |
| 23 | Nicolas RASKIN | 0 | 1 | 0 | 0 | 0 | 2 | 3 |
| 24 | Amadou ONANA | 0 | 0 | 0 | 0 | 0 | 0 | 0 |
| 25 | Nathan NGOY | 0 | 0 | 0 | 0 | 0 | 0 | 0 |
| 6 | Axel WITSEL | 0 | 0 | 0 | 0 | 0 | 0 | 0 |
| 9 | Romelu LUKAKU | 0 | 0 | 0 | 0 | 0 | 0 | 0 |
| 11 | Jeremy DOKU | 0 | 0 | 0 | 0 | 0 | 0 | 0 |
| 20 | Hans VANAKEN | 0 | 0 | 0 | 0 | 0 | 0 | 0 |
| 22 | Alexis SAELEMAEKERS | 0 | 0 | 0 | 0 | 0 | 0 | 0 |



Offering to Receive

400

Total Offers Made

146

Total Offers Received

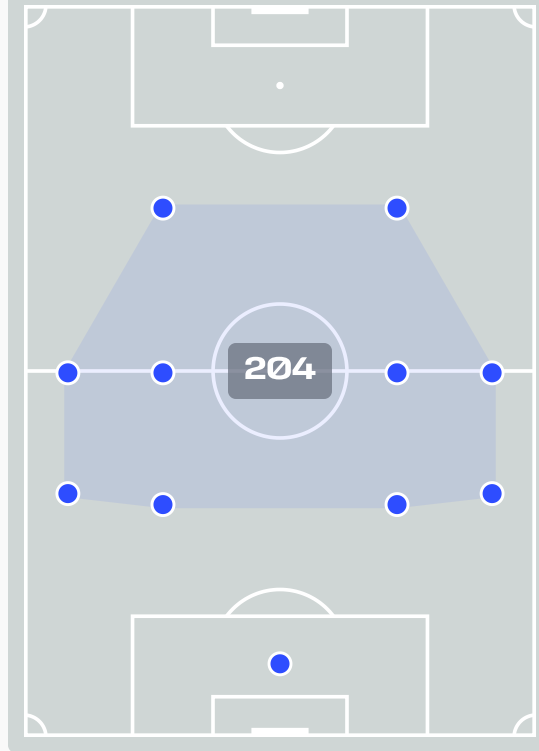
Most Offers

73

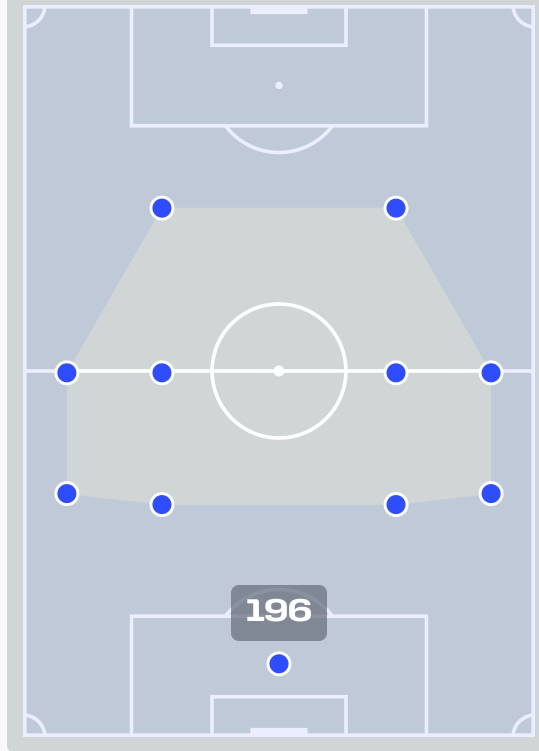
Tyler ADAMS
CENTRE MIDFIELD

| # | Player | Offers Made | Offers Received | % Made & Received |
|----|---------------------|-------------|-----------------|-------------------|
| 24 | Matt FREESE | 3 | 3 | 100% |
| 2 | Sergino DEST | 9 | 5 | 55.6% |
| 3 | Chris RICHARDS | 9 | 5 | 55.6% |
| 4 | Tyler ADAMS | 73 | 34 | 46.6% |
| 5 | Antonee ROBINSON | 68 | 26 | 38.2% |
| 8 | Weston McKENNIE | 52 | 12 | 23.1% |
| 10 | Christian PULISIC | 34 | 15 | 44.1% |
| 13 | Tim REAM | 7 | 2 | 28.6% |
| 16 | Alex FREEMAN | 21 | 12 | 57.1% |
| 17 | Malik TILLMAN | 29 | 7 | 24.1% |
| 20 | Folarin BALOGUN | 48 | 10 | 20.8% |
| 7 | Giovanni REYNA | 11 | 4 | 36.4% |
| 9 | Ricardo PEPI | 22 | 3 | 13.6% |
| 14 | Sebastian BERHALTER | 12 | 8 | 66.7% |
| 18 | Max ARFSTEN | 2 | 0 | 0% |
| 19 | Haji WRIGHT | 0 | 0 | 0% |

Offers Made Inside Shape



Offers Made Outside Shape



190

Offers Made in Final Third

175

Offers Made in Middle Third

35

Offers Made in Defensive Third

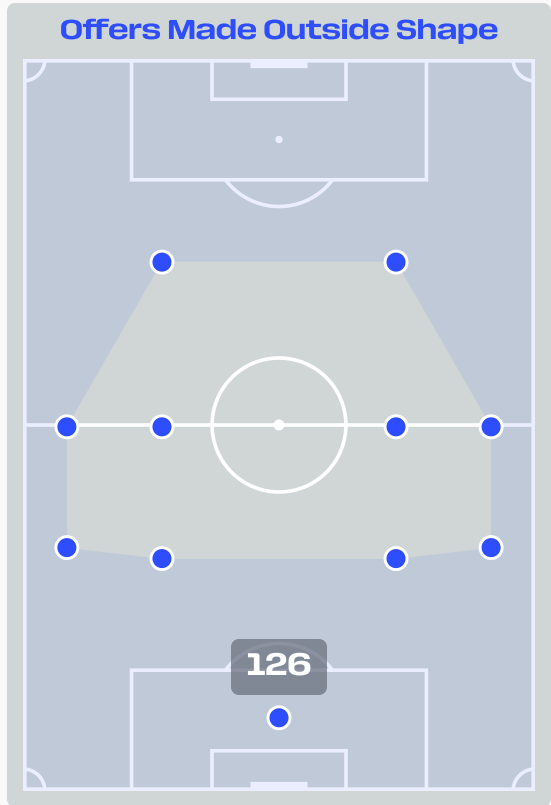
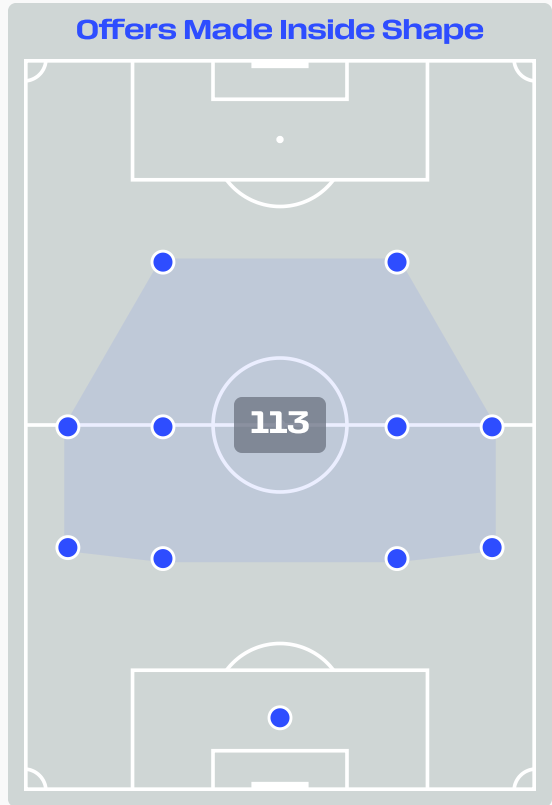
Offering to Receive

239
Total Offers Made

91
Total Offers Received

Most Offers
38
Leandro TROSSARD
ATTACKING MIDFIELD LEFT

78
Offers Made in Final Third



93
Offers Made in Middle Third

68
Offers Made in Defensive Third

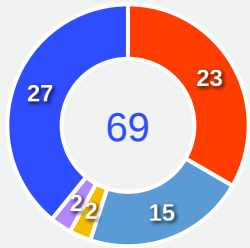
| # | Player | Offers Made | Offers Received | % Made & Received |
|----|----------------------|-------------|-----------------|-------------------|
| 1 | Thibaut COURTOIS | 9 | 8 | 88.9% |
| 4 | Brandon MECHELE | 16 | 6 | 37.5% |
| 5 | Maxim DE CUYPER | 10 | 1 | 10% |
| 8 | Youri TIELEMANS | 29 | 7 | 24.1% |
| 10 | Leandro TROSSARD | 38 | 10 | 26.3% |
| 14 | Dodi LUKEBAKIO | 14 | 5 | 35.7% |
| 17 | Charles DE KETELAERE | 20 | 5 | 25% |
| 21 | Timothy CASTAGNE | 30 | 17 | 56.7% |
| 23 | Nicolas RASKIN | 20 | 13 | 65% |
| 24 | Amadou ONANA | 5 | 4 | 80% |
| 25 | Nathan NGOY | 14 | 7 | 50% |
| 6 | Axel WITSEL | 0 | 0 | 0% |
| 9 | Romelu LUKAKU | 9 | 2 | 22.2% |
| 11 | Jeremy DOKU | 6 | 4 | 66.7% |
| 20 | Hans VANAKEN | 14 | 2 | 14.3% |
| 22 | Alexis SAELEMAEKERS | 5 | 0 | 0% |



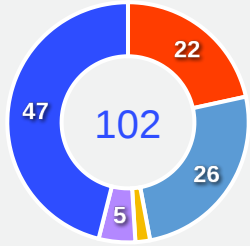
Movement to Receive

Movement Types by Phase

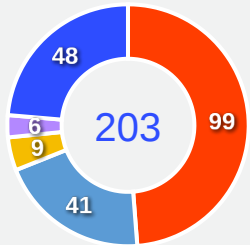
Final Third Phase



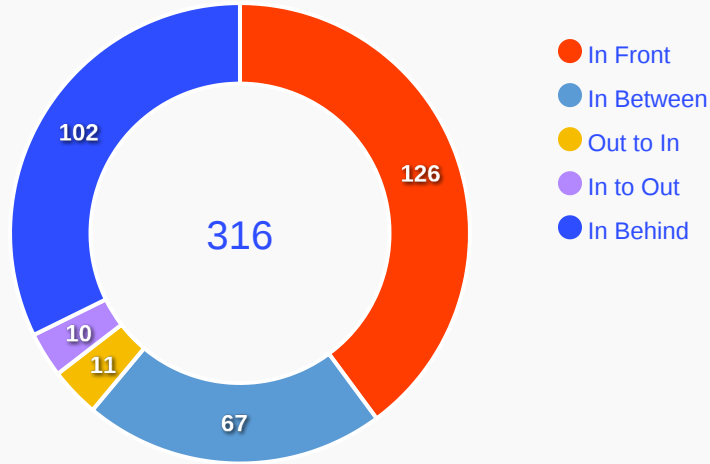
Progression Phase



Build Up Phase



All Movement Types

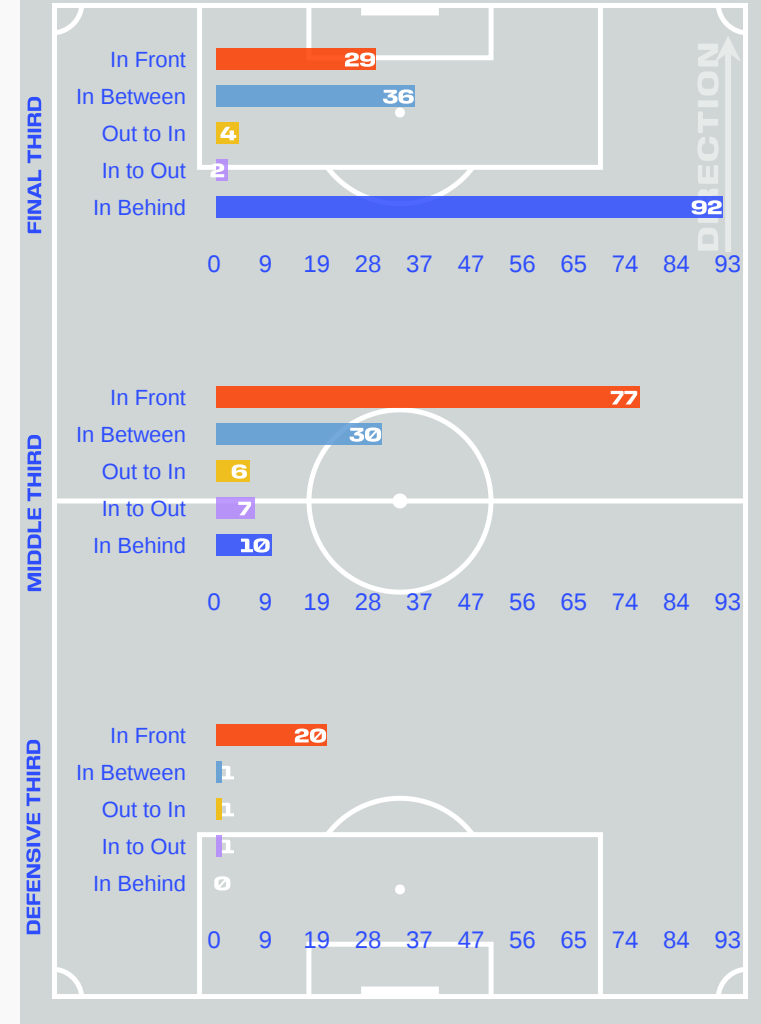


- In Front
- In Between
- Out to In
- In to Out
- In Behind

Top Ranked Players

| Type | Player | Movements |
|------------|----------------------|-----------|
| In Front | 4 Tyler ADAMS | 57 |
| In Between | 9 Ricardo PEPI | 17 |
| Out to In | 10 Christian PULISIC | 4 |
| In to Out | 10 Christian PULISIC | 5 |
| In Behind | 20 Folarin BALOGUN | 31 |

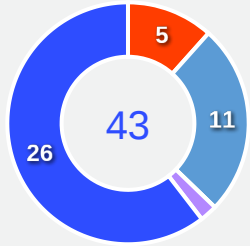
Movement Types Pitch Third



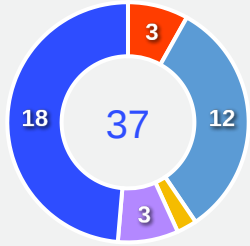
Movement to Receive

Movement Types by Phase

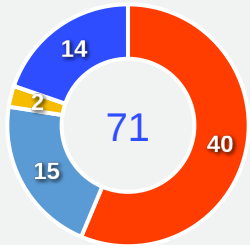
Final Third Phase



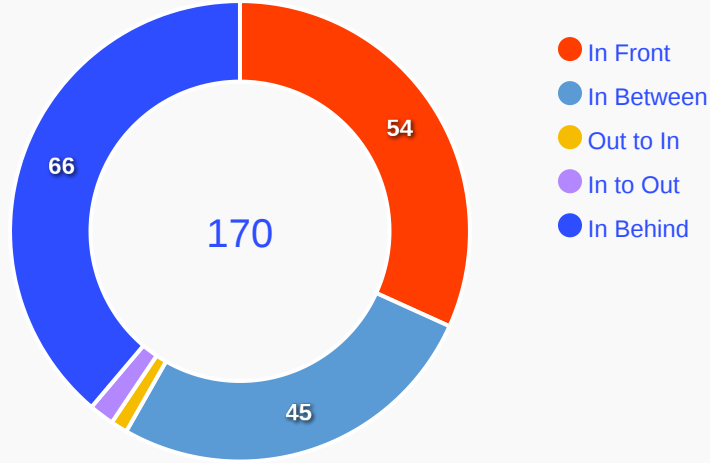
Progression Phase



Build Up Phase



All Movement Types

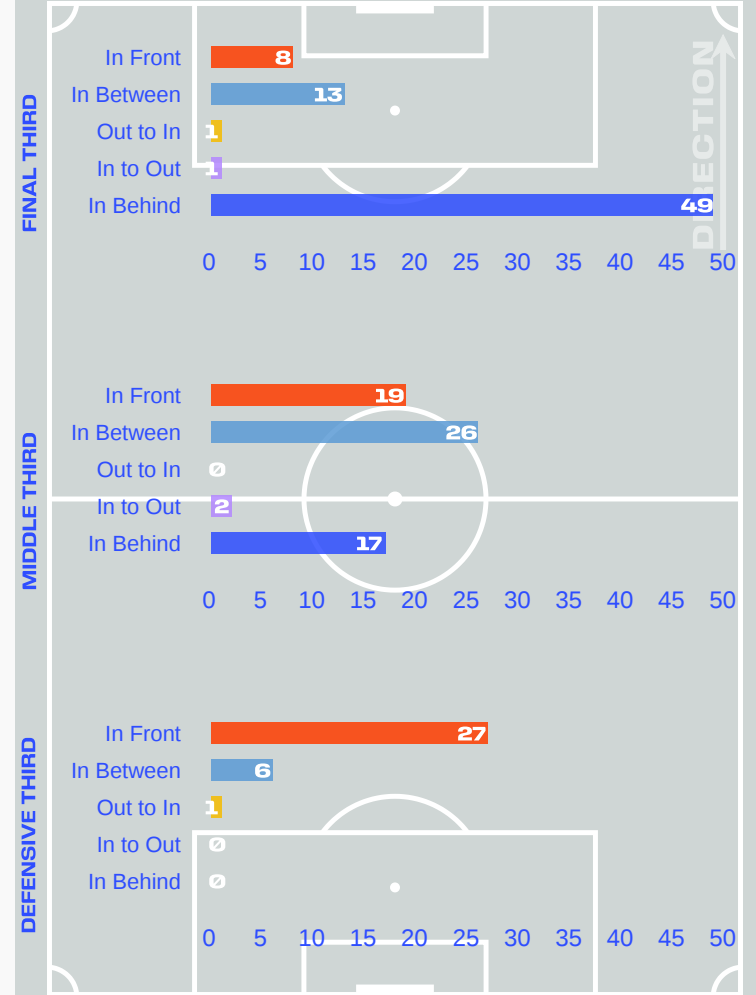


- In Front
- In Between
- Out to In
- In to Out
- In Behind

Top Ranked Players

| Type | Player | Movements |
|------------|---------------------|-----------|
| In Front | 21 Timothy CASTAGNE | 14 |
| In Between | 8 Youri TIELEMANS | 12 |
| Out to In | 5 Maxim DE CUYPER | 1 |
| In to Out | 8 Youri TIELEMANS | 1 |
| In Behind | 10 Leandro TROSSARD | 19 |

Movement Types Pitch Third



OUT OF POSSESSION



USA v Belgium



Defensive Actions

41

Forced Turnovers

42

Possession Regained

5

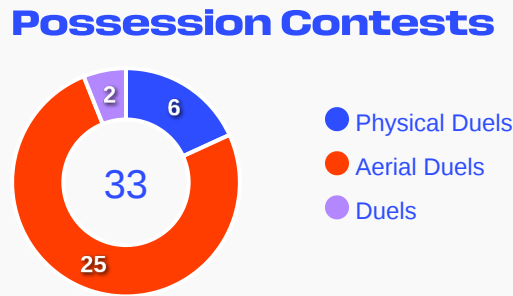
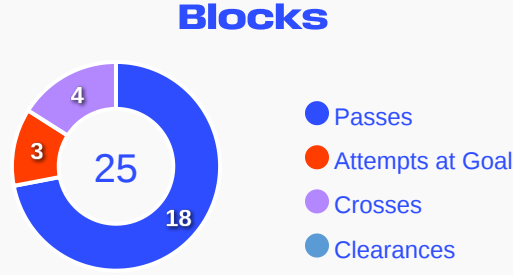
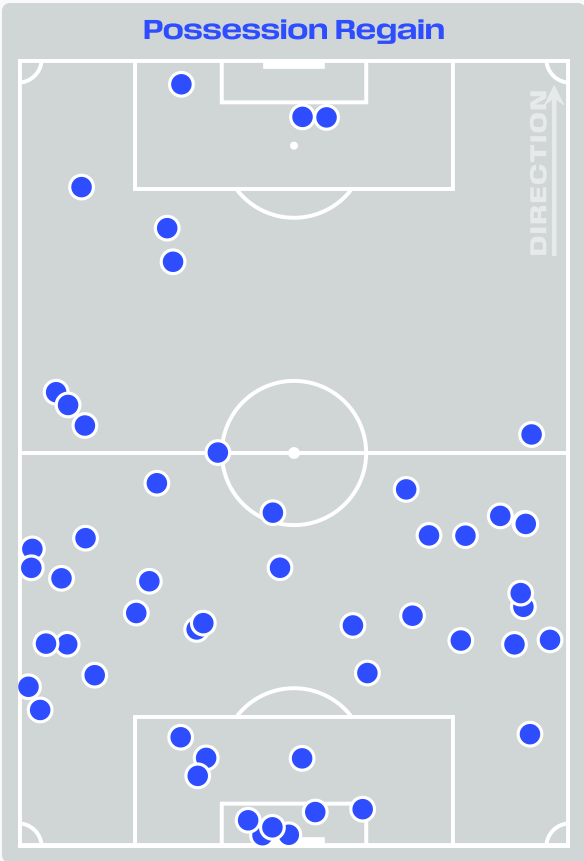
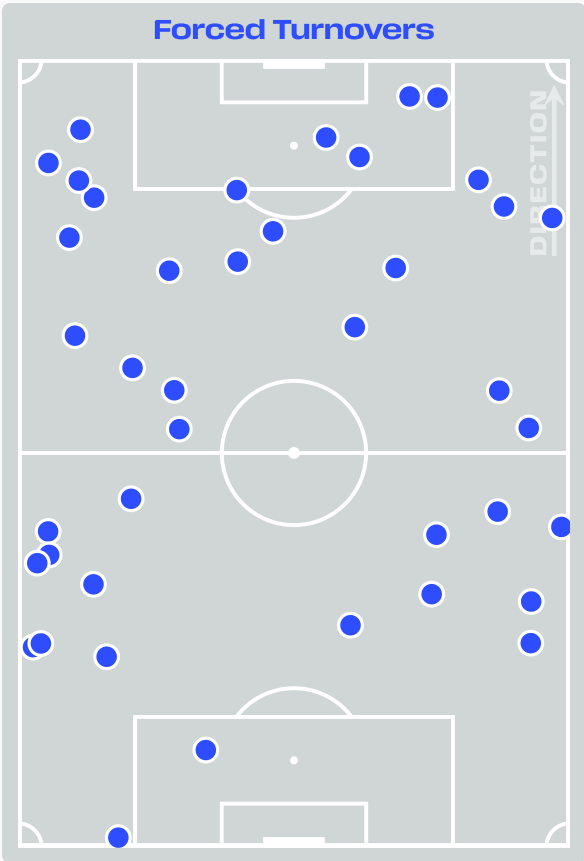
Interceptions

37

Tackles

4.49

Possession Actions / Defensive Action



Most Possession Regains

7

Matt FREESE
GOALKEEPER

| # | Player | Total Possession Regains |
|----|---------------------|--------------------------|
| 24 | Matt FREESE | 7 |
| 2 | Sergino DEST | 0 |
| 3 | Chris RICHARDS | 3 |
| 4 | Tyler ADAMS | 2 |
| 5 | Antonee ROBINSON | 7 |
| 8 | Weston McKENNIE | 1 |
| 10 | Christian PULISIC | 1 |
| 13 | Tim REAM | 5 |
| 16 | Alex FREEMAN | 7 |
| 17 | Malik TILLMAN | 5 |
| 20 | Folarin BALOGUN | 1 |
| 7 | Giovanni REYNA | 1 |
| 9 | Ricardo PEPI | 1 |
| 14 | Sebastian BERHALTER | 1 |
| 18 | Max ARFSTEN | 0 |
| 19 | Haji WRIGHT | 0 |

Defensive Actions

48

Forced Turnovers

43

Possession Regained

7

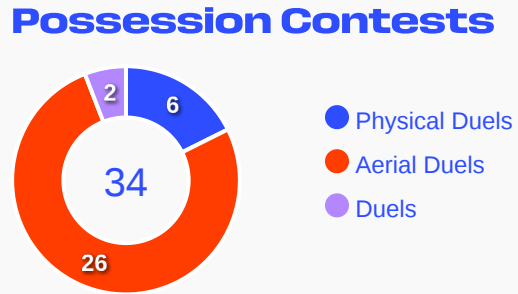
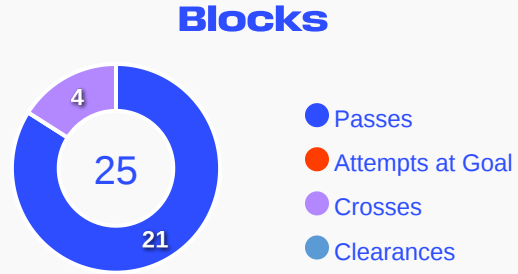
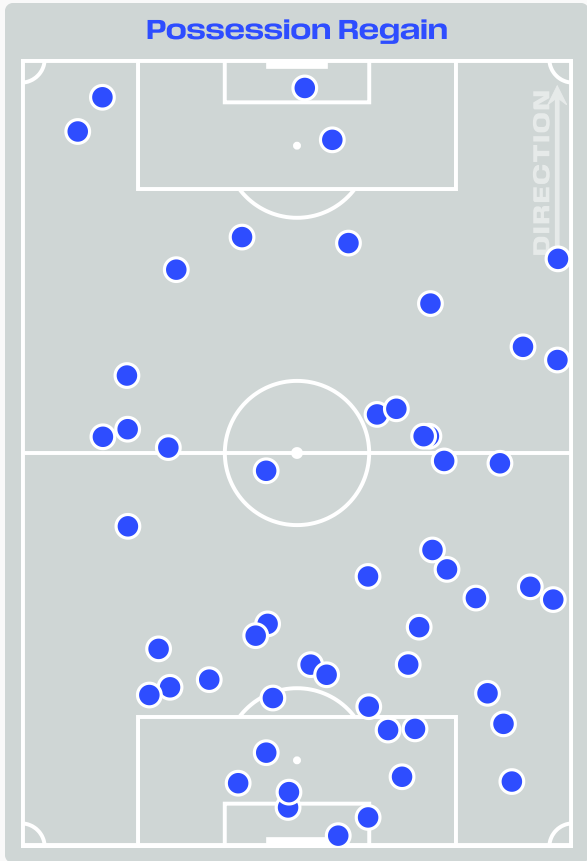
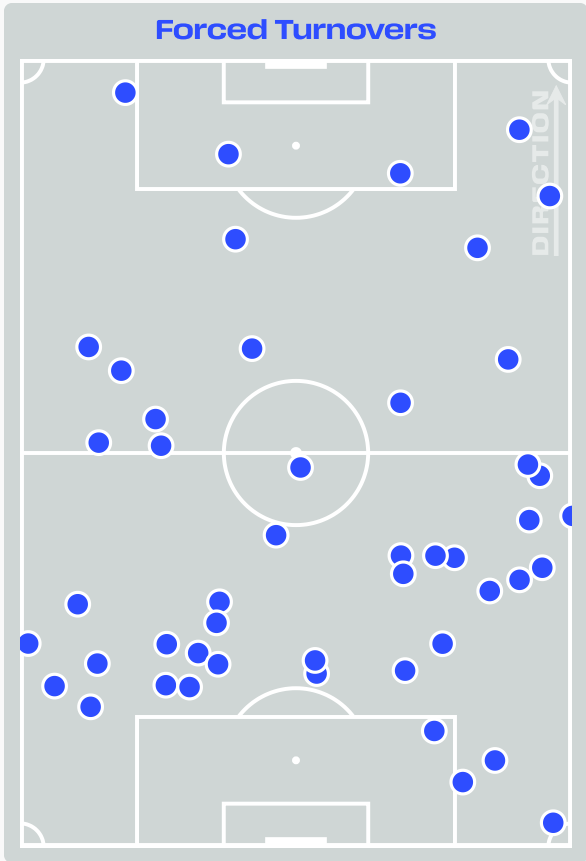
Interceptions

34

Tackles

4.07

Possession Actions / Defensive Action



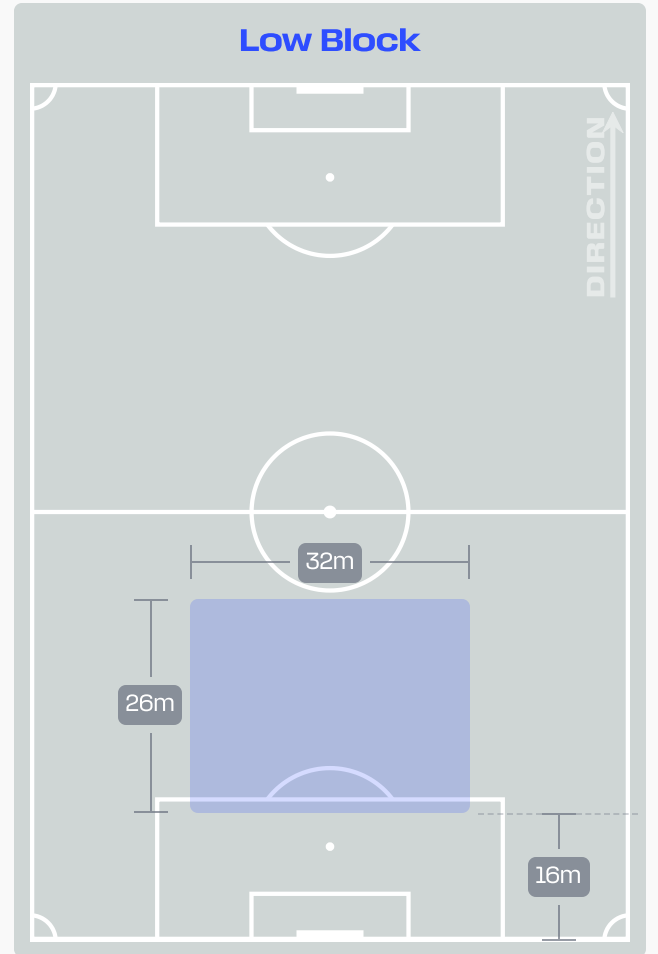
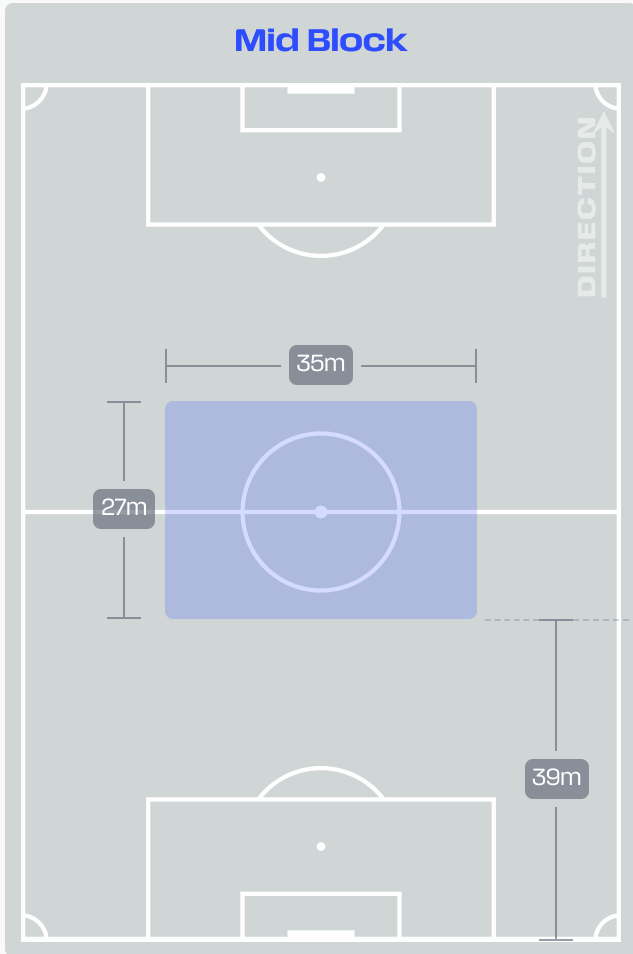
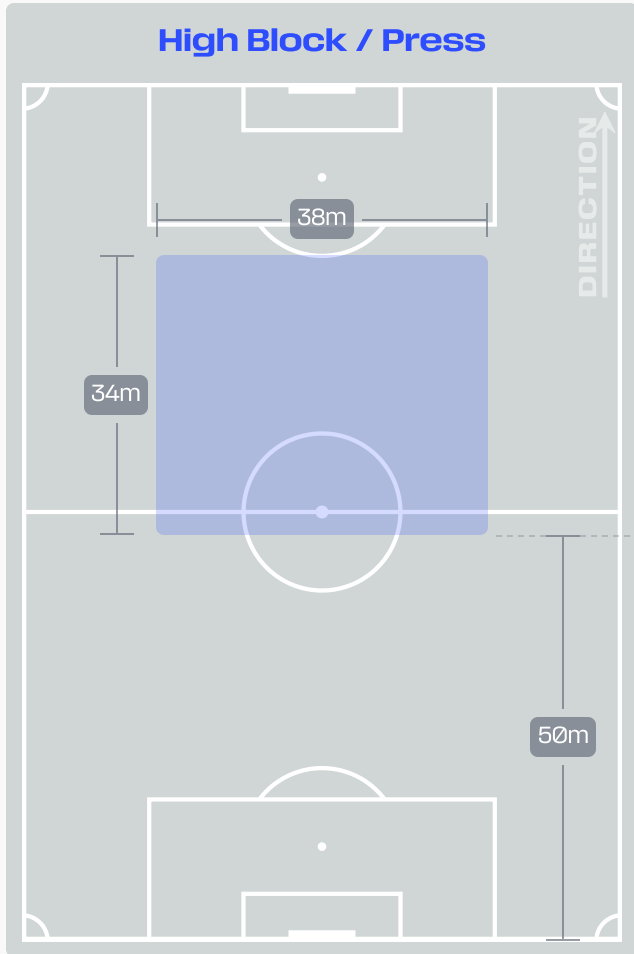
Most Possession Regains

7

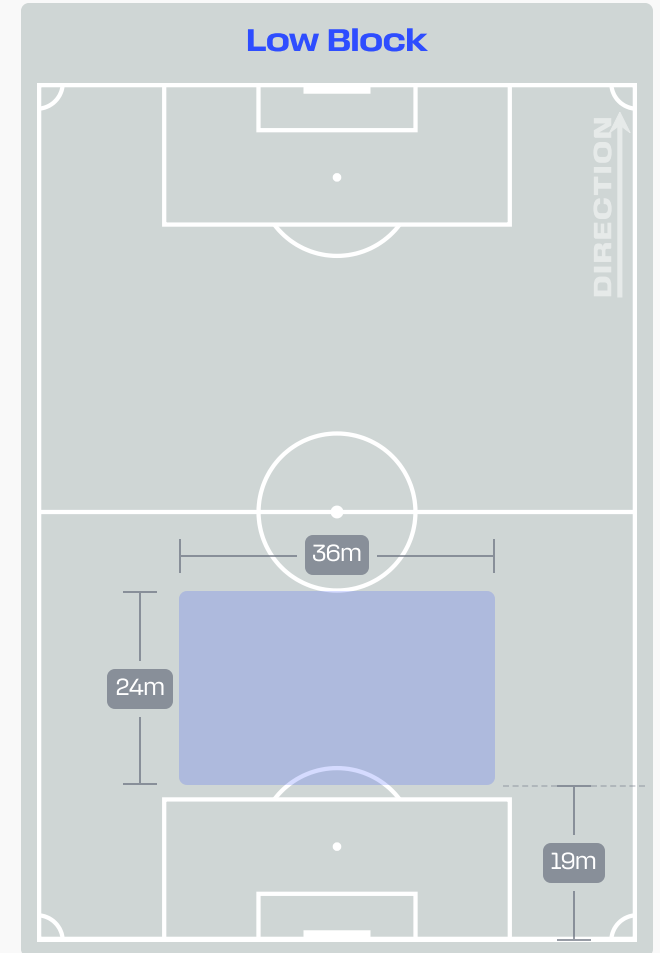
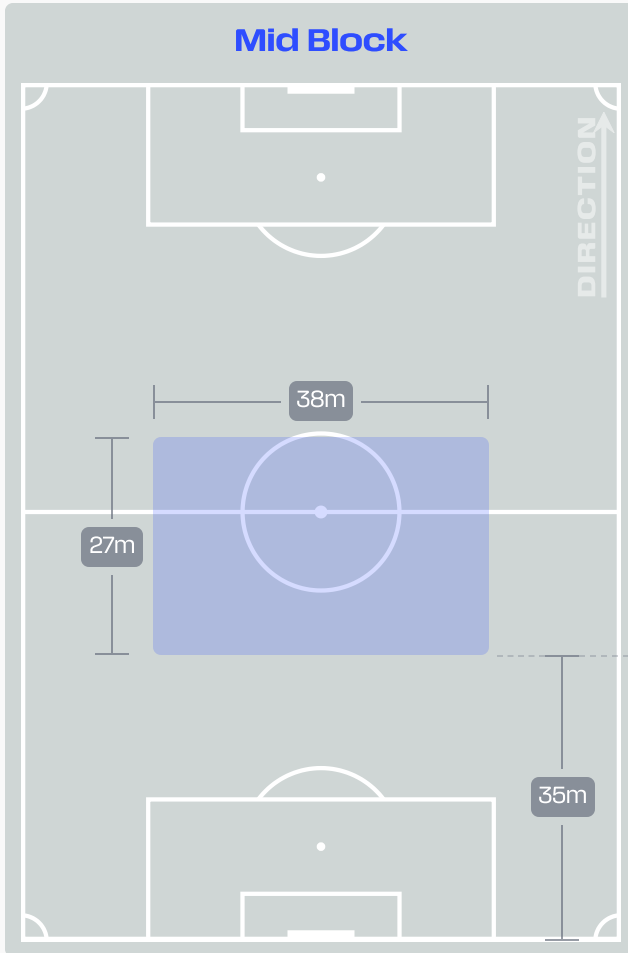
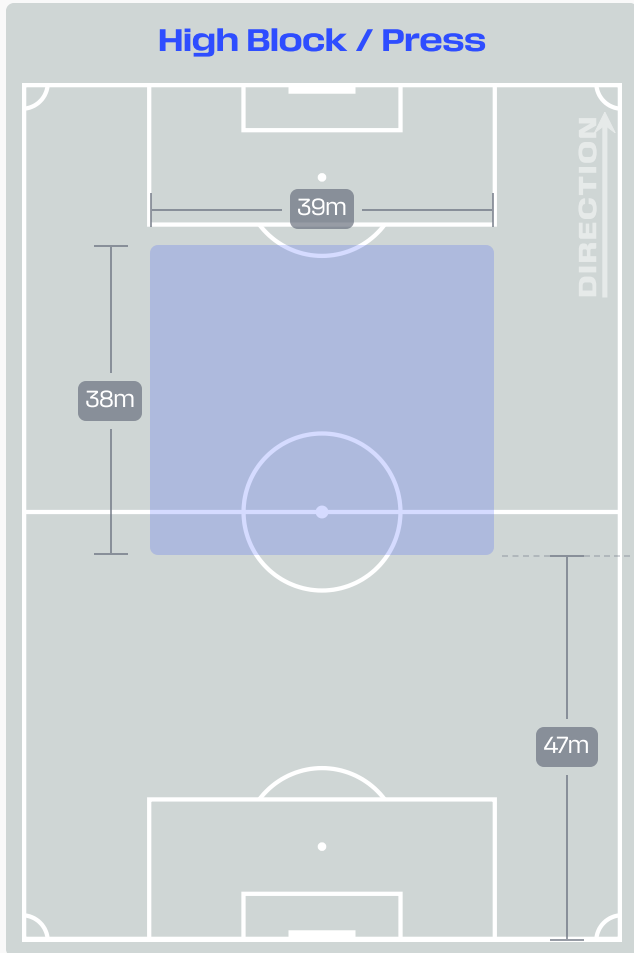
Maxim DE CUYPER
LEFT BACK

| # | Player | Total Possession Regains |
|----|----------------------|--------------------------|
| 1 | Thibaut COURTOIS | 6 |
| 4 | Brandon MECHELE | 0 |
| 5 | Maxim DE CUYPER | 7 |
| 8 | Youri TIELEMANS | 7 |
| 10 | Leandro TROSSARD | 5 |
| 14 | Dodi LUKEBAKIO | 1 |
| 17 | Charles DE KETELAERE | 2 |
| 21 | Timothy CASTAGNE | 4 |
| 23 | Nicolas RASKIN | 3 |
| 24 | Amadou ONANA | 2 |
| 25 | Nathan NGOY | 3 |
| 6 | Axel WITSEL | 0 |
| 9 | Romelu LUKAKU | 0 |
| 11 | Jeremy DOKU | 1 |
| 20 | Hans VANAKEN | 2 |
| 22 | Alexis SAELEMAEKERS | 0 |

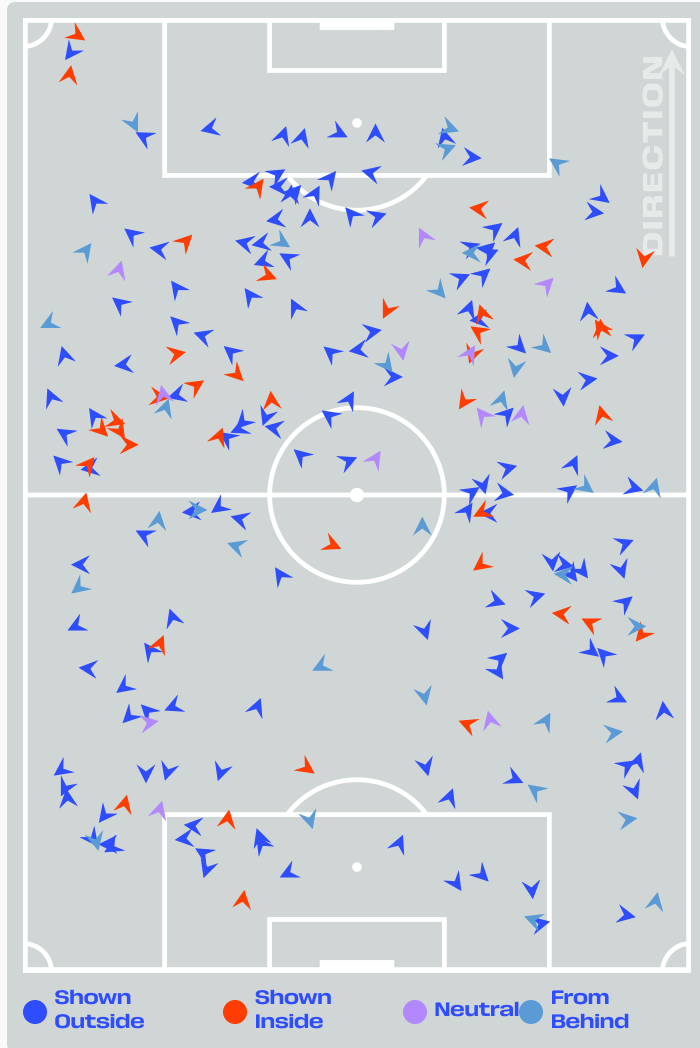
Defensive Line Height & Team Length



Defensive Line Height & Team Length



Defensive Pressure



| | | |
|--------|----------------------------|--------|
| 232 | Total Pressures | 295 |
| 39 | Direct Pressures | 57 |
| 1.59s | Avg Pressure Duration | 1.55s |
| 41 | Forced Turnovers | 48 |
| 13.19s | Ball Recovery Time | 16.96s |
| 93 | Pushing on into Pressing | 143 |
| 198 | Pushing on | 276 |
| 41 | Pressing Direction Inside | 43 |
| 146 | Pressing Direction Outside | 166 |

Most Direct Pressures

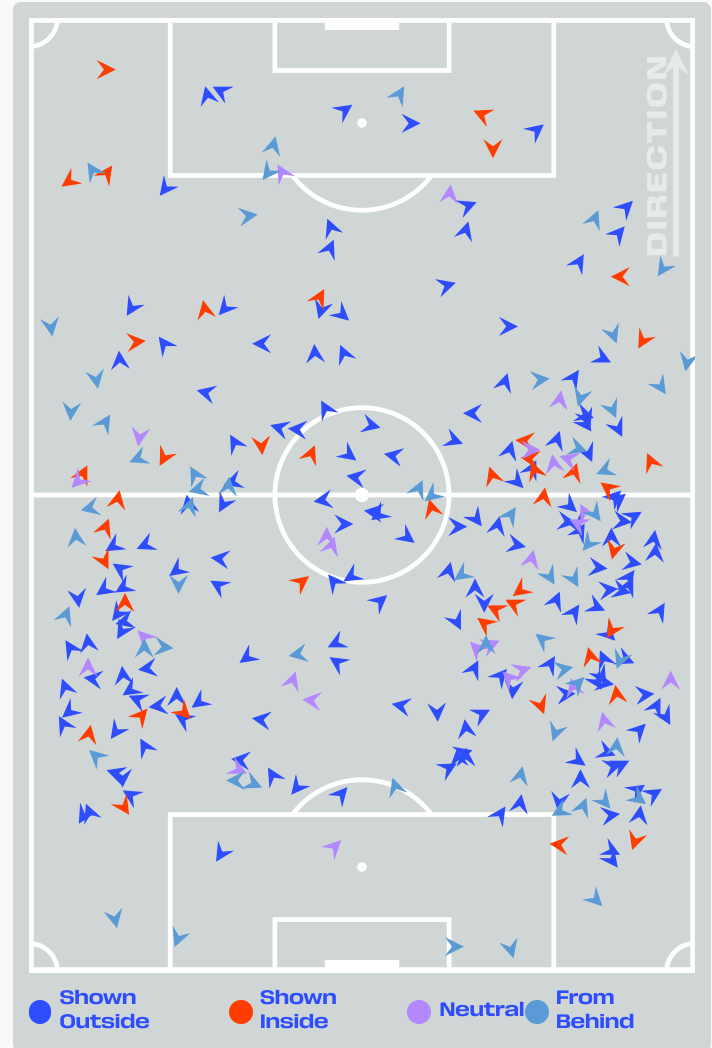
8

Antonee ROBINSON
LEFT MIDFIELD

Most Direct Pressures

10

Youri TIELEMANS
ATTACKING MIDFIELD



GOALKEEPING



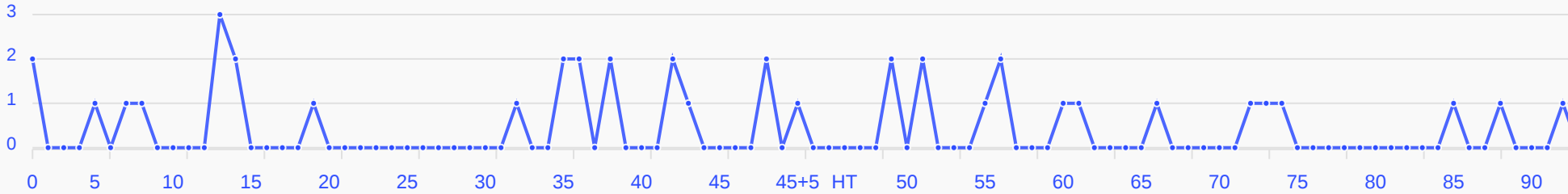
USA v Belgium

Goalkeeping Involvement



USA

USA GK Involvement Timeline



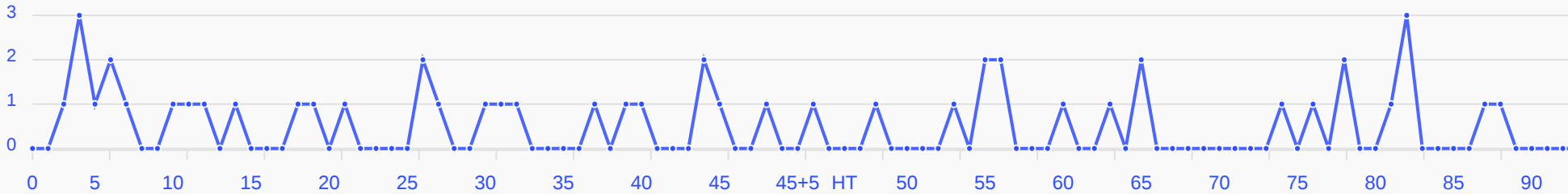
43

Total Involvements



Belgium

Belgium GK Involvement Timeline


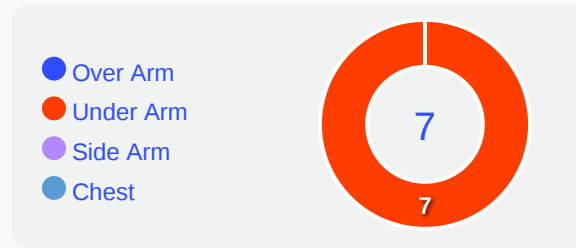
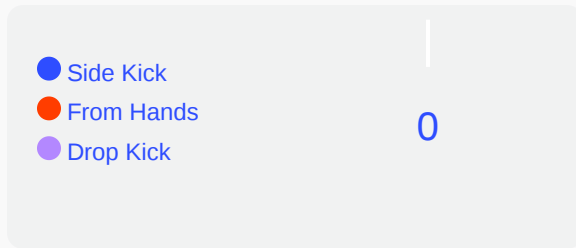
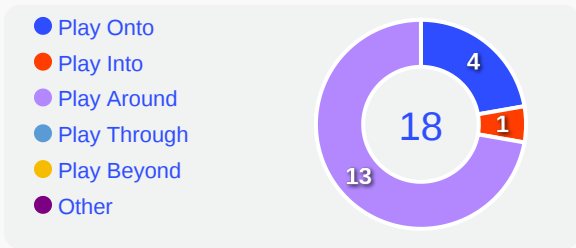
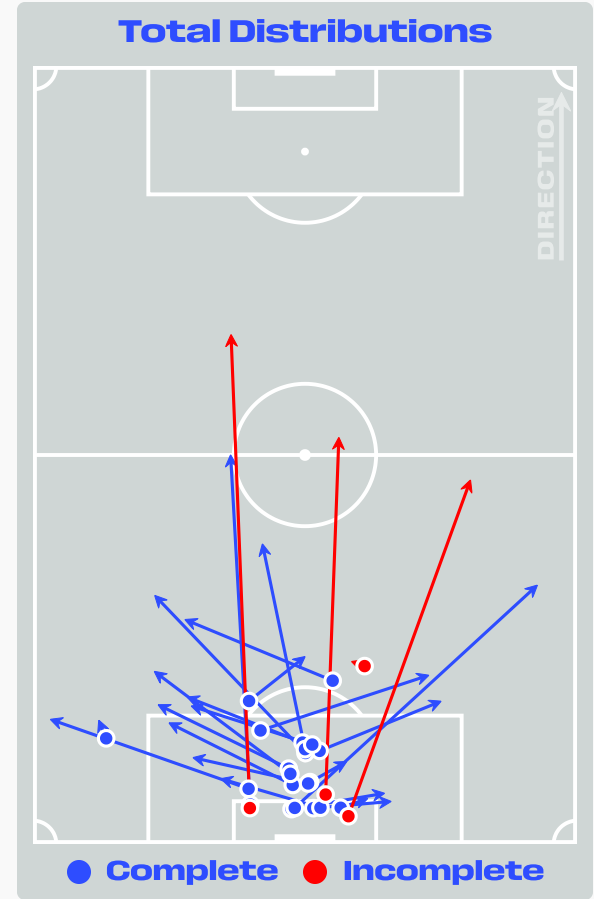
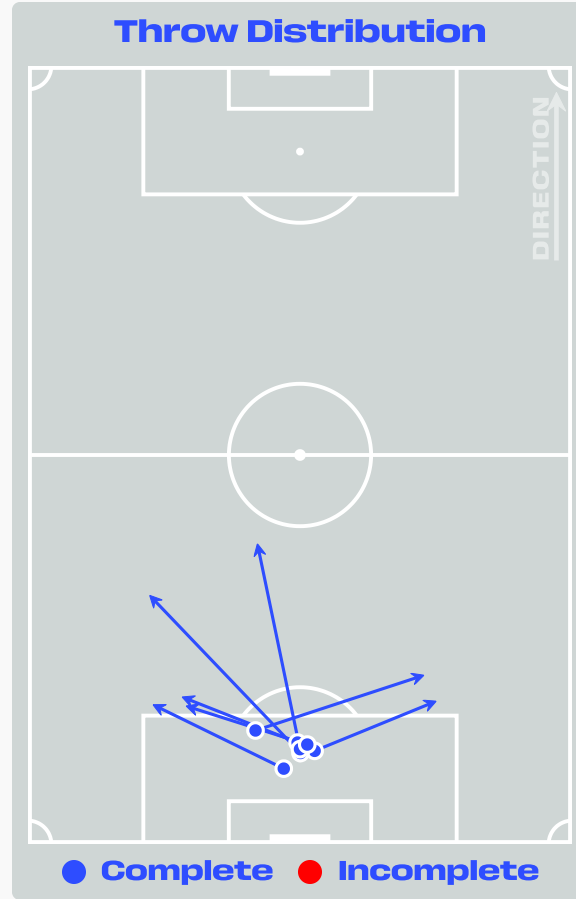
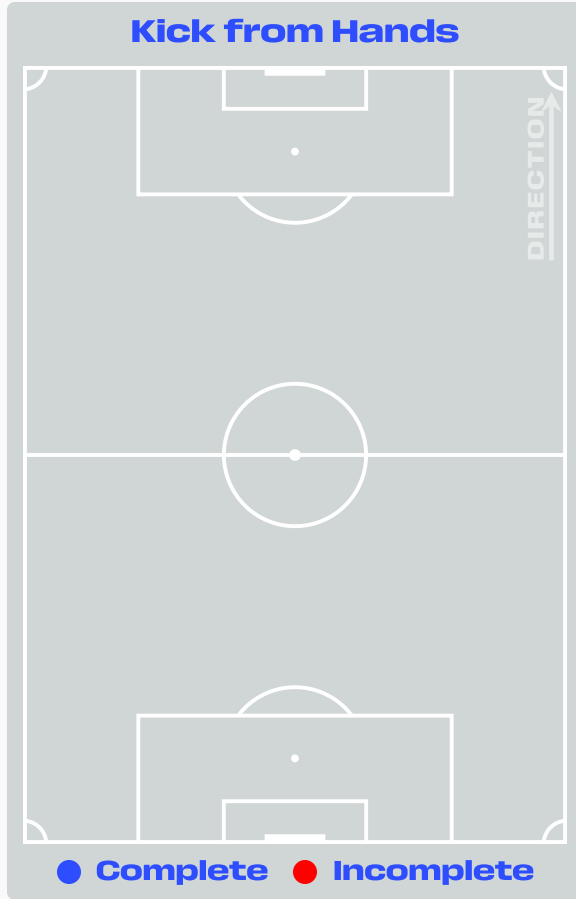
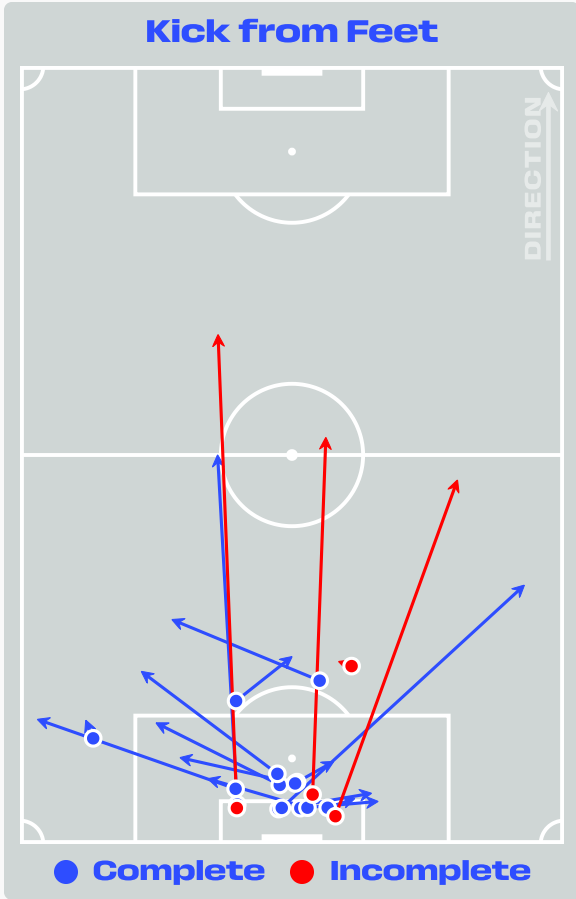


50


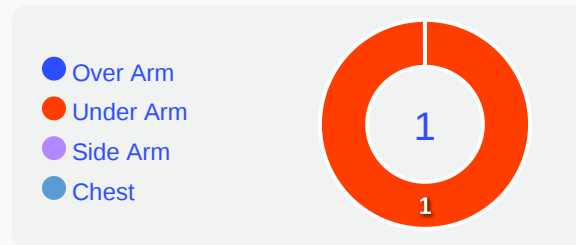

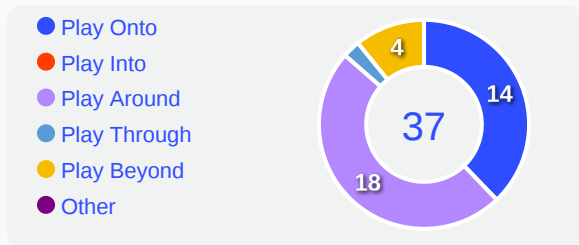
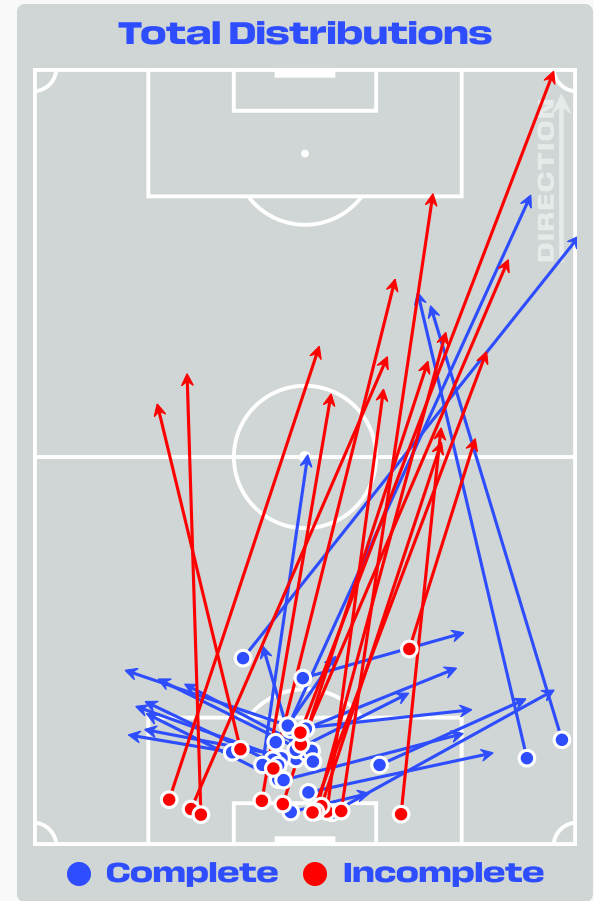
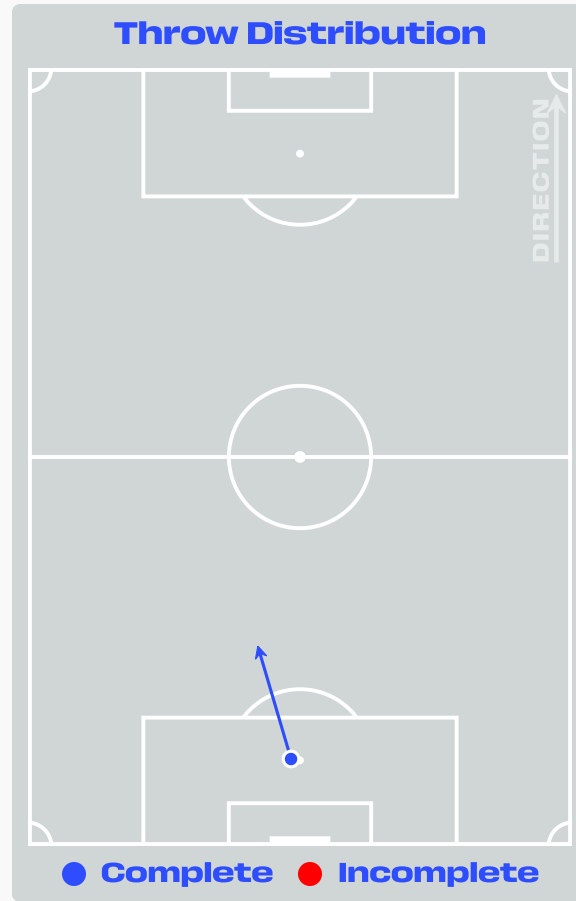
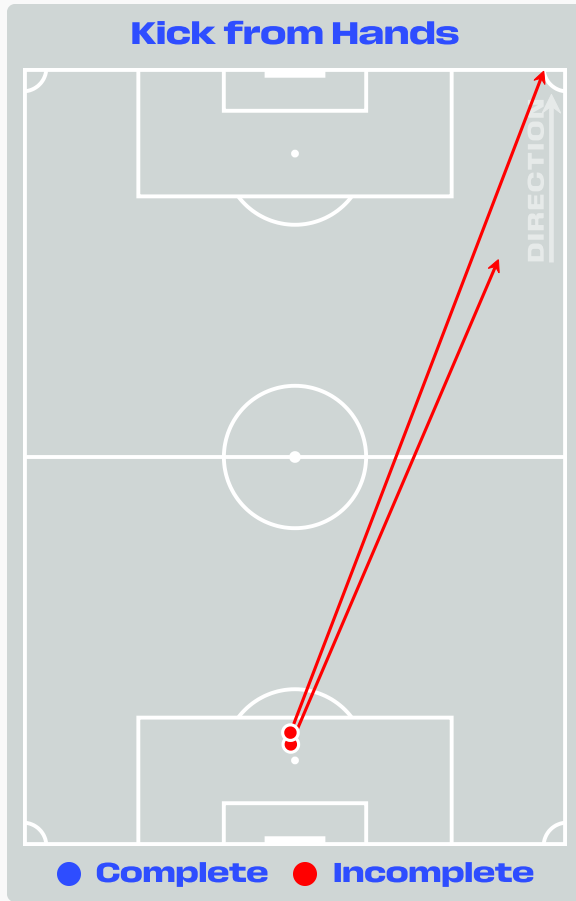
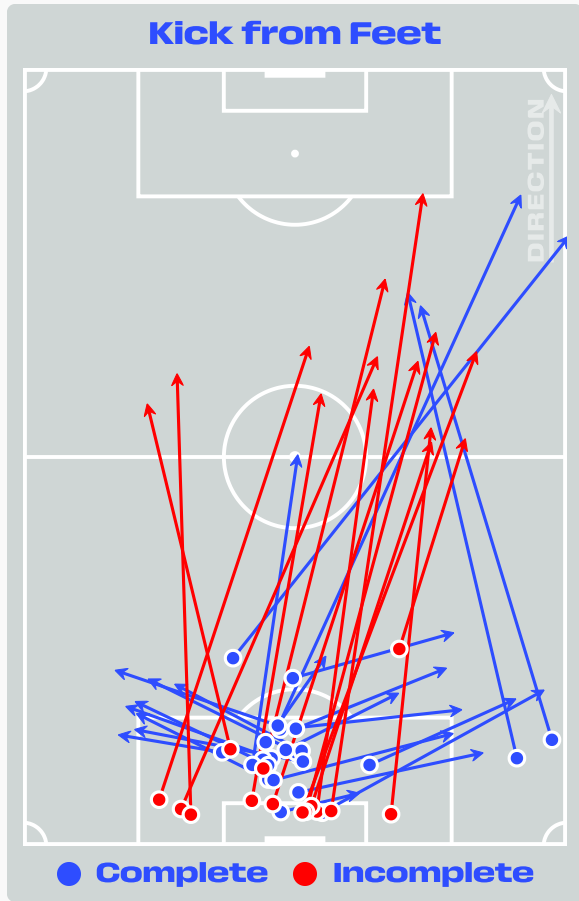
Total Involvements



Goalkeeping Distribution

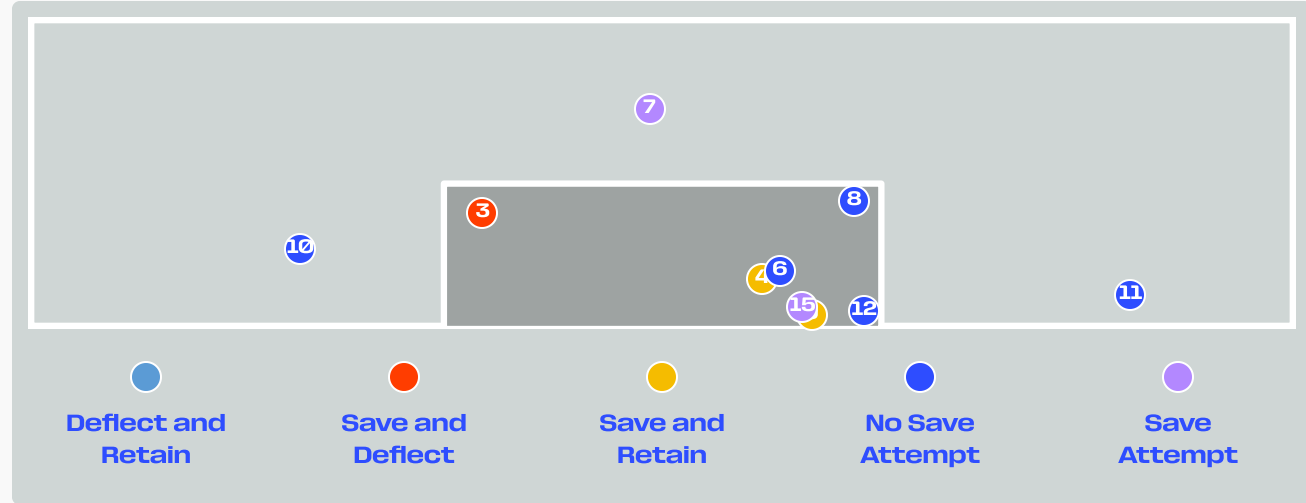
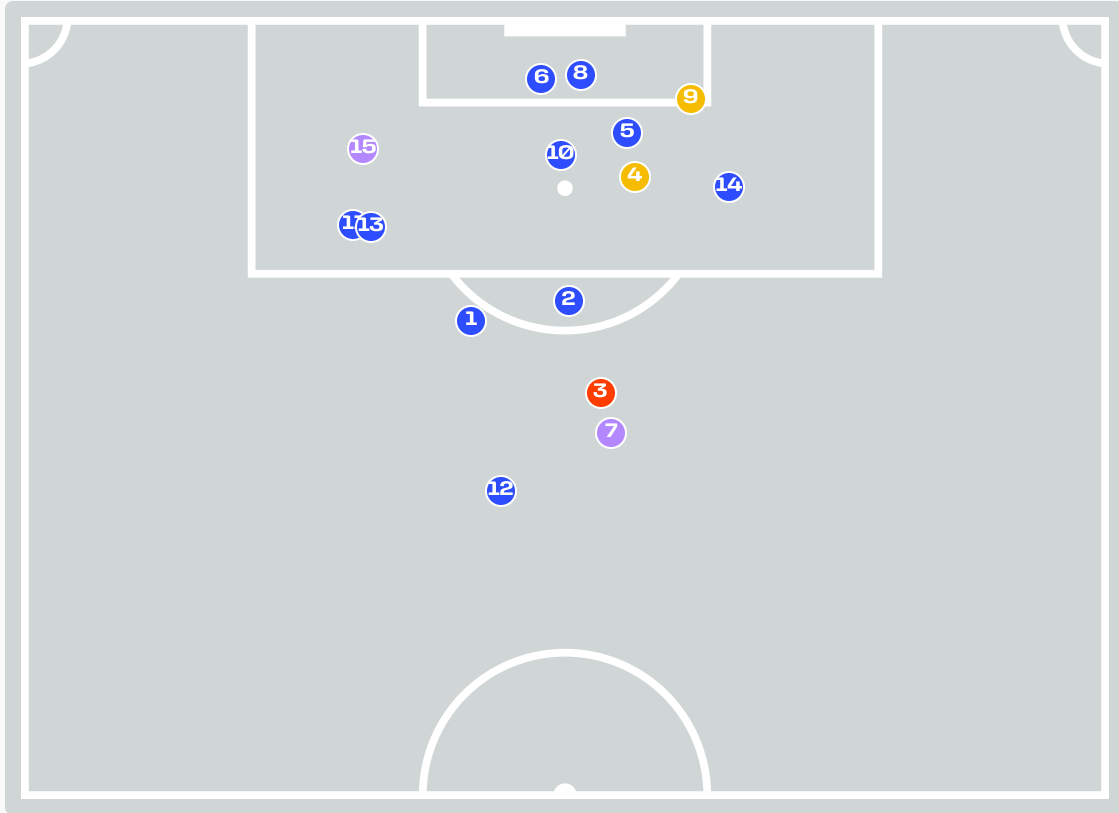


Goalkeeping Distribution



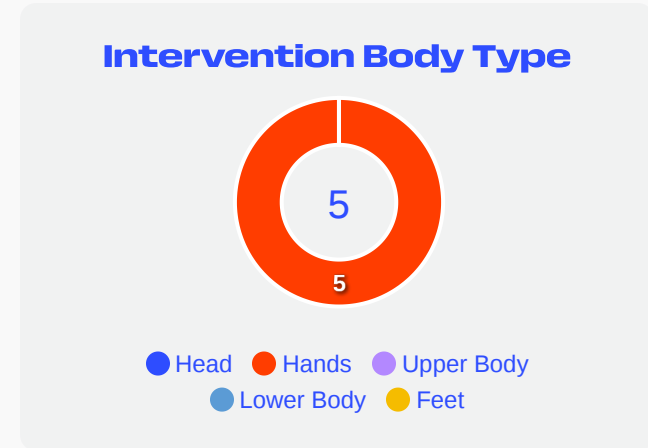
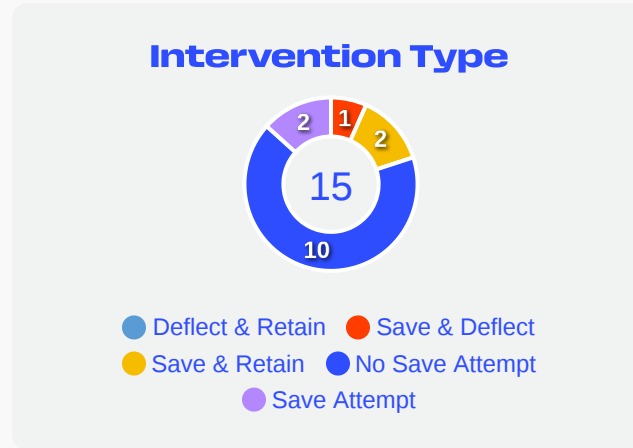


Goal Prevention



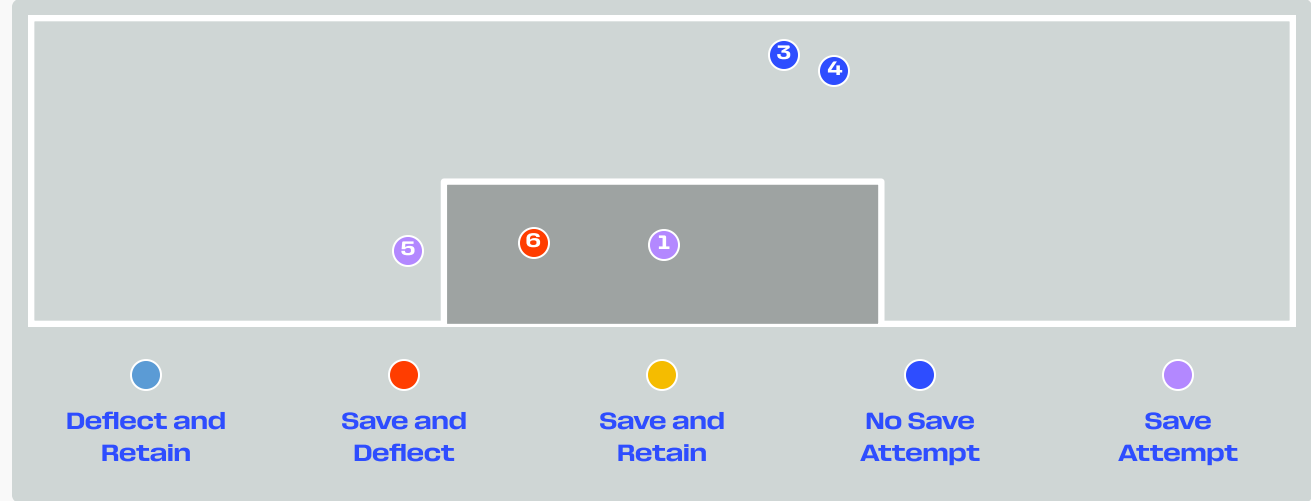
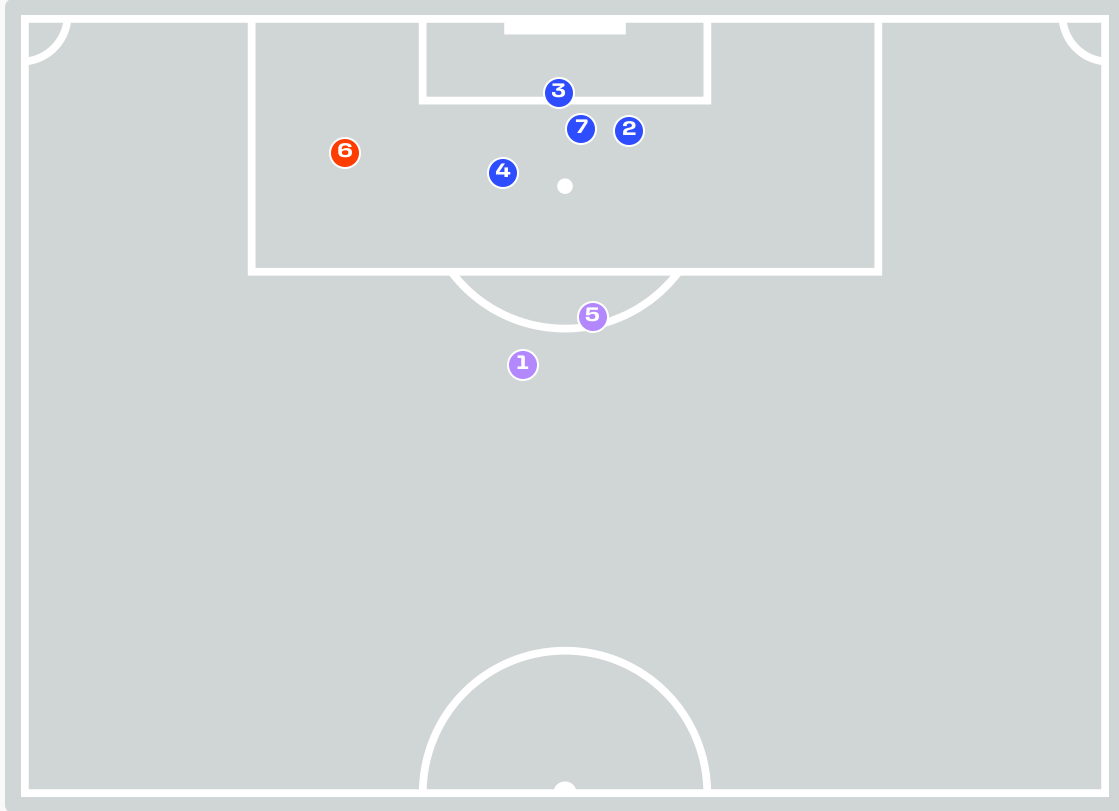
15
Total Attempts on Goal Faced

43
Save %



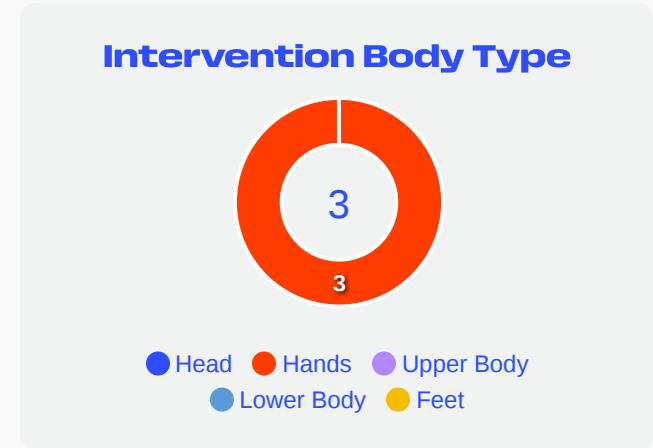
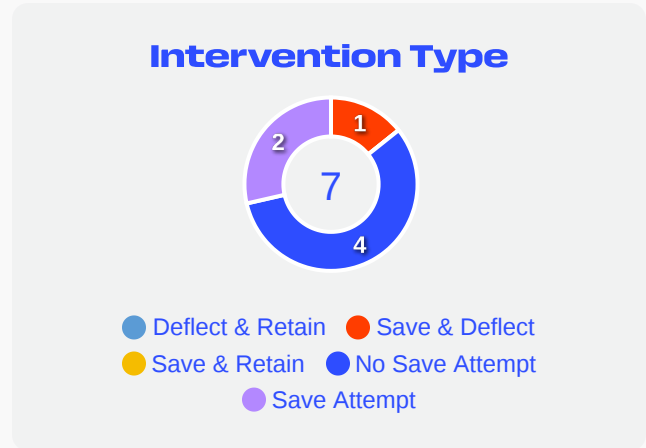
| Total Attempts on Goal Faced | Total Goal Interventions | Save & Retain | Deflect & Retain | Save & Deflect | Save Attempt | No Save Attempt |
|------------------------------|--------------------------|---------------|------------------|----------------|--------------|-----------------|
| 15 | 3 | 2 | 0 | 1 | 2 | 10 |

Goal Prevention



7
Total Attempts on Goal Faced

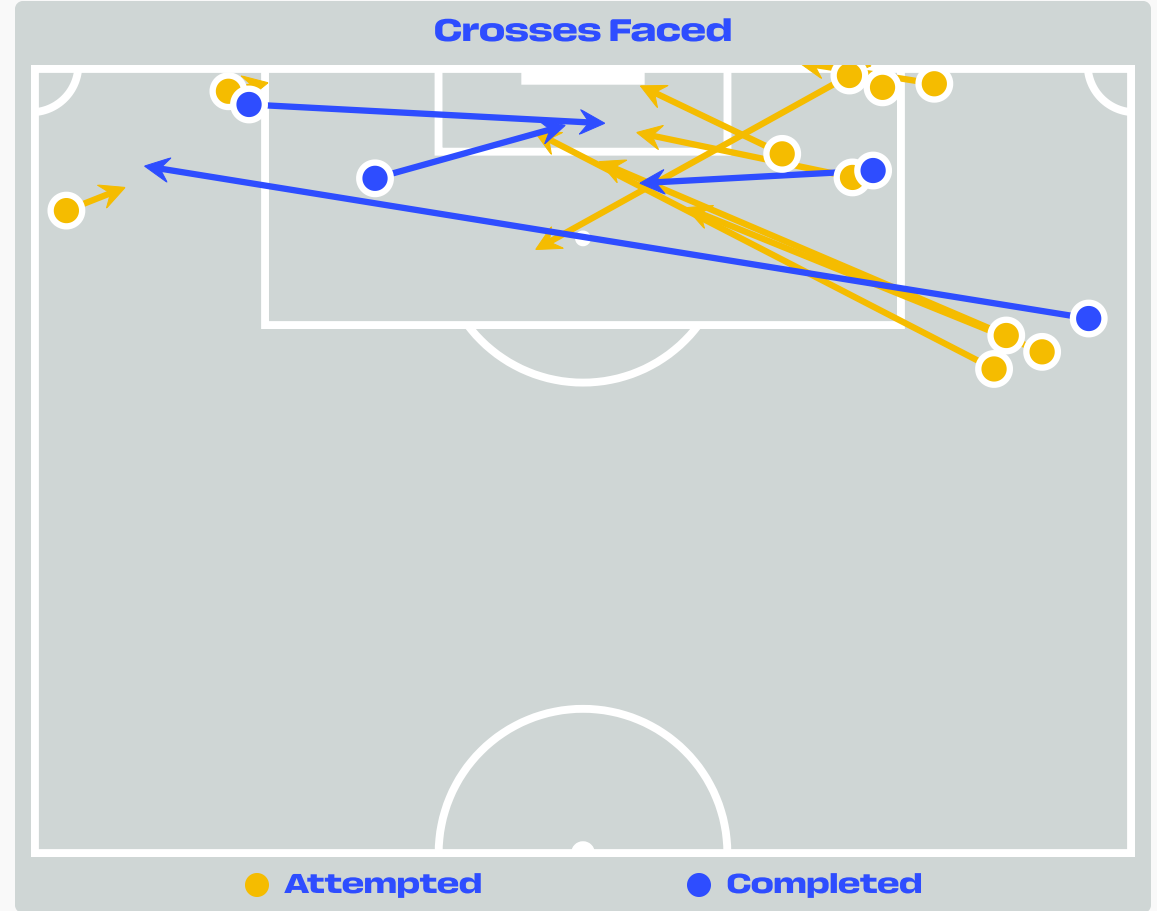

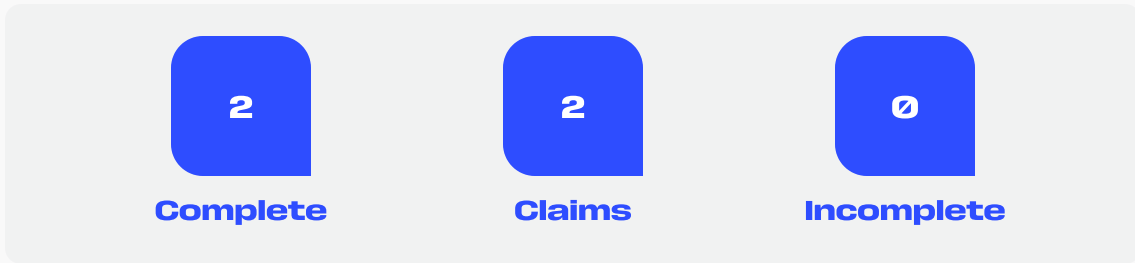
50
Save %



| Total Attempts on Goal Faced | Total Goal Interventions | Save & Retain | Deflect & Retain | Save & Deflect | Save Attempt | No Save Attempt |
|------------------------------|--------------------------|---------------|------------------|----------------|--------------|-----------------|
| 7 | 1 | 0 | 0 | 1 | 2 | 4 |



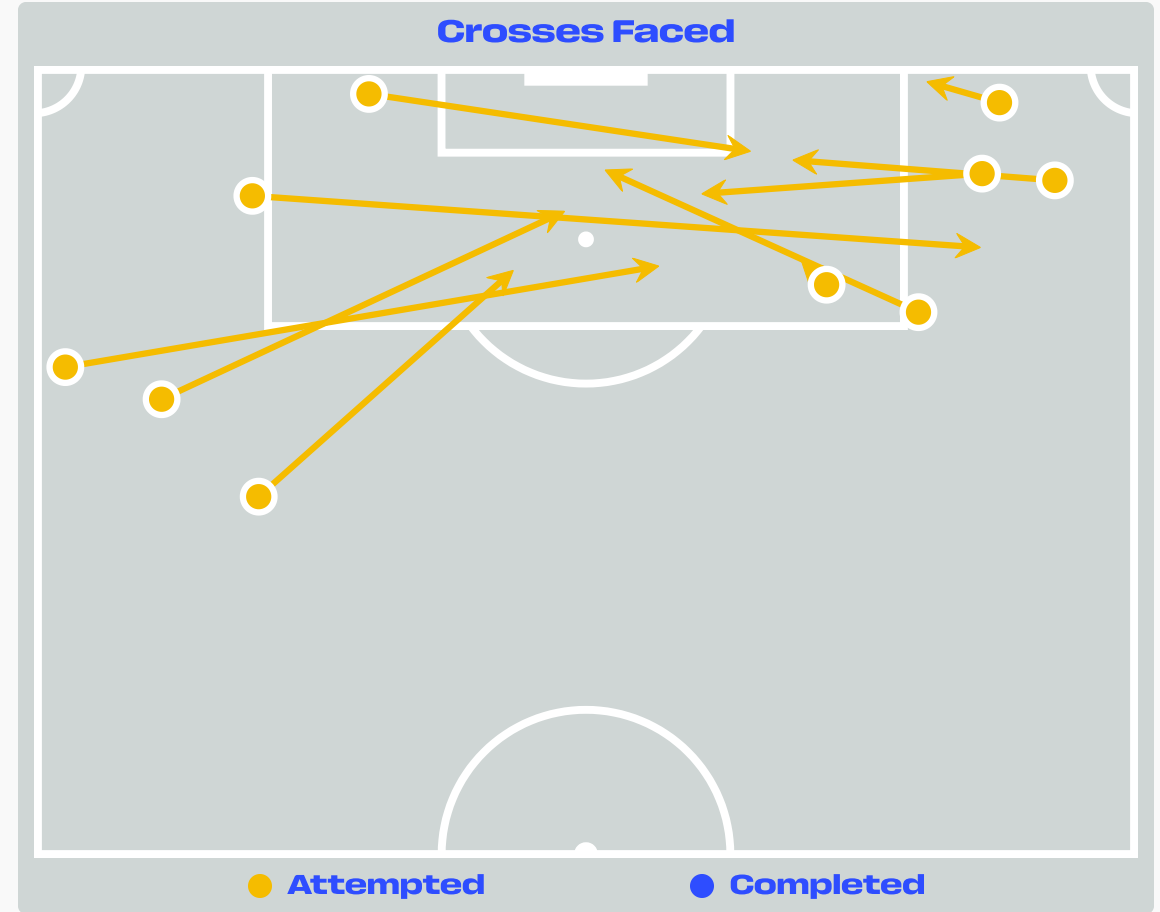


Aerial Control



Delivery Types Faced

| Total | In Swing | Out Swing | Driven | Lofted | Cutback | Push |
|-------|----------|-----------|--------|--------|---------|------|
| 19 | 2 | 9 | 1 | 3 | 1 | 3 |

Aerial Control



Delivery Types Faced

| Total | In Swing | Out Swing | Driven | Lofted | Cutback | Push |
|-------|----------|-----------|--------|--------|---------|------|
| 13 | 0 | 11 | 0 | 1 | 0 | 1 |

SET PLAYS



USA v Belgium



Set Plays

38
Total Set Plays

10
Total Free Kicks

0
Total Penalties

3
Total Corners

25
Total Throw Ins

| Free Kicks | |
|---------------------|-------|
| Type | Total |
| Direct | 9 |
| Direct (on target) | 1 |
| Direct (off target) | 0 |
| Indirect | 1 |

| Corners | | | |
|----------------------|----------------|-----------------|-------|
| Delivery Type | From Left Side | From Right Side | Total |
| Direct to Area | 0 | 3 | 3 |
| Short | 0 | 0 | 0 |
| Edge of Penalty Area | 0 | 0 | 0 |

| Corners | |
|----------------|-------|
| Delivery Style | Total |
| Inswing | 0 |
| Outswing | 3 |
| Driven | 0 |
| Lofted | 0 |

Set Plays

34
Total Set Plays

11
Total Free Kicks

0
Total Penalties

5
Total Corners

18
Total Throw Ins

| Free Kicks | |
|---------------------|-------|
| Type | Total |
| Direct | 11 |
| Direct (on target) | 0 |
| Direct (off target) | 0 |
| Indirect | 0 |

| Corners | | | |
|----------------------|----------------|-----------------|-------|
| Delivery Type | From Left Side | From Right Side | Total |
| Direct to Area | 2 | 2 | 4 |
| Short | 1 | 0 | 1 |
| Edge of Penalty Area | 0 | 0 | 0 |

| Corners | |
|----------------|-------|
| Delivery Style | Total |
| Inswing | 0 |
| Outswing | 4 |
| Driven | 0 |
| Lofted | 0 |

INDIVIDUAL DATA IN POSSESSION



USA v Belgium



In Possession - Distributions

| # | Player | Passes Attempted | Passes Completed | Pass Completion % | Switches of Play | Crosses Attempted | Crosses Completed | Line Breaks Attempted | Line Breaks Completed | Line Break Completion % | Ball Progressions | Take Ons | Step Ins | Attempts at Goal | Goals |
|----|---------------------|------------------|------------------|-------------------|------------------|-------------------|-------------------|-----------------------|-----------------------|-------------------------|-------------------|----------|----------|------------------|-------|
| 24 | Matt FREESE | 25 | 21 | 84% | 0 | 0 | 0 | 7 | 4 | 57% | 0 | 0 | 0 | 0 | 0 |
| 2 | Sergino DEST | 14 | 11 | 79% | 0 | 0 | 0 | 4 | 2 | 50% | 4 | 4 | 0 | 0 | 0 |
| 3 | Chris RICHARDS | 74 | 67 | 91% | 1 | 0 | 0 | 16 | 14 | 88% | 1 | 0 | 1 | 0 | 0 |
| 4 | Tyler ADAMS | 62 | 60 | 97% | 1 | 0 | 0 | 17 | 15 | 88% | 1 | 0 | 1 | 0 | 0 |
| 5 | Antonee ROBINSON | 57 | 46 | 81% | 2 | 4 | 0 | 16 | 11 | 69% | 2 | 2 | 0 | 0 | 0 |
| 8 | Weston McKENNIE | 43 | 33 | 77% | 0 | 1 | 0 | 17 | 13 | 76% | 1 | 1 | 0 | 0 | 0 |
| 10 | Christian PULISIC | 21 | 16 | 76% | 0 | 1 | 0 | 7 | 5 | 71% | 5 | 4 | 1 | 0 | 0 |
| 13 | Tim REAM | 84 | 82 | 98% | 0 | 0 | 0 | 25 | 24 | 96% | 1 | 1 | 0 | 0 | 0 |
| 16 | Alex FREEMAN | 58 | 50 | 86% | 1 | 3 | 0 | 22 | 18 | 82% | 6 | 3 | 3 | 2 | 0 |
| 17 | Malik TILLMAN | 39 | 32 | 82% | 0 | 0 | 0 | 6 | 4 | 67% | 6 | 6 | 0 | 1 | 1 |
| 20 | Folarin BALOGUN | 10 | 7 | 70% | 0 | 2 | 0 | 2 | 1 | 50% | 1 | 1 | 0 | 3 | 0 |
| 7 | Giovanni REYNA | 29 | 25 | 86% | 0 | 0 | 0 | 7 | 6 | 86% | 0 | 0 | 0 | 0 | 0 |
| 9 | Ricardo PEPI | 4 | 3 | 75% | 0 | 0 | 0 | 0 | 0 | 0% | 0 | 0 | 0 | 0 | 0 |
| 14 | Sebastian BERHALTER | 32 | 29 | 91% | 1 | 2 | 2 | 11 | 9 | 82% | 0 | 0 | 0 | 1 | 0 |
| 18 | Max ARFSTEN | 0 | 0 | 0% | 0 | 0 | 0 | 0 | 0 | 0% | 0 | 0 | 0 | 0 | 0 |
| 19 | Haji WRIGHT | 1 | 1 | 100% | 0 | 0 | 0 | 0 | 0 | 0% | 0 | 0 | 0 | 0 | 0 |

In Possession - Distributions



| # | Player | Passes Attempted | Passes Completed | Pass Completion % | Switches of Play | Crosses Attempted | Crosses Completed | Line Breaks Attempted | Line Breaks Completed | Line Break Completion % | Ball Progressions | Take Ons | Step Ins | Attempts at Goal | Goals |
|----|----------------------|------------------|------------------|-------------------|------------------|-------------------|-------------------|-----------------------|-----------------------|-------------------------|-------------------|----------|----------|------------------|-------|
| 1 | Thibaut COURTOIS | 40 | 24 | 60% | 0 | 0 | 0 | 19 | 5 | 26% | 0 | 0 | 0 | 0 | 0 |
| 4 | Brandon MECHELE | 36 | 29 | 81% | 0 | 0 | 0 | 8 | 3 | 38% | 0 | 0 | 0 | 0 | 0 |
| 5 | Maxim DE CUYPER | 51 | 38 | 75% | 2 | 3 | 2 | 21 | 12 | 57% | 0 | 0 | 0 | 0 | 0 |
| 8 | Youri TIELEMANS | 41 | 34 | 83% | 3 | 2 | 1 | 12 | 8 | 67% | 0 | 0 | 0 | 2 | 0 |
| 10 | Leandro TROSSARD | 22 | 17 | 77% | 1 | 3 | 1 | 4 | 3 | 75% | 2 | 1 | 1 | 4 | 0 |
| 14 | Dodi LUKEBAKIO | 17 | 16 | 94% | 1 | 4 | 0 | 8 | 6 | 75% | 14 | 12 | 2 | 2 | 0 |
| 17 | Charles DE KETELAERE | 16 | 14 | 88% | 0 | 1 | 0 | 1 | 0 | 0% | 1 | 1 | 0 | 3 | 2 |
| 21 | Timothy CASTAGNE | 49 | 41 | 84% | 1 | 3 | 2 | 15 | 11 | 73% | 0 | 0 | 0 | 1 | 0 |
| 23 | Nicolas RASKIN | 44 | 36 | 82% | 0 | 3 | 1 | 16 | 12 | 75% | 1 | 0 | 1 | 1 | 0 |
| 24 | Amadou ONANA | 12 | 12 | 100% | 0 | 0 | 0 | 3 | 3 | 100% | 0 | 0 | 0 | 0 | 0 |
| 25 | Nathan NGOY | 35 | 27 | 77% | 1 | 0 | 0 | 9 | 5 | 56% | 2 | 0 | 2 | 0 | 0 |
| 6 | Axel WITSEL | 4 | 4 | 100% | 0 | 0 | 0 | 2 | 2 | 100% | 0 | 0 | 0 | 0 | 0 |
| 9 | Romelu LUKAKU | 3 | 2 | 67% | 0 | 0 | 0 | 0 | 0 | 0% | 0 | 0 | 0 | 1 | 1 |
| 11 | Jeremy DOKU | 11 | 8 | 73% | 0 | 0 | 0 | 2 | 2 | 100% | 4 | 4 | 0 | 0 | 0 |
| 20 | Hans VANAKEN | 40 | 36 | 90% | 1 | 0 | 0 | 9 | 6 | 67% | 1 | 0 | 1 | 1 | 1 |
| 22 | Alexis SAELEMAEKERS | 2 | 2 | 100% | 0 | 0 | 0 | 1 | 1 | 100% | 1 | 1 | 0 | 0 | 0 |

In Possession - Offers & Receptions

| | | | Offer movement types | | | | | | |
|----|----------------------|--------------|----------------------|------------|-----------|-----------|-----------|-------------|-----------------|
| # | Player | Total Offers | In Front | In Between | Out to In | In to Out | In Behind | No Movement | Offers Received |
| 1 | Thibaut COURTOIS | 9 | 0 | 0 | 0 | 0 | 0 | 9 | 8 |
| 4 | Brandon MECHELE | 16 | 6 | 0 | 0 | 0 | 0 | 10 | 6 |
| 5 | Maxim DE CUYPER | 10 | 0 | 4 | 1 | 0 | 3 | 2 | 1 |
| 8 | Youri TIELEMANS | 29 | 9 | 12 | 1 | 1 | 4 | 2 | 7 |
| 10 | Leandro TROSSARD | 38 | 6 | 2 | 0 | 1 | 19 | 10 | 10 |
| 14 | Dodi LUKEBAKIO | 14 | 1 | 1 | 0 | 0 | 7 | 5 | 5 |
| 17 | Charles DE KETELAERE | 20 | 0 | 6 | 0 | 0 | 13 | 1 | 5 |
| 21 | Timothy CASTAGNE | 30 | 14 | 2 | 0 | 0 | 6 | 8 | 17 |
| 23 | Nicolas RASKIN | 20 | 10 | 3 | 0 | 0 | 2 | 5 | 13 |
| 24 | Amadou ONANA | 5 | 4 | 0 | 0 | 0 | 0 | 1 | 4 |
| 25 | Nathan NGOY | 14 | 2 | 0 | 0 | 0 | 0 | 12 | 7 |
| 6 | Axel WITSEL | 0 | 0 | 0 | 0 | 0 | 0 | 0 | 0 |
| 9 | Romelu LUKAKU | 9 | 0 | 4 | 0 | 0 | 5 | 0 | 2 |
| 11 | Jeremy DOKU | 6 | 0 | 1 | 0 | 1 | 2 | 2 | 4 |
| 20 | Hans VANAKEN | 14 | 2 | 8 | 0 | 0 | 3 | 1 | 2 |
| 22 | Alexis SAELEMAEKERS | 5 | 0 | 2 | 0 | 0 | 2 | 1 | 0 |

INDIVIDUAL DATA OUT OF POSSESSION



USA v Belgium

Out of Possession



| # | Player | Tackles Made / Won | Blocks | Interceptions | Pressing Direct | Pressing Indirect | Duels Won - Aerial | Duels Won - Physical | Possession Contests won | Clearances | Loose Ball Receptions | Pushing On | Pushing On into Pressing | Possession Regains | Possession Interrupted |
|----|----------------------|--------------------|--------|---------------|-----------------|-------------------|--------------------|----------------------|-------------------------|------------|-----------------------|------------|--------------------------|--------------------|------------------------|
| 1 | Thibaut COURTOIS | 0 / 0 | 0 | 0 | 0 | 0 | 0 | 0 | 0 | 0 | 4 | 0 | 0 | 6 | 0 |
| 4 | Brandon MECHELE | 2 / 0 | 1 | 0 | 7 | 2 | 0 | 0 | 0 | 4 | 1 | 8 | 3 | 0 | 4 |
| 5 | Maxim DE CUYPER | 8 / 1 | 2 | 1 | 8 | 13 | 0 | 0 | 1 | 2 | 9 | 20 | 12 | 7 | 5 |
| 8 | Youri TIELEMANS | 7 / 3 | 4 | 1 | 10 | 19 | 1 | 0 | 1 | 0 | 19 | 35 | 17 | 7 | 1 |
| 10 | Leandro TROSSARD | 0 / 0 | 4 | 1 | 4 | 33 | 1 | 1 | 2 | 1 | 12 | 30 | 20 | 5 | 2 |
| 14 | Dodi LUKEBAKIO | 1 / 0 | 2 | 0 | 3 | 34 | 0 | 0 | 0 | 0 | 6 | 23 | 19 | 1 | 0 |
| 17 | Charles DE KETELAERE | 1 / 0 | 4 | 0 | 3 | 30 | 3 | 0 | 3 | 0 | 2 | 21 | 16 | 2 | 2 |
| 21 | Timothy CASTAGNE | 4 / 1 | 1 | 3 | 4 | 21 | 1 | 0 | 1 | 3 | 4 | 42 | 15 | 4 | 2 |
| 23 | Nicolas RASKIN | 4 / 2 | 1 | 0 | 7 | 15 | 2 | 0 | 2 | 1 | 8 | 30 | 9 | 3 | 2 |
| 24 | Amadou ONANA | 2 / 2 | 0 | 0 | 3 | 2 | 1 | 0 | 1 | 0 | 2 | 8 | 3 | 2 | 0 |
| 25 | Nathan NGOY | 2 / 0 | 4 | 1 | 3 | 4 | 1 | 2 | 3 | 6 | 5 | 12 | 1 | 3 | 2 |
| 6 | Axel WITSEL | 0 / 0 | 0 | 0 | 0 | 5 | 0 | 0 | 0 | 0 | 2 | 1 | 1 | 0 | 0 |
| 9 | Romelu LUKAKU | 0 / 0 | 0 | 0 | 0 | 7 | 1 | 0 | 1 | 0 | 1 | 6 | 3 | 0 | 0 |
| 11 | Jeremy DOKU | 0 / 0 | 0 | 0 | 2 | 9 | 0 | 0 | 0 | 1 | 1 | 7 | 7 | 1 | 0 |
| 20 | Hans VANAKEN | 3 / 0 | 4 | 0 | 3 | 39 | 1 | 0 | 1 | 0 | 5 | 29 | 14 | 2 | 2 |
| 22 | Alexis SAELEMAEKERS | 0 / 0 | 0 | 0 | 0 | 5 | 0 | 0 | 0 | 0 | 1 | 4 | 3 | 0 | 0 |

INDIVIDUAL DATA PHYSICAL



USA v Belgium

Physical Data



| # | Player | Total Distance (m) | Zone 1: 0-7 km/h (m) | Zone 2: 7-15 km/h (m) | Zone 3: 15-20 km/h (m) | Zone 4: 20-25 km/h (m) | Zone 5: 25+ km/h (m) | High Speed Runs (Zone 3) | Sprints (Zone 4 & 5) | Top Speed (km/h) |
|----|---------------------|--------------------|----------------------|-----------------------|------------------------|------------------------|----------------------|--------------------------|----------------------|------------------|
| 24 | Matt FREESE | 6161.7 | 4614.9 | 1439.8 | 97.8 | 9.2 | 0 | 9.0 | 1.0 | 22.4 |
| 2 | Sergino DEST | 5911.7 | 1770.2 | 2750.1 | 848.2 | 387.8 | 155.5 | 70.0 | 29.0 | 33.4 |
| 3 | Chris RICHARDS | 10879.8 | 3393.8 | 5511.5 | 1495.4 | 396.7 | 82.4 | 125.0 | 27.0 | 28.1 |
| 4 | Tyler ADAMS | 8645.2 | 2631.6 | 3924.9 | 1525.4 | 442.3 | 121.0 | 126.0 | 35.0 | 32.2 |
| 5 | Antonee ROBINSON | 11017.0 | 3619.5 | 4827.9 | 1633.6 | 659.7 | 276.3 | 141.0 | 49.0 | 33.0 |
| 8 | Weston McKENNIE | 12169.8 | 3941.7 | 5165.4 | 2321.1 | 632.4 | 109.2 | 174.0 | 41.0 | 31.5 |
| 10 | Christian PULISIC | 7866.2 | 2425.4 | 3674.2 | 1236.1 | 464.8 | 65.8 | 103.0 | 32.0 | 30.4 |
| 13 | Tim REAM | 9821.9 | 3956.1 | 3955.0 | 1387.9 | 378.6 | 144.3 | 124.0 | 31.0 | 32.3 |
| 16 | Alex FREEMAN | 11470.8 | 3789.2 | 5221.4 | 1635.6 | 646.8 | 177.8 | 135.0 | 52.0 | 34.6 |
| 17 | Malik TILLMAN | 11364.2 | 3638.2 | 4749.4 | 2067.7 | 681.1 | 227.9 | 162.0 | 53.0 | 31.2 |
| 20 | Folarin BALOGUN | 10200.7 | 3691.5 | 4513.8 | 1119.7 | 505.8 | 369.9 | 86.0 | 51.0 | 35.6 |
| 7 | Giovanni REYNA | 6041.0 | 1650.9 | 2889.6 | 1209.9 | 289.5 | 1.1 | 102.0 | 17.0 | 25.1 |
| 9 | Ricardo PEPI | 2709.2 | 821.5 | 1101.2 | 503.1 | 248.4 | 35.0 | 47.0 | 19.0 | 31.2 |
| 14 | Sebastian BERHALTER | 4559.5 | 1366.5 | 2043.1 | 931.6 | 133.5 | 84.7 | 71.0 | 13.0 | 29.1 |
| 18 | Max ARFSTEN | 232.0 | 92.9 | 61.5 | 22.8 | 20.9 | 33.8 | 1.0 | 2.0 | 27.4 |
| 19 | Haji WRIGHT | 196.3 | 60.4 | 108.4 | 7.9 | 9.7 | 9.9 | 1.0 | 1.0 | 26.5 |

Physical Data



| # | Player | Total Distance (m) | Zone 1: 0-7 km/h (m) | Zone 2: 7-15 km/h (m) | Zone 3: 15-20 km/h (m) | Zone 4: 20-25 km/h (m) | Zone 5: 25+ km/h (m) | High Speed Runs (Zone 3) | Sprints (Zone 4 & 5) | Top Speed (km/h) |
|----|----------------------|--------------------|----------------------|-----------------------|------------------------|------------------------|----------------------|--------------------------|----------------------|------------------|
| 1 | Thibaut COURTOIS | 5137.2 | 4107.9 | 911.5 | 93.8 | 24.0 | 0 | 9.0 | 2.0 | 24.3 |
| 4 | Brandon MECHELE | 10575.1 | 3685.8 | 4896.0 | 1411.1 | 428.6 | 153.7 | 110.0 | 33.0 | 29.7 |
| 5 | Maxim DE CUYPER | 11145.3 | 3762.5 | 4990.5 | 1544.4 | 646.9 | 200.9 | 134.0 | 46.0 | 32.0 |
| 8 | Youri TIELEMANS | 11970.5 | 3631.6 | 5565.3 | 2089.8 | 599.9 | 83.8 | 170.0 | 45.0 | 28.0 |
| 10 | Leandro TROSSARD | 10686.0 | 3565.3 | 4678.3 | 1588.6 | 614.7 | 239.2 | 134.0 | 52.0 | 32.8 |
| 14 | Dodi LUKEBAKIO | 7944.9 | 2840.5 | 3238.6 | 1095.7 | 480.3 | 289.9 | 97.0 | 38.0 | 33.7 |
| 17 | Charles DE KETELAERE | 7928.5 | 3144.2 | 3136.5 | 942.4 | 475.9 | 229.6 | 76.0 | 41.0 | 33.3 |
| 21 | Timothy CASTAGNE | 12142.6 | 3733.6 | 5377.0 | 1909.8 | 923.1 | 199.2 | 164.0 | 65.0 | 29.5 |
| 23 | Nicolas RASKIN | 11066.5 | 3365.1 | 5824.5 | 1368.6 | 413.4 | 94.8 | 122.0 | 32.0 | 30.1 |
| 24 | Amadou ONANA | 2125.2 | 643.4 | 1034.4 | 354.6 | 80.5 | 12.4 | 23.0 | 8.0 | 25.8 |
| 25 | Nathan NGOY | 10098.5 | 4203.6 | 4372.5 | 999.3 | 305.8 | 217.2 | 78.0 | 26.0 | 33.6 |
| 6 | Axel WITSEL | 810.0 | 160.7 | 326.8 | 251.0 | 71.5 | 0 | 17.0 | 6.0 | 24.6 |
| 9 | Romelu LUKAKU | 2746.8 | 999.6 | 1181.4 | 435.8 | 83.8 | 46.1 | 34.0 | 7.0 | 32.4 |
| 11 | Jeremy DOKU | 2991.1 | 1297.9 | 891.3 | 456.1 | 236.5 | 109.4 | 39.0 | 20.0 | 29.1 |
| 20 | Hans VANAKEN | 9759.1 | 3015.8 | 4484.2 | 1715.9 | 474.4 | 68.7 | 136.0 | 37.0 | 27.1 |
| 22 | Alexis SAELEMAEKERS | 820.6 | 206.4 | 315.0 | 140.1 | 106.5 | 52.5 | 11.0 | 6.0 | 26.8 |



TM