



## Portugal 0 - 1 Spain

Round of 16 - Match 93

06 July 2026

14:00 Kick Off

Dallas Stadium

# POST MATCH SUMMARY REPORT

# Match Summary - Teams



**Portugal**

**0 - 1**

**Spain**

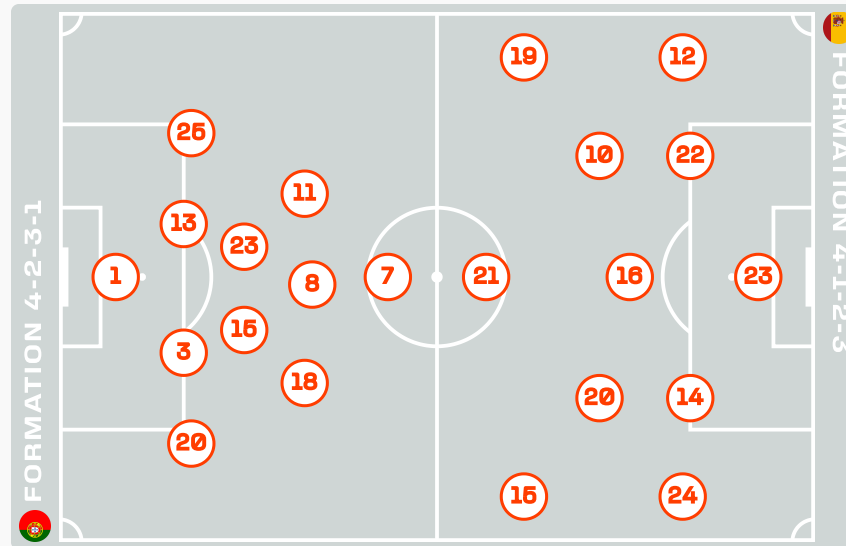


**STARTING**

- 1 GK **DIOGO COSTA**
- 3 DF **RUBEN DIAS**
- 7 FW **CRISTIANO RONALDO**
- 8 MF **BRUNO FERNANDES**
- 11 FW **JOAO FELIX** ↓ 71'
- 13 DF **RENATO VEIGA** 93'
- 15 MF **JOAO NEVES**
- 18 FW **PEDRO NETO** ↓ 83'
- 20 DF **JOAO CANCELO** ↓ 71'
- 23 MF **VITINHA** ↓ 83'
- 25 DF **NUNO MENDES** ↓ 56'

**SUBSTITUTES**

- 12 GK **JOSE SA**
- 22 GK **RUI SILVA**
- 2 DF **NELSON SEMEDO** ↑ 56'
- 4 DF **TOMAS ARAUJO**
- 5 DF **DIOGO DALOT** ↑ 71'
- 6 MF **MATHEUS NUNES**
- 9 FW **GONCALO RAMOS**
- 10 MF **BERNARDO SILVA** ↑ 83' 89'
- 14 DF **GONCALO INACIO**
- 16 FW **FRANCISCO TRINCAO**
- 17 FW **RAFAEL LEAO** ↑ 71'
- 19 FW **GONCALO GUEDES**
- 21 MF **RUBEN NEVES**
- 24 DF **SAMU COSTA**
- 26 FW **FRANCISCO CONCEICAO** ↑ 83'



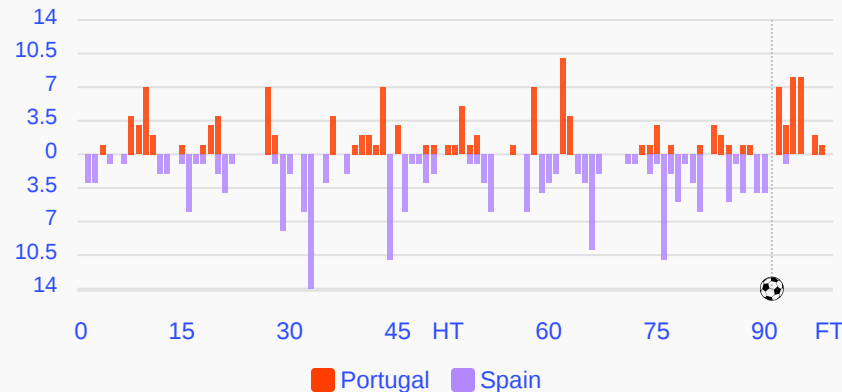
**STARTING**

- Unai **SIMON** GK 23
- ↓ 85' Dani **OLMO** FW 10
- Pedro **PORRO** DF 12
- Aymeric **LAPORTE** DF 14
- ↓ 75' Alex **BAENA** MF 15
- RODRI** MF 16
- Lamine **YAMAL** FW 19
- ↓ 85' **PEDRI** MF 20
- ↓ 90+7' Mikel **OVARZABAL** FW 21
- Pau **CUBARSI** DF 22
- Marc **CUCURELLA** DF 24

**SUBSTITUTES**

- David **RAYA** GK 1
- Joan **GARCIA** GK 13
- Marc **PUBILL** DF 2
- Alex **GRIMALDO** DF 3
- Eric **GARCIA** DF 4
- Marcos **LLORENTE** DF 5
- 90+1' ↑ 85' Mikel **MERINO** MF 6
- 98' ↑ 75' Ferran **TORRES** FW 7
- ↑ 85' Fabian **RUIZ** MF 8
- GAVI** MF 9
- Veremy **PINO** FW 11
- Nico **WILLIAMS** FW 17
- Martin **ZUBIMENDI** MF 18
- Victor **MUNOZ** FW 25
- ↑ 90+7' Borja **IGLESIAS** FW 26

**Distribution in the Final Third**



# Match Summary - Key Statistics



0 - 1



## Possession

Total



Total

0	Goals	1
0.91	xG (Expected Goals)	1.72
10 (2)	Attempts at Goal (On Target)	15 (6)
459 (378)	Total Passes (Complete)	548 (490)
82 %	Pass Completion %	89 %
102	Completed Line Breaks	143
10	Defensive Line Breaks	16
101	Receptions in the Final Third	144
12	Crosses	18
36	Ball Progressions	29
342 (27)	Defensive Pressures Applied (Direct Pressures)	294 (45)
43	Forced Turnovers	55
63	Second Balls	57
112.8 km	Total Distance Covered	115.4 km
5.3 km	Zone 4 - Low Speed Sprinting: 20-25 km/h	6.1 km



Portugal

# Phases of Play

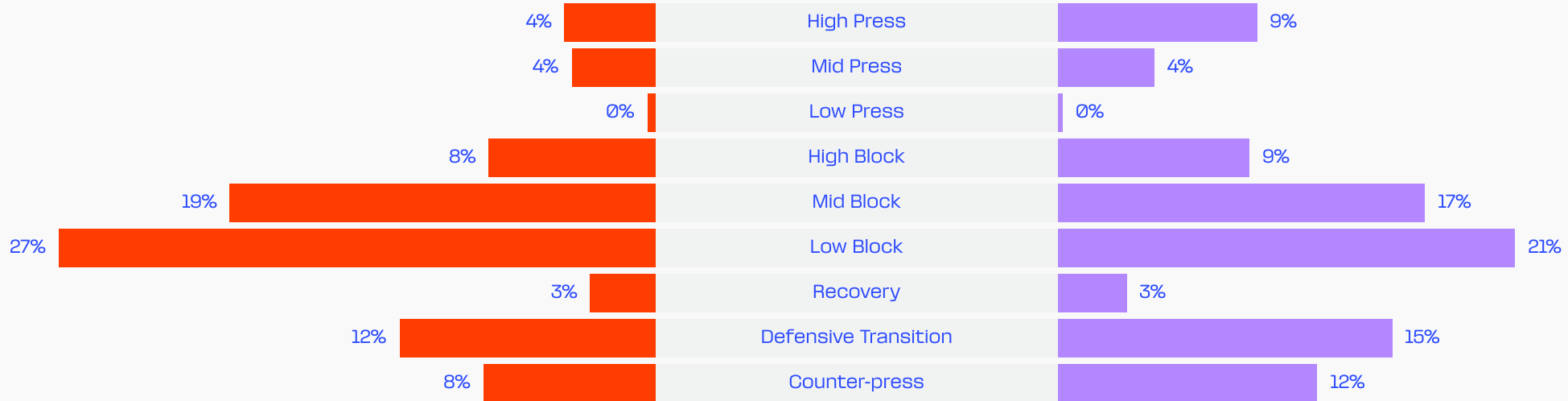
Spain



## IN POSSESSION



## OUT OF POSSESSION

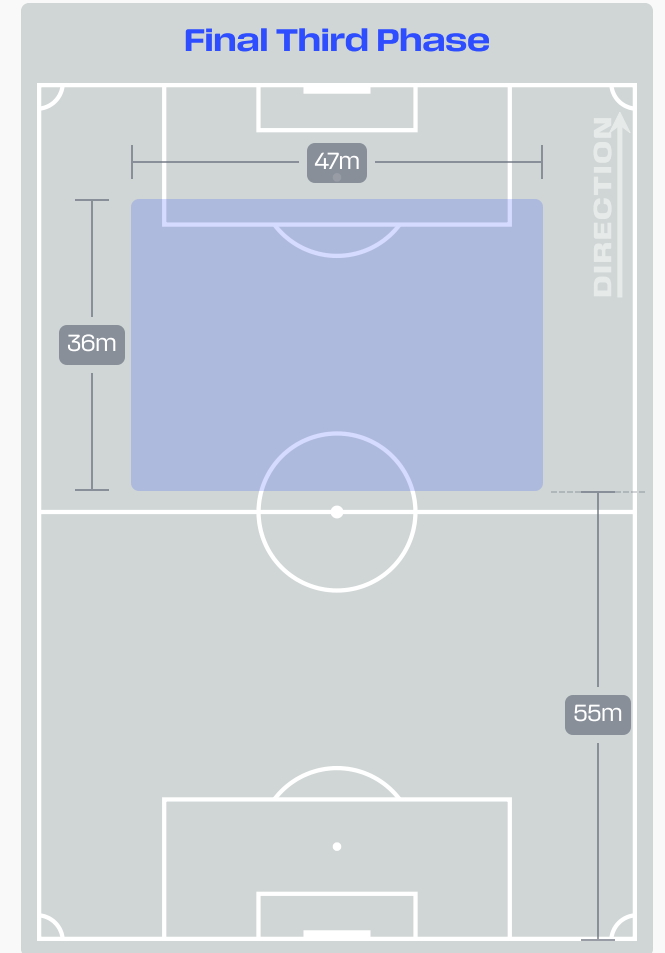
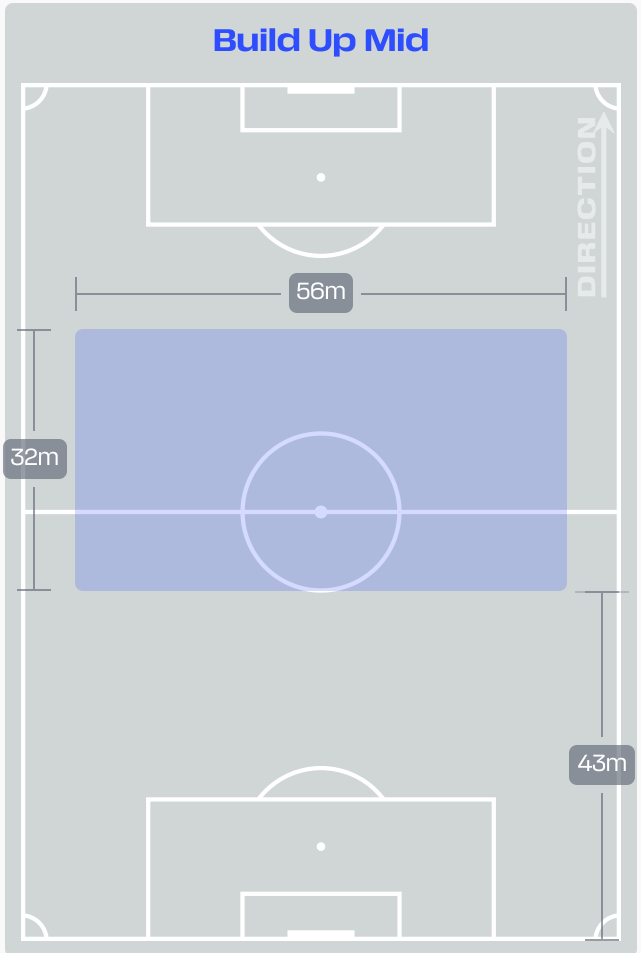
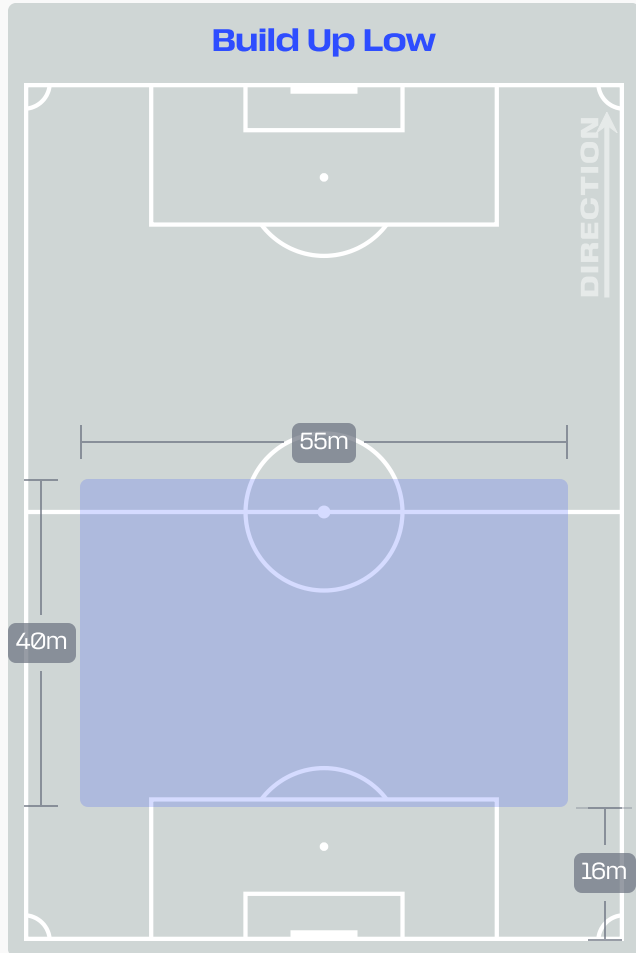


# IN POSSESSION

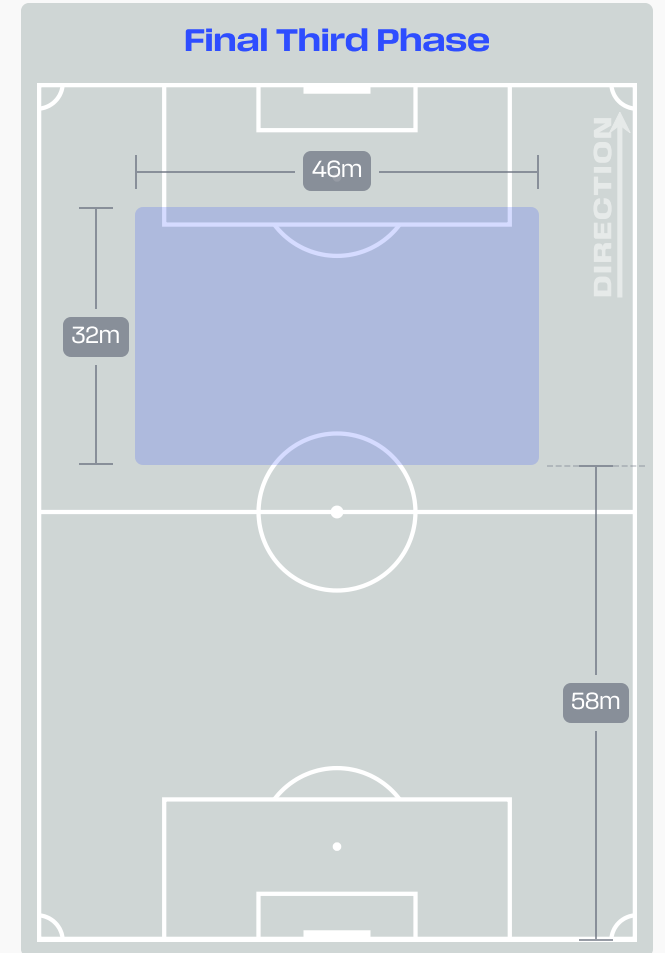
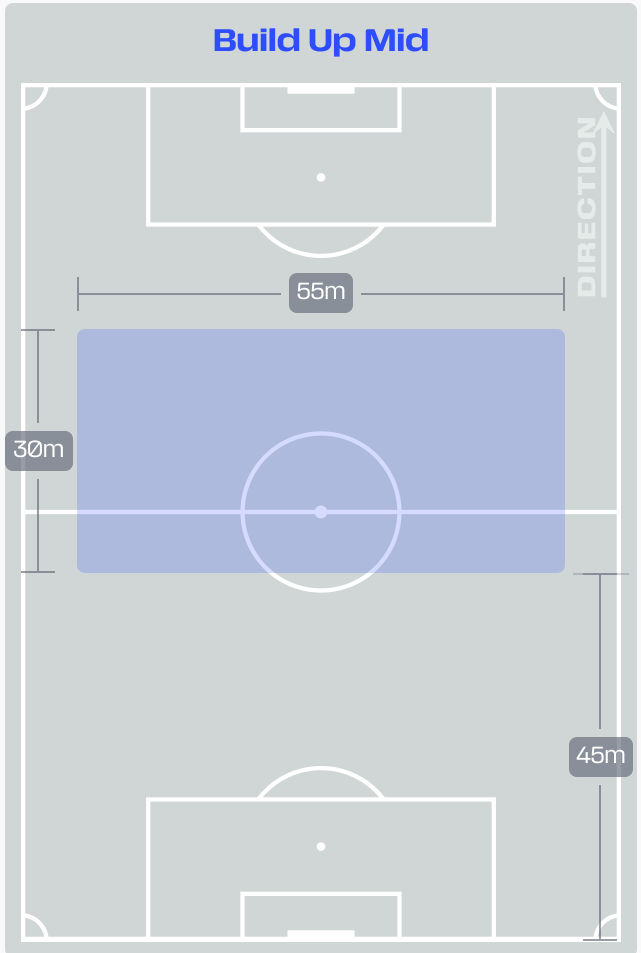
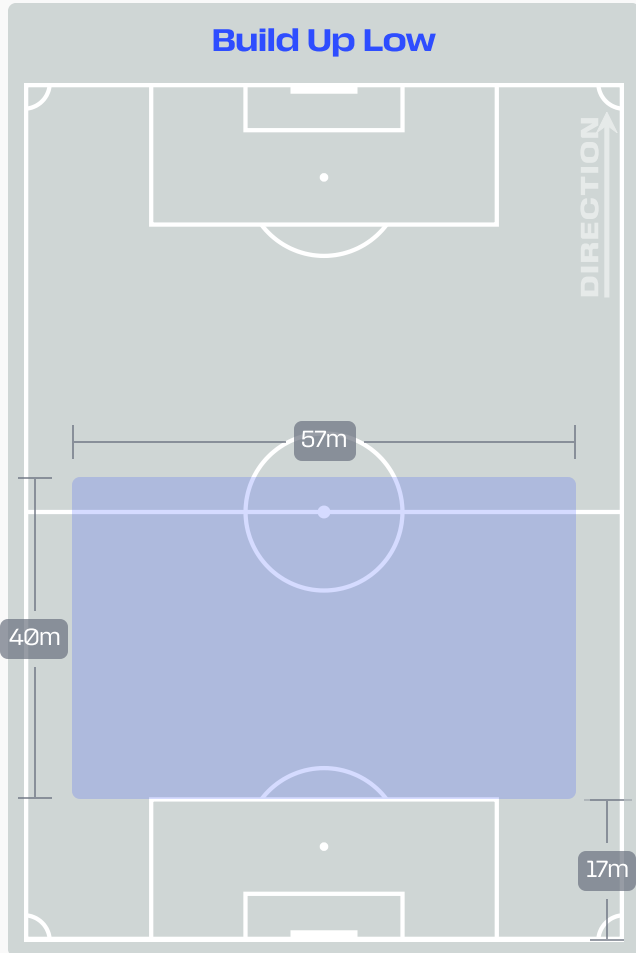


Portugal v Spain

# In Possession Line Height & Team Length



# In Possession Line Height & Team Length



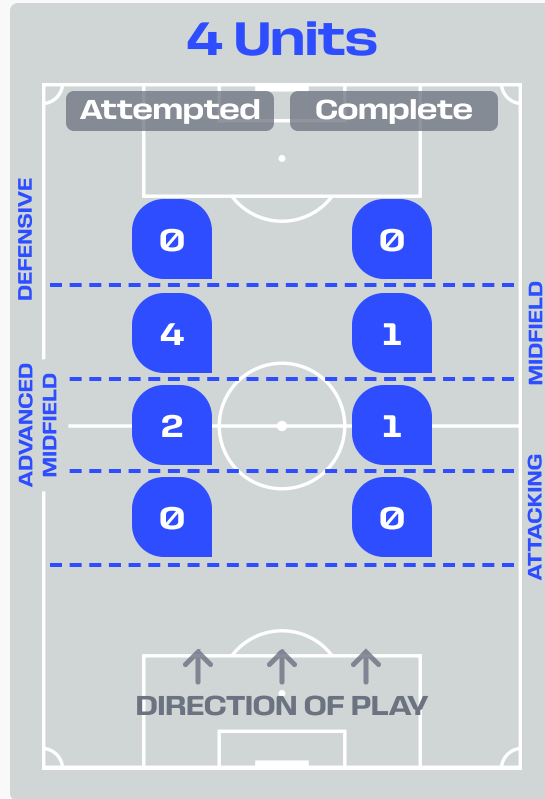
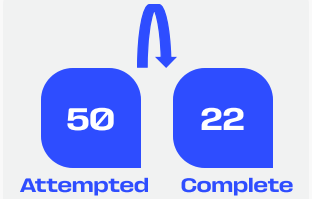
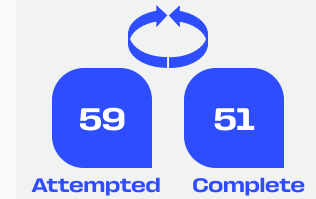
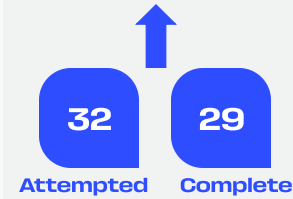
# Line Breaks



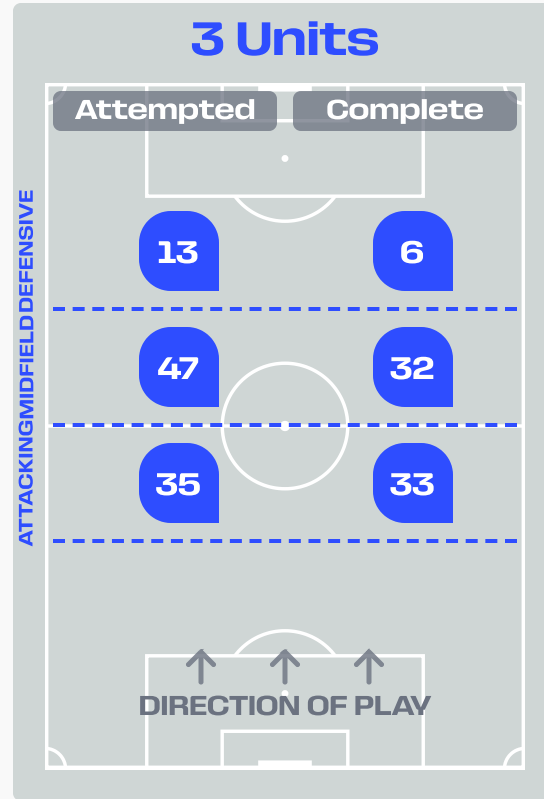
**Portugal**

Attempted Line Breaks

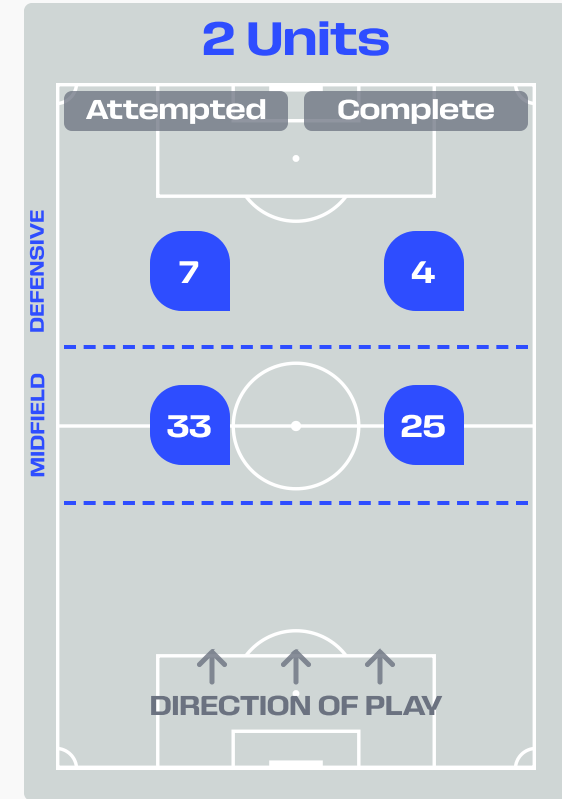
**141**



<b>Attempted Line Breaks</b>	<b>6</b>
Inside Shape	5
Outside Shape	1



<b>Attempted Line Breaks</b>	<b>95</b>
Inside Shape	47
Outside Shape	48



<b>Attempted Line Breaks</b>	<b>40</b>
Inside Shape	21
Outside Shape	19

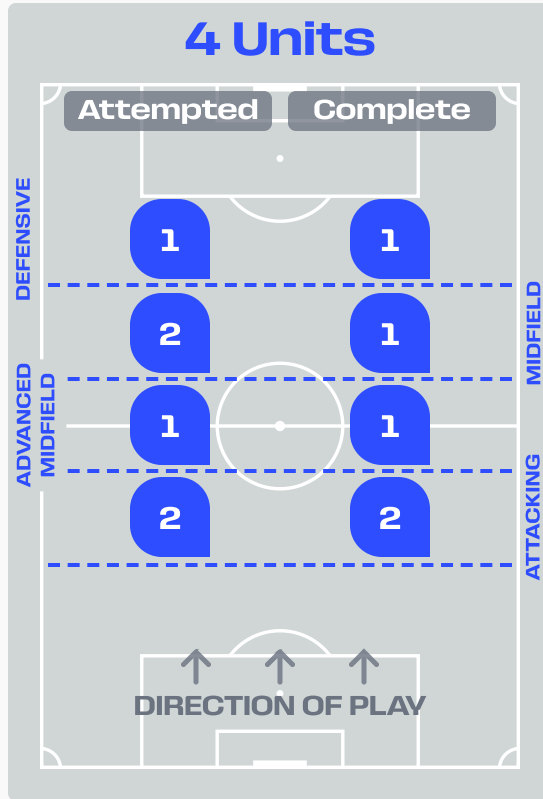
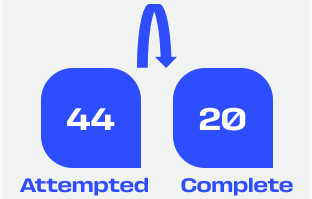
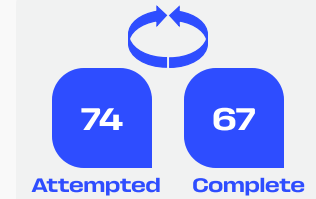
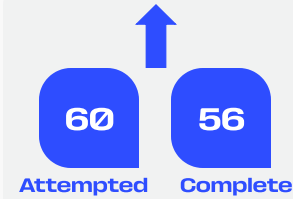
# Line Breaks



Spain

Attempted Line Breaks

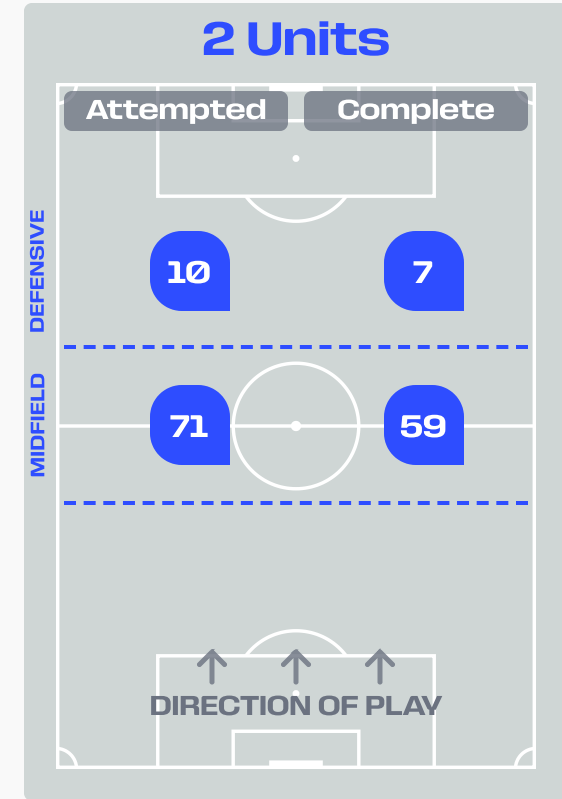
178



<b>Attempted Line Breaks</b>	<b>6</b>
Inside Shape	3
Outside Shape	3



<b>Attempted Line Breaks</b>	<b>91</b>
Inside Shape	52
Outside Shape	39



<b>Attempted Line Breaks</b>	<b>81</b>
Inside Shape	47
Outside Shape	34

## Line Breaks



					4 Units				3 Units			2 Units		Direction			Distribution Type		
#	Player	Line Breaks Attempted	Line Breaks Completed	Line Break Completion %	Attacking Line	Attacking Midfield Line	Midfield Line	Defensive Line	Attacking Line	Midfield Line	Defensive Line	Midfield Line	Defensive Line	Through	Around	Over	Pass	Cross	Ball Progression
1	DIOGO COSTA	10	2	20%	0	0	1	0	1	6	2	0	0	0	0	10	10	0	0
3	RUBEN DIAS	17	13	76%	0	1	1	0	4	4	2	5	0	4	9	4	17	0	0
7	CRISTIANO RONALDO	3	3	100%	0	0	0	0	0	2	0	1	0	0	3	0	2	0	1
8	BRUNO FERNANDES	20	15	75%	0	0	1	0	3	5	3	5	3	3	6	11	17	2	1
11	JOAO FELIX	4	3	75%	0	0	0	0	0	2	0	0	2	1	2	1	4	0	0
13	RENATO VEIGA	15	13	87%	0	0	1	0	7	5	0	2	0	5	6	4	14	0	1
15	JOAO NEVES	8	6	75%	0	0	0	0	1	2	2	3	0	4	2	2	8	0	0
18	PEDRO NETO	8	6	75%	0	0	0	0	0	5	1	2	0	0	6	2	5	1	2
20	JOAO CANCELO	10	7	70%	0	1	0	0	4	3	0	2	0	3	4	3	10	0	0
23	VITINHA	13	11	85%	0	0	0	0	3	4	1	5	0	4	7	2	13	0	0
25	NUNO MENDES	14	9	64%	0	0	0	0	7	4	2	1	0	4	4	6	11	2	1
2	NELSON SEMEDO	7	5	71%	0	0	0	0	3	0	0	4	0	1	3	3	5	1	1
5	DIOGO DALOT	3	2	67%	0	0	0	0	1	2	0	0	0	2	0	1	3	0	0
10	BERNARDO SILVA	3	3	100%	0	0	0	0	1	1	0	1	0	1	2	0	3	0	0
17	RAFAEL LEAO	5	3	60%	0	0	0	0	0	2	0	1	2	0	5	0	2	0	3
26	FRANCISCO CONCEICAO	1	1	100%	0	0	0	0	0	0	0	1	0	0	0	1	0	1	0



# Passing Networks



#	Passes From ↓ to →	DIOGO COSTA	RUBEN DIAS	CRISTIANO RONALDO	BRUNO FERNANDES	JOAO FELIX	RENATO VEIGA	JOAO NEVES	PEDRO NETO	JOAO CANCELO	VITINHA	NUNO MENDES	NELSON SEMEDO	DIOGO DALOT	BERNARDO SILVA	RAFAEL LEAO	FRANCISCO CONCEICAO
1	DIOGO COSTA		10	0	1	1	9	0	0	0	0	0	1	1	1	0	0
3	RUBEN DIAS	2		1	1	0	12	0	4	8	4	1	0	2	2	1	2
7	CRISTIANO RONALDO	0	1		0	2	2	1	2	0	1	0	0	1	0	0	0
8	BRUNO FERNANDES	0	3	3		3	1	5	5	2	4	3	6	1	0	2	3
11	JOAO FELIX	0	0	1	5		3	2	0	0	2	2	0	0	0	0	0
13	RENATO VEIGA	10	9	2	7	1		4	2	0	6	9	3	0	1	1	0
15	JOAO NEVES	2	3	0	6	6	3		1	2	4	3	2	0	0	2	0
18	PEDRO NETO	0	1	4	2	1	0	2		6	5	1	0	0	0	1	0
20	JOAO CANCELO	2	4	2	1	0	0	2	5		4	0	0	0	0	0	0
23	VITINHA	1	7	1	7	3	3	9	5	3		2	0	0	0	0	0
25	NUNO MENDES	1	0	1	7	2	3	3	0	3	3		0	0	0	0	0
2	NELSON SEMEDO	1	1	0	0	1	1	3	0	0	1	0		0	0	3	0
5	DIOGO DALOT	1	0	0	0	0	1	0	1	0	1	0	0		0	1	1
10	BERNARDO SILVA	0	3	0	5	0	1	0	0	0	0	0	0	0		0	1
17	RAFAEL LEAO	0	0	0	3	0	0	0	0	0	0	0	2	0	0		0
26	FRANCISCO CONCEICAO	0	0	0	3	0	0	0	0	0	0	0	0	1	1	0	

Top 5 Player to Player Passers		
Player	Passed To	% of Total Team Passes
RUBEN DIAS	RENATO VEIGA	3.3%
DIOGO COSTA	RUBEN DIAS	2.8%
RENATO VEIGA	DIOGO COSTA	2.8%
DIOGO COSTA	RENATO VEIGA	2.5%
RENATO VEIGA	RUBEN DIAS	2.5%

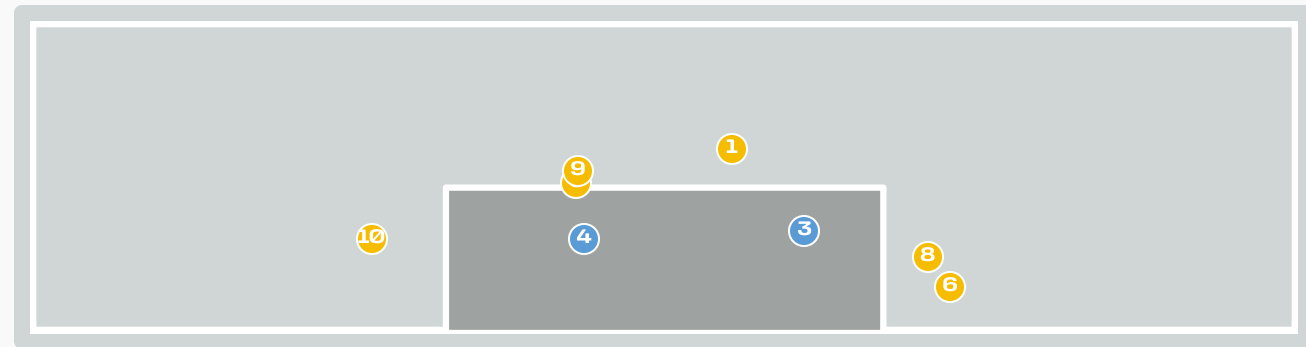
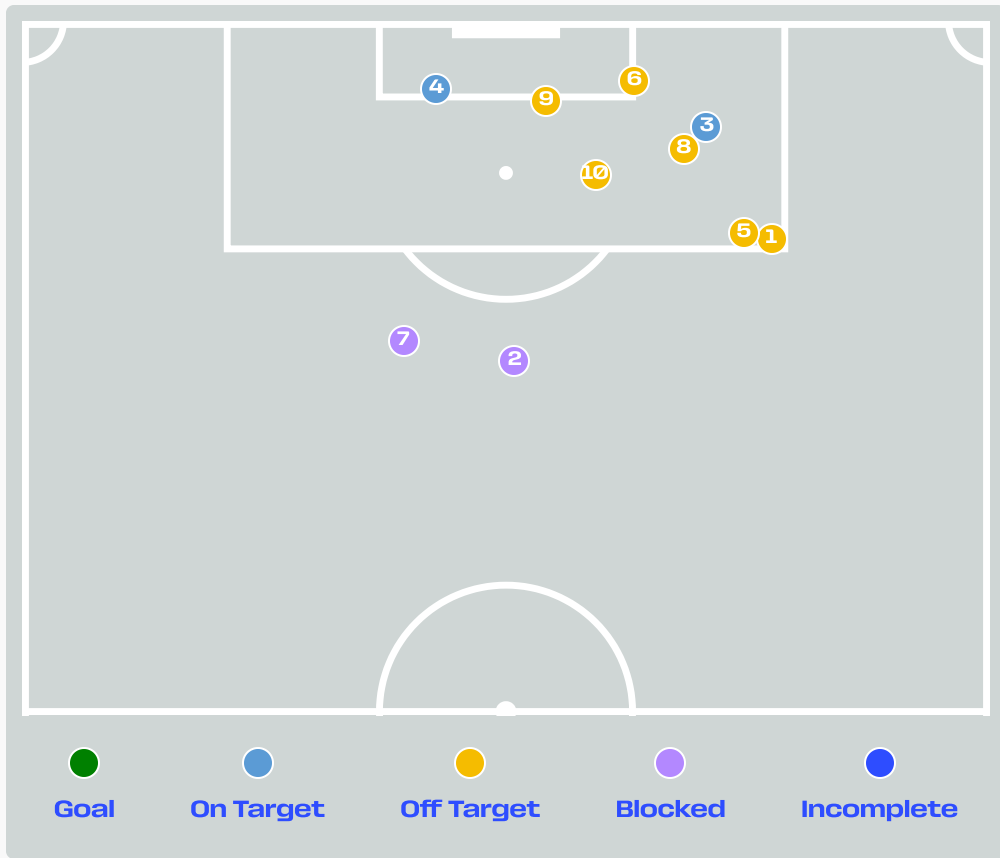


# Passing Networks

#	Passes From ↓ to →	Unai SIMON	Dani OLMO	Pedro PORRO	Aymeric LAPORTE	Alex BAENA	RODRI	Lamine YAMAL	PEDRI	Mikel OYARZABAL	Pau CUBARSI	Marc CUCURELLA	Mikel MERINO	Ferran TORRES	Fabian RUIZ	Borja IGLESIAS
23	Unai SIMON		3	0	4	1	5	0	3	1	11	0	0	0	0	1
10	Dani OLMO	2		4	2	7	3	6	4	4	1	1	0	1	0	0
12	Pedro PORRO	2	1		0	0	3	11	1	0	13	1	0	0	0	0
14	Aymeric LAPORTE	3	3	0		6	9	0	3	2	8	1	0	1	1	0
15	Alex BAENA	0	5	1	1		7	2	4	2	0	6	0	0	0	0
16	RODRI	1	10	7	4	6		6	16	4	18	9	1	3	0	0
19	Lamine YAMAL	0	2	7	0	2	1		4	2	1	1	0	4	1	0
20	PEDRI	1	5	3	6	3	12	6		3	11	3	0	2	0	0
21	Mikel OYARZABAL	0	2	1	2	3	7	1	2		1	2	0	0	0	0
22	Pau CUBARSI	12	4	10	6	1	17	5	10	3		0	1	1	0	0
24	Marc CUCURELLA	2	4	0	7	5	8	0	5	1	3		0	0	1	0
6	Mikel MERINO	0	0	0	0	0	0	1	0	0	0	0		1	2	0
7	Ferran TORRES	0	0	1	0	0	0	0	3	0	1	2	1		1	0
8	Fabian RUIZ	0	0	0	0	0	3	0	0	1	0	0	1	1		0
26	Borja IGLESIAS	0	0	0	0	0	0	0	0	0	0	0	0	0	0	

Top 5 Player to Player Passers		
Player	Passed To	% of Total Team Passes
RODRI	Pau CUBARSI	3.8%
Pau CUBARSI	RODRI	3.6%
RODRI	PEDRI	3.4%
Pedro PORRO	Pau CUBARSI	2.8%
PEDRI	RODRI	2.5%

# Attempts at Goal



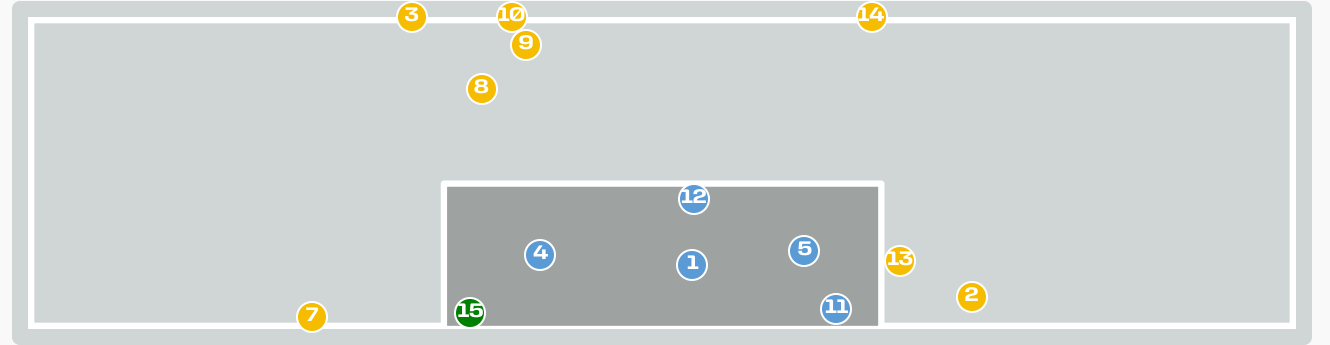
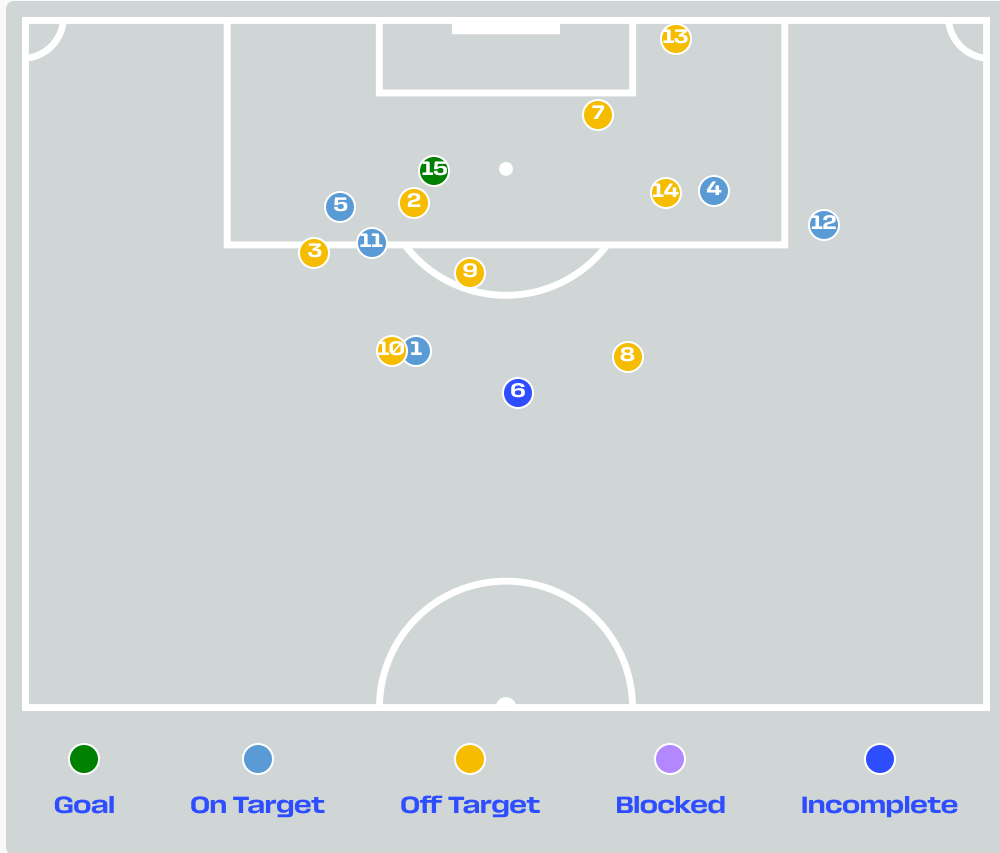
Key	Outcome	Shots
●	Goals	0
●	On Target	2
●	Off Target	6
●	Blocked	2
●	Incomplete	0






# Attempts at Goal



Time	Player	Outcome	Body Part	Delivery Type
6	20 JOAO CANELO	Off Target	Right Foot	Pass
9	18 PEDRO NETO	Incomplete - Blocked	Left Foot	Loose Ball
11	7 CRISTIANO RONALDO	On Target - Saved	Right Foot	Pass
36	7 CRISTIANO RONALDO	On Target - Saved	Right Foot	Loose Ball
40	25 NUNO MENDES	Deflected Off Target - Defensive Event	Left Foot	Pass
58	7 CRISTIANO RONALDO	Off Target - Saved	Right Foot	Pass
75	23 VITINHA	Incomplete - Blocked	Right Foot	Pass
75	8 BRUNO FERNANDES	Off Target	Right Foot	Loose Ball
96	10 BERNARDO SILVA	Off Target	Head	Cross
98	15 JOAO NEVES	Off Target	Head	Freekick

# Attempts at Goal

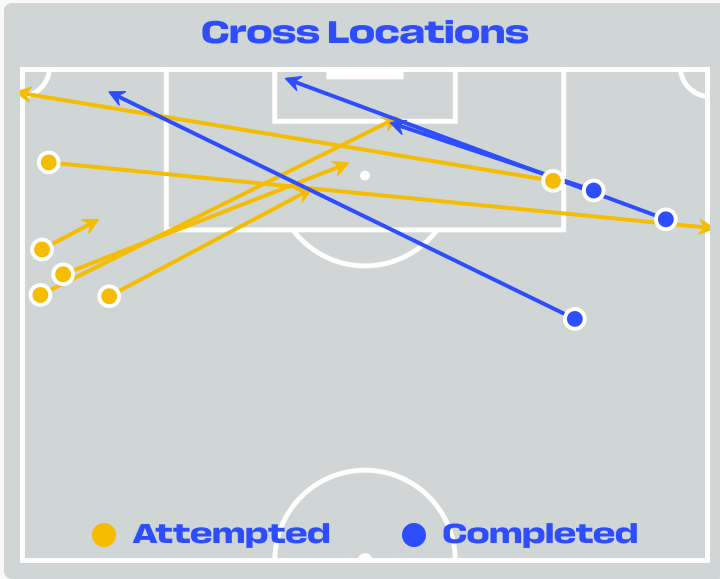


Key	Outcome	Shots
	Goals	1
	On Target	5
	Off Target	8
	Blocked	0
	Incomplete	1

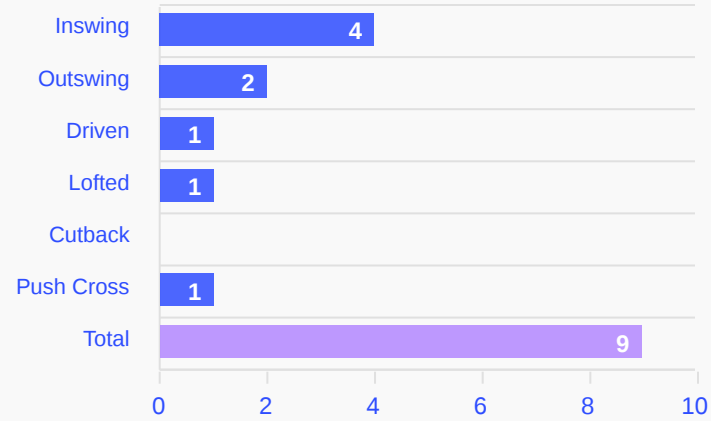
## Attempts at Goal

Time	Player	Outcome	Body Part	Delivery Type
2	21 Mikel OYARZABAL	On Target - Saved	Left Foot	Ball Progression
7	21 Mikel OYARZABAL	Off Target	Left Foot	Pass
13	15 Alex BAENA	Off Target	Right Foot	Loose Ball
15	19 Lamine YAMAL	On Target - Saved	Left Foot	Pass
15	15 Alex BAENA	On Target - Saved	Right Foot	Other
22	12 Pedro PORRO	Incomplete	Right Foot	Loose Ball
30	10 Dani OLMO	Off Target	Head	Loose Ball
44	16 RODRI	Off Target	Right Foot	Loose Ball
60	20 PEDRI	Deflected Off Target - Defensive Event	Right Foot	Pass
61	19 Lamine YAMAL	Deflected Off Target - Defensive Event	Left Foot	Loose Ball
64	15 Alex BAENA	On Target - Saved	Left Foot	Loose Ball
72	19 Lamine YAMAL	On Target - Saved	Left Foot	Freekick
76	7 Ferran TORRES	Off Target	Right Foot	Pass
77	10 Dani OLMO	Deflected Off Target - Defensive Event	Right Foot	Pass
90	6 Mikel MERINO	On Target - Goal	Left Foot	Pass

# Crosses (Open Play)



### Delivery Type



Attempted

9

Completed

3

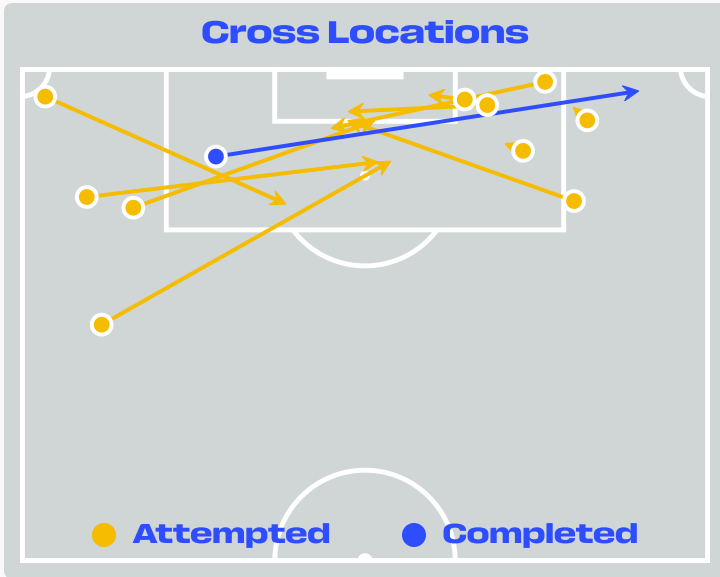
Most Crosses Attempted

2

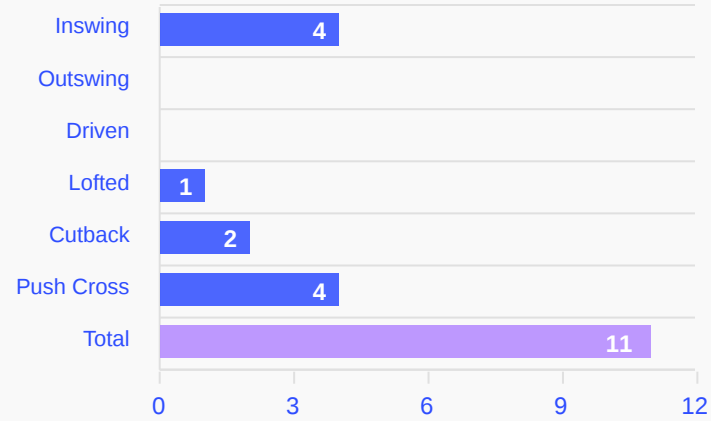
**BRUNO FERNANDES**  
ATTACKING MIDFIELD

#	Player	Inswing	Outswing	Driven	Lofted	Cutback	Push Cross	Total Attempted
1	DIOGO COSTA	0	0	0	0	0	0	0
3	RUBEN DIAS	0	0	0	0	0	0	0
7	CRISTIANO RONALDO	0	0	0	0	0	0	0
8	BRUNO FERNANDES	0	2	0	0	0	0	2
11	JOAO FELIX	0	0	0	0	0	0	0
13	RENATO VEIGA	0	0	0	0	0	0	0
15	JOAO NEVES	0	0	0	0	0	0	0
18	PEDRO NETO	1	0	0	0	0	1	2
20	JOAO CANCELO	0	0	0	0	0	0	0
23	VITINHA	0	0	0	0	0	0	0
25	NUNO MENDES	0	0	1	1	0	0	2
2	NELSON SEMEDO	1	0	0	0	0	0	1
5	DIOGO DALOT	0	0	0	0	0	0	0
10	BERNARDO SILVA	0	0	0	0	0	0	0
17	RAFAEL LEAO	1	0	0	0	0	0	1
26	FRANCISCO CONCEICAO	1	0	0	0	0	0	1

# Crosses (Open Play)



### Delivery Type



Attempted

11

Completed

1

Most Crosses Attempted

3

Alex BAENA  
LEFT WINGER

#	Player	Inswing	Outswing	Driven	Lofted	Cutback	Push Cross	Total Attempted
23	Unai SIMON	0	0	0	0	0	0	0
10	Dani OLMO	0	0	0	0	0	1	1
12	Pedro PORRO	0	0	0	0	1	1	2
14	Aymeric LAPORTE	0	0	0	0	0	0	0
15	Alex BAENA	2	0	0	0	0	1	3
16	RODRI	1	0	0	0	0	0	1
19	Lamine YAMAL	1	0	0	0	0	1	2
20	PEDRI	0	0	0	0	0	0	0
21	Mikel OYARZABAL	0	0	0	0	0	0	0
22	Pau CUBARSI	0	0	0	0	0	0	0
24	Marc CUCURELLA	0	0	0	1	0	0	1
6	Mikel MERINO	0	0	0	0	0	0	0
7	Ferran TORRES	0	0	0	0	1	0	1
8	Fabian RUIZ	0	0	0	0	0	0	0
26	Borja IGLESIAS	0	0	0	0	0	0	0

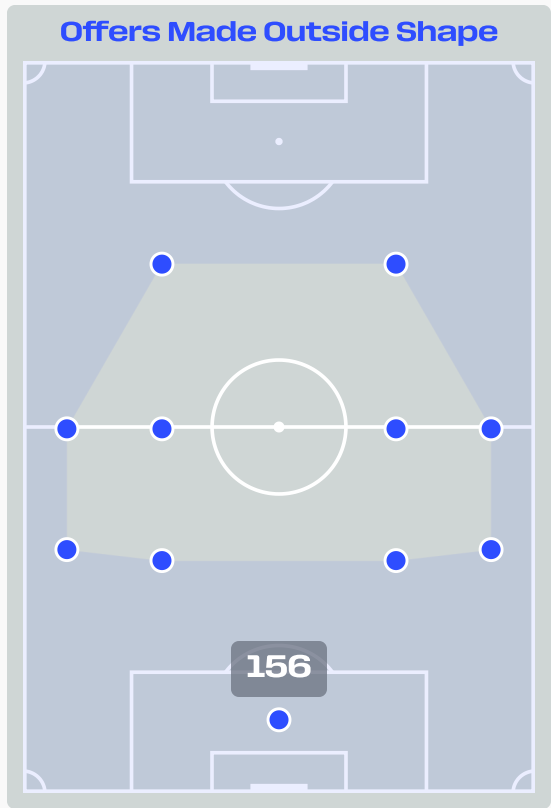
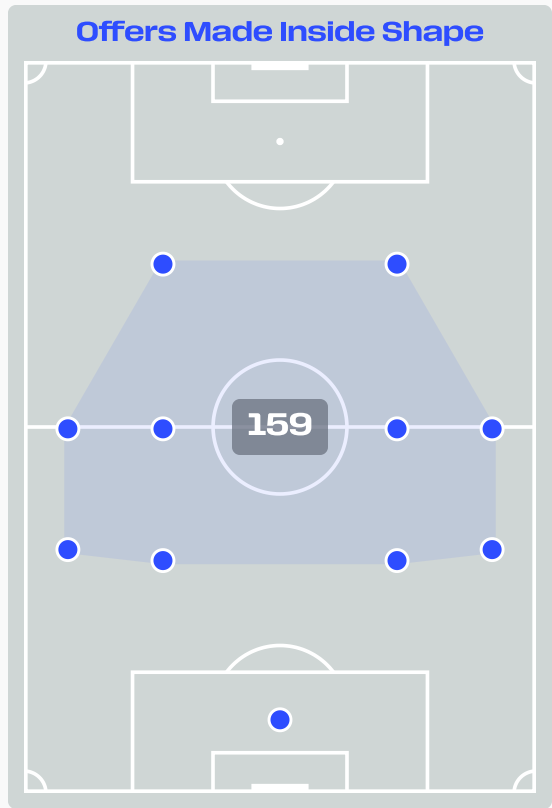
# Offering to Receive

**315**  
Total Offers Made

**110**  
Total Offers Received

**Most Offers**  
**42**  
**BRUNO FERNANDES**  
ATTACKING MIDFIELD

**125**  
Offers Made in Final Third



**133**  
Offers Made in Middle Third

**57**  
Offers Made in Defensive Third

#	Player	Offers Made	Offers Received	% Made & Received
1	DIOGO COSTA	13	6	46.2%
3	RUBEN DIAS	8	3	37.5%
7	CRISTIANO RONALDO	19	3	15.8%
8	BRUNO FERNANDES	42	17	40.5%
11	JOAO FELIX	32	7	21.9%
13	RENATO VEIGA	9	6	66.7%
15	JOAO NEVES	30	9	30%
18	PEDRO NETO	37	9	24.3%
20	JOAO CANCELO	25	9	36%
23	VITINHA	40	21	52.5%
25	NUNO MENDES	10	3	30%
2	NELSON SEMEDO	10	6	60%
5	DIOGO DALOT	14	3	21.4%
10	BERNARDO SILVA	6	4	66.7%
17	RAFAEL LEAO	9	2	22.2%
26	FRANCISCO CONCEICAO	11	2	18.2%

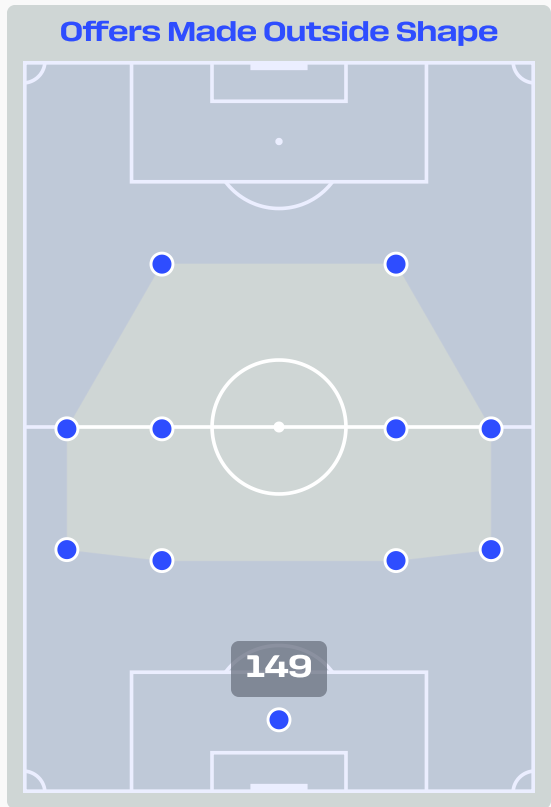
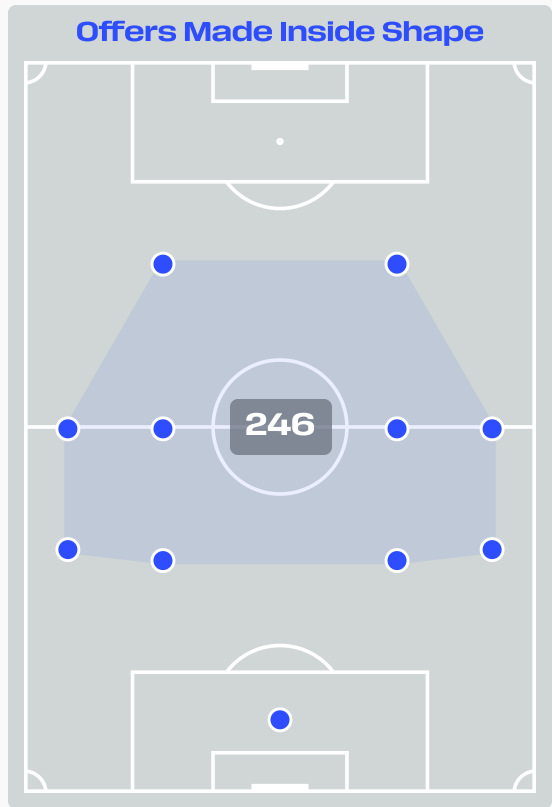
# Offering to Receive

**395**  
Total Offers Made

**155**  
Total Offers Received

**Most Offers**  
**60**  
**RODRI**  
DEFENSIVE MIDFIELD CENTRE

**176**  
Offers Made in Final Third



**158**  
Offers Made in Middle Third

**61**  
Offers Made in Defensive Third

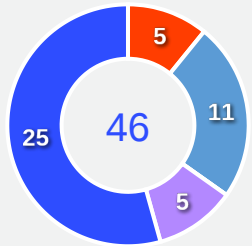
#	Player	Offers Made	Offers Received	% Made & Received
23	Unai SIMON	14	8	57.1%
10	Dani OLMO	42	16	38.1%
12	Pedro PORRO	18	8	44.4%
14	Aymeric LAPORTE	6	1	16.7%
15	Alex BAENA	53	18	34%
16	RODRI	60	27	45%
19	Lamine YAMAL	36	13	36.1%
20	PEDRI	53	26	49.1%
21	Mikel OYARZABAL	36	7	19.4%
22	Pau CUBARSI	13	10	76.9%
24	Marc CUCURELLA	22	6	27.3%
6	Mikel MERINO	5	1	20%
7	Ferran TORRES	26	12	46.2%
8	Fabian RUIZ	11	2	18.2%
26	Borja IGLESIAS	0	0	0%

# Movement to Receive

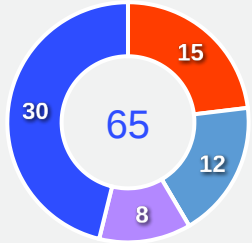


## Movement Types by Phase

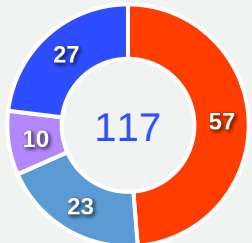
### Final Third Phase



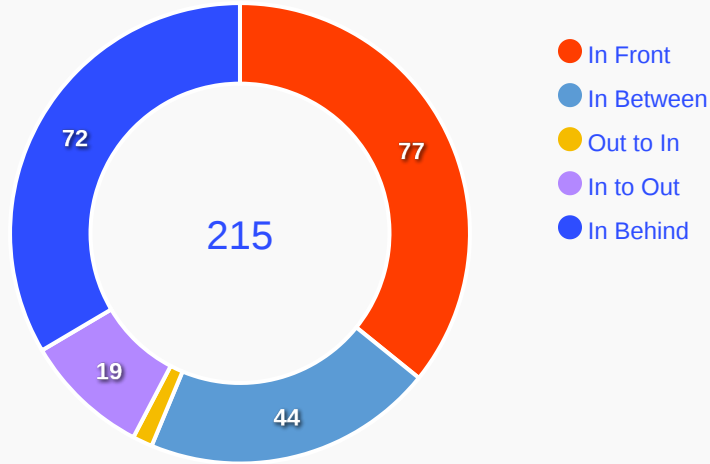
### Progression Phase



### Build Up Phase



## All Movement Types

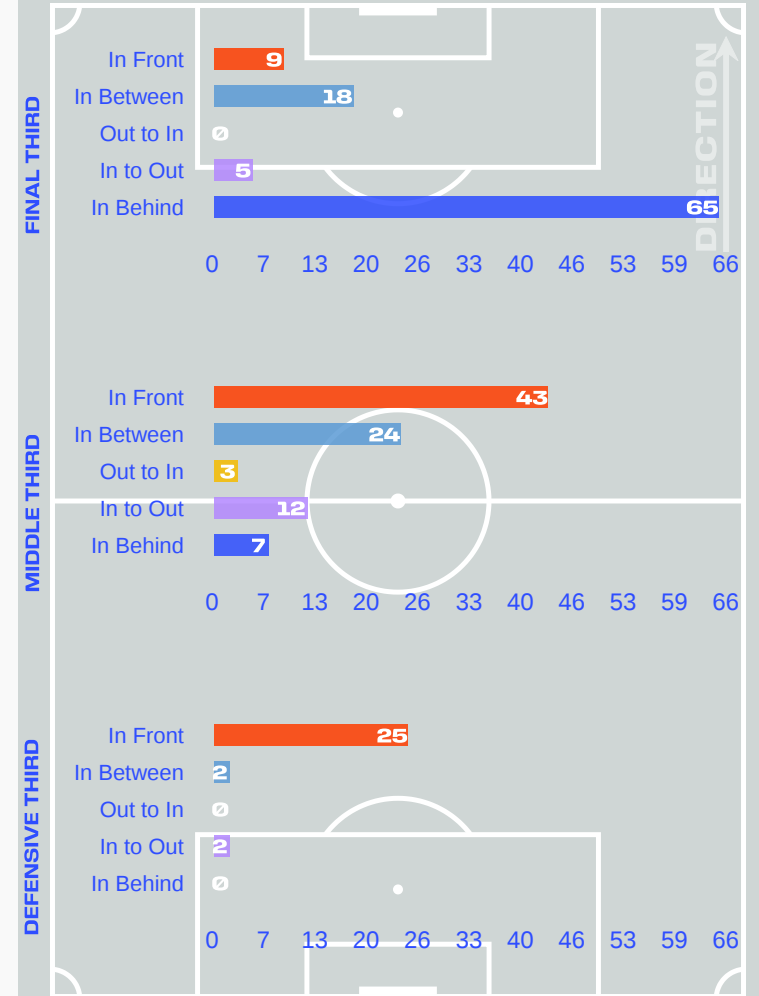


- In Front
- In Between
- Out to In
- In to Out
- In Behind

## Top Ranked Players

Type	Player	Movements
In Front	23 VITINHA	25
In Between	7 CRISTIANO RONALDO	7
Out to In	8 BRUNO FERNANDES	1
In to Out	23 VITINHA	5
In Behind	11 JOAO FELIX	14

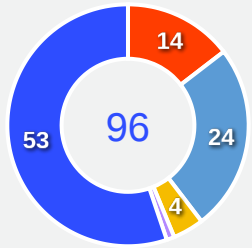
## Movement Types Pitch Third



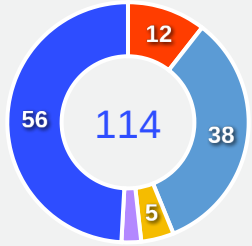
# Movement to Receive

## Movement Types by Phase

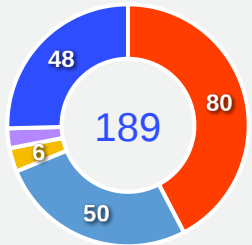
### Final Third Phase



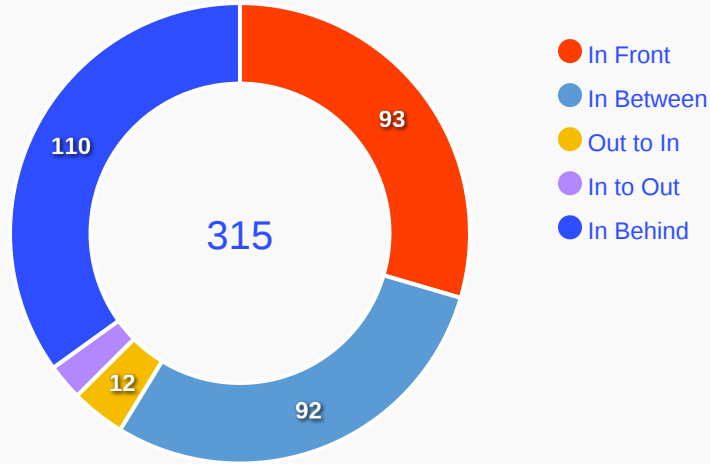
### Progression Phase



### Build Up Phase



## All Movement Types

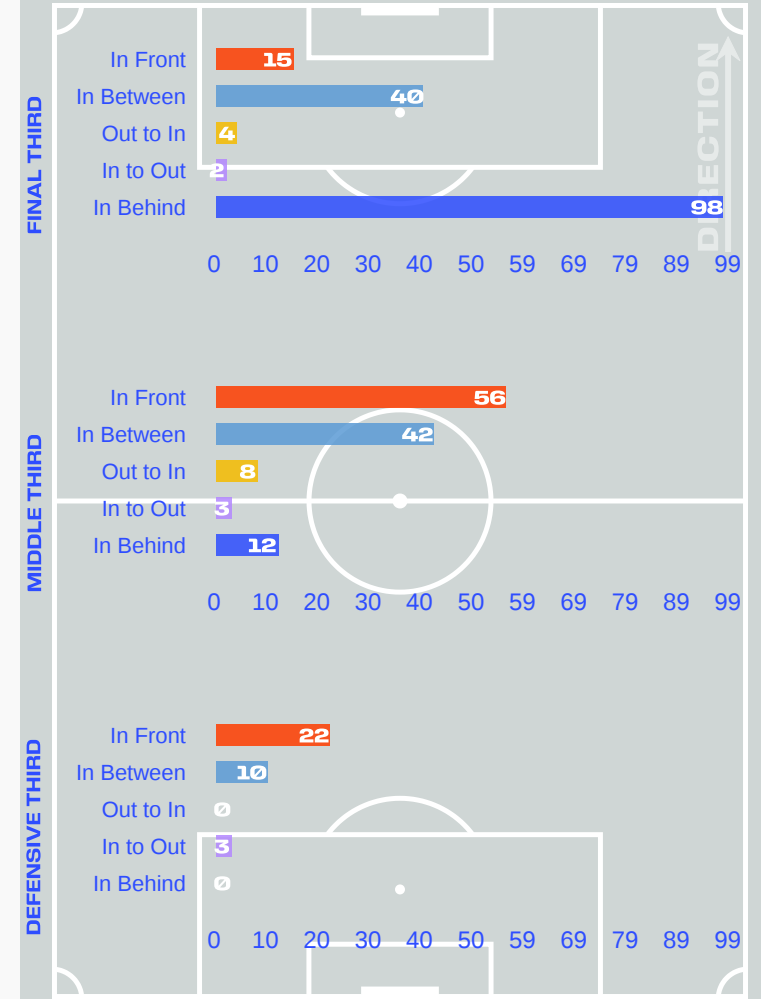


- In Front
- In Between
- Out to In
- In to Out
- In Behind

## Top Ranked Players

Type	Player	Movements
In Front	16 RODRI	38
In Between	20 PEDRI	24
Out to In	15 Alex BAENA	3
In to Out	16 RODRI	2
In Behind	15 Alex BAENA	20

## Movement Types Pitch Third



# OUT OF POSSESSION



Portugal v Spain

# Defensive Actions



**43**

**Forced Turnovers**

**50**

**Possession Regained**

**15**

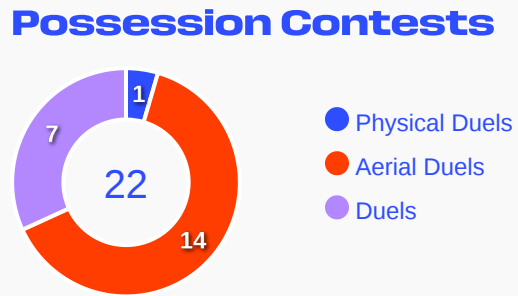
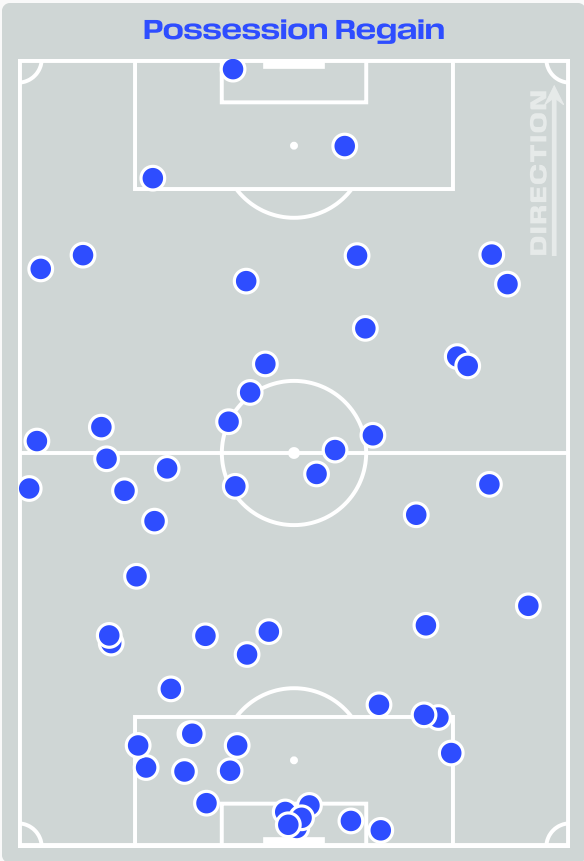
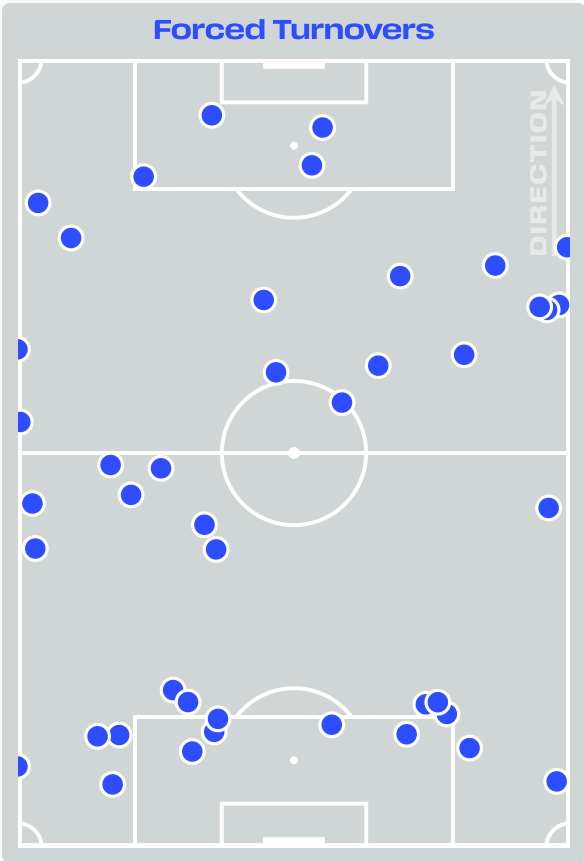
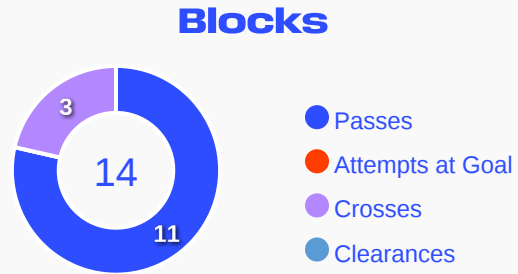
**Interceptions**

**26**

**Tackles**

**4.59**

**Possession Actions / Defensive Action**



### Most Possession Regains

9

**RENATO VEIGA**  
LEFT CENTRE BACK

#	Player	Total Possession Regains
1	DIOGO COSTA	8
3	RUBEN DIAS	4
7	CRISTIANO RONALDO	0
8	BRUNO FERNANDES	2
11	JOAO FELIX	6
13	RENATO VEIGA	9
15	JOAO NEVES	3
18	PEDRO NETO	3
20	JOAO CANCELO	1
23	VITINHA	2
25	NUNO MENDES	7
2	NELSON SEMEDO	3
5	DIOGO DALOT	1
10	BERNARDO SILVA	0
17	RAFAEL LEAO	0
26	FRANCISCO CONCEICAO	1

# Defensive Actions

**55**

**Forced Turnovers**

**54**

**Possession Regained**

**9**

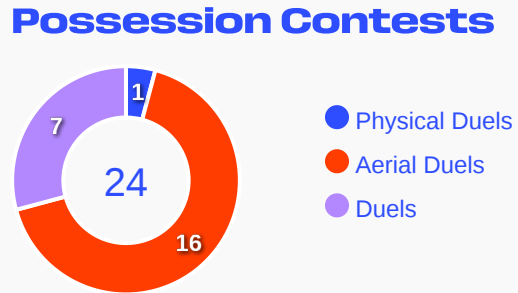
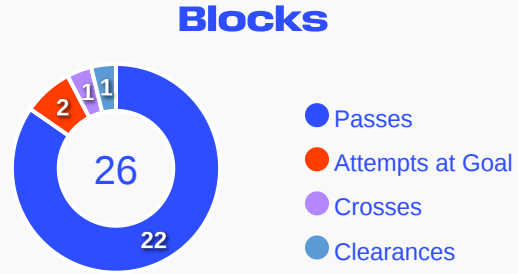
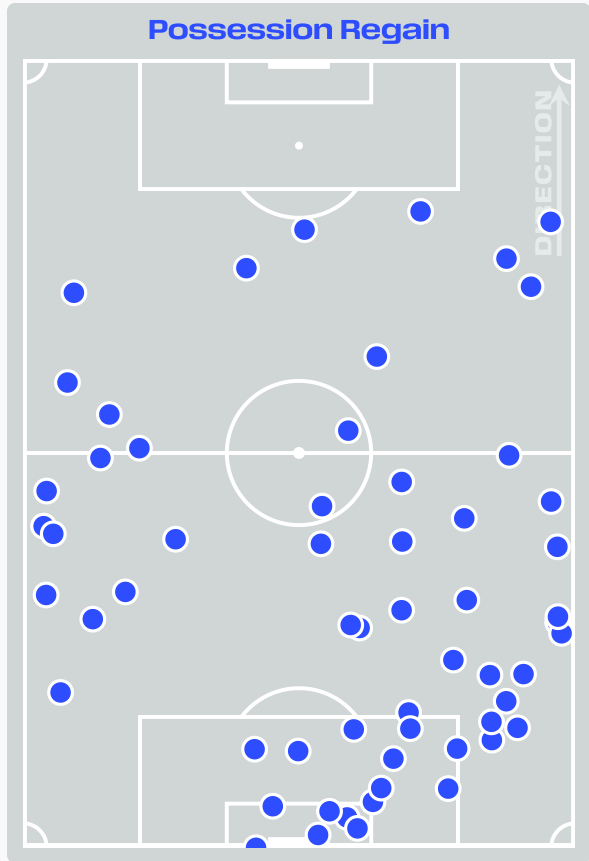
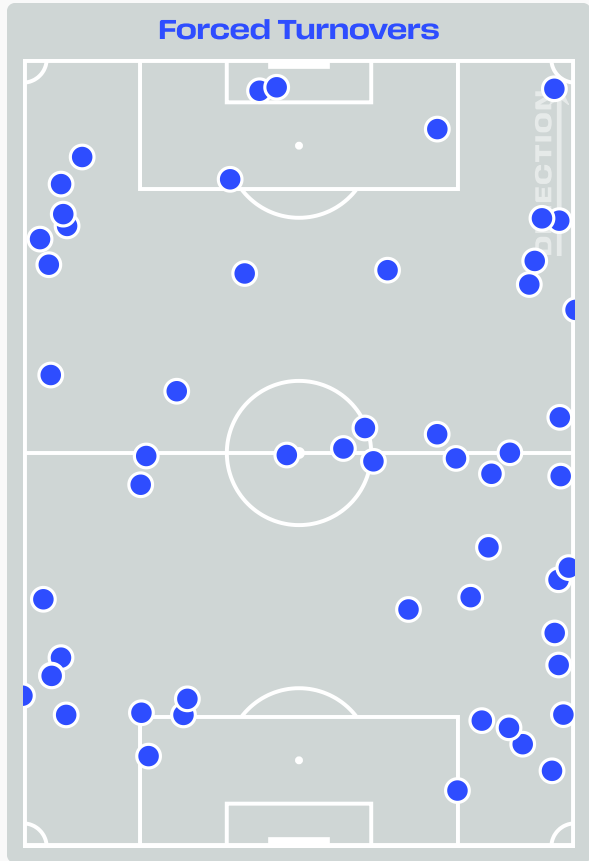
**Interceptions**

**35**

**Tackles**

**4.5**

**Possession Actions / Defensive Action**



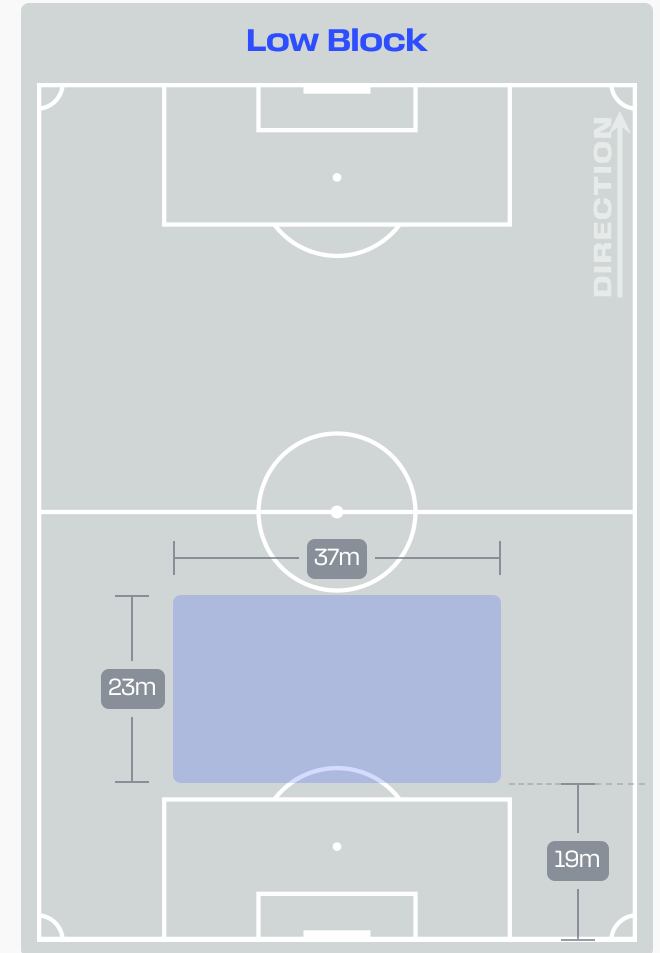
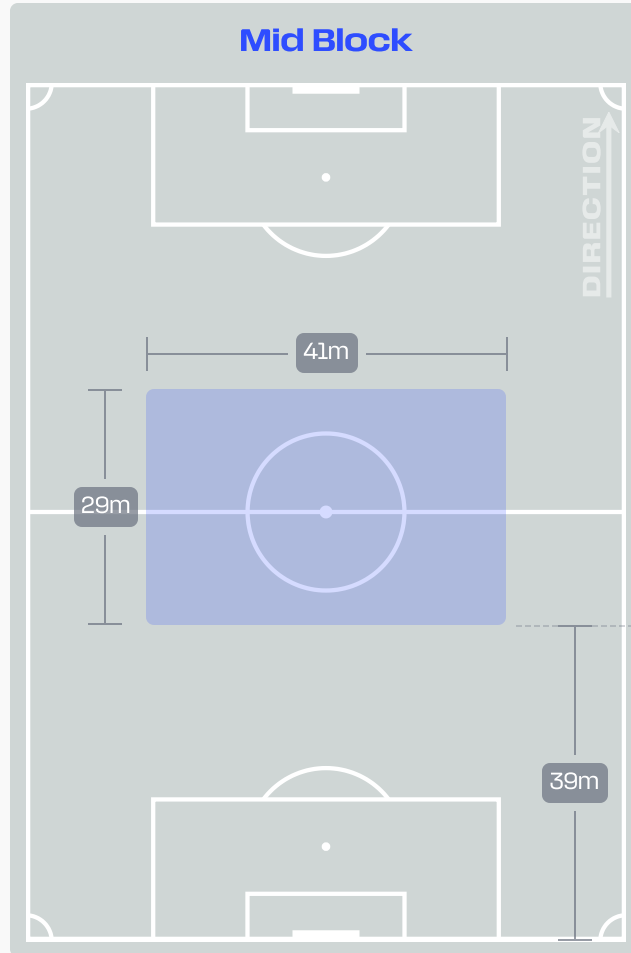
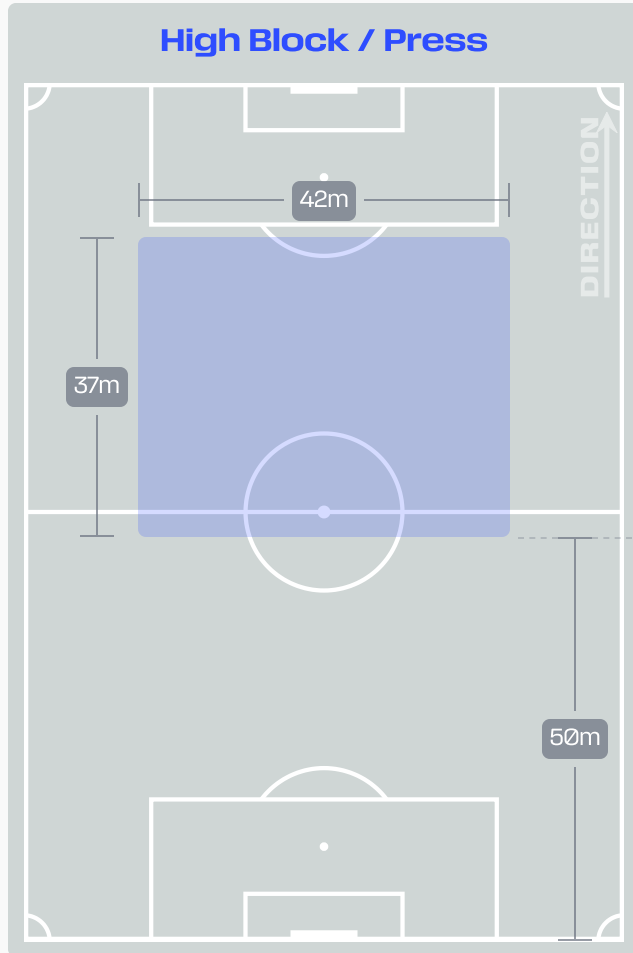
**Most Possession Regains**

**11**

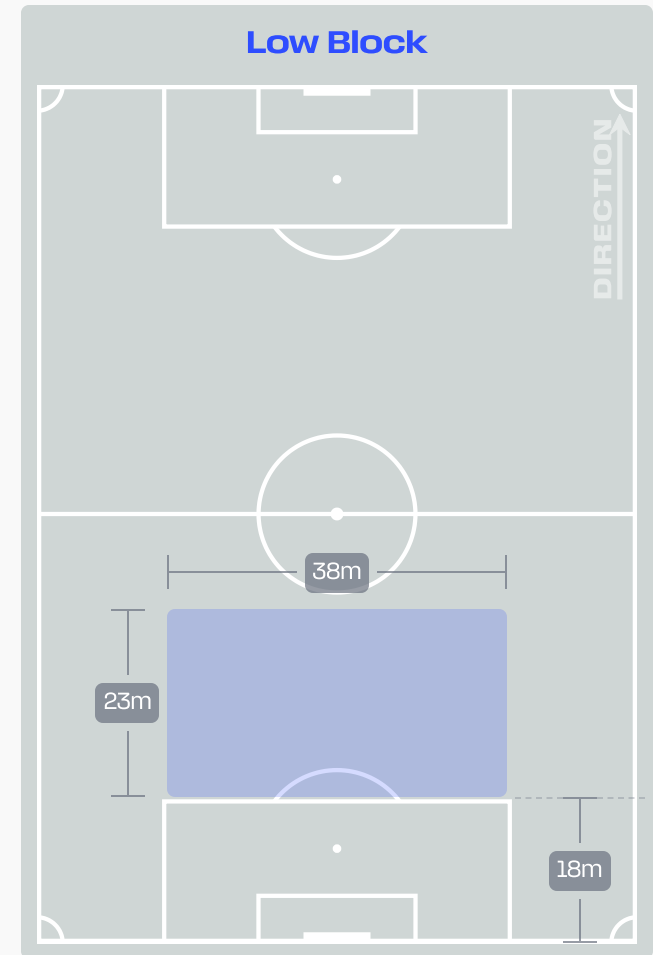
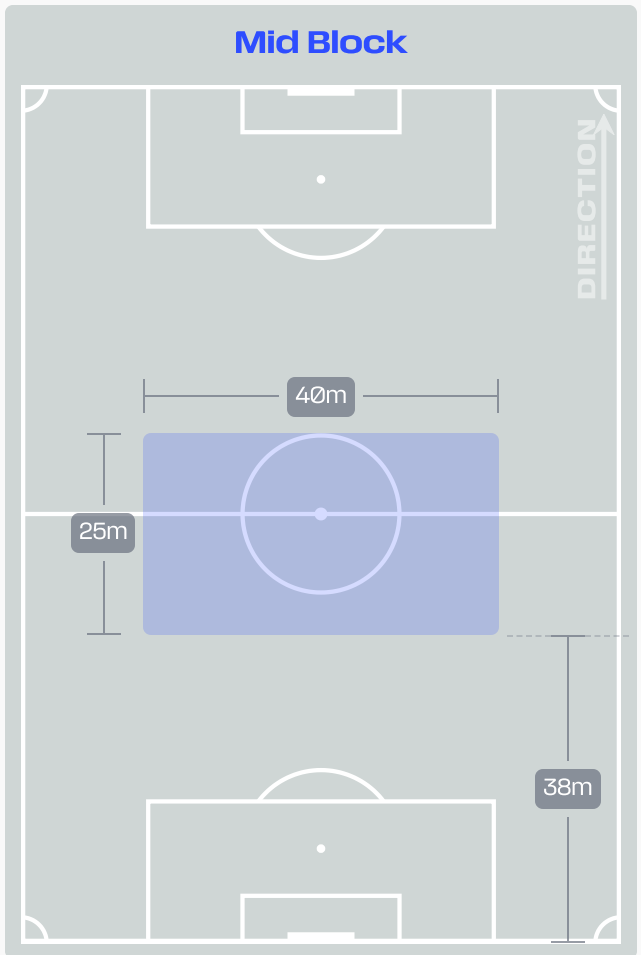
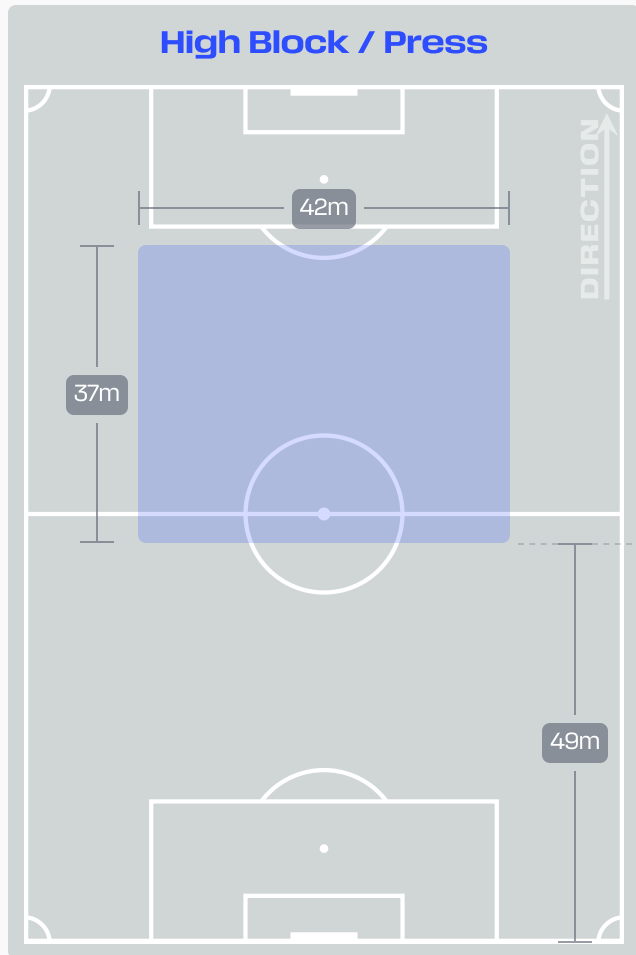
**Unai SIMON**  
GOALKEEPER

#	Player	Total Possession Regains
23	Unai SIMON	11
10	Dani OLMO	4
12	Pedro PORRO	8
14	Aymeric LAPORTE	3
15	Alex BAENA	6
16	RODRI	6
19	Lamine YAMAL	3
20	PEDRI	4
21	Mikel OYARZABAL	0
22	Pau CUBARSI	2
24	Marc CUCURELLA	6
6	Mikel MERINO	0
7	Ferran TORRES	1
8	Fabian RUIZ	0
26	Borja IGLESIAS	0

# Defensive Line Height & Team Length



# Defensive Line Height & Team Length

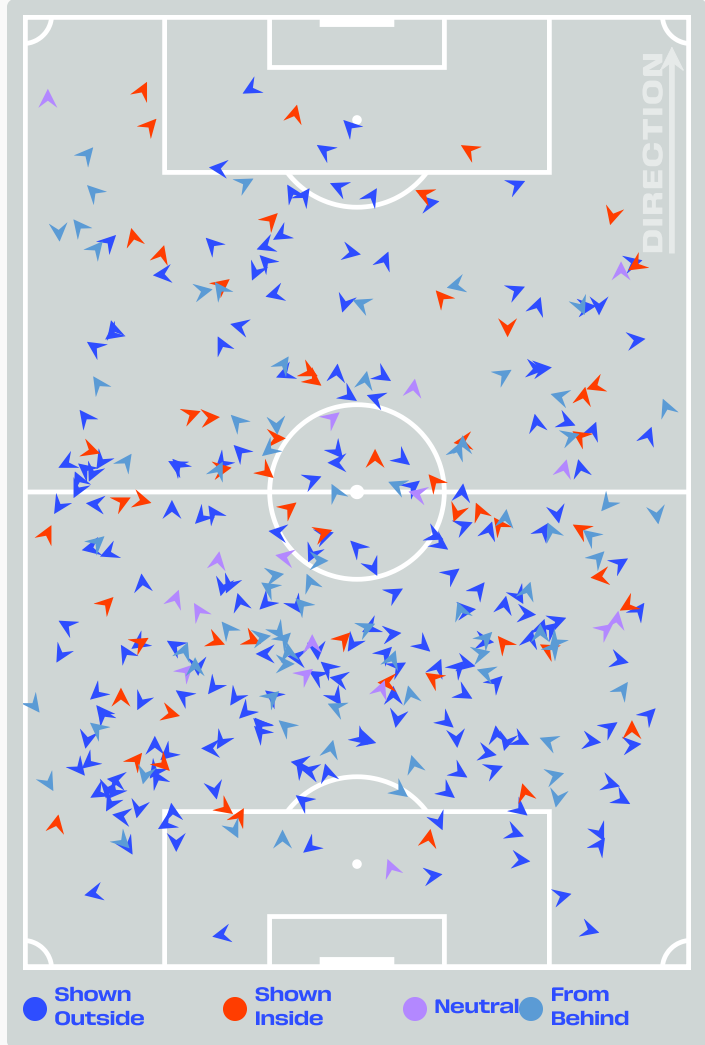


# Defensive Pressure



**Portugal**

**Spain**



342	Total Pressures	294
27	Direct Pressures	45
1.54s	Avg Pressure Duration	1.78s
43	Forced Turnovers	55
19.11s	Ball Recovery Time	13.75s
160	Pushing on into Pressing	113
297	Pushing on	217
57	Pressing Direction Inside	50
193	Pressing Direction Outside	180

**Most Direct Pressures**

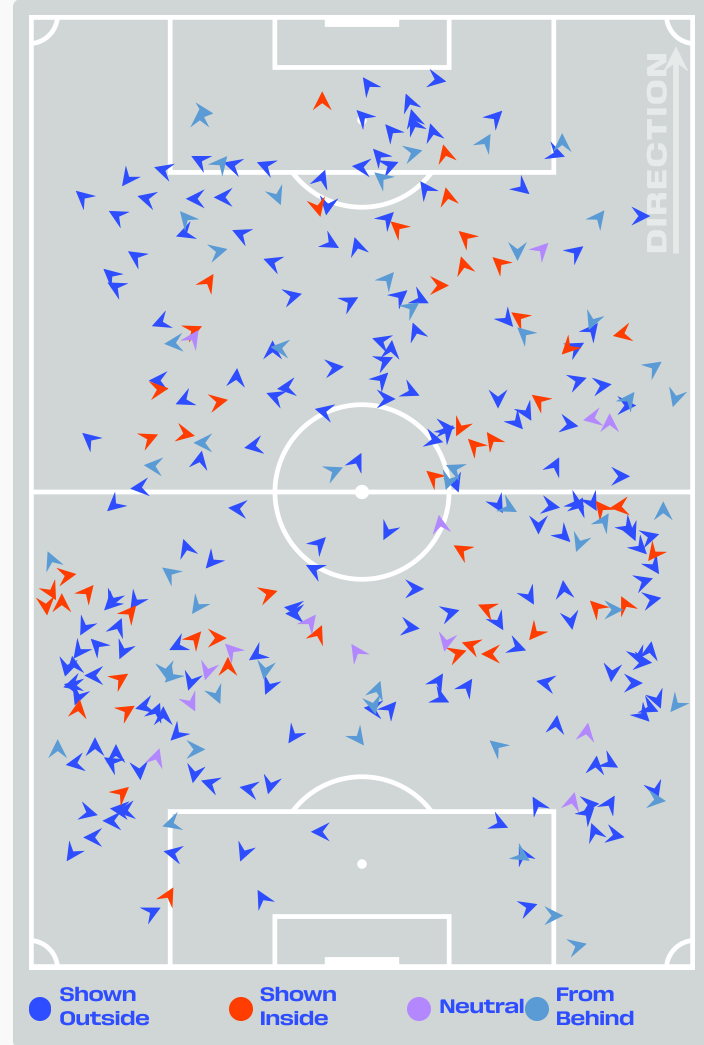
**4**

**JOAO FELIX**  
ATTACKING MIDFIELD LEFT

**Most Direct Pressures**

**10**

**Lamine YAMAL**  
RIGHT WINGER



# GOALKEEPING



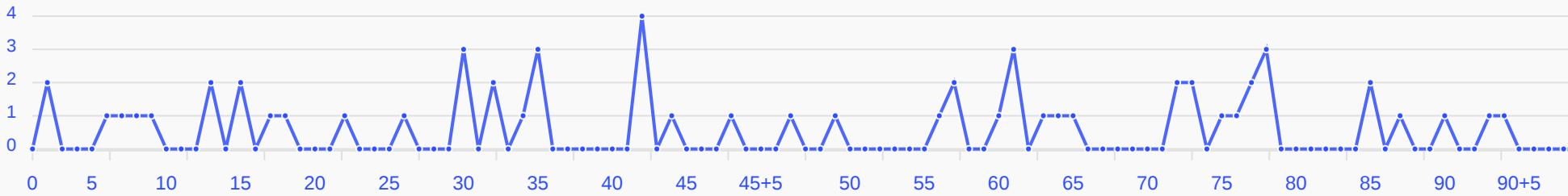
Portugal v Spain

# Goalkeeping Involvement



**Portugal**

### Portugal GK Involvement Timeline



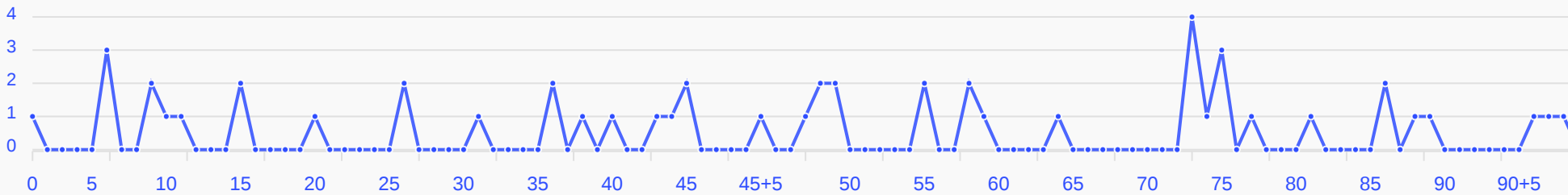
**58**

**Total Involvements**



**Spain**


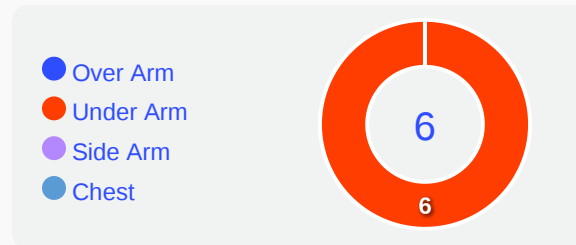
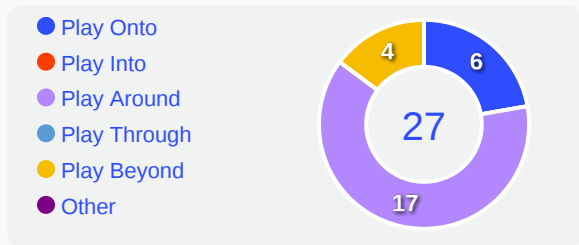
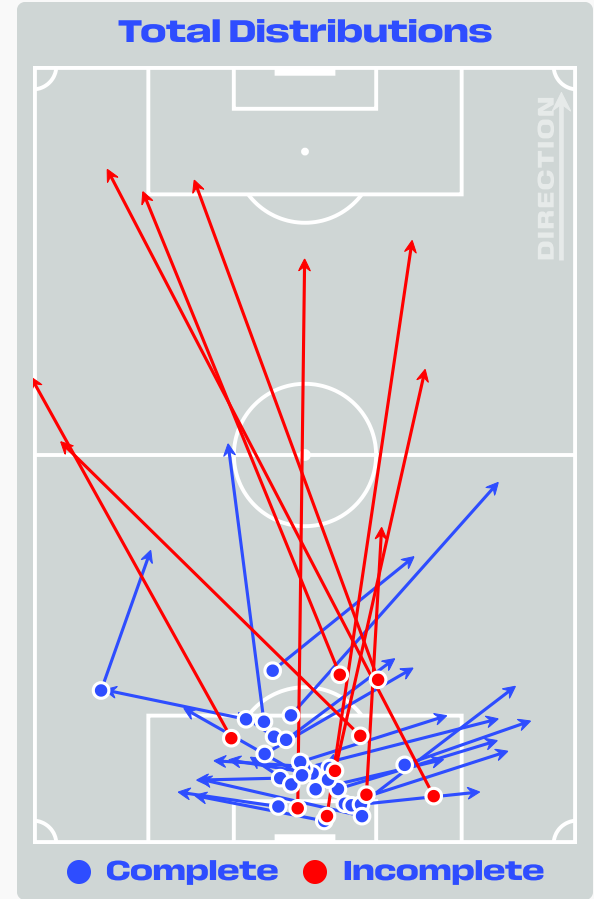
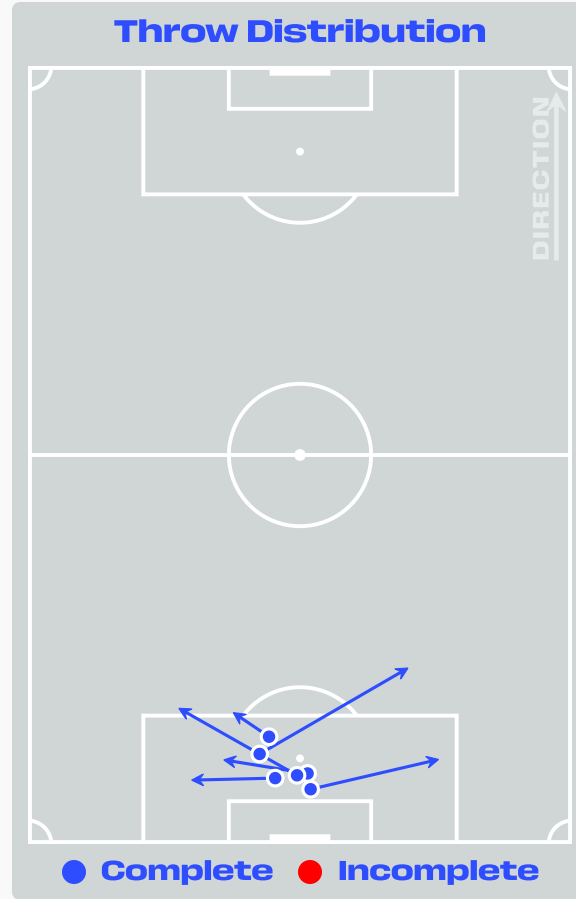
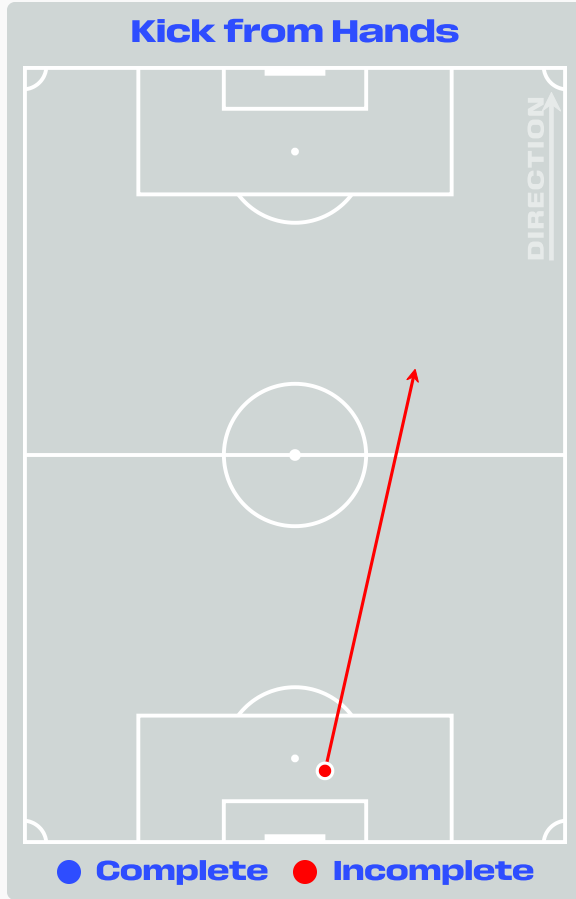
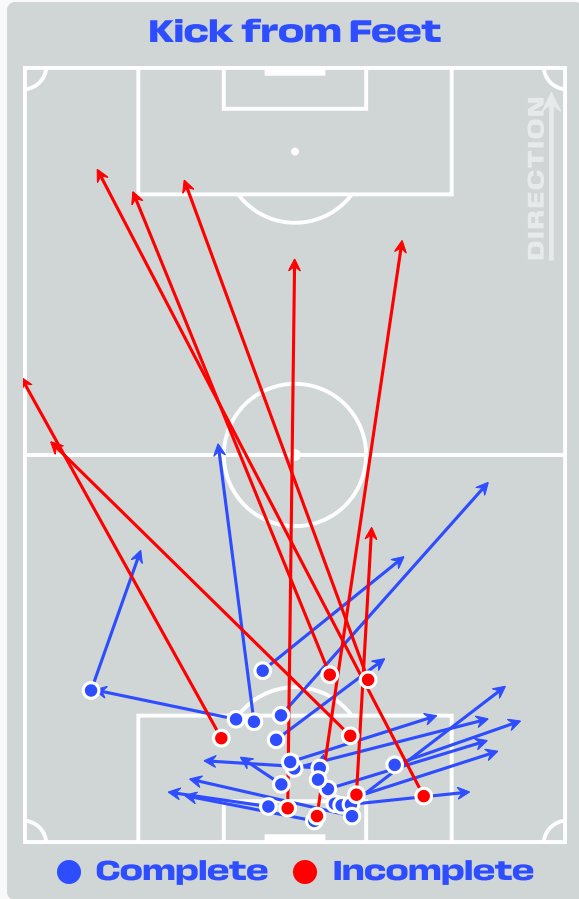
### Spain GK Involvement Timeline




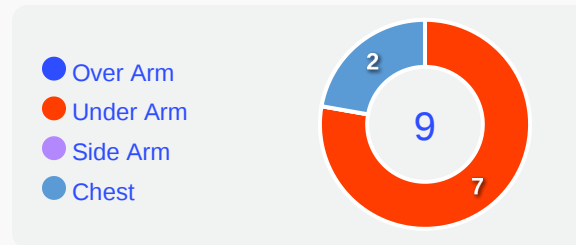
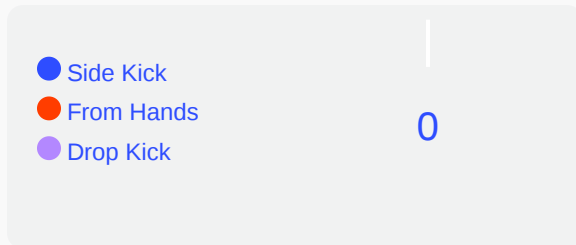
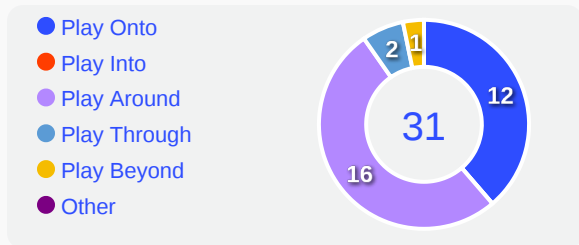
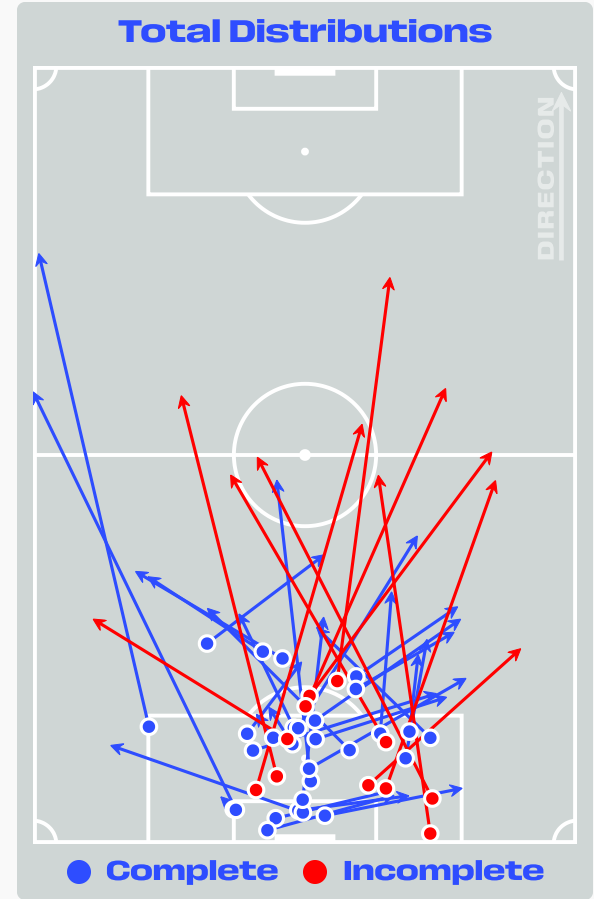
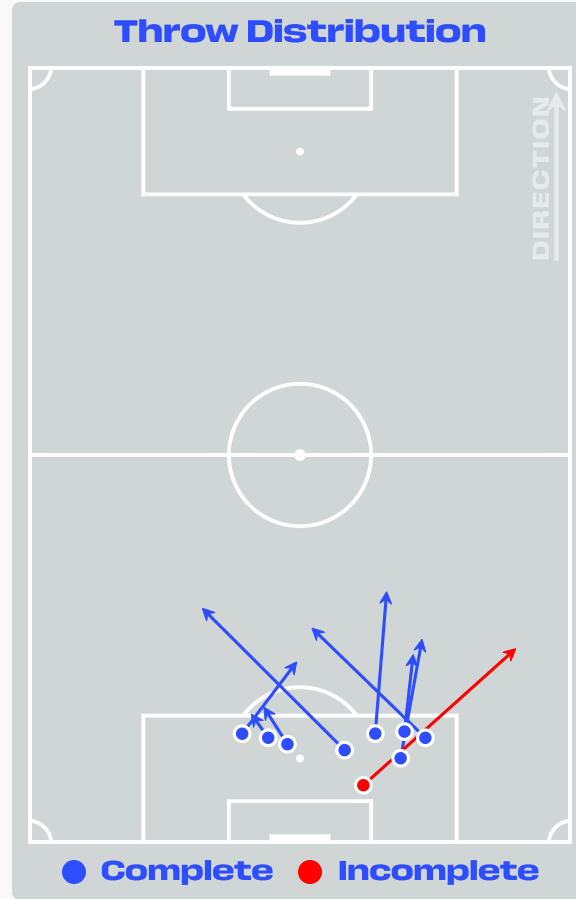
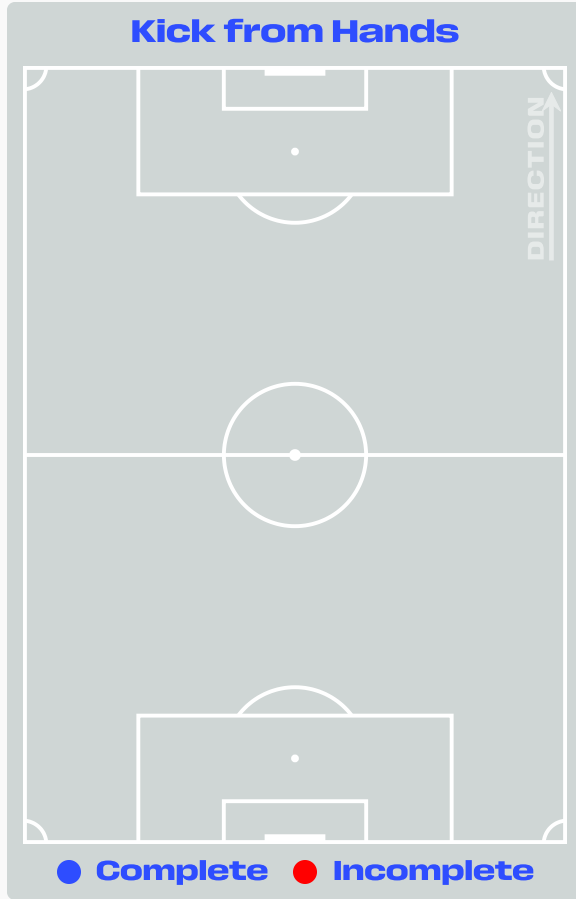
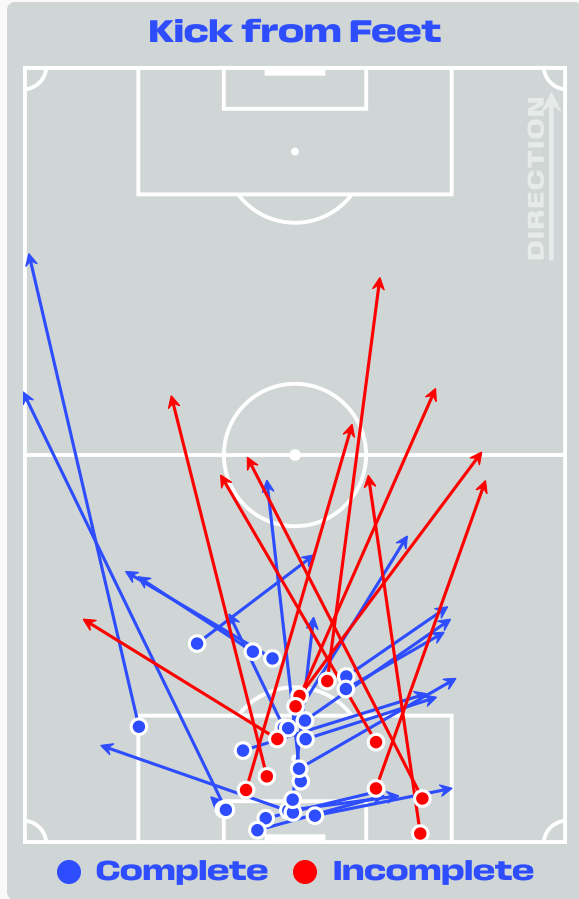
**55**

**Total Involvements**

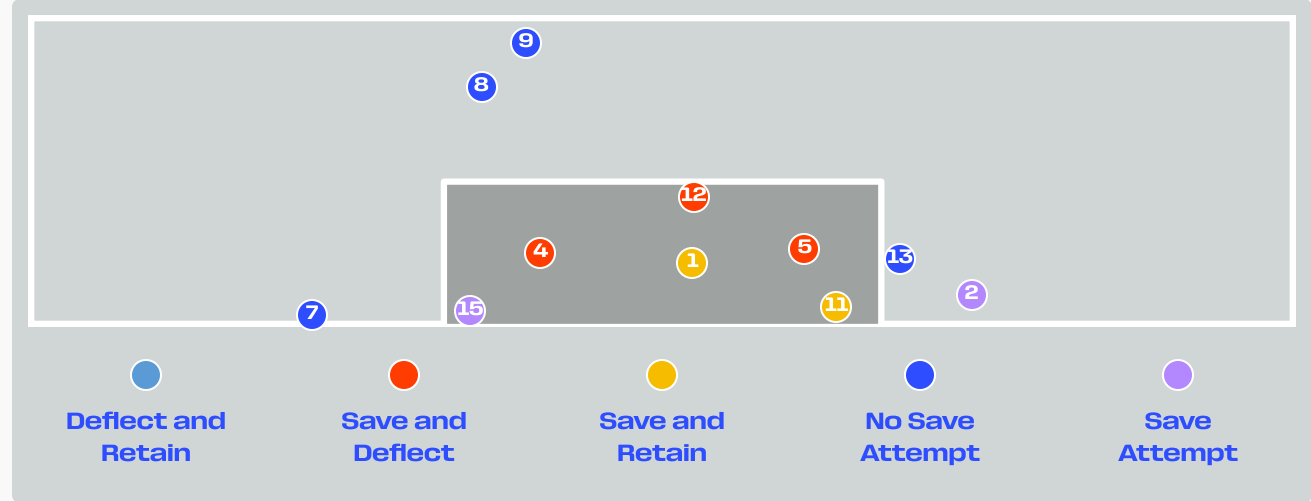
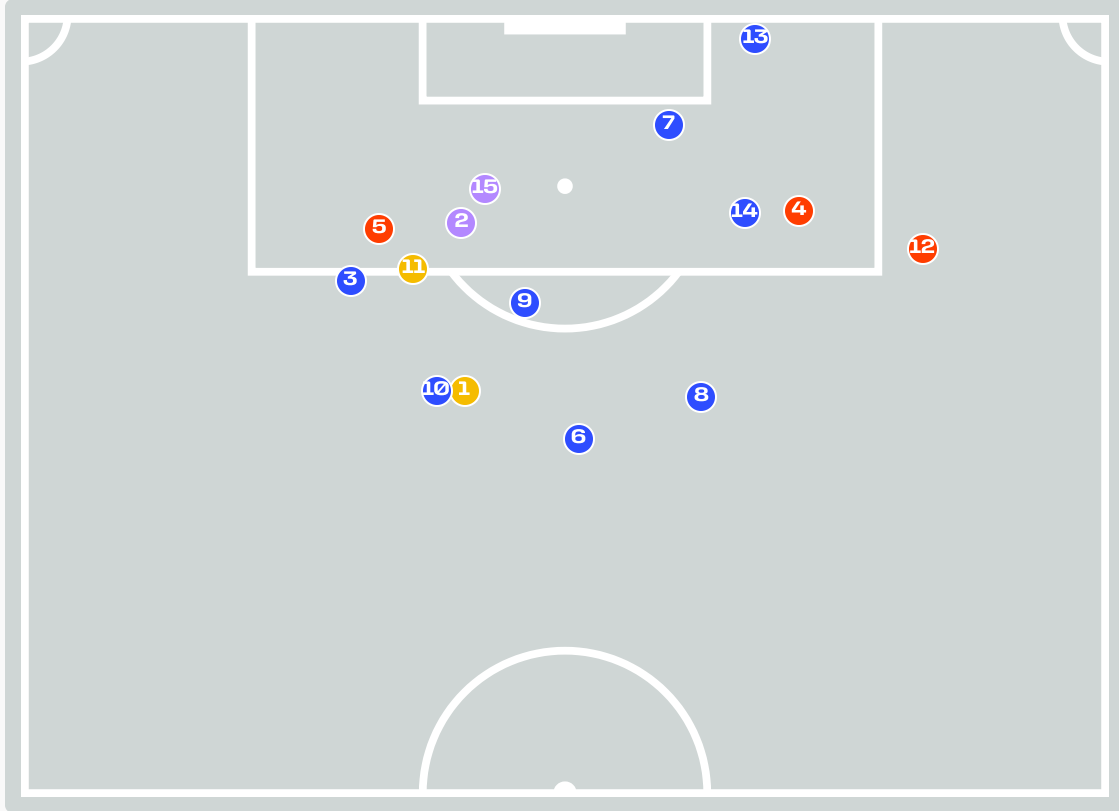
# Goalkeeping Distribution



# Goalkeeping Distribution

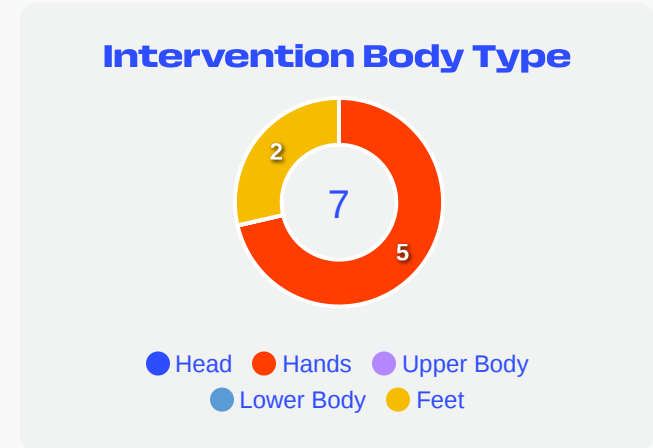
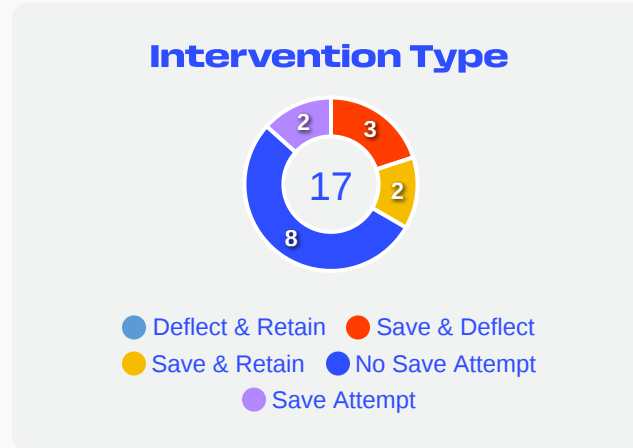


# Goal Prevention



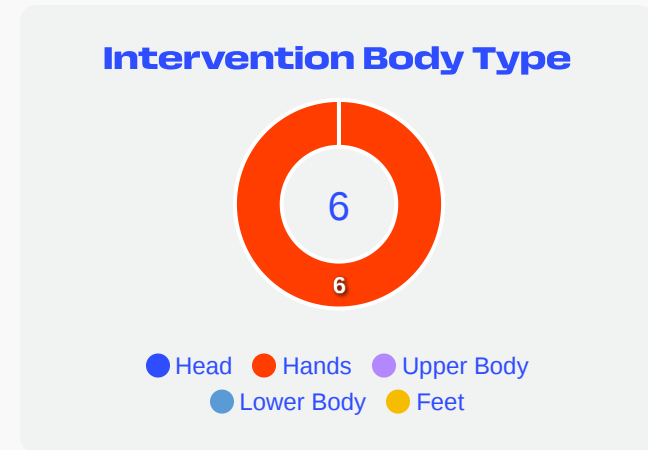
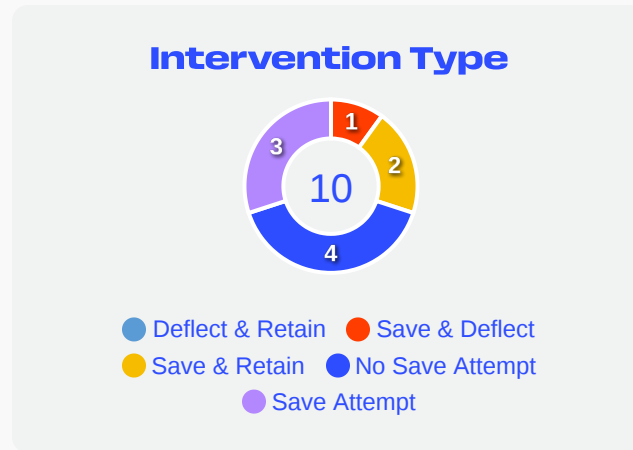
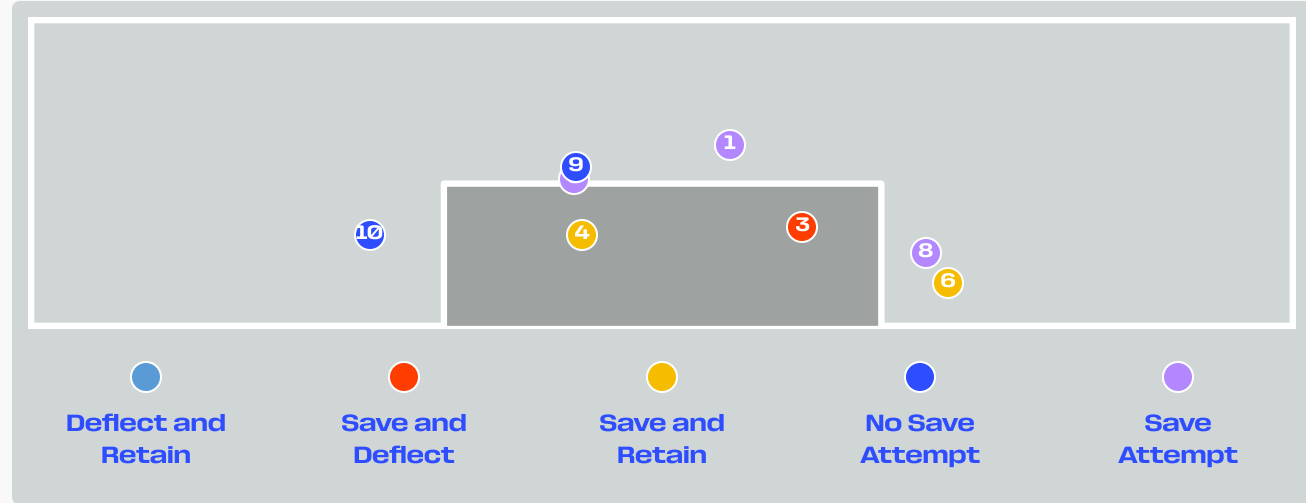
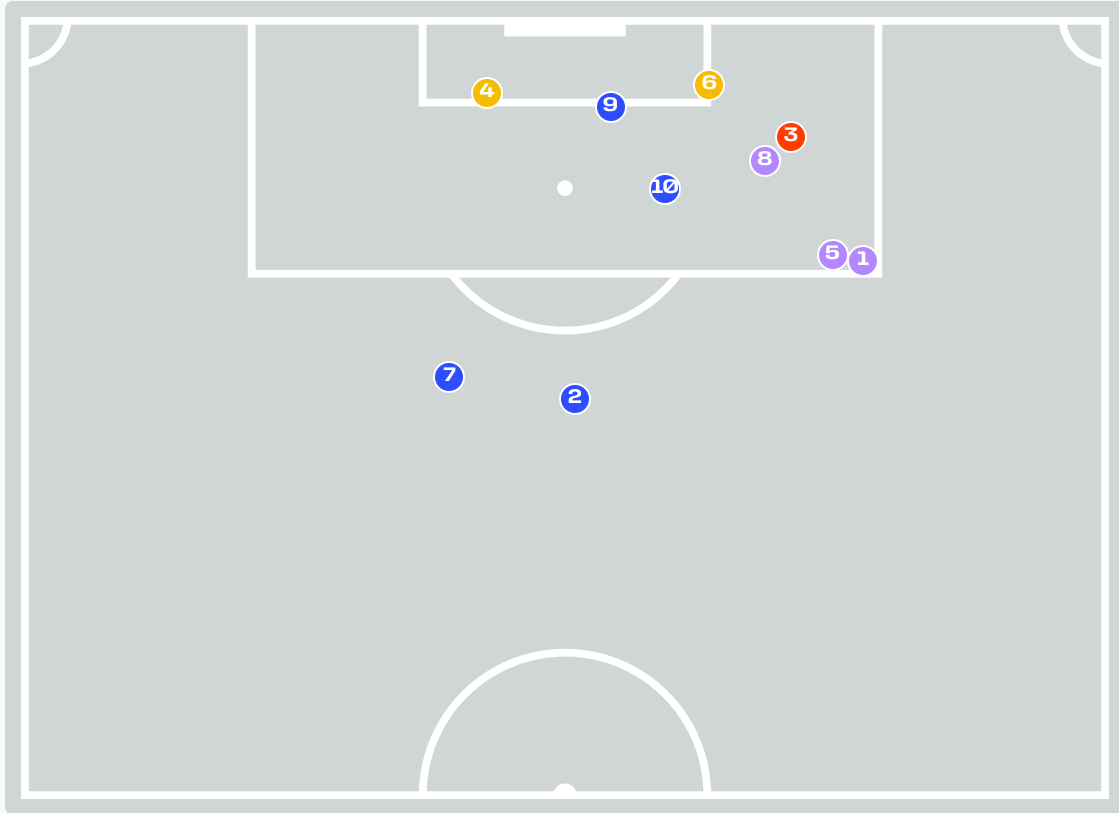
**15**  
Total Attempts on Goal Faced

**83**  
Save %



Total Attempts on Goal Faced	Total Goal Interventions	Save & Retain	Deflect & Retain	Save & Deflect	Save Attempt	No Save Attempt
15	5	2	0	3	2	8

# Goal Prevention

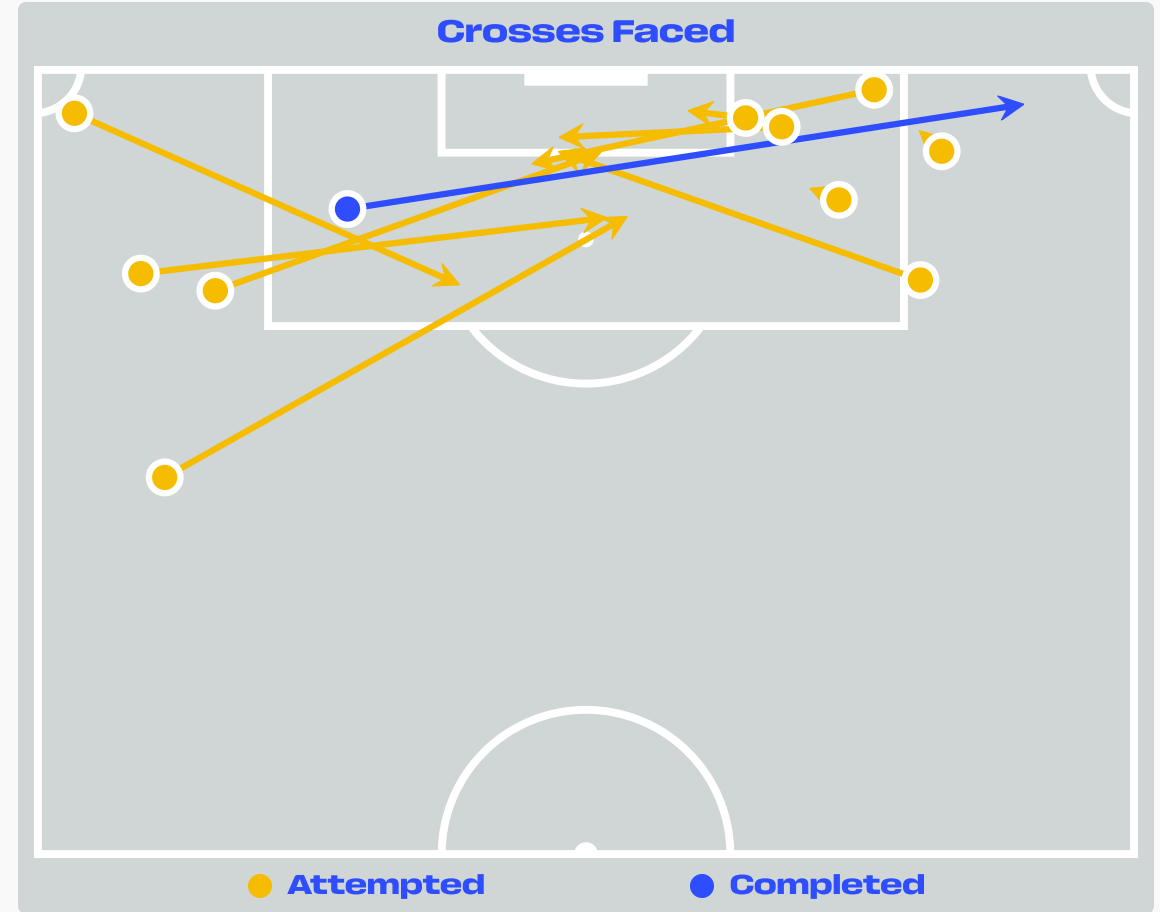

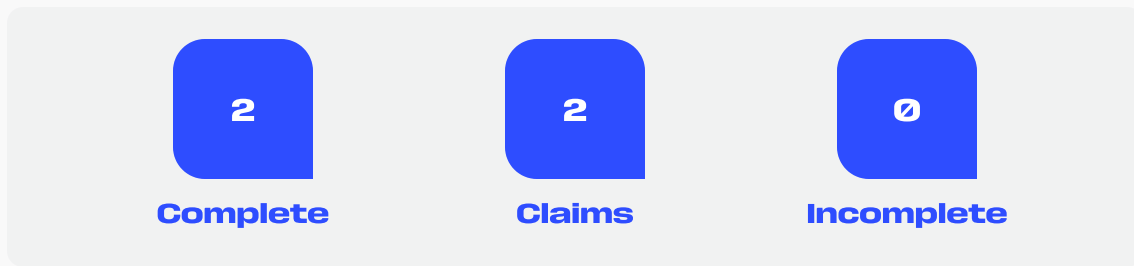


**10**  
Total Attempts on Goal Faced

**100**  
Save %

Total Attempts on Goal Faced	Total Goal Interventions	Save & Retain	Deflect & Retain	Save & Deflect	Save Attempt	No Save Attempt
10	3	2	0	1	3	4

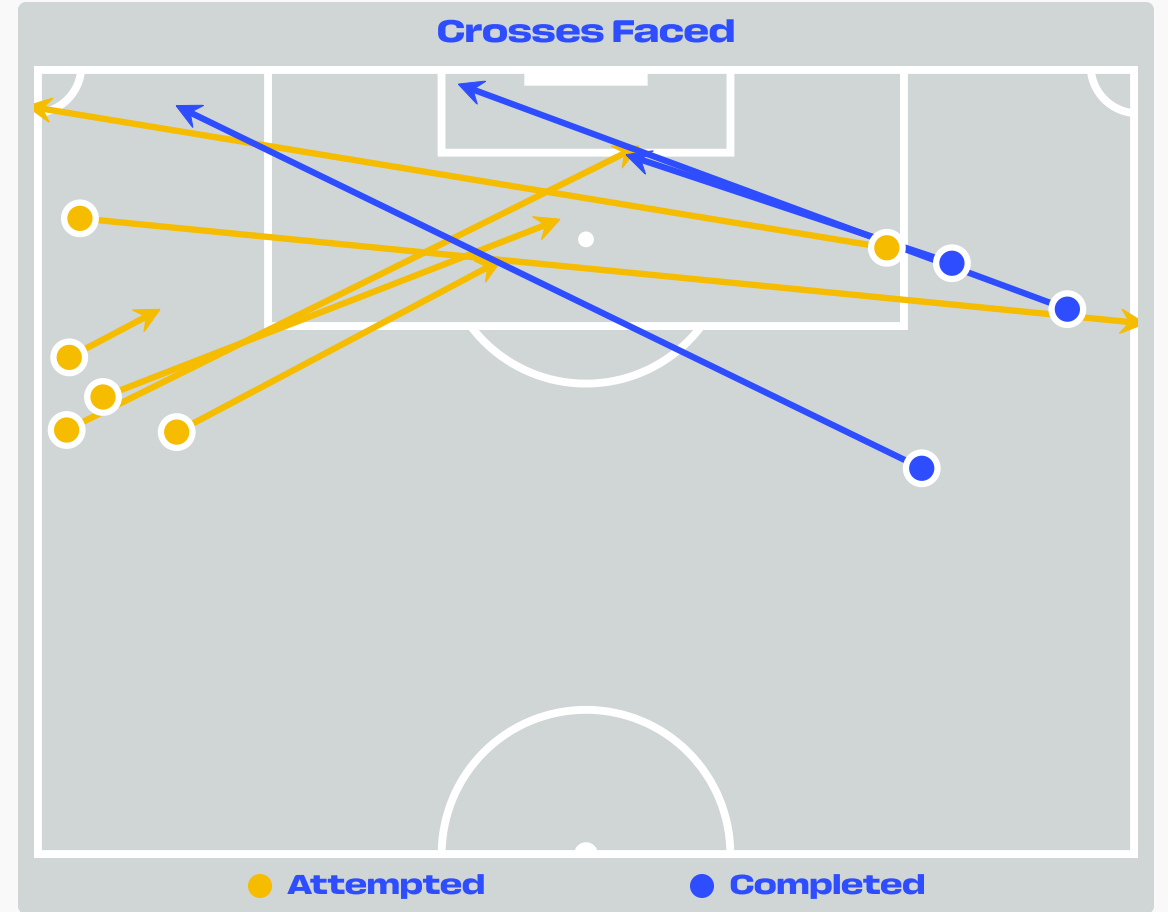


# Aerial Control



**Delivery Types Faced**

Total	In Swing	Out Swing	Driven	Lofted	Cutback	Push
18	10	1	0	1	2	4

# Aerial Control



**Delivery Types Faced**

Total	In Swing	Out Swing	Driven	Lofted	Cutback	Push
12	6	3	1	1	0	1

# SET PLAYS



Portugal v Spain

# Set Plays



**37**  
**Total Set Plays**

**14**  
**Total Free Kicks**

**0**  
**Total Penalties**

**3**  
**Total Corners**

**20**  
**Total Throw Ins**

Free Kicks	
Type	Total
Direct	13
Direct (on target)	0
Direct (off target)	0
Indirect	1

Corners			
Delivery Type	From Left Side	From Right Side	Total
Direct to Area	1	1	2
Short	0	1	1
Edge of Penalty Area	0	0	0

Corners	
Delivery Style	Total
Inswing	2
Outswing	0
Driven	0
Lofted	0

# Set Plays

**35**  
**Total Set Plays**

**11**  
**Total Free Kicks**

**0**  
**Total Penalties**

**7**  
**Total Corners**

**17**  
**Total Throw Ins**

Free Kicks	
Type	Total
Direct	9
Direct (on target)	1
Direct (off target)	0
Indirect	2

Corners			
Delivery Type	From Left Side	From Right Side	Total
Direct to Area	3	3	6
Short	0	1	1
Edge of Penalty Area	0	0	0

Corners	
Delivery Style	Total
Inswing	5
Outswing	1
Driven	0
Lofted	0

# INDIVIDUAL DATA IN POSSESSION



Portugal v Spain

## In Possession - Distributions



#	Player	Passes Attempted	Passes Completed	Pass Completion %	Switches of Play	Crosses Attempted	Crosses Completed	Line Breaks Attempted	Line Breaks Completed	Line Break Completion %	Ball Progressions	Take Ons	Step Ins	Attempts at Goal	Goals
1	DIOGO COSTA	34	25	74%	1	0	0	10	2	20%	0	0	0	0	0
3	RUBEN DIAS	48	40	83%	1	0	0	17	13	76%	0	0	0	0	0
7	CRISTIANO RONALDO	12	10	83%	0	0	0	3	3	100%	1	0	1	3	0
8	BRUNO FERNANDES	54	42	78%	4	4	2	20	15	75%	4	3	1	1	0
11	JOAO FELIX	22	16	73%	0	0	0	4	3	75%	2	2	0	0	0
13	RENATO VEIGA	61	55	90%	1	0	0	15	13	87%	2	0	2	0	0
15	JOAO NEVES	38	34	89%	0	0	0	8	6	75%	2	2	0	1	0
18	PEDRO NETO	27	23	85%	0	2	1	8	6	75%	4	3	1	1	0
20	JOAO CANCELO	29	23	79%	0	0	0	10	7	70%	2	2	0	1	0
23	VITINHA	47	41	87%	2	0	0	13	11	85%	3	2	1	1	0
25	NUNO MENDES	31	25	81%	3	3	0	14	9	64%	4	3	1	1	0
2	NELSON SEMEDO	18	16	89%	0	1	0	7	5	71%	2	2	0	0	0
5	DIOGO DALOT	10	7	70%	0	0	0	3	2	67%	0	0	0	0	0
10	BERNARDO SILVA	12	11	92%	0	0	0	3	3	100%	1	0	1	1	0
17	RAFAEL LEAO	9	5	56%	0	1	0	5	3	60%	7	6	1	0	0
26	FRANCISCO CONCEICAO	7	5	71%	0	1	1	1	1	100%	2	2	0	0	0

# In Possession - Offers & Receptions



			Offer movement types						
#	Player	Total Offers	In Front	In Between	Out to In	In to Out	In Behind	No Movement	Offers Received
1	DIOGO COSTA	13	0	0	0	0	0	13	6
3	RUBEN DIAS	8	3	0	0	0	0	5	3
7	CRISTIANO RONALDO	19	2	7	0	0	9	1	3
8	BRUNO FERNANDES	42	10	7	1	4	10	10	17
11	JOAO FELIX	32	3	6	1	2	14	6	7
13	RENATO VEIGA	9	0	0	0	0	0	9	6
15	JOAO NEVES	30	9	6	0	3	7	5	9
18	PEDRO NETO	37	2	0	0	2	13	20	9
20	JOAO CANCELO	25	6	4	1	1	4	9	9
23	VITINHA	40	25	7	0	5	2	1	21
25	NUNO MENDES	10	0	0	0	0	3	7	3
2	NELSON SEMEDO	10	8	0	0	0	1	1	6
5	DIOGO DALOT	14	3	3	0	1	4	3	3
10	BERNARDO SILVA	6	3	1	0	1	0	1	4
17	RAFAEL LEAO	9	2	1	0	0	2	4	2
26	FRANCISCO CONCEICAO	11	1	2	0	0	3	5	2

## In Possession - Distributions

#	Player	Passes Attempted	Passes Completed	Pass Completion %	Switches of Play	Crosses Attempted	Crosses Completed	Line Breaks Attempted	Line Breaks Completed	Line Break Completion %	Ball Progressions	Take Ons	Step Ins	Attempts at Goal	Goals
23	Unai SIMON	40	29	72%	0	0	0	18	8	44%	0	0	0	0	0
10	Dani OLMO	41	35	85%	0	1	0	17	14	82%	5	2	3	2	0
12	Pedro PORRO	48	45	94%	0	2	0	17	14	82%	2	2	0	1	0
14	Aymeric LAPORTE	39	37	95%	0	0	0	9	9	100%	0	0	0	0	0
15	Alex BAENA	35	28	80%	2	8	0	12	8	67%	3	1	2	3	0
16	RODRI	91	85	93%	0	1	0	24	23	96%	1	0	1	1	0
19	Lamine YAMAL	31	25	81%	1	4	0	12	9	75%	9	8	1	3	0
20	PEDRI	59	55	93%	0	0	0	18	16	89%	4	0	4	1	0
21	Mikel OYARZABAL	22	21	95%	0	0	0	2	2	100%	1	0	1	2	0
22	Pau CUBARSI	75	70	93%	0	0	0	29	25	86%	3	0	3	0	0
24	Marc CUCURELLA	43	41	95%	2	1	1	12	10	83%	0	0	0	0	0
6	Mikel MERINO	5	4	80%	0	0	0	2	2	100%	0	0	0	1	1
7	Ferran TORRES	12	9	75%	0	1	0	3	1	33%	1	1	0	1	0
8	Fabian RUIZ	7	6	86%	0	0	0	3	2	67%	0	0	0	0	0
26	Borja IGLESIAS	0	0	0%	0	0	0	0	0	0%	0	0	0	0	0



# INDIVIDUAL DATA OUT OF POSSESSION



Portugal v Spain

## Out of Possession



#	Player	Tackles Made / Won	Blocks	Interceptions	Pressing Direct	Pressing Indirect	Duels Won - Aerial	Duels Won - Physical	Possession Contests won	Clearances	Loose Ball Receptions	Pushing On	Pushing On into Pressing	Possession Regains	Possession Interrupted
1	DIOGO COSTA	0 / 0	0	0	0	0	0	0	0	0	4	0	0	8	0
3	RUBEN DIAS	0 / 0	2	1	1	9	1	0	1	4	1	22	6	4	1
7	CRISTIANO RONALDO	1 / 0	0	0	1	13	0	0	0	1	2	9	5	0	1
8	BRUNO FERNANDES	3 / 0	1	0	3	78	1	0	1	2	9	60	43	2	1
11	JOAO FELIX	4 / 3	3	1	4	34	1	0	1	0	3	19	15	6	0
13	RENATO VEIGA	1 / 1	3	6	3	9	2	0	2	2	6	20	7	9	4
15	JOAO NEVES	5 / 2	2	0	4	40	1	0	1	1	4	47	21	3	4
18	PEDRO NETO	3 / 0	0	2	2	23	1	0	2	0	6	20	13	3	1
20	JOAO CANCELO	1 / 0	2	0	3	14	1	0	1	3	3	18	8	1	1
23	VITINHA	1 / 0	0	2	0	49	0	0	0	0	8	39	18	2	0
25	NUNO MENDES	4 / 4	2	2	3	11	0	0	0	0	5	14	7	7	1
2	NELSON SEMEDO	1 / 0	1	1	1	18	0	0	0	4	1	9	7	3	2
5	DIOGO DALOT	2 / 1	0	0	1	0	0	0	0	0	3	8	1	1	0
10	BERNARDO SILVA	0 / 0	0	0	1	8	0	0	1	0	1	9	6	0	0
17	RAFAEL LEAO	0 / 0	0	0	0	3	0	0	0	0	0	1	1	0	0
26	FRANCISCO CONCEICAO	0 / 0	1	0	0	6	0	0	0	0	2	2	2	1	0



# INDIVIDUAL DATA PHYSICAL



Portugal v Spain

## Physical Data



#	Player	Total Distance (m)	Zone 1: 0-7 km/h (m)	Zone 2: 7-15 km/h (m)	Zone 3: 15-20 km/h (m)	Zone 4: 20-25 km/h (m)	Zone 5: 25+ km/h (m)	High Speed Runs (Zone 3)	Sprints (Zone 4 & 5)	Top Speed (km/h)
1	DIOGO COSTA	5224.9	4093.3	956.0	134.2	28.0	13.4	12.0	3.0	26.7
3	RUBEN DIAS	11311.7	4225.5	5273.3	1354.3	351.4	107.2	116.0	27.0	31.1
7	CRISTIANO RONALDO	9059.4	4245.3	3548.4	764.4	342.3	159.1	74.0	30.0	29.4
8	BRUNO FERNANDES	11577.0	4117.5	4906.7	1612.6	683.7	256.5	139.0	51.0	32.0
11	JOAO FELIX	8253.1	2960.0	3394.2	1186.6	513.0	199.3	106.0	37.0	32.7
13	RENATO VEIGA	9905.6	4339.4	4007.2	1133.8	365.9	59.3	100.0	34.0	28.6
15	JOAO NEVES	11853.0	3618.7	5871.1	1652.1	538.3	172.7	142.0	42.0	30.6
18	PEDRO NETO	8681.8	3750.2	3104.8	1073.7	427.5	325.5	82.0	36.0	34.8
20	JOAO CANCELO	8150.6	3347.2	3401.9	822.9	401.6	177.0	68.0	33.0	30.7
23	VITINHA	10255.5	3075.5	4735.4	1686.0	627.5	131.1	147.0	47.0	29.3
25	NUNO MENDES	5341.9	2236.0	2217.6	552.4	167.1	168.8	48.0	19.0	32.6
2	NELSON SEMEDO	3937.0	1693.7	1591.5	366.3	192.6	92.9	34.0	13.0	33.1
5	DIOGO DALOT	2928.5	1135.6	1042.3	425.6	268.6	56.3	33.0	19.0	32.4
10	BERNARDO SILVA	1986.8	558.3	807.3	459.8	153.4	8.0	34.0	13.0	26.2
17	RAFAEL LEAO	2524.0	1287.4	759.3	299.9	81.6	95.9	23.0	7.0	34.6
26	FRANCISCO CONCEICAO	1832.8	601.3	771.0	259.2	176.7	24.5	24.0	12.0	27.0

## Physical Data



#	Player	Total Distance (m)	Zone 1: 0-7 km/h (m)	Zone 2: 7-15 km/h (m)	Zone 3: 15-20 km/h (m)	Zone 4: 20-25 km/h (m)	Zone 5: 25+ km/h (m)	High Speed Runs (Zone 3)	Sprints (Zone 4 & 5)	Top Speed (km/h)
23	Unai SIMON	5970.3	4828.4	979.4	137.0	25.4	0	13.0	3.0	24.6
10	Dani OLMO	10083.5	3226.2	4555.0	1574.7	658.5	69.2	153.0	49.0	29.7
12	Pedro PORRO	10367.8	4453.4	3804.2	1166.3	607.1	336.7	108.0	52.0	32.7
14	Aymeric LAPORTE	9951.5	4308.7	4269.1	979.8	353.7	40.1	88.0	29.0	27.0
15	Alex BAENA	8317.8	3237.8	3213.0	1128.0	496.2	242.9	94.0	41.0	32.3
16	RODRI	12341.4	3968.9	5620.2	2003.5	572.6	176.2	160.0	39.0	31.5
19	Lamine YAMAL	9559.6	4669.5	3247.5	945.5	440.1	256.9	88.0	38.0	31.3
20	PEDRI	10814.0	3099.7	4991.0	1880.3	659.7	183.3	157.0	50.0	30.5
21	Mikel OYARZABAL	10229.7	4110.6	3745.2	1417.1	709.1	247.8	112.0	52.0	32.2
22	Pau CUBARSI	10632.5	4502.5	4307.9	1130.9	547.0	144.3	100.0	42.0	28.0
24	Marc CUCURELLA	10695.7	4292.6	4232.6	1298.2	656.5	215.7	110.0	45.0	32.2
6	Mikel MERINO	1880.7	477.0	811.8	516.7	75.2	0	46.0	6.0	23.9
7	Ferran TORRES	2648.7	1111.6	920.9	322.4	210.1	83.6	25.0	18.0	33.6
8	Fabian RUIZ	1637.4	591.0	619.8	370.4	56.1	0	22.0	5.0	23.8
26	Borja IGLESIAS	251.6	44.0	112.3	56.6	24.0	14.7	6.0	2.0	29.3



TM