



## **Brazil 1 - 2 Norway**

Round of 16 - Match 91

05 July 2026

16:00 Kick Off

New York/New Jersey Stadium

# **POST MATCH SUMMARY REPORT**

# Match Summary - Teams



1 - 2

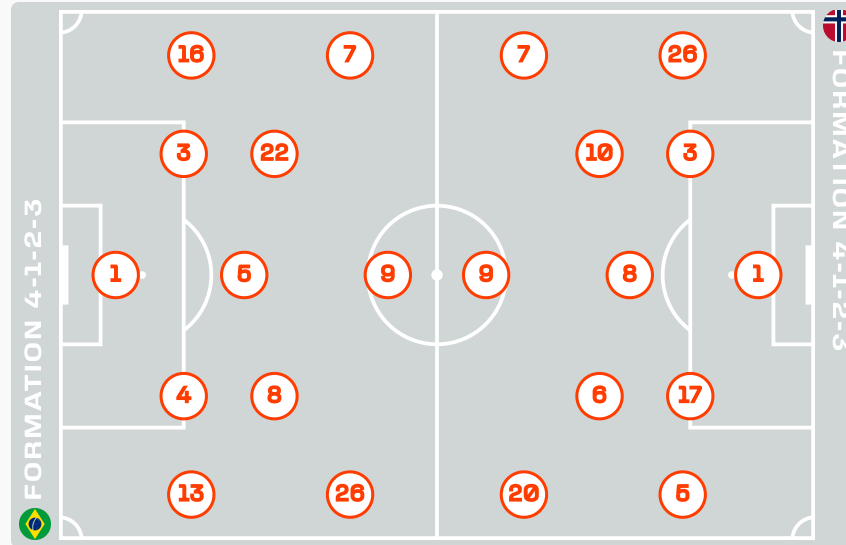


## STARTING

- 1 GK ALISSON
- 3 DF GABRIEL MAGALHAES
- 4 DF MARQUINHOS
- 5 MF CASEMIRO
- 7 FW VINICIUS JUNIOR
- 8 MF BRUNO GUIMARAES ↓ 79'
- 9 FW MATHEUS CUNHA ↓ 58'
- 13 DF DANILO
- 16 DF DOUGLAS SANTOS
- 22 FW GABRIEL MARTINELLI ↓ 67'
- 26 FW RAVAN ↓ 67'

## SUBSTITUTES

- 12 GK WEVERTON
- 23 GK EDERSON
- 2 MF EDERSON SILVA ↑ 79'
- 6 DF ALEX SANDRO
- 10 FW NEYMAR JR ↑ 67' 🟡 96' ⚽ 90+10'
- 11 FW RAPHINHA
- 14 DF BREMER
- 15 DF LEO PEREIRA
- 17 MF FABINHO
- 18 MF DANILO SANTOS ↑ 67'
- 19 FW ENDRICK ↑ 58'
- 20 MF LUCAS PAQUETA
- 21 FW LUIZ HENRIQUE
- 24 DF ROGER IBANEZ
- 25 FW IGOR THIAGO



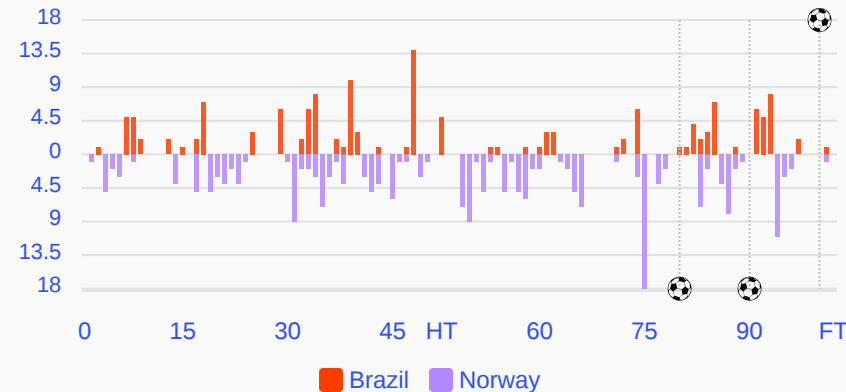
## STARTING

- Orjan NVLAND GK 1
- Kristoffer AJER DF 3
- ↓ 90+5' David MOLLER WOLFE DF 5
- Patrick BERG MF 6
- ↓ 45' Alexander SORLOTH FW 7
- Sander BERGE MF 8
- ⚽ 90' ⚽ 80' Erling HAALAND FW 9
- Martin ODEGAARD MF 10
- Torbjorn HEGGEM DF 17
- ↓ 45' Antonio NUSA FW 20
- ↓ 63' Julian RYERSON FW 26

## SUBSTITUTES

- Sander TANGVIK GK 12
- Egil SELVIK GK 13
- Morten THORSBY MF 2
- ↑ 90+5' Leo OSTIGARD DF 4
- Jorgen STRAND LARSEN FW 11
- ↑ 63' Fredrik AURSNES MF 14
- Fredrik Andre BJORKAN DF 15
- Marcus HOLMGREN PEDERSEN DF 16
- Kristian THORSTVEDT MF 18
- Thelo AASGAARD MF 19
- ↑ 45' Andreas SCHJELDERUP MF 21
- ↑ 45' Oscar BOBB MF 22
- Jens Petter HAUGE MF 23
- Sondre LANGAS DF 24
- Henrik FALCHENER DF 25

Distribution in the Final Third



# Match Summary - Key Statistics



**1** — **2**



## Possession

Total	32.1%	7.2%	60.7%	Total
1	Goals			2
2.57	xG (Expected Goals)			1.41
14 (4)	Attempts at Goal (On Target)			9 (5)
347 (298)	Total Passes (Complete)			683 (627)
86 %	Pass Completion %			92 %
73	Completed Line Breaks			125
12	Defensive Line Breaks			7
129	Receptions in the Final Third			178
16	Crosses			17
30	Ball Progressions			28
401 (69)	Defensive Pressures Applied (Direct Pressures)			185 (23)
38	Forced Turnovers			28
59	Second Balls			68
113.3 km	Total Distance Covered			120.5 km
5.5 km	Zone 4 - Low Speed Sprinting: 20-25 km/h			5.4 km



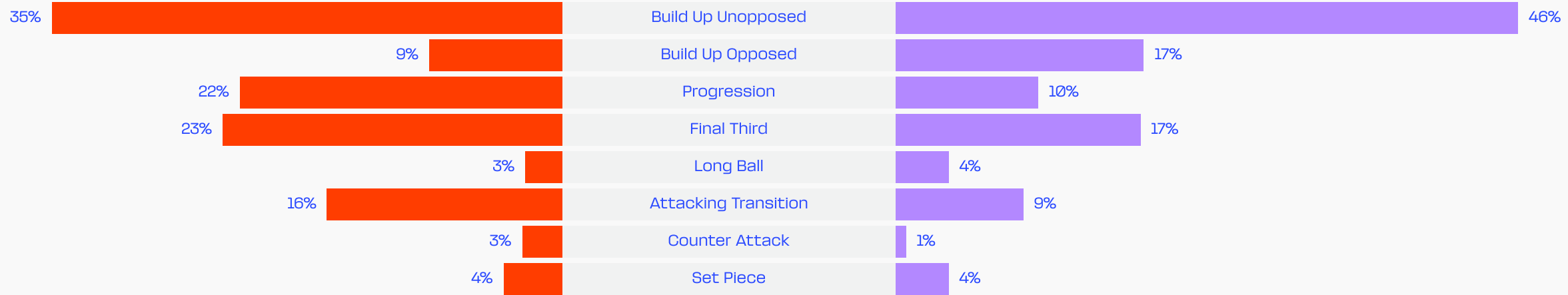
Brazil

# Phases of Play

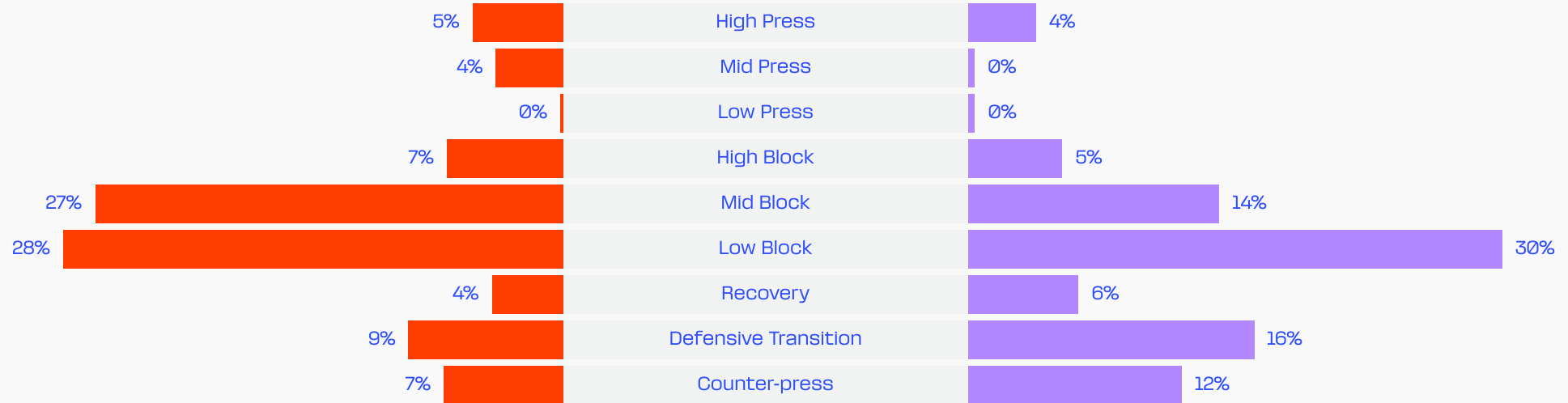
Norway



## IN POSSESSION



## OUT OF POSSESSION

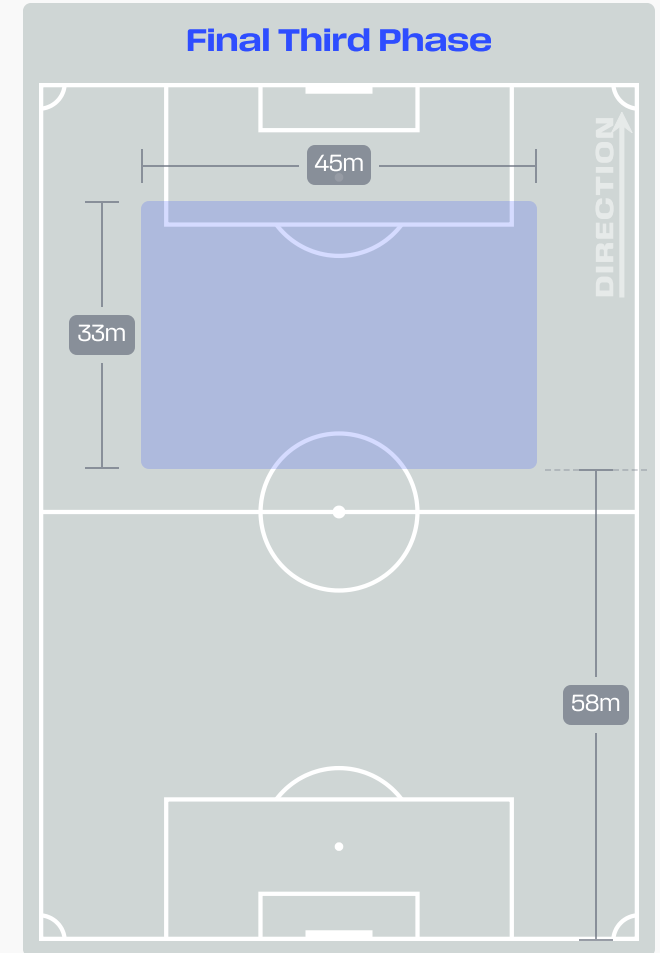
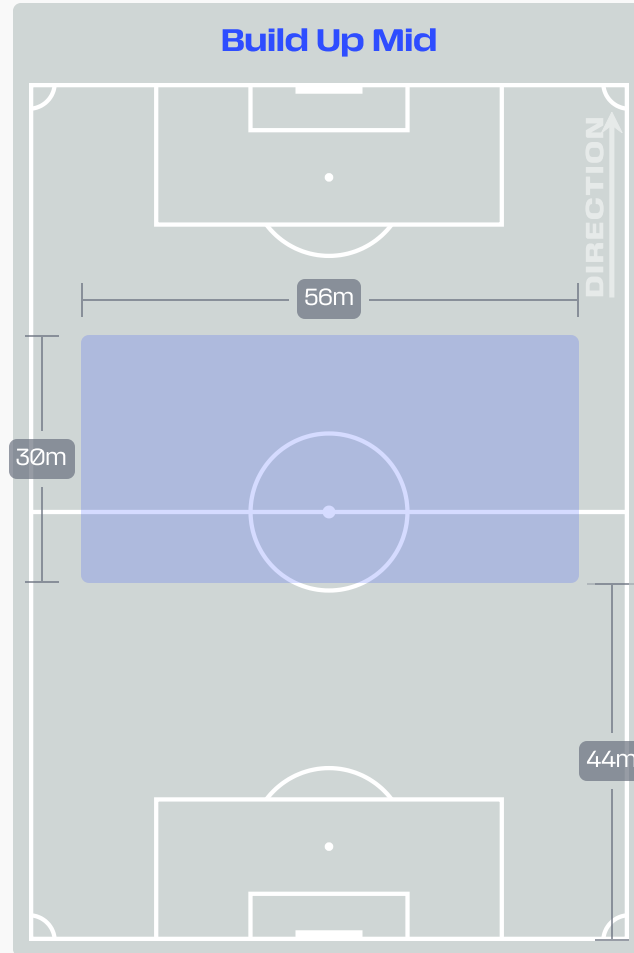
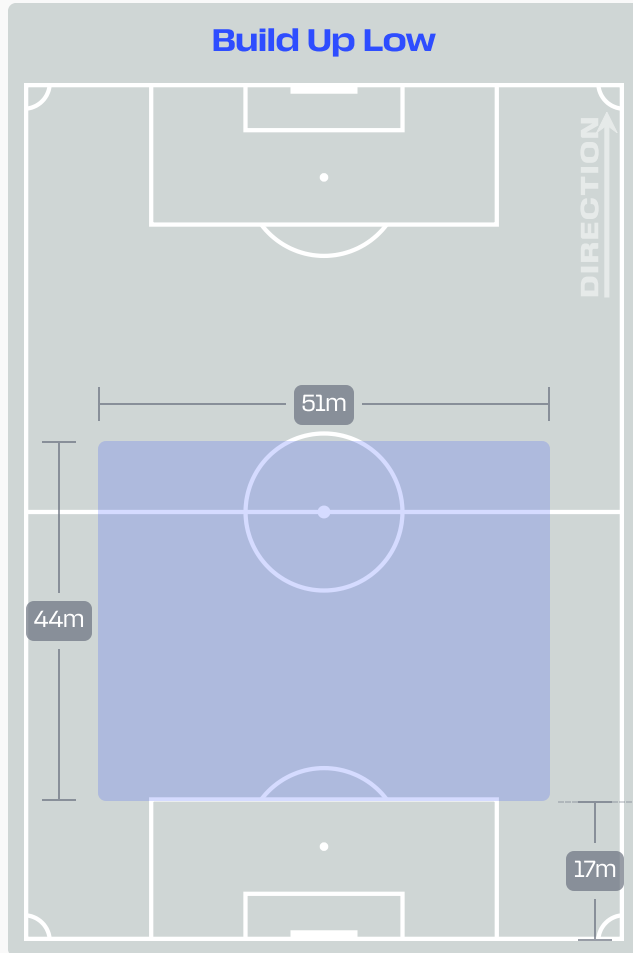


# IN POSSESSION

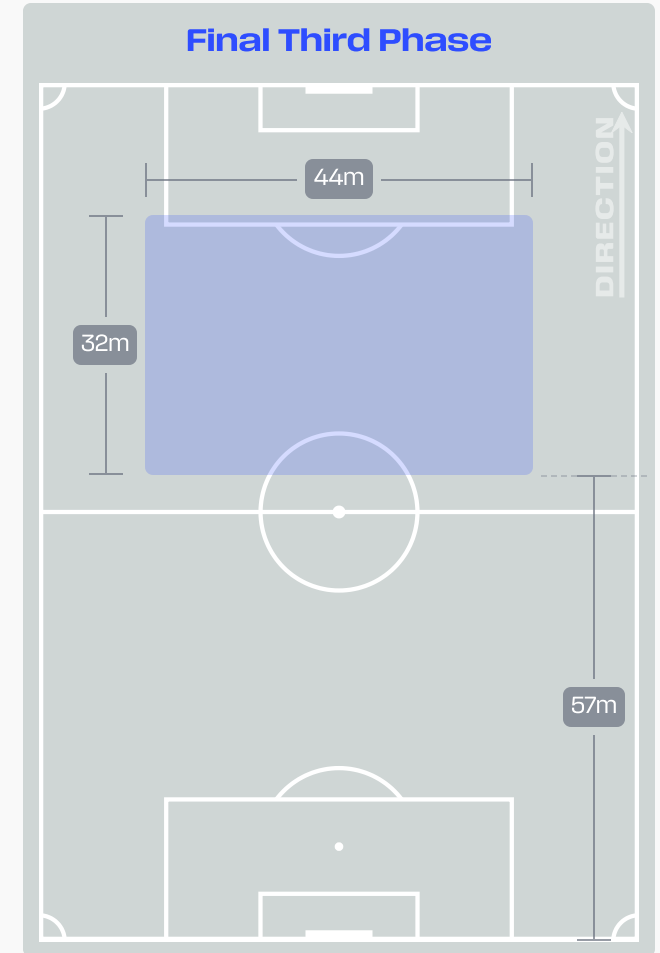
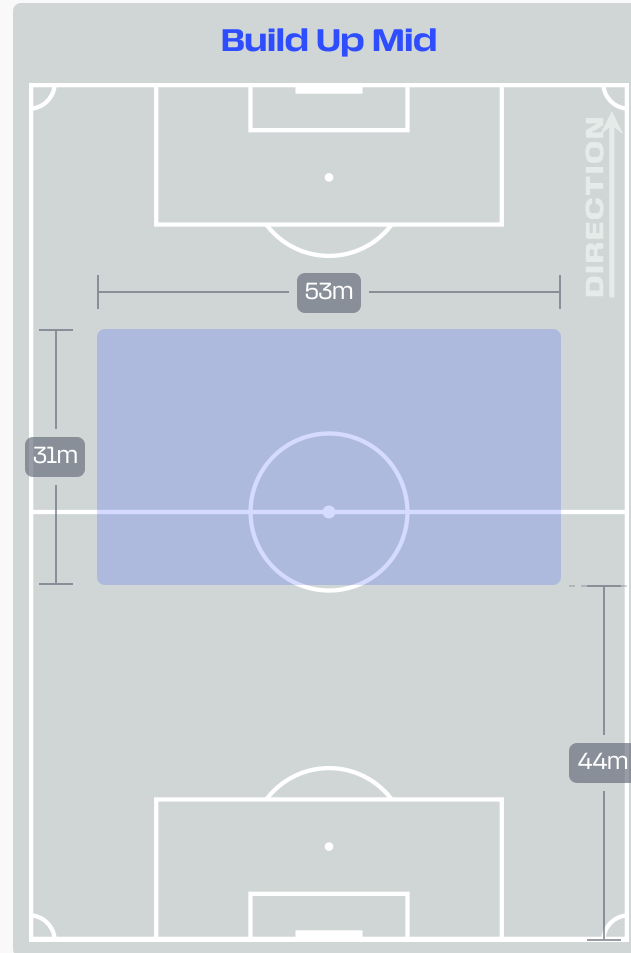
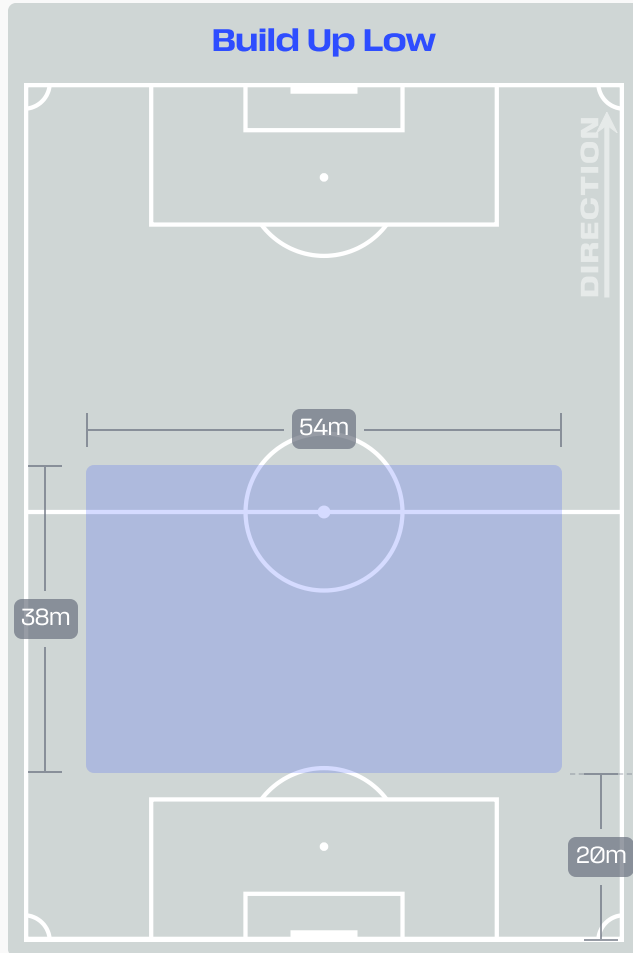


Brazil v Norway

# In Possession Line Height & Team Length



# In Possession Line Height & Team Length



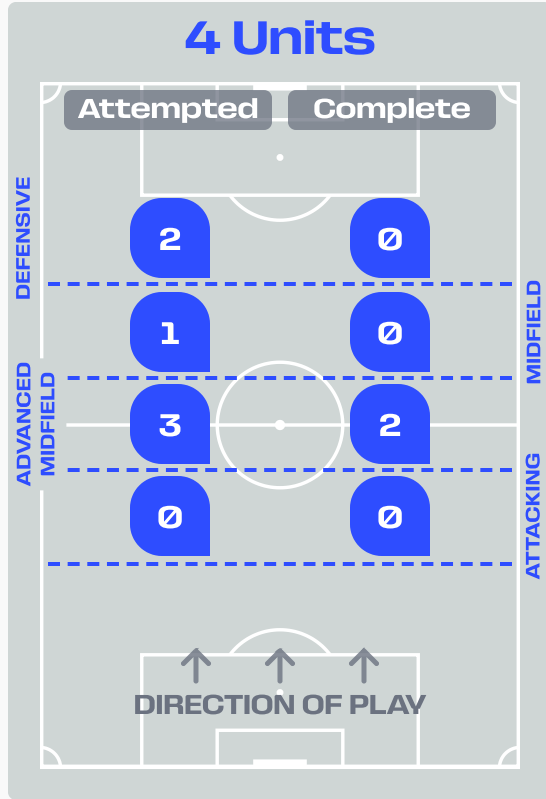
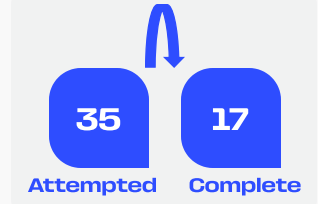
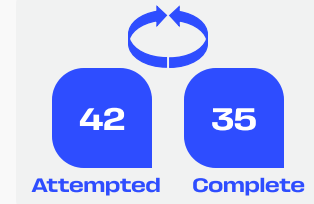
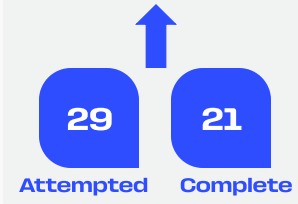
# Line Breaks



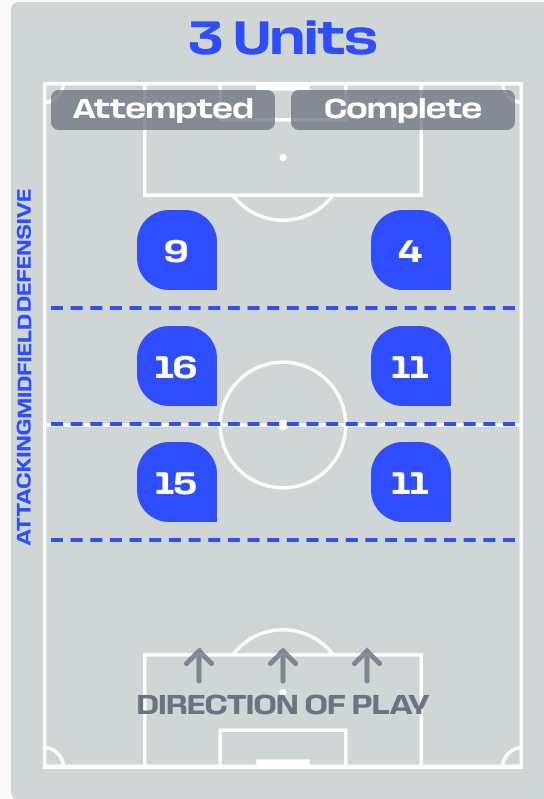
**Brazil**

## Attempted Line Breaks

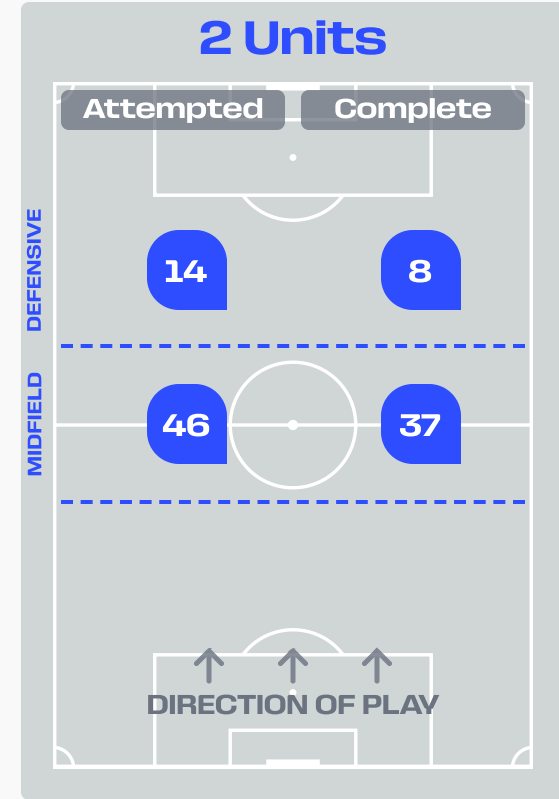
# 106



<b>Attempted Line Breaks</b>	<b>6</b>
Inside Shape	3
Outside Shape	3



<b>Attempted Line Breaks</b>	<b>40</b>
Inside Shape	26
Outside Shape	14



<b>Attempted Line Breaks</b>	<b>60</b>
Inside Shape	29
Outside Shape	31

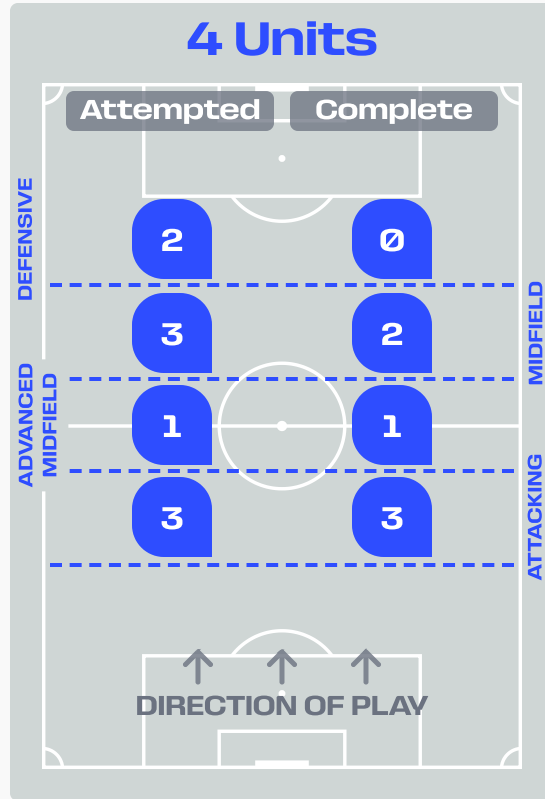
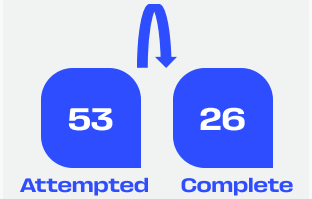
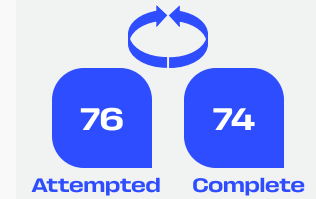
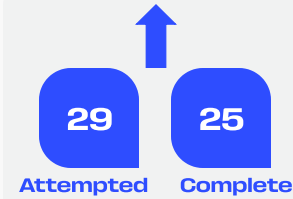
# Line Breaks



Norway

Attempted Line Breaks

158



Attempted Line Breaks **9**

Inside Shape 7

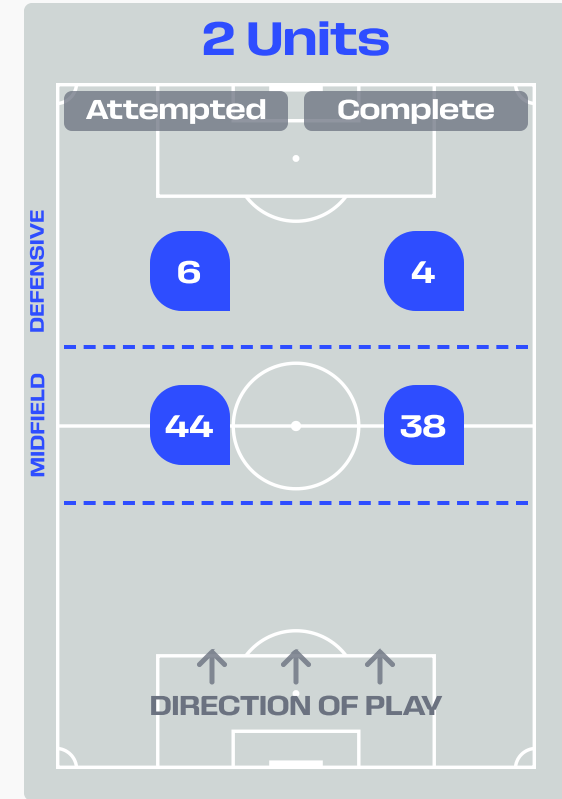
Outside Shape 2



Attempted Line Breaks **99**

Inside Shape 43

Outside Shape 56



Attempted Line Breaks **50**

Inside Shape 27

Outside Shape 23



# Line Breaks



					4 Units				3 Units			2 Units		Direction			Distribution Type		
#	Player	Line Breaks Attempted	Line Breaks Completed	Line Break Completion %	Attacking Line	Attacking Midfield Line	Midfield Line	Defensive Line	Attacking Line	Midfield Line	Defensive Line	Midfield Line	Defensive Line	Through	Around	Over	Pass	Cross	Ball Progression
1	Orjan NYLAND	26	13	50%	0	1	1	1	4	12	3	4	0	0	1	25	26	0	0
3	Kristoffer AJER	16	15	94%	2	0	0	0	8	3	0	2	1	3	11	2	12	1	3
5	David MOLLER WOLFE	13	9	69%	0	0	1	0	4	4	1	3	0	2	7	4	13	0	0
6	Patrick BERG	6	4	67%	0	0	1	0	1	2	0	2	0	0	3	3	6	0	0
7	Alexander SORLOTH	2	1	50%	0	0	0	0	0	1	0	1	0	2	0	0	2	0	0
8	Sander BERGE	25	24	96%	0	0	0	1	6	6	0	11	1	9	12	4	24	0	1
9	Erling HAALAND	1	1	100%	0	0	0	0	0	1	0	0	0	0	0	1	1	0	0
10	Martin ODEGAARD	14	14	100%	0	0	0	0	3	4	1	6	0	3	10	1	13	0	1
17	Torbjorn HEGGEM	10	8	80%	0	0	0	0	5	1	1	3	0	1	7	2	10	0	0
20	Antonio NUSA	4	2	50%	0	0	0	0	1	2	0	1	0	3	1	0	2	0	2
26	Julian RYERSON	23	20	87%	1	0	0	0	10	5	0	5	2	2	15	6	22	0	1
4	Leo OSTIGARD	0	0	0%	0	0	0	0	0	0	0	0	0	0	0	0	0	0	0
14	Fredrik AURSNEs	5	4	80%	0	0	0	0	2	2	0	1	0	1	2	2	5	0	0
21	Andreas SCHJELDERUP	8	7	88%	0	0	0	0	0	3	1	3	1	1	5	2	7	0	1
22	Oscar BOBB	5	3	60%	0	0	0	0	0	2	0	2	1	2	2	1	4	0	1



# Passing Networks

#	Passes From ↓ to →	ALISSON	GABRIEL MAGALHAES	MARQUINHOS	CASEMIRO	VINICIUS JUNIOR	BRUNO GUIMARAES	MATHEUS CUNHA	DANILO	DOUGLAS SANTOS	GABRIEL MARTINELLI	RAYAN	EDERSON SILVA	NEYMAR JR	DANILO SANTOS	ENDRICK
1	ALISSON		4	3	0	0	0	0	4	1	1	0	1	0	2	0
3	GABRIEL MAGALHAES	6		7	4	2	2	0	1	7	0	2	0	0	0	0
4	MARQUINHOS	0	2		2	1	1	0	7	1	0	3	0	2	1	0
5	CASEMIRO	0	5	1		3	5	2	3	6	4	3	1	1	0	1
7	VINICIUS JUNIOR	0	0	0	4		2	1	1	3	1	0	0	2	4	1
8	BRUNO GUIMARAES	0	0	1	4	2		2	2	2	4	4	0	0	1	0
9	MATHEUS CUNHA	0	0	0	3	2	1		1	0	0	0	0	0	0	0
13	DANILO	0	2	2	4	2	4	2		0	3	6	2	2	2	1
16	DOUGLAS SANTOS	3	6	1	2	9	4	1	0		1	1	0	0	5	0
22	GABRIEL MARTINELLI	1	1	0	3	4	2	2	2	4		1	0	0	0	1
26	RAYAN	0	1	1	2	1	5	0	11	0	0		0	0	0	0
2	EDERSON SILVA	0	0	0	0	0	0	0	2	0	0	0		0	1	0
10	NEYMAR JR	0	0	0	1	3	0	0	1	1	0	0	2		1	0
18	DANILO SANTOS	1	2	2	2	3	0	0	0	2	0	0	0	4		0
19	ENDRICK	1	0	0	0	0	0	0	0	0	0	0	0	0	0	

Top 5 Player to Player Passers		
Player	Passed To	% of Total Team Passes
RAYAN	DANILO	3.8%
DOUGLAS SANTOS	VINICIUS JUNIOR	3.1%
GABRIEL MAGALHAES	MARQUINHOS	2.4%
GABRIEL MAGALHAES	DOUGLAS SANTOS	2.4%
MARQUINHOS	DANILO	2.4%


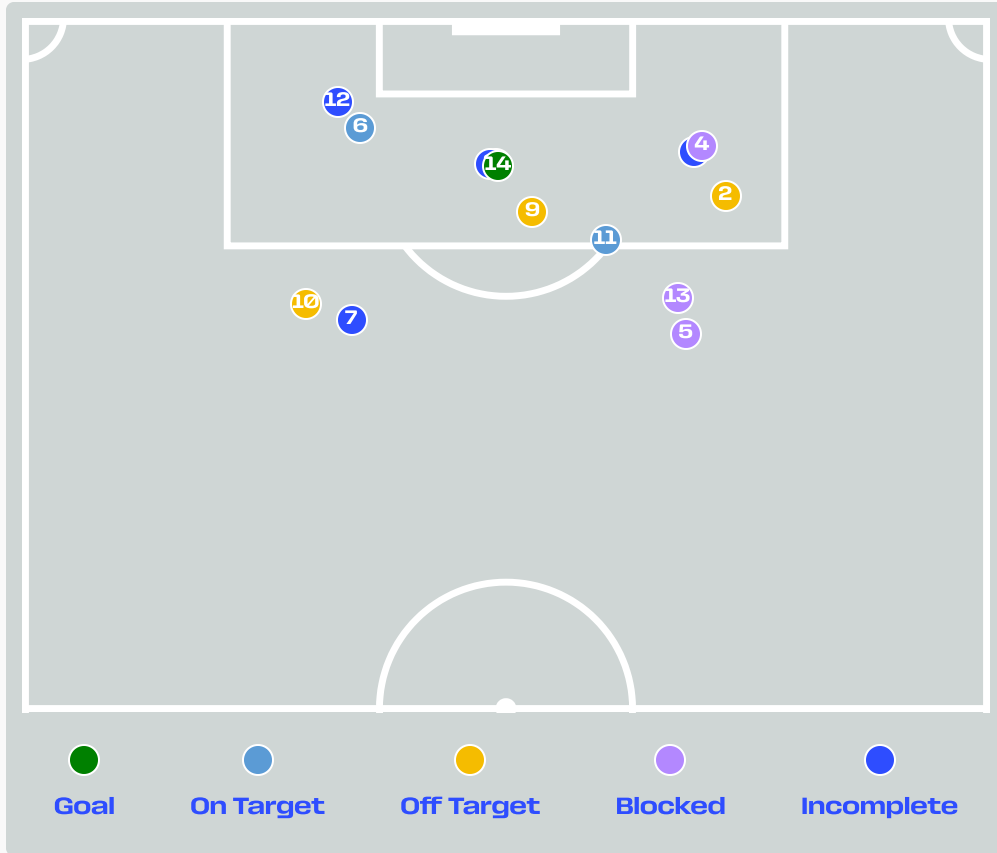
# Passing Networks








#	Passes From ↓ to →	Orjan NYLAND	Kristoffer AJER	David MOLLER WOLFE	Patrick BERG	Alexander SORLOTH	Sander BERGE	Erling HAALAND	Martin ODEGAARD	Torbjorn HEGGEM	Antonio NUSA	Julian RYERSON	Leo OSTIGARD	Fredrik AURSNES	Andreas SCHJELDERUP	Oscar BOBB
1	Orjan NYLAND		6	3	1	5	3	1	2	4	0	1	0	0	0	0
3	Kristoffer AJER	3		0	1	2	22	0	15	14	0	8	0	5	0	1
5	David MOLLER WOLFE	2	0		3	0	8	0	1	5	6	0	0	0	7	0
6	Patrick BERG	0	1	6		3	3	1	3	1	1	0	0	1	2	3
7	Alexander SORLOTH	1	1	0	0		4	1	6	0	0	12	0	0	0	0
8	Sander BERGE	6	21	7	4	5		1	33	20	3	7	0	2	6	2
9	Erling HAALAND	0	0	0	2	1	0		5	0	0	0	0	1	2	0
10	Martin ODEGAARD	3	7	2	5	6	28	5		9	4	21	0	5	2	4
17	Torbjorn HEGGEM	12	18	12	3	0	16	0	5		5	1	0	0	1	0
20	Antonio NUSA	0	0	0	1	0	6	1	1	2		2	0	0	0	0
26	Julian RYERSON	1	9	0	1	8	8	0	16	4	0		0	0	0	9
4	Leo OSTIGARD	0	0	0	0	0	0	0	0	0	0	0		0	0	0
14	Fredrik AURSNES	1	4	0	0	0	1	1	2	2	0	0	0		0	3
21	Andreas SCHJELDERUP	1	0	4	0	0	6	4	1	3	0	0	0	0		6
22	Oscar BOBB	0	1	0	1	0	5	0	8	1	0	3	0	0	4	

Top 5 Player to Player Passers		
Player	Passed To	% of Total Team Passes
Sander BERGE	Martin ODEGAARD	5.4%
Martin ODEGAARD	Sander BERGE	4.6%
Kristoffer AJER	Sander BERGE	3.6%
Sander BERGE	Kristoffer AJER	3.4%
Martin ODEGAARD	Julian RYERSON	3.4%

# Attempts at Goal



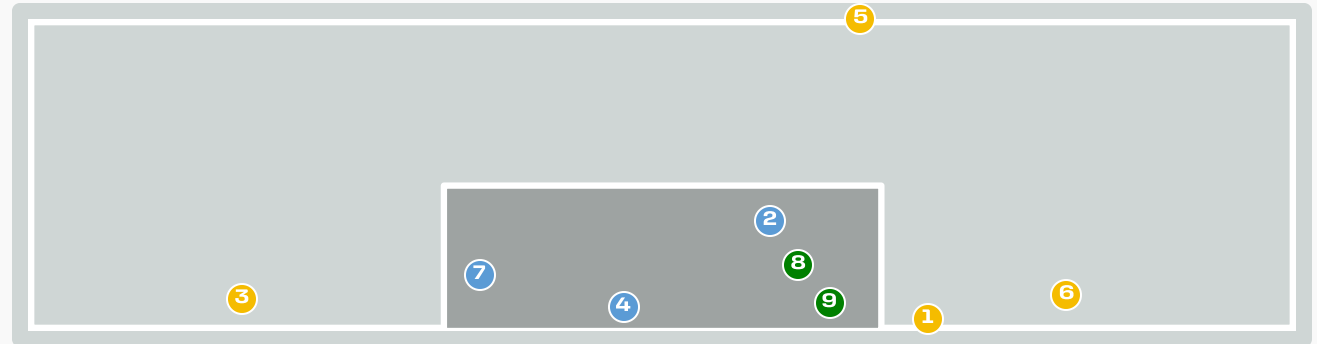
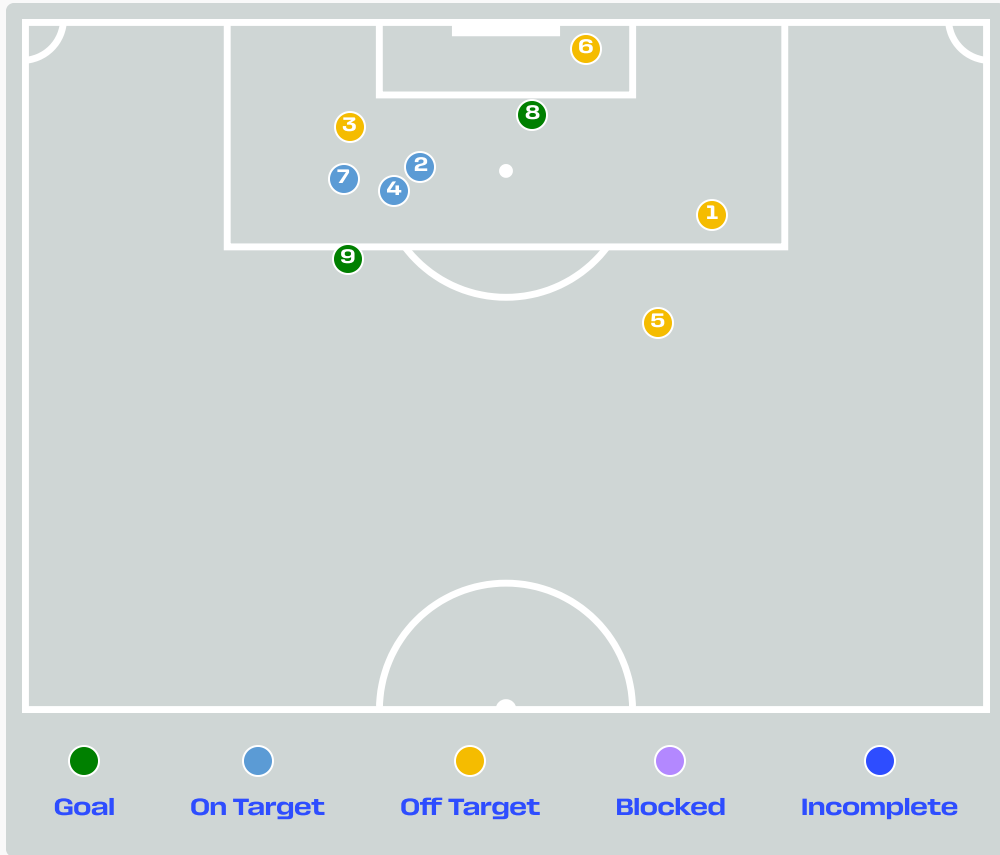
Key	Outcome	Shots
	Goals	1
	On Target	3
	Off Target	3
	Blocked	3
	Incomplete	4

# Attempts at Goal



Time	Player	Outcome	Body Part	Delivery Type
13	8 BRUNO GUIMARAES	On Target - Saved	Right Foot	Penalty
15	26 RAYAN	Off Target	Right Foot	Ball Progression
30	13 DANILO	Incomplete - Player On Ball Error	Right Foot	Pass
34	7 VINICIUS JUNIOR	Incomplete - Blocked	Right Foot	Pass
39	5 CASEMIRO	Incomplete - Blocked	Left Foot	Pass
39	7 VINICIUS JUNIOR	On Target - Saved	Left Foot	Ball Progression
48	8 BRUNO GUIMARAES	Incomplete	Right Foot	Pass
48	9 MATHEUS CUNHA	Incomplete - Player On Ball Error	Head	Loose Ball
58	19 ENDRICK	Off Target	Left Foot	Pass
60	19 ENDRICK	Deflected Off Target - Defensive Event	Left Foot	Pass
61	26 RAYAN	Deflected On Target - Saved	Right Foot	Pass
83	10 NEYMAR JR	Incomplete - Player On Ball Error	Right Foot	Ball Progression
93	2 EDERSON SILVA	Incomplete - Blocked	Right Foot	Pass
99	10 NEYMAR JR	On Target - Goal	Right Foot	Penalty

# Attempts at Goal



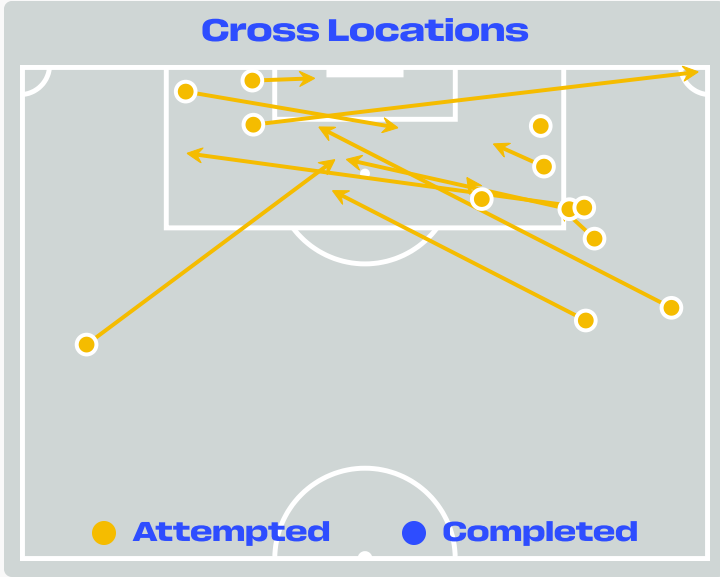
Key	Outcome	Shots
●	Goals	2
●	On Target	3
●	Off Target	4
●	Blocked	0
●	Incomplete	0

# Attempts at Goal

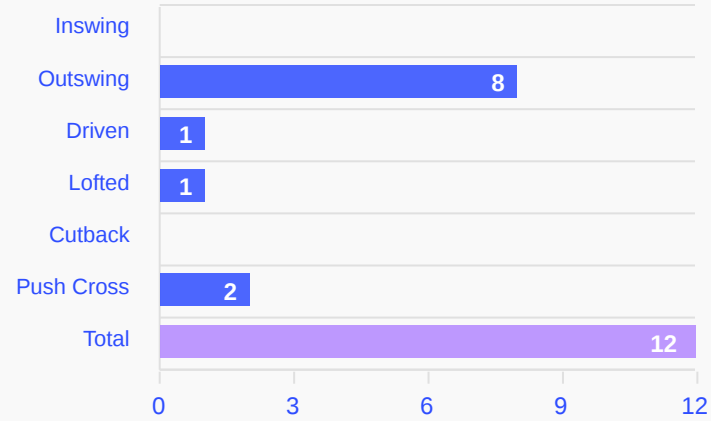


Time	Player	Outcome	Body Part	Delivery Type
34	10 Martin ODEGAARD	Off Target	Left Foot	Loose Ball
36	9 Erling HAALAND	On Target - Saved	Left Foot	Cross
42	10 Martin ODEGAARD	Deflected Off Target - Defensive Event	Left Foot	Pass
47	10 Martin ODEGAARD	On Target - Saved	Left Foot	Loose Ball
48	6 Patrick BERG	Off Target	Right Foot	Ball Progression
66	9 Erling HAALAND	Off Target	Left Foot	Cross
74	21 Andreas SCHJELDERUP	On Target - Saved	Right Foot	Pass
79	9 Erling HAALAND	On Target - Goal	Head	Cross
89	9 Erling HAALAND	On Target - Goal	Left Foot	Pass

# Crosses (Open Play)



### Delivery Type



#	Player	Inswing	Outswing	Driven	Lofted	Cutback	Push Cross	Total Attempted
1	ALISSON	0	0	0	0	0	0	0
3	GABRIEL MAGALHAES	0	0	0	0	0	0	0
4	MARQUINHOS	0	0	0	0	0	0	0
5	CASEMIRO	0	2	0	1	0	0	3
7	VINICIUS JUNIOR	0	1	0	0	0	0	1
8	BRUNO GUIMARAES	0	0	1	0	0	0	1
9	MATHEUS CUNHA	0	0	0	0	0	0	0
13	DANILO	0	1	0	0	0	1	2
16	DOUGLAS SANTOS	0	0	0	0	0	0	0
22	GABRIEL MARTINELLI	0	1	0	0	0	1	2
26	RAYAN	0	0	0	0	0	0	0
2	EDERSON SILVA	0	2	0	0	0	0	2
10	NEYMAR JR	0	1	0	0	0	0	1
18	DANILO SANTOS	0	0	0	0	0	0	0
19	ENDRICK	0	0	0	0	0	0	0



Attempted

**12**

Completed

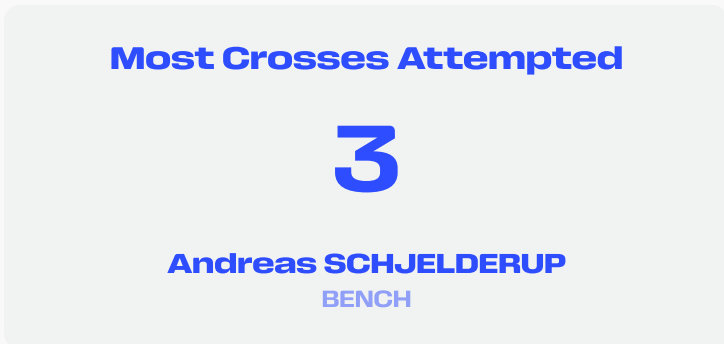
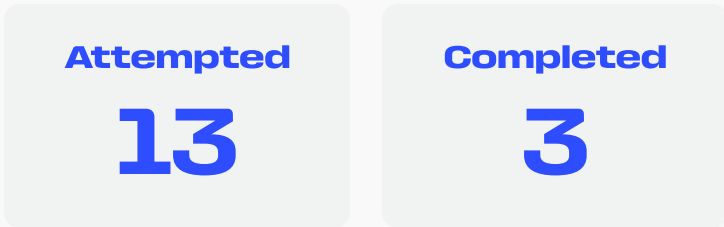
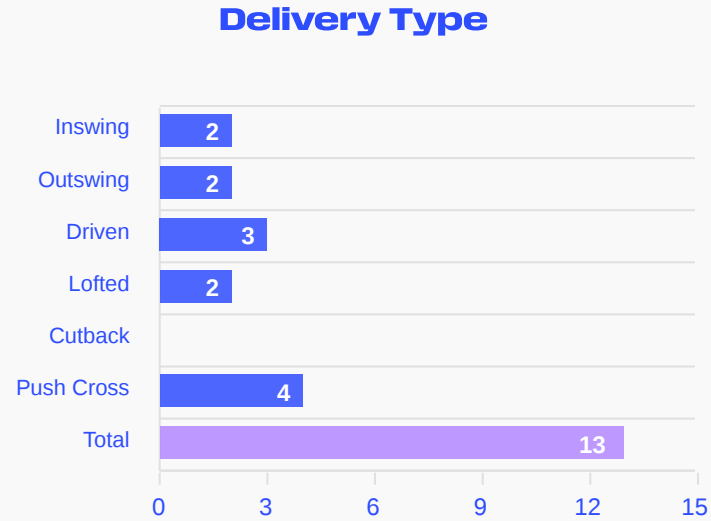
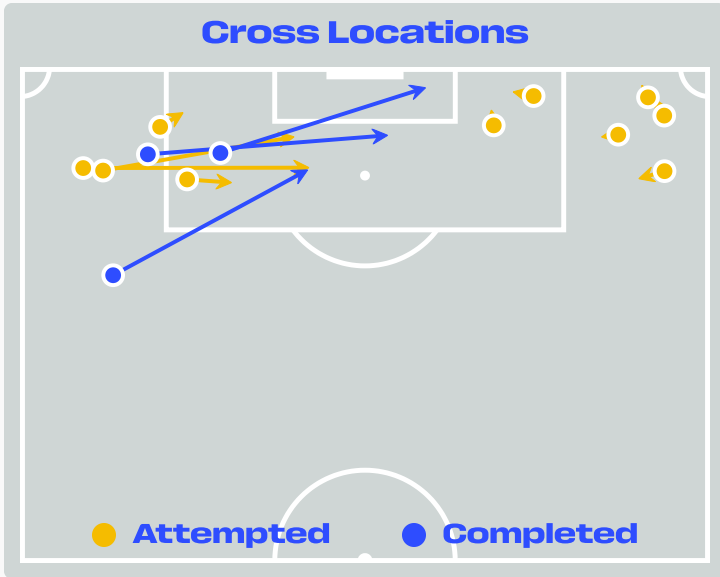
**0**

Most Crosses Attempted

**3**

**CASEMIRO**  
DEFENSIVE MIDFIELD CENTRE

# Crosses (Open Play)



#	Player	Inswing	Outswing	Driven	Lofted	Cutback	Push Cross	Total Attempted
1	Orjan NYLAND	0	0	0	0	0	0	0
3	Kristoffer AJER	0	0	0	0	0	1	1
5	David MOLLER WOLFE	0	0	1	0	0	1	2
6	Patrick BERG	0	0	0	0	0	0	0
7	Alexander SORLOTH	0	1	0	1	0	1	3
8	Sander BERGE	0	0	1	0	0	0	1
9	Erling HAALAND	0	0	0	0	0	0	0
10	Martin ODEGAARD	0	0	1	0	0	0	1
17	Torbjorn HEGGEM	0	0	0	0	0	0	0
20	Antonio NUSA	1	0	0	0	0	0	1
26	Julian RYERSON	0	1	0	0	0	0	1
4	Leo OSTIGARD	0	0	0	0	0	0	0
14	Fredrik AURSNES	0	0	0	0	0	0	0
21	Andreas SCHJELDERUP	1	0	0	1	0	1	3
22	Oscar BOBB	0	0	0	0	0	0	0



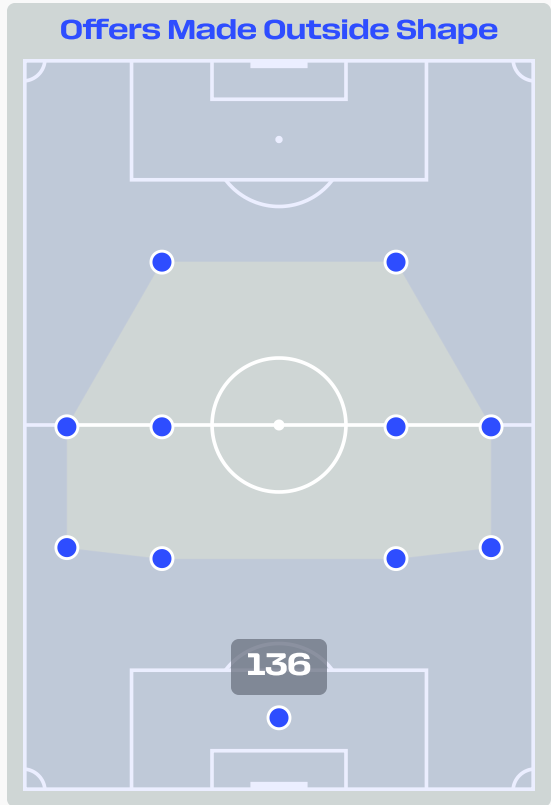
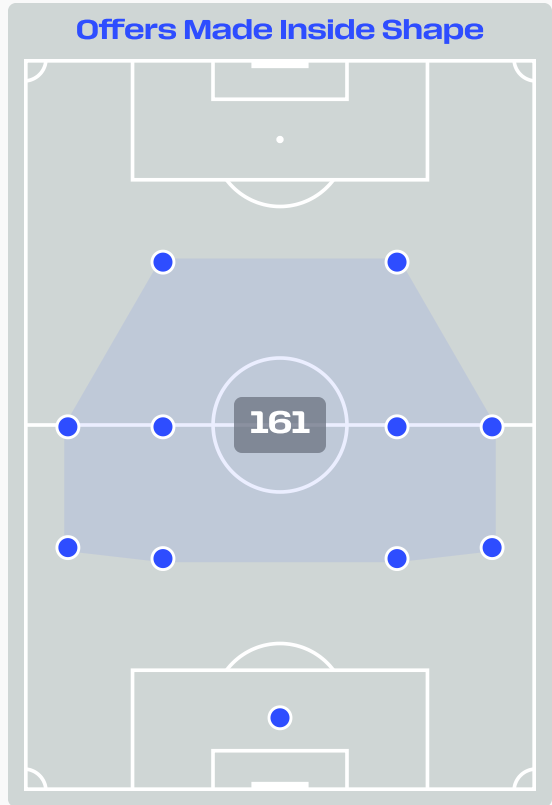
# Offering to Receive

**297**  
Total Offers Made

**111**  
Total Offers Received

**Most Offers**  
**57**  
**BRUNO GUIMARAES**  
RIGHT CENTRE MIDFIELD

**178**  
Offers Made in Final Third



**85**  
Offers Made in Middle Third

**34**  
Offers Made in Defensive Third

#	Player	Offers Made	Offers Received	% Made & Received
1	ALISSON	3	1	33.3%
3	GABRIEL MAGALHAES	13	5	38.5%
4	MARQUINHOS	5	3	60%
5	CASEMIRO	32	12	37.5%
7	VINICIUS JUNIOR	43	18	41.9%
8	BRUNO GUIMARAES	57	21	36.8%
9	MATHEUS CUNHA	19	5	26.3%
13	DANILO	28	15	53.6%
16	DOUGLAS SANTOS	18	4	22.2%
22	GABRIEL MARTINELLI	23	8	34.8%
26	RAYAN	9	1	11.1%
2	EDERSON SILVA	8	3	37.5%
10	NEYMAR JR	20	8	40%
18	DANILO SANTOS	12	5	41.7%
19	ENDRICK	7	2	28.6%

# Offering to Receive

364

Total Offers Made

156

Total Offers Received

Most Offers

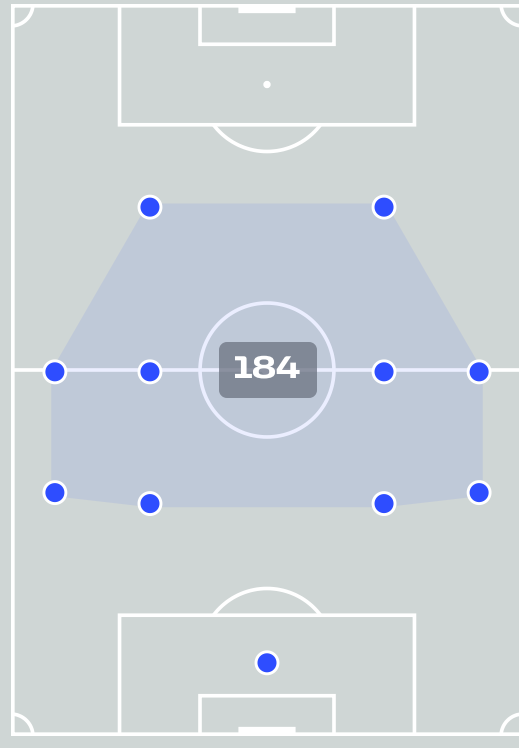
77

Martin ODEGAARD  
RIGHT CENTRE MIDFIELD

175

Offers Made in Final Third

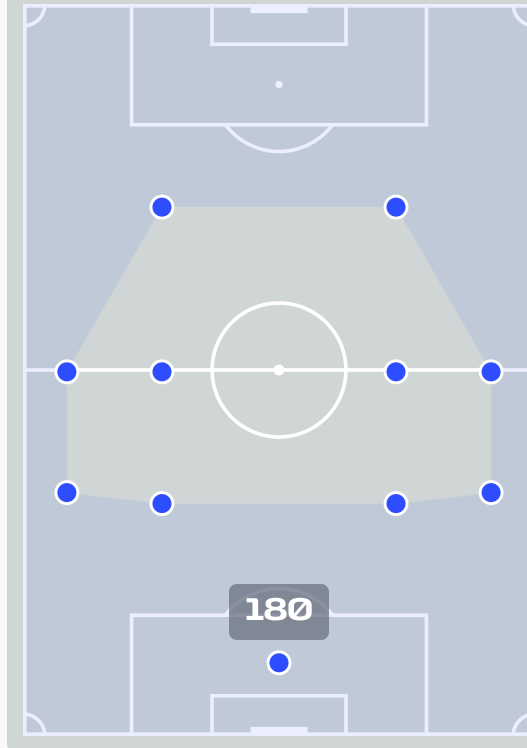
Offers Made Inside Shape



142

Offers Made in Middle Third

Offers Made Outside Shape



47

Offers Made in Defensive Third

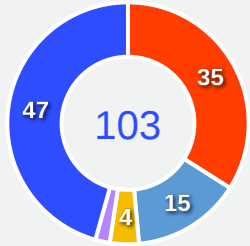
#	Player	Offers Made	Offers Received	% Made & Received
1	Orjan NYLAND	6	4	66.7%
3	Kristoffer AJER	10	9	90%
5	David MOLLER WOLFE	40	12	30%
6	Patrick BERG	41	6	14.6%
7	Alexander SORLOTH	34	15	44.1%
8	Sander BERGE	27	13	48.1%
9	Erling HAALAND	10	3	30%
10	Martin ODEGAARD	77	36	46.8%
17	Torbjorn HEGGEM	20	11	55%
20	Antonio NUSA	23	11	47.8%
26	Julian RYERSON	9	2	22.2%
4	Leo OSTIGARD	0	0	0%
14	Fredrik AURSNES	15	8	53.3%
21	Andreas SCHJELDERUP	20	10	50%
22	Oscar BOBB	32	16	50%



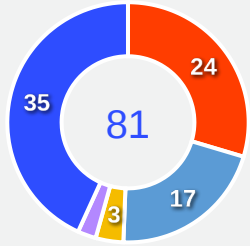
# Movement to Receive

## Movement Types by Phase

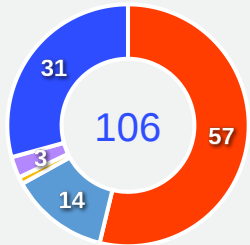
### Final Third Phase



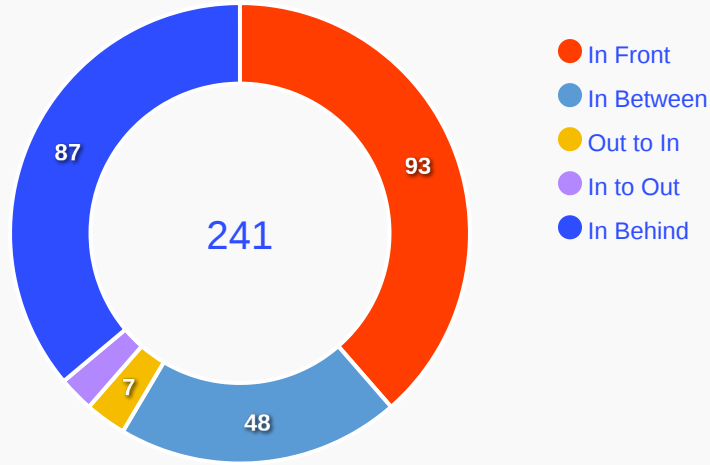
### Progression Phase



### Build Up Phase



## All Movement Types

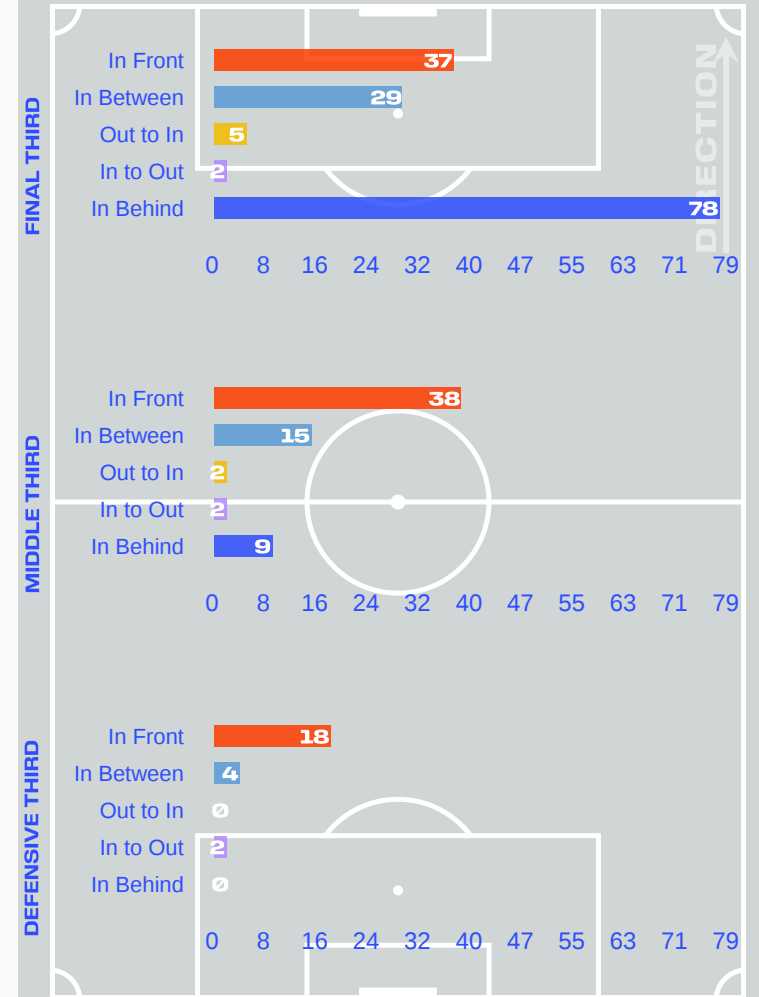


- In Front
- In Between
- Out to In
- In to Out
- In Behind

## Top Ranked Players

Type	Player	Movements
In Front	5 CASEMIRO	18
In Between	8 BRUNO GUIMARAES	20
Out to In	8 BRUNO GUIMARAES	3
In to Out	8 BRUNO GUIMARAES	2
In Behind	7 VINICIUS JUNIOR	15

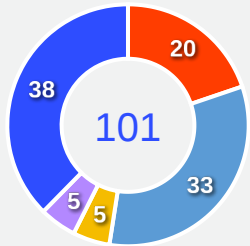
## Movement Types Pitch Third



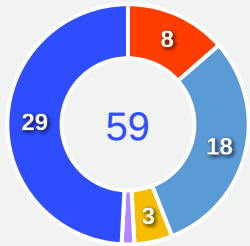
# Movement to Receive

## Movement Types by Phase

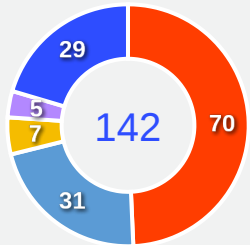
### Final Third Phase



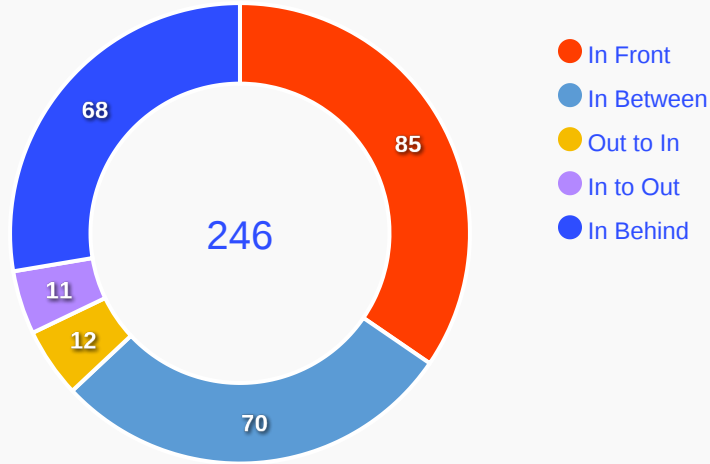
### Progression Phase



### Build Up Phase



## All Movement Types

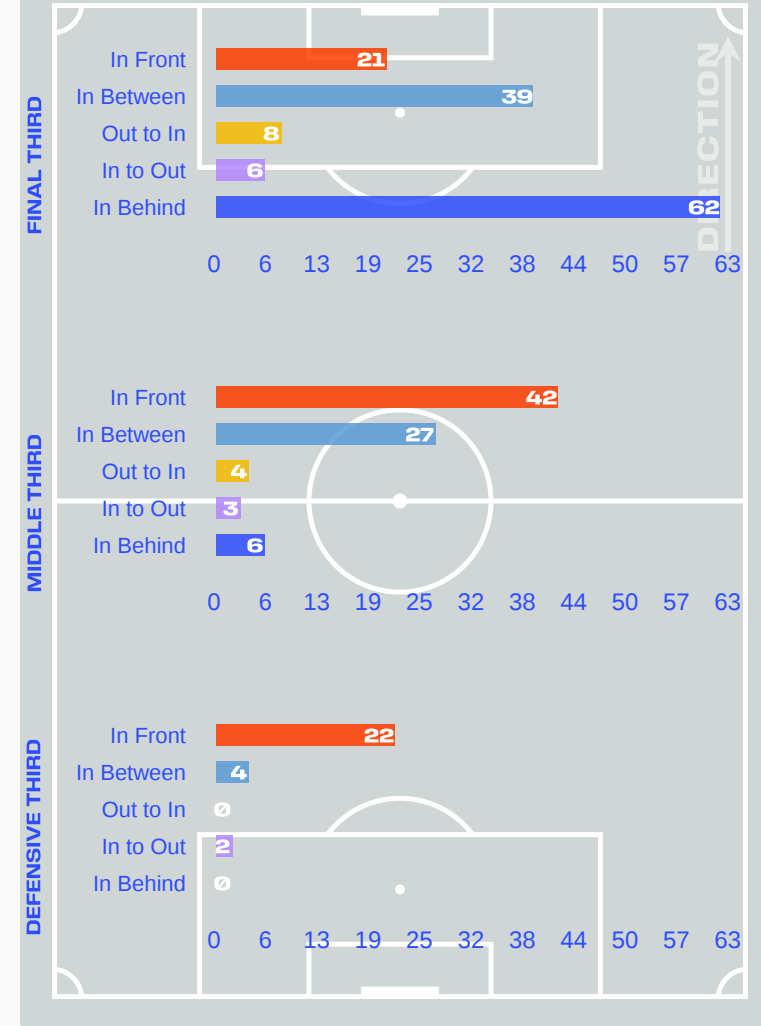


- In Front
- In Between
- Out to In
- In to Out
- In Behind

## Top Ranked Players

Type	Player	Movements
In Front	10 Martin ODEGAARD	27
In Between	10 Martin ODEGAARD	24
Out to In	10 Martin ODEGAARD	4
In to Out	10 Martin ODEGAARD	5
In Behind	5 David MOLLER WOLFE	16

## Movement Types Pitch Third



# OUT OF POSSESSION



Brazil v Norway



# Defensive Actions

**38**

**Forced Turnovers**

**48**

**Possession Regained**

**8**

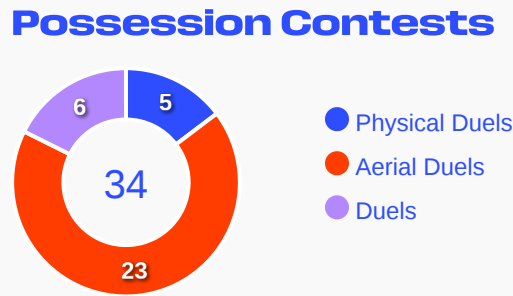
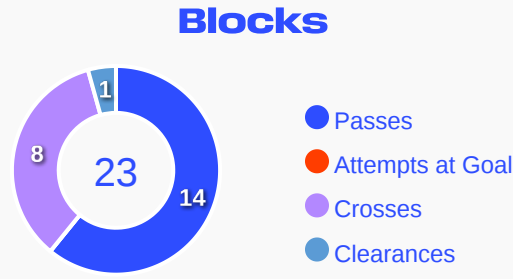
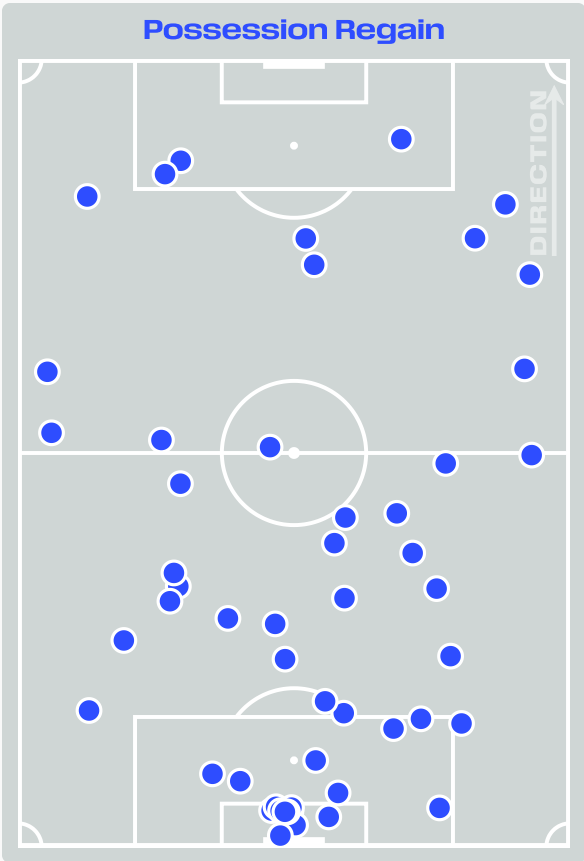
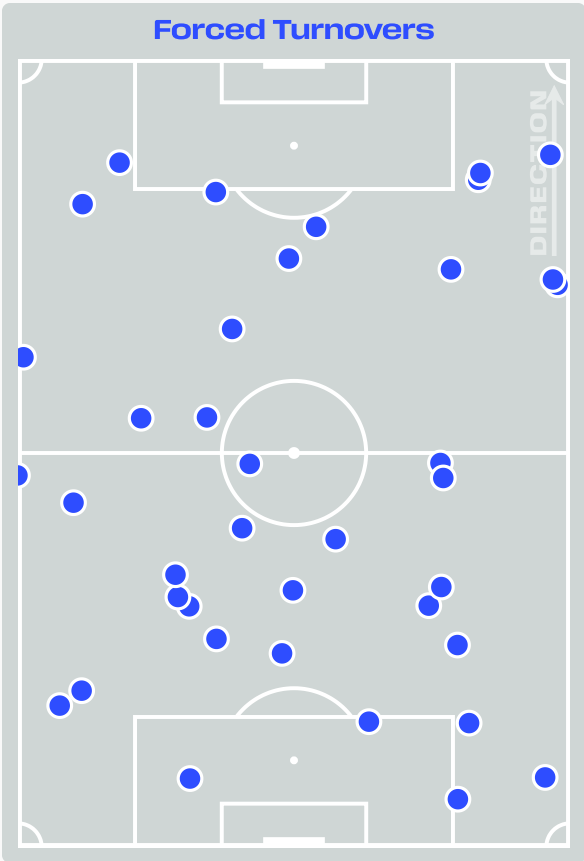
**Interceptions**

**47**

**Tackles**

**3.1**

**Possession Actions / Defensive Action**



**Most Possession Regains**

**10**

**MARQUINHOS**  
RIGHT CENTRE BACK

#	Player	Total Possession Regains
1	ALISSON	7
3	GABRIEL MAGALHAES	4
4	MARQUINHOS	10
5	CASEMIRO	4
7	VINICIUS JUNIOR	2
8	BRUNO GUIMARAES	4
9	MATHEUS CUNHA	2
13	DANILO	6
16	DOUGLAS SANTOS	4
22	GABRIEL MARTINELLI	1
26	RAYAN	1
2	EDERSON SILVA	0
10	NEYMAR JR	0
18	DANILO SANTOS	2
19	ENDRICK	1

# Defensive Actions

**28**

**Forced Turnovers**

**32**

**Possession Regained**

**7**

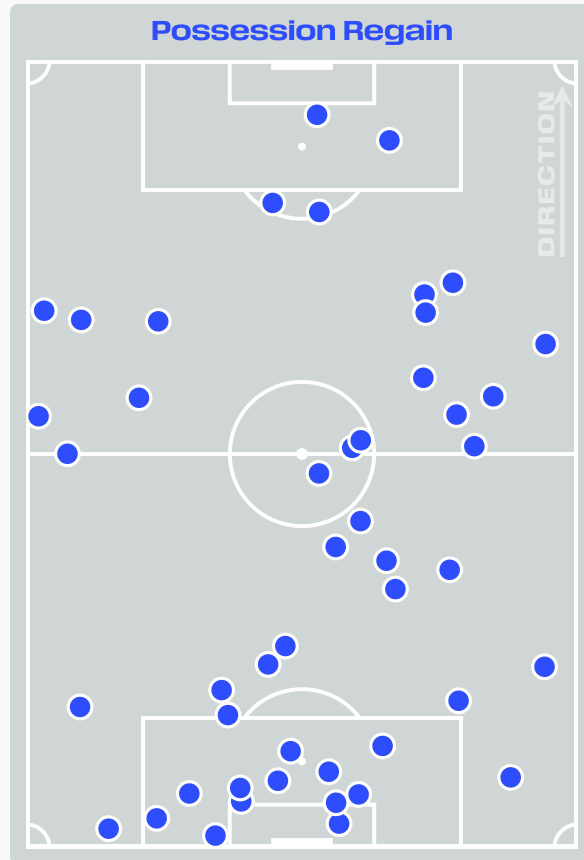
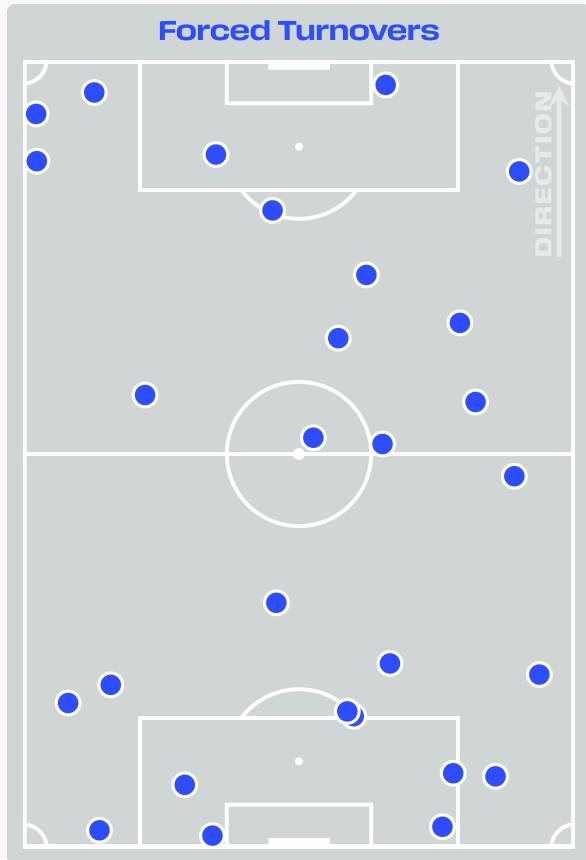
**Interceptions**

**24**

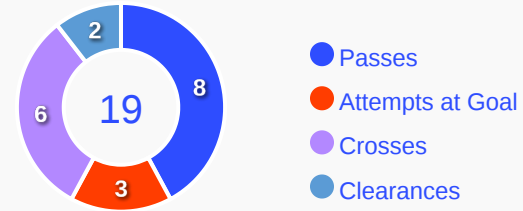
**Tackles**

**6.16**

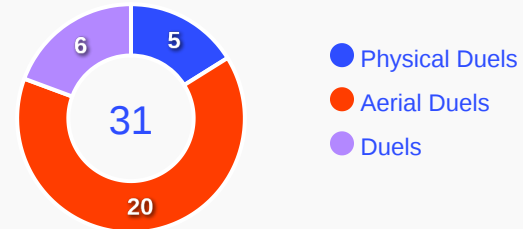
**Possession Actions / Defensive Action**



## Blocks



## Possession Contests



## Most Possession Regains

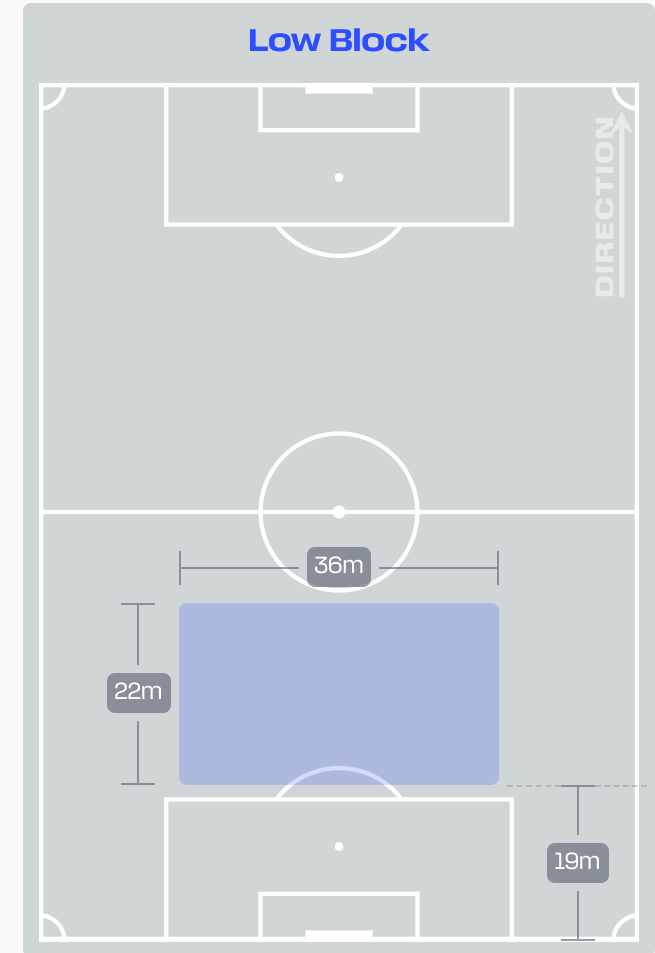
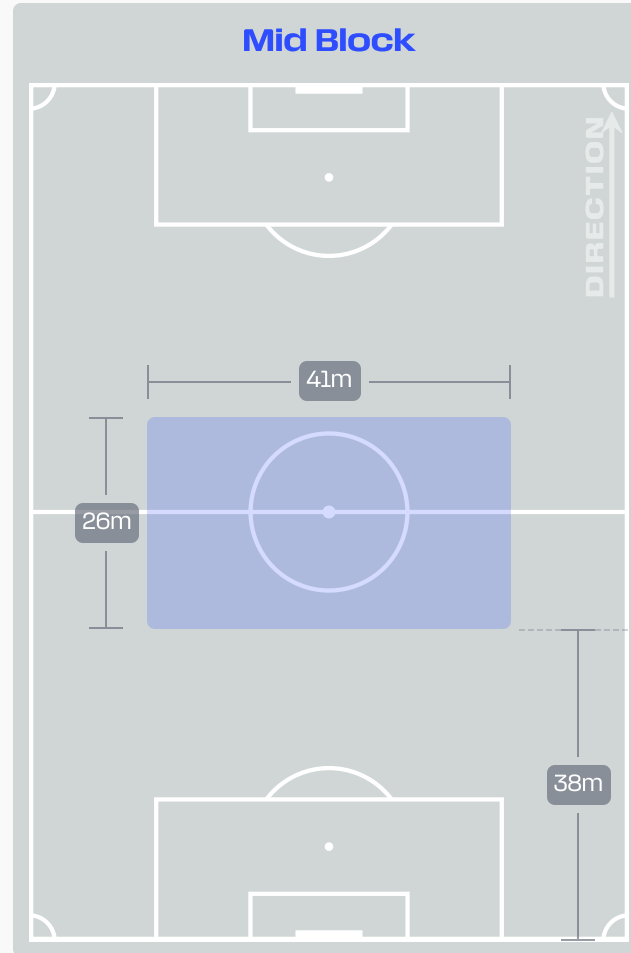
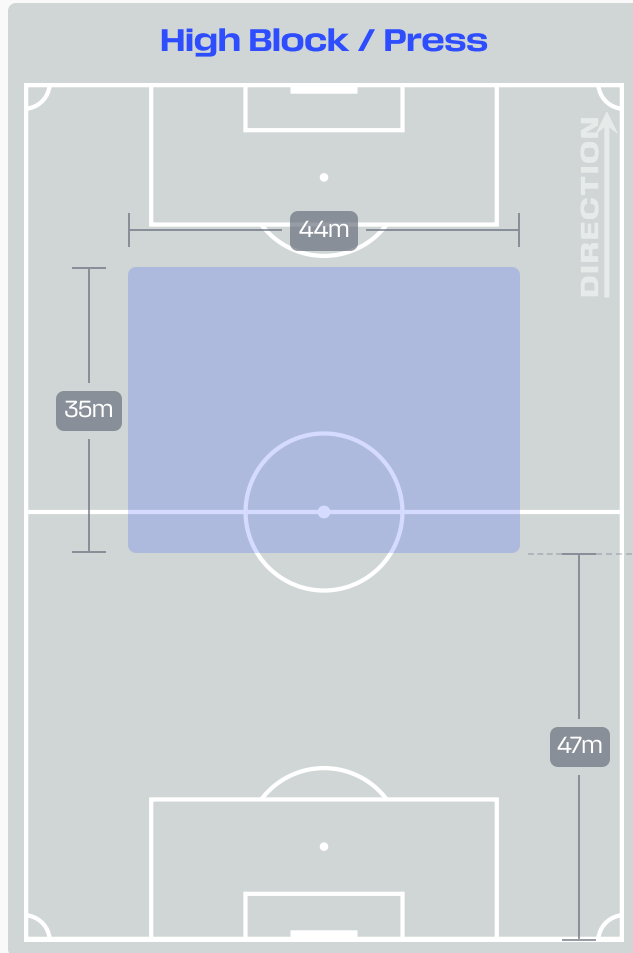
**6**

**Orjan NYLAND**

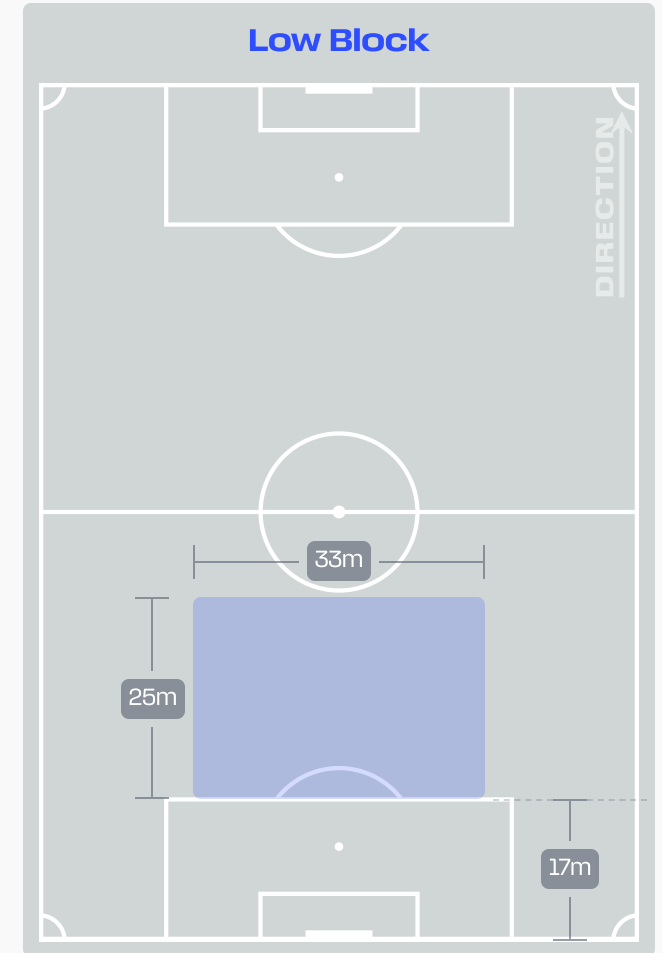
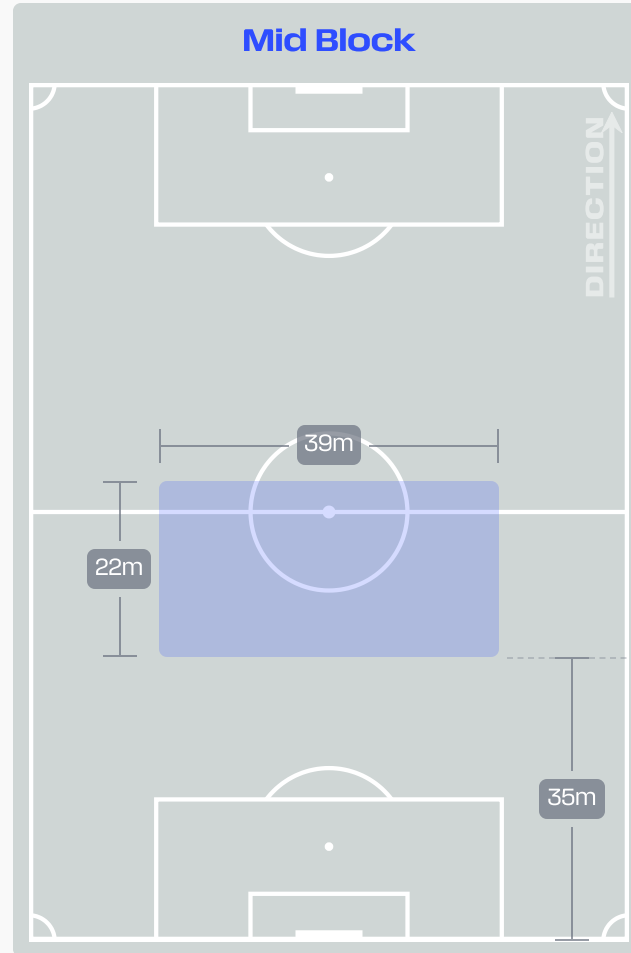
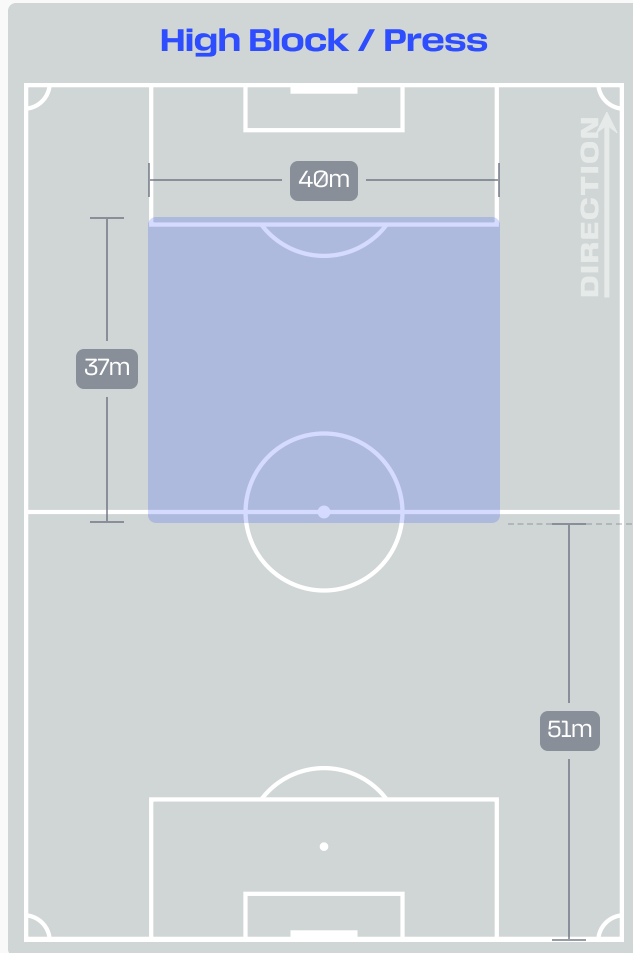
GOALKEEPER

#	Player	Total Possession Regains
1	Orjan NYLAND	6
3	Kristoffer AJER	5
5	David MOLLER WOLFE	6
6	Patrick BERG	2
7	Alexander SORLOTH	0
8	Sander BERGE	2
9	Erling HAALAND	4
10	Martin ODEGAARD	0
17	Torbjorn HEGGEM	4
20	Antonio NUSA	0
26	Julian RYERSON	2
4	Leo OSTIGARD	0
14	Fredrik AURSNES	1
21	Andreas SCHJELDERUP	0
22	Oscar BOBB	0

# Defensive Line Height & Team Length



# Defensive Line Height & Team Length

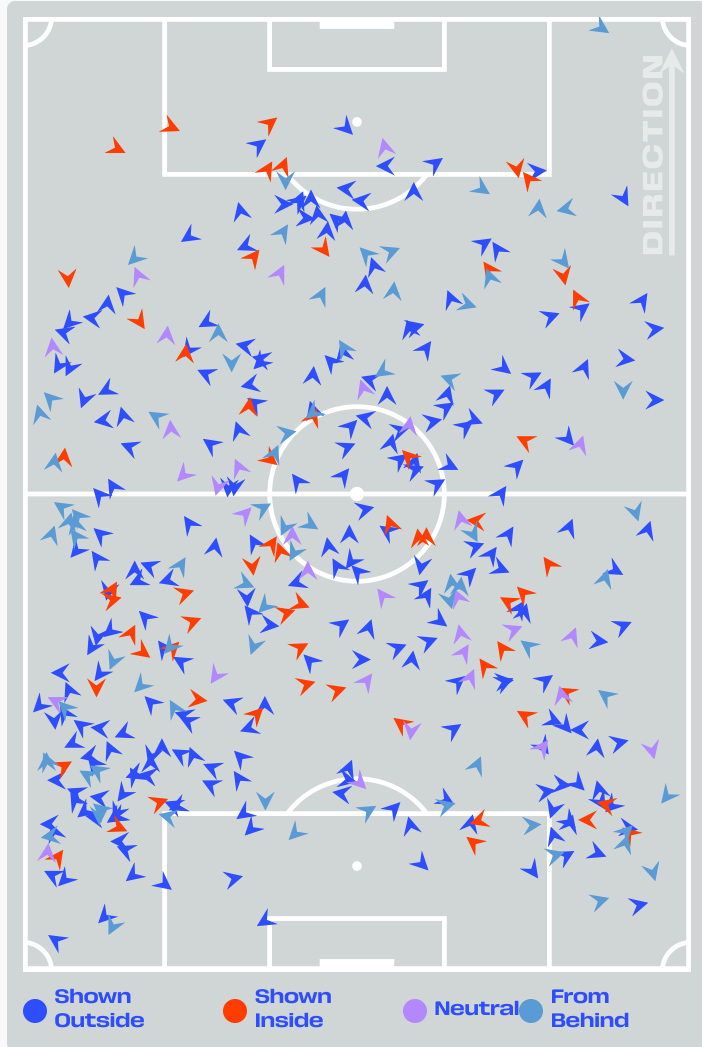


# Defensive Pressure

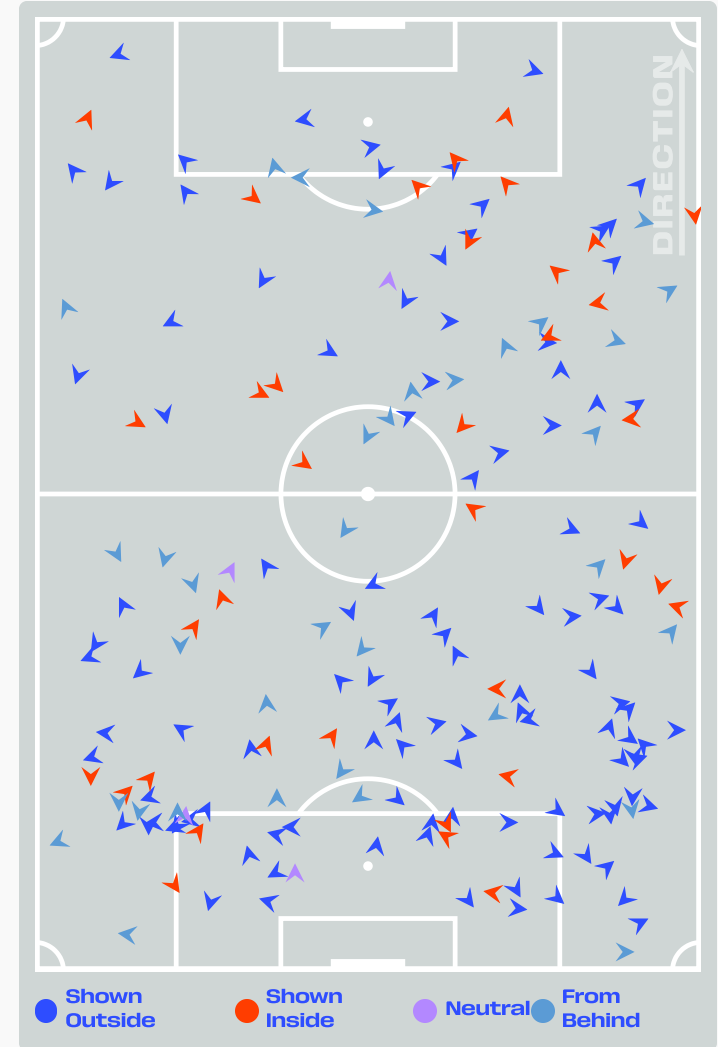


**Brazil**

**Norway**



401	Total Pressures	185
69	Direct Pressures	23
1.49s	Avg Pressure Duration	1.53s
38	Forced Turnovers	28
25.23s	Ball Recovery Time	16.03s
185	Pushing on into Pressing	75
321	Pushing on	131
60	Pressing Direction Inside	36
234	Pressing Direction Outside	110



**Most Direct Pressures**

# 19

**DOUGLAS SANTOS**  
LEFT BACK

**Most Direct Pressures**

# 6

**Patrick BERG**  
LEFT CENTRE MIDFIELD

# GOALKEEPING




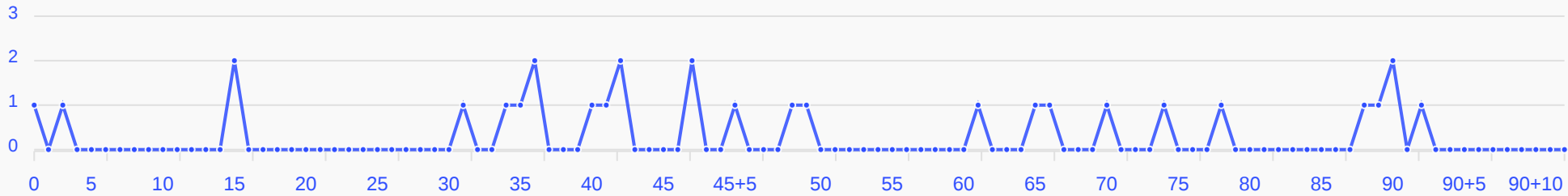
Brazil v Norway

# Goalkeeping Involvement



**Brazil**

### Brazil GK Involvement Timeline


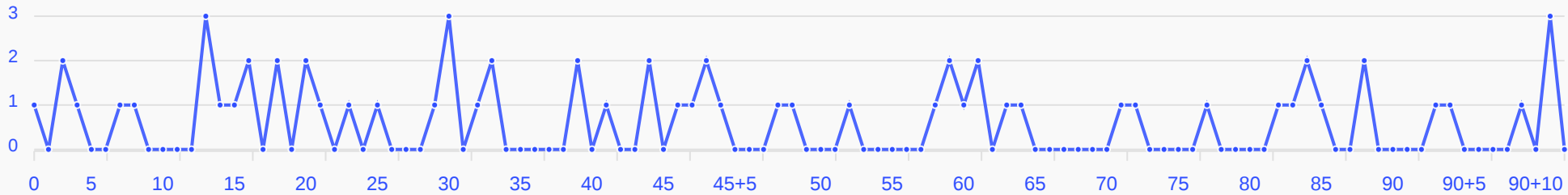


**Total Involvements**



**Norway**


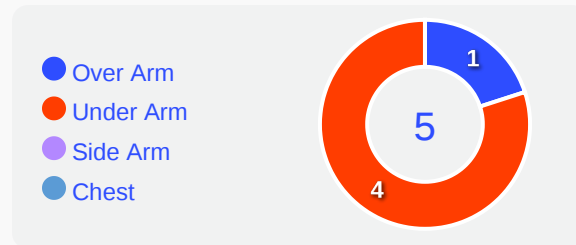
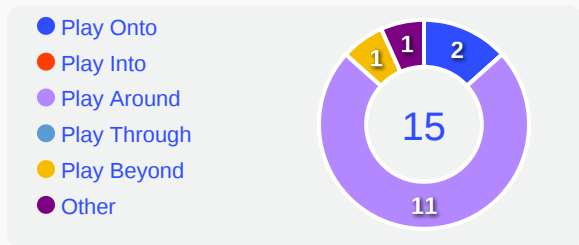
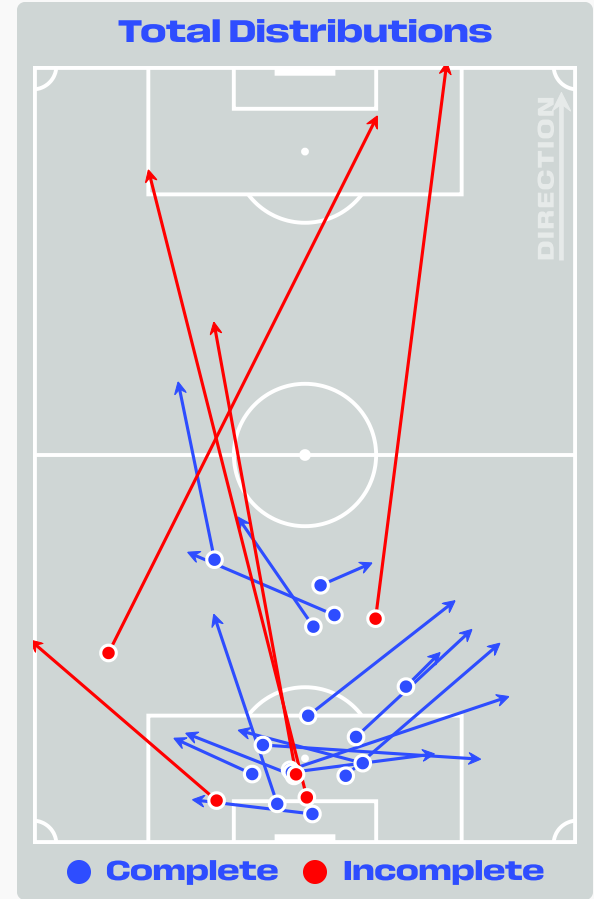
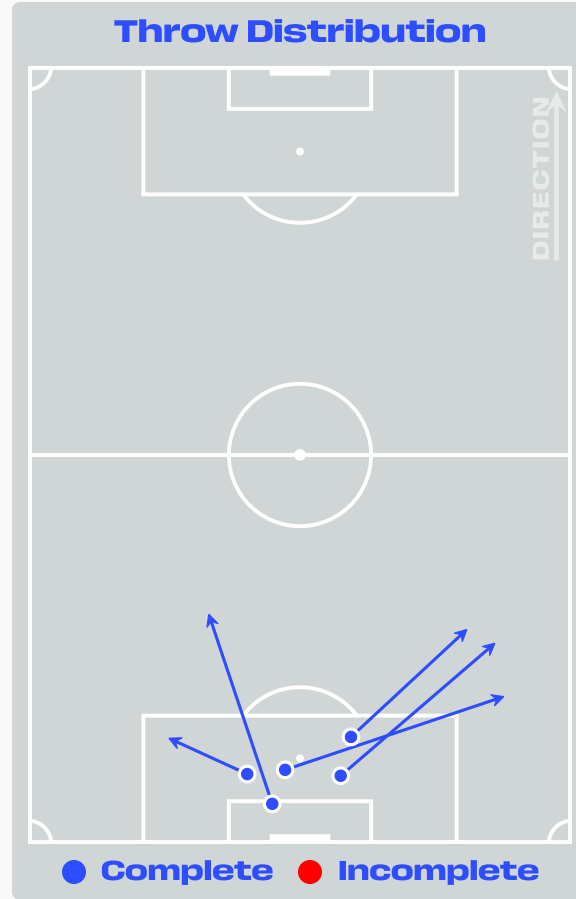
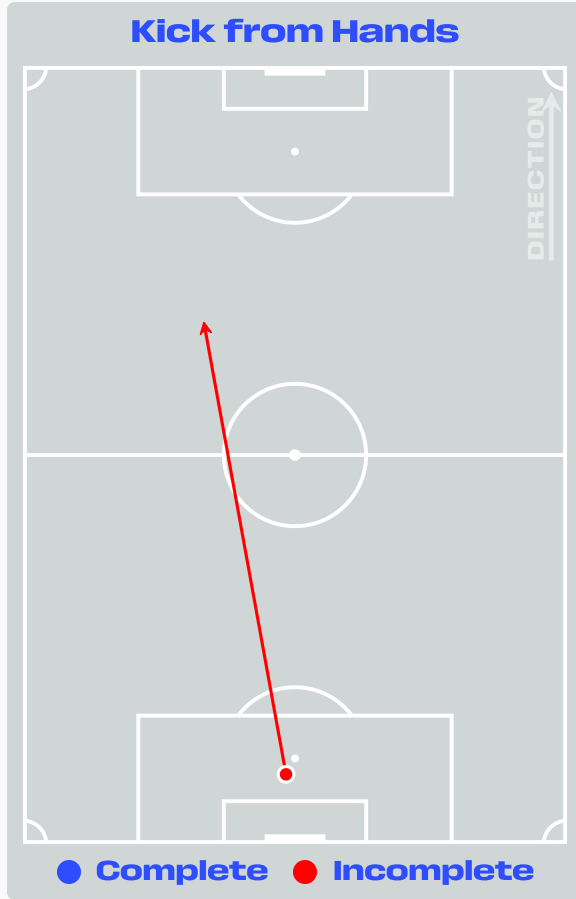
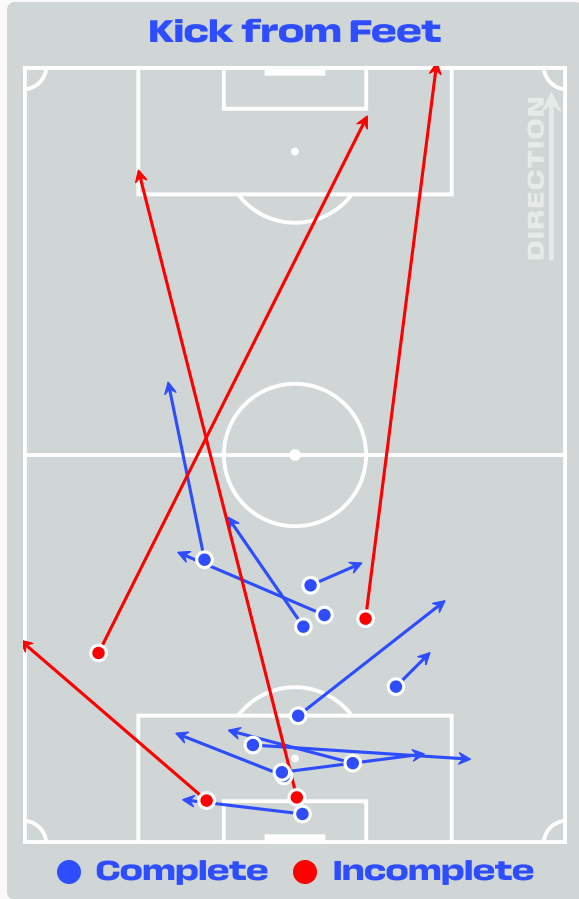
### Norway GK Involvement Timeline



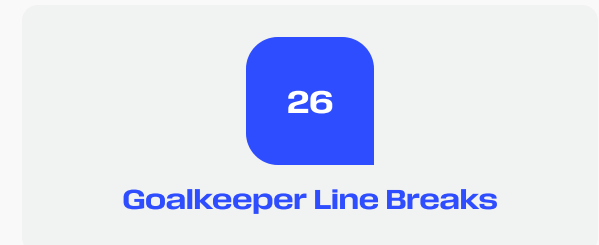
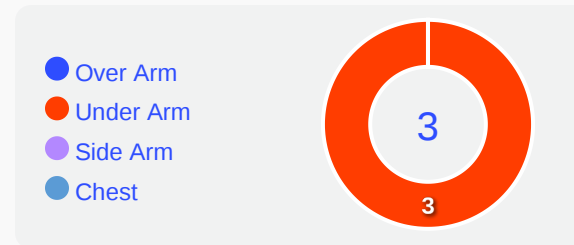

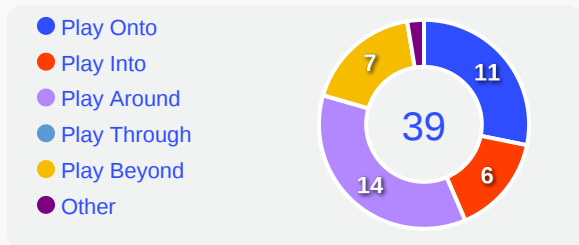
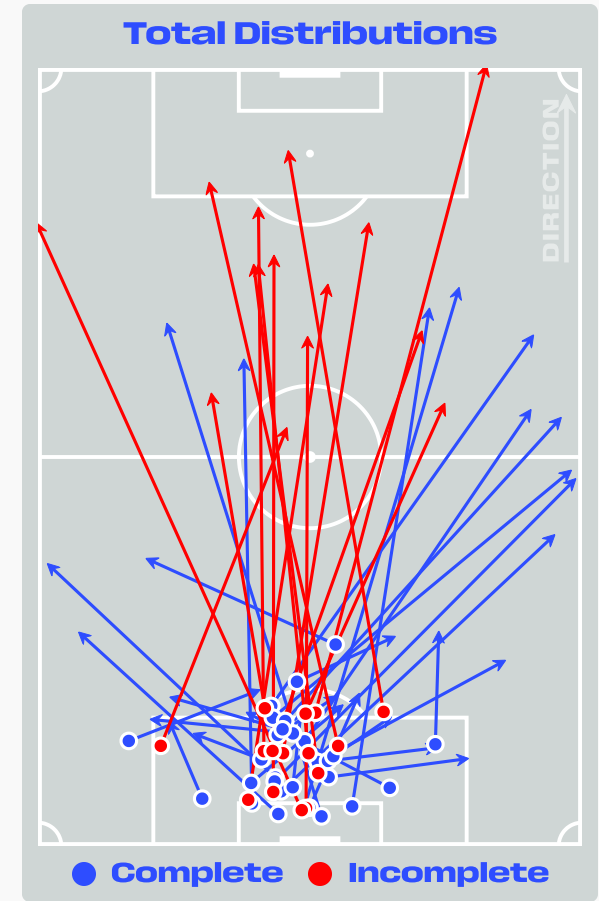
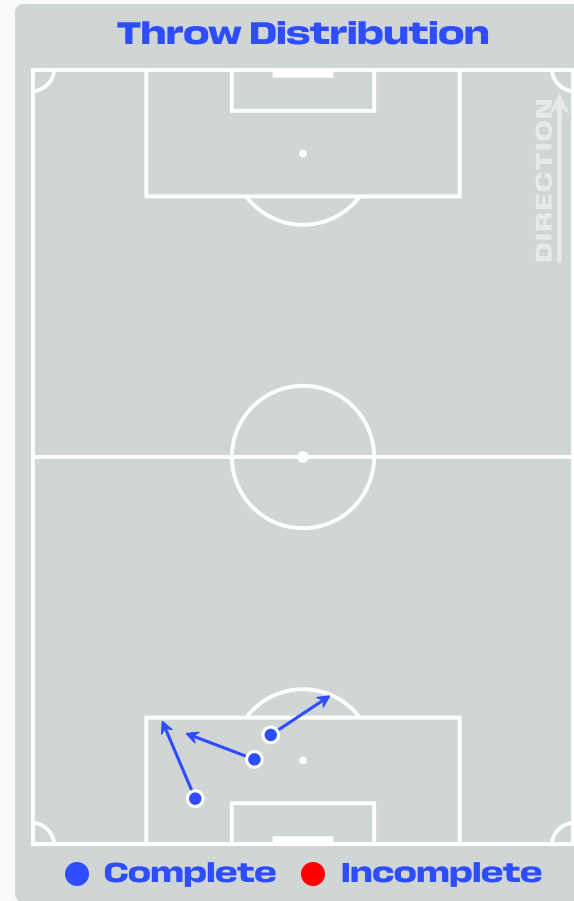
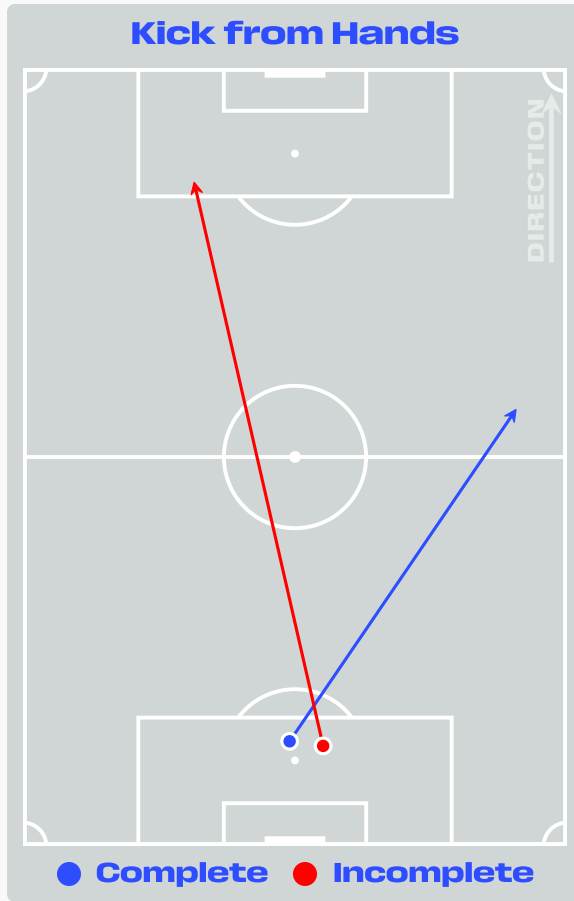
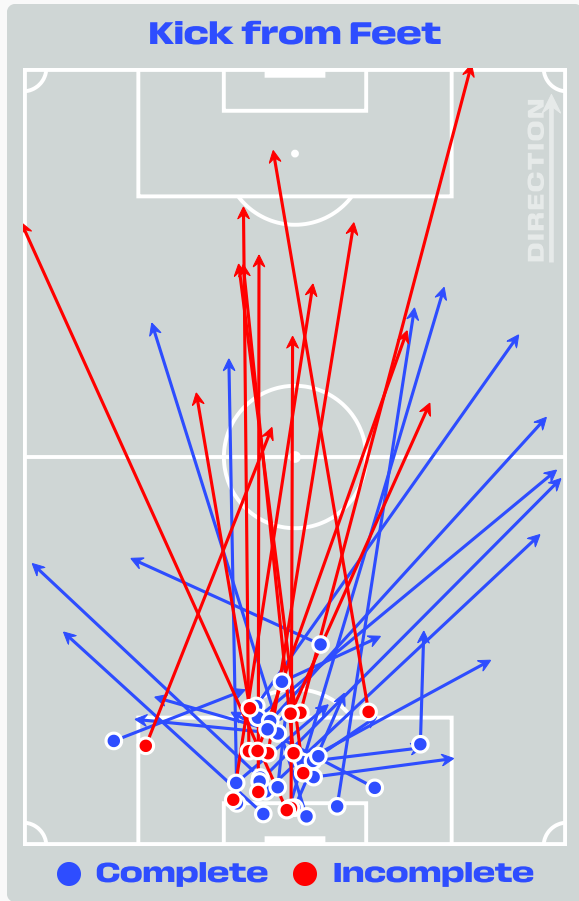
**Total Involvements**



# Goalkeeping Distribution

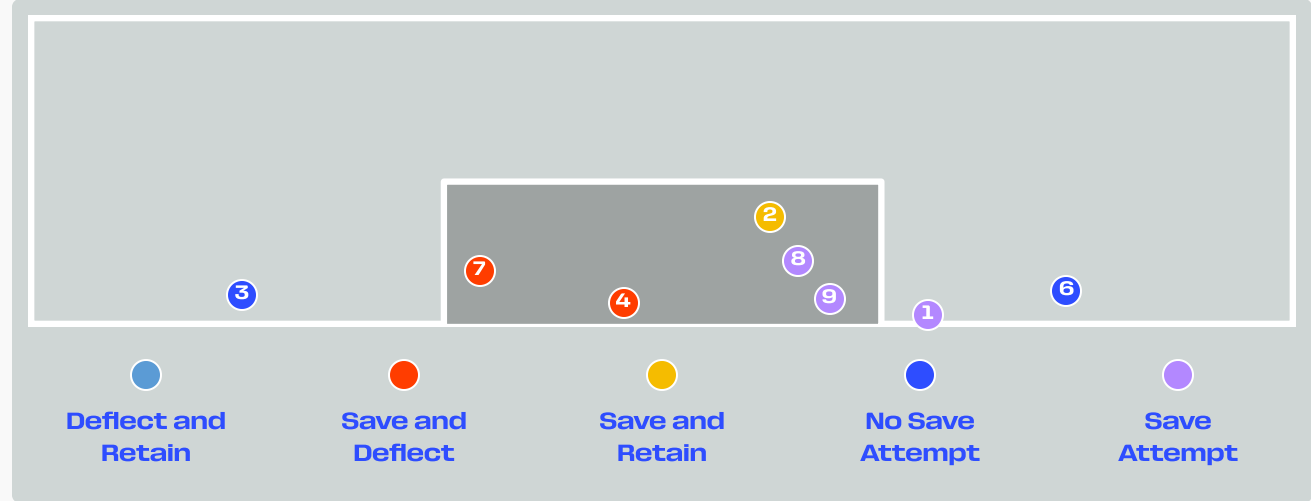
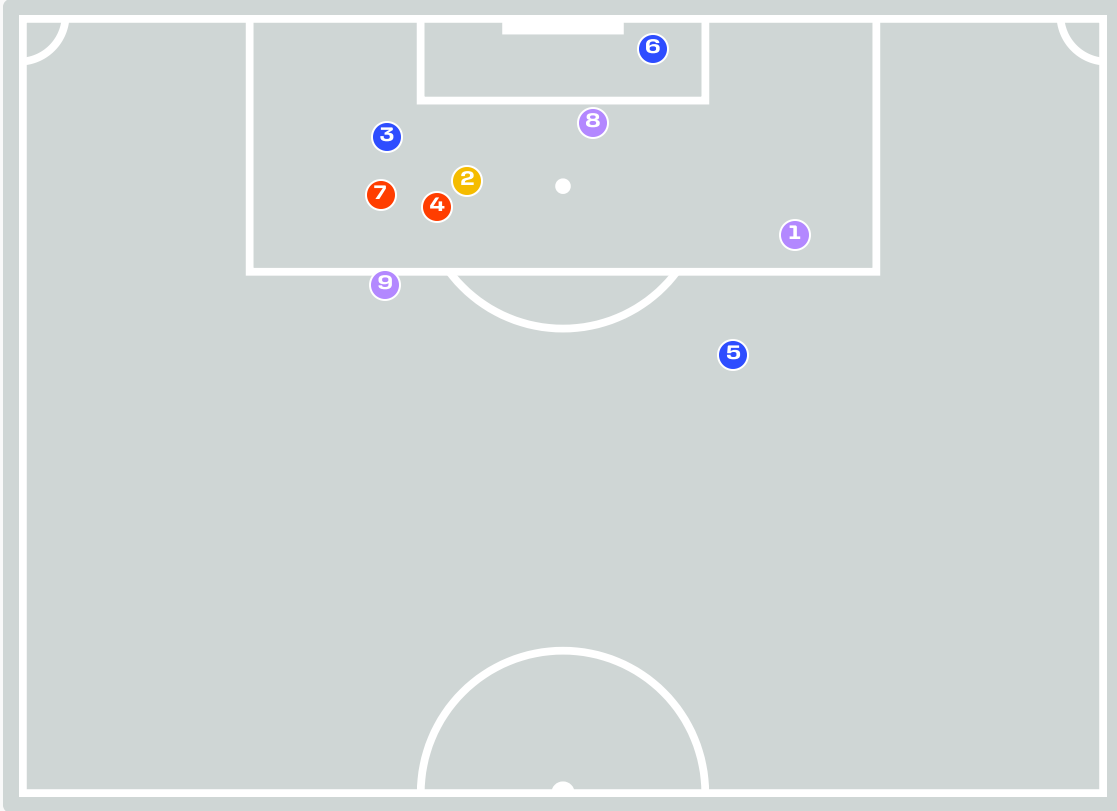


# Goalkeeping Distribution



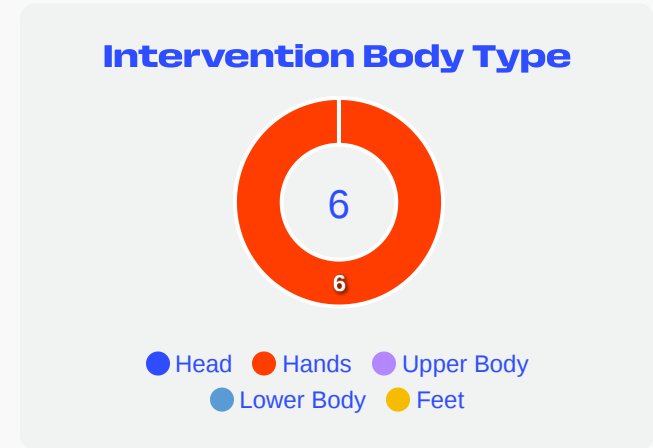
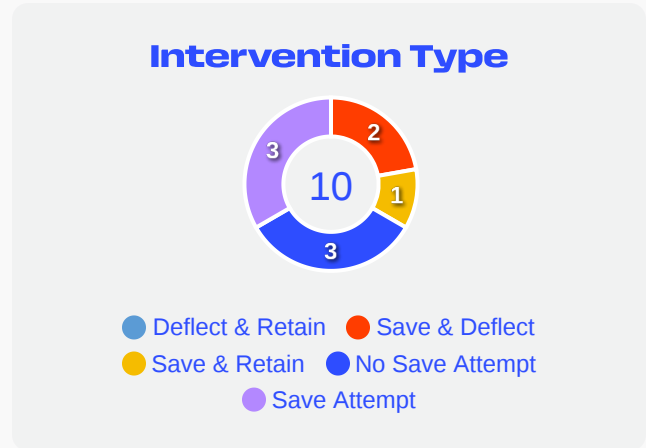


# Goal Prevention



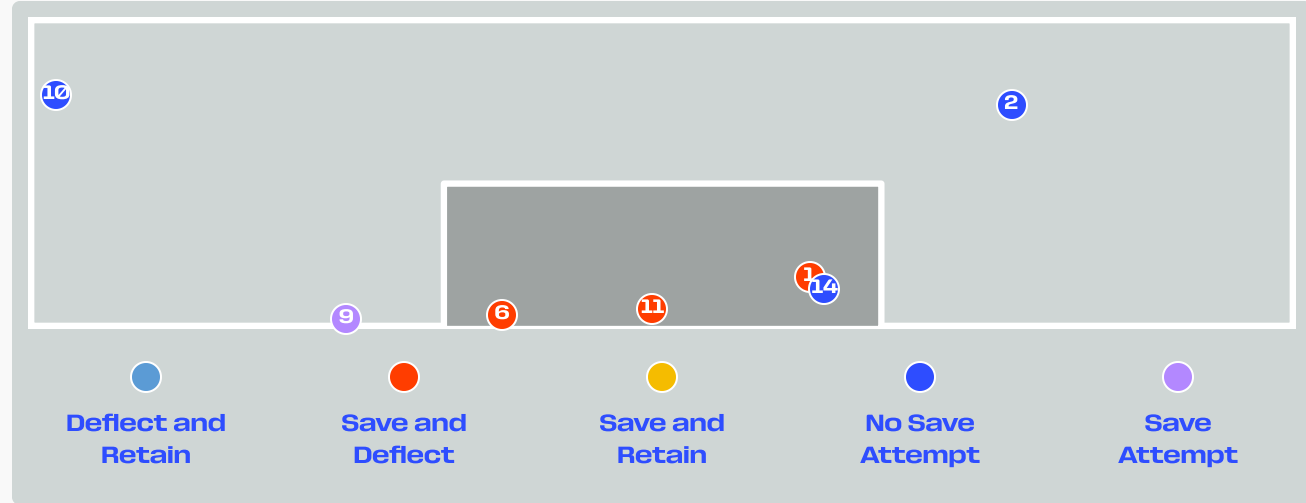
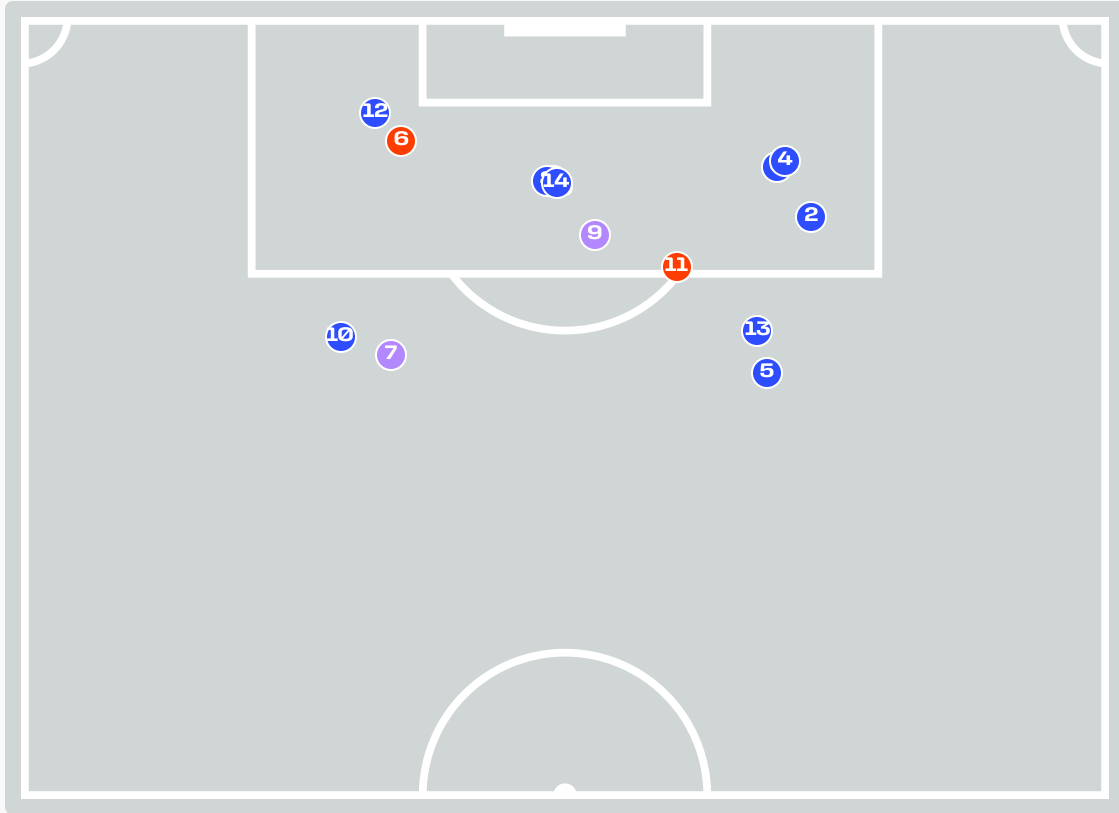
**9**  
Total Attempts on Goal Faced

**60**  
Save %



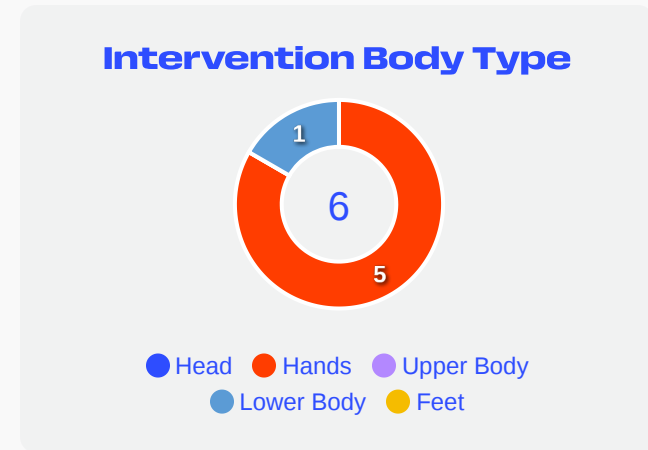
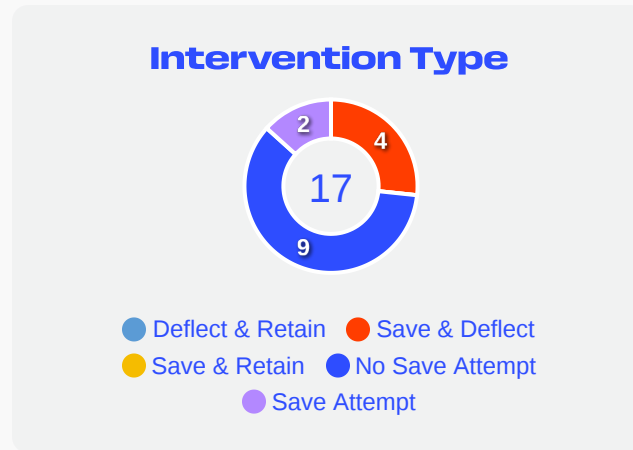
Total Attempts on Goal Faced	Total Goal Interventions	Save & Retain	Deflect & Retain	Save & Deflect	Save Attempt	No Save Attempt
9	3	1	0	2	3	3

# Goal Prevention



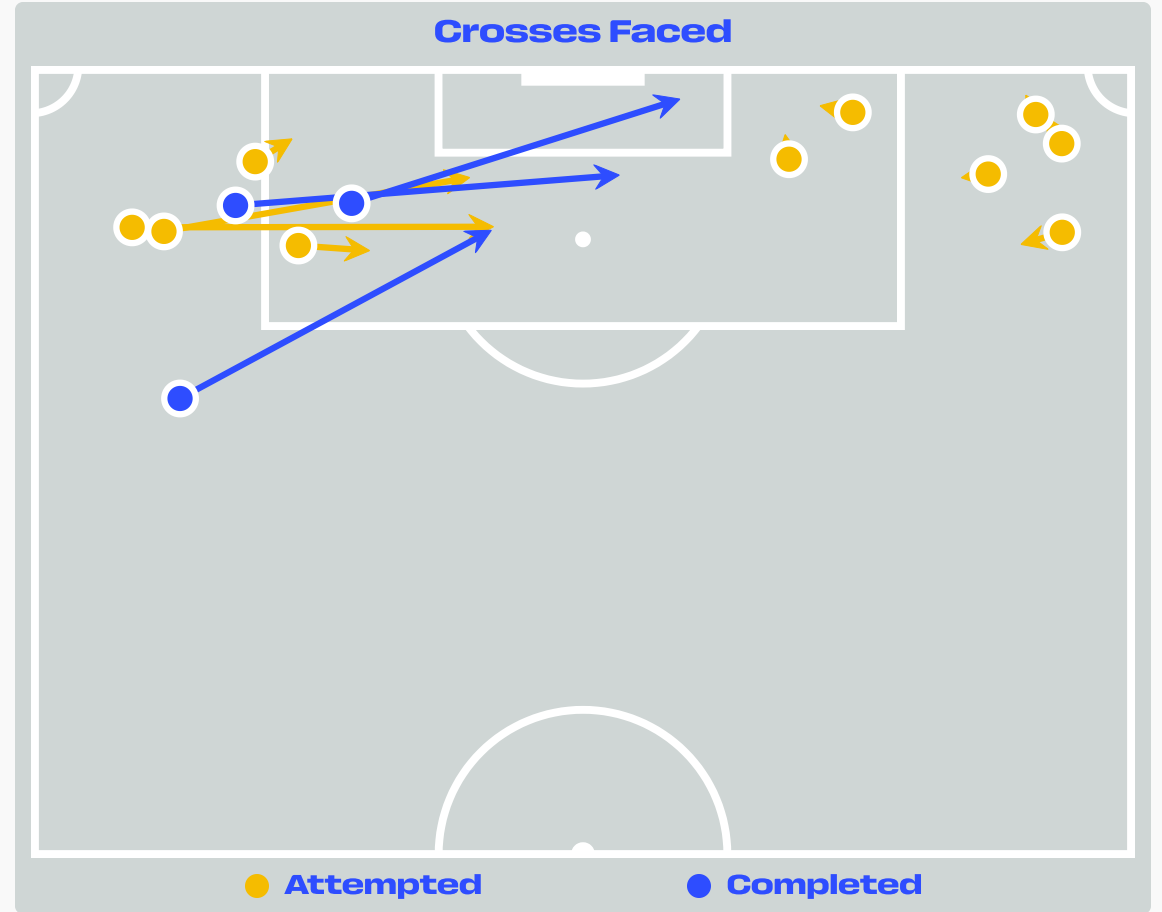


**15**  
Total Attempts on Goal Faced

**75**  
Save %



Total Attempts on Goal Faced	Total Goal Interventions	Save & Retain	Deflect & Retain	Save & Deflect	Save Attempt	No Save Attempt
15	4	0	0	4	2	9

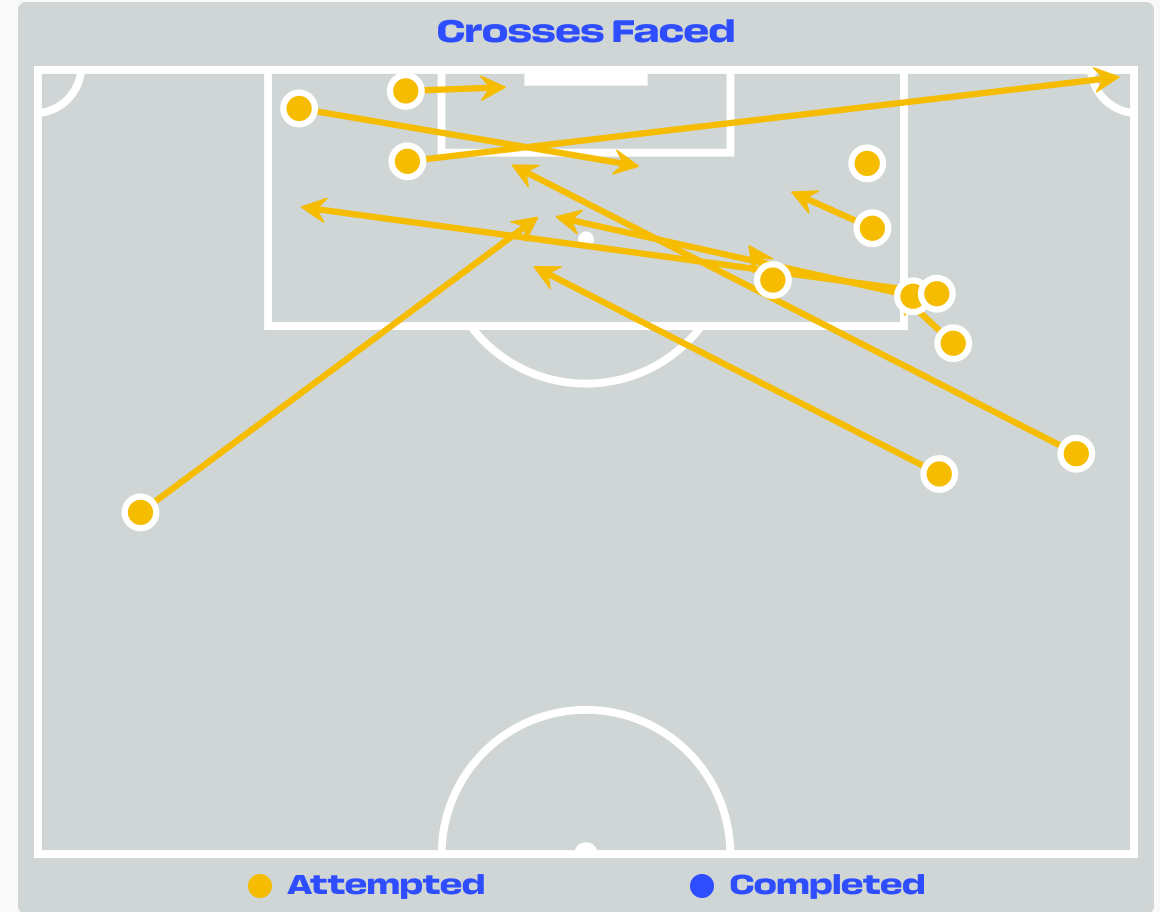


# Aerial Control



**Delivery Types Faced**

Total	In Swing	Out Swing	Driven	Lofted	Cutback	Push
17	6	2	3	2	0	4

# Aerial Control



**Delivery Types Faced**

Total	In Swing	Out Swing	Driven	Lofted	Cutback	Push
16	3	8	1	2	0	2

# SET PLAYS



Brazil v Norway



# Set Plays

**25**  
Total Set Plays

**5**  
Total Free Kicks

**2**  
Total Penalties

**5**  
Total Corners

**13**  
Total Throw Ins

Free Kicks	
Type	Total
Direct	4
Direct (on target)	0
Direct (off target)	0
Indirect	1

Corners			
Delivery Type	From Left Side	From Right Side	Total
Direct to Area	4	0	4
Short	1	0	1
Edge of Penalty Area	0	0	0

Corners	
Delivery Style	Total
Inswing	3
Outswing	0
Driven	0
Lofted	1

# Set Plays

**27**  
**Total Set Plays**

**8**  
**Total Free Kicks**

**0**  
**Total Penalties**

**5**  
**Total Corners**

**14**  
**Total Throw Ins**

Free Kicks	
Type	Total
Direct	7
Direct (on target)	0
Direct (off target)	0
Indirect	1

Corners			
Delivery Type	From Left Side	From Right Side	Total
Direct to Area	1	3	4
Short	0	1	1
Edge of Penalty Area	0	0	0

Corners	
Delivery Style	Total
Inswing	4
Outswing	0
Driven	0
Lofted	0

# INDIVIDUAL DATA IN POSSESSION



Brazil v Norway

## In Possession - Distributions



#	Player	Passes Attempted	Passes Completed	Pass Completion %	Switches of Play	Crosses Attempted	Crosses Completed	Line Breaks Attempted	Line Breaks Completed	Line Break Completion %	Ball Progressions	Take Ons	Step Ins	Attempts at Goal	Goals
1	ALISSON	21	16	76%	0	0	0	4	1	25%	0	0	0	0	0
3	GABRIEL MAGALHAES	34	31	91%	1	0	0	6	4	67%	0	0	0	0	0
4	MARQUINHOS	22	20	91%	1	0	0	4	3	75%	1	0	1	0	0
5	CASEMIRO	38	35	92%	2	3	0	11	8	73%	2	0	2	1	0
7	VINICIUS JUNIOR	22	19	86%	0	1	0	12	9	75%	16	16	0	2	0
8	BRUNO GUIMARAES	27	22	81%	1	2	0	11	8	73%	1	1	0	2	0
9	MATHEUS CUNHA	9	8	89%	0	1	0	3	0	0%	2	2	0	1	0
13	DANILO	46	37	80%	1	2	0	18	13	72%	0	0	0	1	0
16	DOUGLAS SANTOS	43	39	91%	0	0	0	13	10	77%	0	0	0	0	0
22	GABRIEL MARTINELLI	25	21	84%	0	2	0	6	5	83%	2	1	1	0	0
26	RAYAN	23	21	91%	0	0	0	3	2	67%	1	1	0	2	0
2	EDERSON SILVA	3	3	100%	0	2	0	1	0	0%	0	0	0	1	0
10	NEYMAR JR	12	9	75%	0	3	0	8	5	62%	3	3	0	2	1
18	DANILO SANTOS	20	16	80%	0	0	0	6	5	83%	1	0	1	0	0
19	ENDRICK	2	1	50%	0	0	0	0	0	0%	1	1	0	2	0



# In Possession - Offers & Receptions

			Offer movement types						
#	Player	Total Offers	In Front	In Between	Out to In	In to Out	In Behind	No Movement	Offers Received
1	ALISSON	3	0	0	0	0	0	3	1
3	GABRIEL MAGALHAES	13	1	0	0	0	3	9	5
4	MARQUINHOS	5	1	0	0	1	1	2	3
5	CASEMIRO	32	18	4	0	1	4	5	12
7	VINICIUS JUNIOR	43	3	6	0	1	15	18	18
8	BRUNO GUIMARAES	57	15	20	3	2	15	2	21
9	MATHEUS CUNHA	19	7	4	1	0	6	1	5
13	DANILO	28	14	0	0	0	7	7	15
16	DOUGLAS SANTOS	18	4	3	0	0	8	3	4
22	GABRIEL MARTINELLI	23	10	3	1	1	7	1	8
26	RAYAN	9	0	1	1	0	6	1	1
2	EDERSON SILVA	8	4	0	0	0	3	1	3
10	NEYMAR JR	20	11	6	1	0	1	1	8
18	DANILO SANTOS	12	5	0	0	0	6	1	5
19	ENDRICK	7	0	1	0	0	5	1	2

## In Possession - Distributions



#	Player	Passes Attempted	Passes Completed	Pass Completion %	Switches of Play	Crosses Attempted	Crosses Completed	Line Breaks Attempted	Line Breaks Completed	Line Break Completion %	Ball Progressions	Take Ons	Step Ins	Attempts at Goal	Goals
1	Orjan NYLAND	44	29	66%	0	0	0	26	13	50%	0	0	0	0	0
3	Kristoffer AJER	73	71	97%	0	1	1	16	15	94%	5	0	5	0	0
5	David MOLLER WOLFE	44	38	86%	0	2	0	13	9	69%	0	0	0	0	0
6	Patrick BERG	27	25	93%	0	1	0	6	4	67%	2	2	0	1	0
7	Alexander SORLOTH	28	25	89%	0	3	0	2	1	50%	1	1	0	0	0
8	Sander BERGE	119	117	98%	1	1	0	25	24	96%	1	1	0	0	0
9	Erling HAALAND	11	11	100%	0	0	0	1	1	100%	1	1	0	4	2
10	Martin ODEGAARD	109	101	93%	0	4	0	14	14	100%	3	1	2	3	0
17	Torbjorn HEGGEM	78	73	94%	0	0	0	10	8	80%	1	0	1	0	0
20	Antonio NUSA	17	13	76%	0	1	1	4	2	50%	6	5	1	0	0
26	Julian RYERSON	66	61	92%	0	1	0	23	20	87%	1	1	0	0	0
4	Leo OSTIGARD	0	0	0%	0	0	0	0	0	0%	0	0	0	0	0
14	Fredrik AURSNES	16	15	94%	0	0	0	5	4	80%	0	0	0	0	0
21	Andreas SCHJELDERUP	26	25	96%	1	3	1	8	7	88%	2	2	0	1	0
22	Oscar BOBB	25	23	92%	0	0	0	5	3	60%	5	5	0	0	0

# In Possession - Offers & Receptions



			Offer movement types						
#	Player	Total Offers	In Front	In Between	Out to In	In to Out	In Behind	No Movement	Offers Received
1	Orjan NYLAND	6	0	0	0	0	0	6	4
3	Kristoffer AJER	10	2	0	0	0	0	8	9
5	David MOLLER WOLFE	40	5	1	0	2	16	16	12
6	Patrick BERG	41	9	17	0	0	9	6	6
7	Alexander SORLOTH	34	0	3	1	1	10	19	15
8	Sander BERGE	27	16	5	0	2	0	4	13
9	Erling HAALAND	10	0	4	0	0	6	0	3
10	Martin ODEGAARD	77	27	24	4	5	9	8	36
17	Torbjorn HEGGEM	20	2	1	0	0	0	17	11
20	Antonio NUSA	23	7	4	3	0	1	8	11
26	Julian RYERSON	9	1	0	0	0	1	7	2
4	Leo OSTIGARD	0	0	0	0	0	0	0	0
14	Fredrik AURSNES	15	5	0	0	0	3	7	8
21	Andreas SCHJELDERUP	20	4	1	2	1	5	7	10
22	Oscar BOBB	32	7	10	2	0	8	5	16

# INDIVIDUAL DATA OUT OF POSSESSION



Brazil v Norway

## Out of Possession



#	Player	Tackles Made / Won	Blocks	Interceptions	Pressing Direct	Pressing Indirect	Duels Won - Aerial	Duels Won - Physical	Possession Contests won	Clearances	Loose Ball Receptions	Pushing On	Pushing On into Pressing	Possession Regains	Possession Interrupted
1	ALISSON	0 / 0	0	0	0	0	0	0	0	2	5	0	0	7	1
3	GABRIEL MAGALHAES	1 / 0	2	1	0	1	3	1	5	5	3	3	1	4	6
4	MARQUINHOS	3 / 3	2	2	3	9	0	0	1	5	2	18	7	10	6
5	CASEMIRO	4 / 0	3	1	6	34	1	0	1	1	7	27	9	4	4
7	VINICIUS JUNIOR	4 / 2	0	0	3	49	0	0	0	0	2	51	25	2	0
8	BRUNO GUIMARAES	3 / 2	0	1	5	43	0	0	0	1	1	31	21	4	1
9	MATHEUS CUNHA	2 / 0	3	0	6	37	0	0	0	2	3	38	29	2	3
13	DANILO	6 / 2	2	1	6	12	1	0	1	3	6	17	4	6	2
16	DOUGLAS SANTOS	9 / 1	4	1	19	27	0	0	0	5	6	49	30	4	9
22	GABRIEL MARTINELLI	0 / 0	3	1	7	42	0	0	0	0	4	30	19	1	0
26	RAYAN	4 / 1	1	0	4	17	1	0	1	0	5	21	15	1	1
2	EDERSON SILVA	0 / 0	0	0	0	13	0	0	0	0	2	3	2	0	0
10	NEYMAR JR	2 / 0	0	0	6	23	0	0	0	0	3	14	12	0	0
18	DANILO SANTOS	8 / 0	2	0	3	9	0	0	0	0	3	9	4	2	2
19	ENDRICK	1 / 0	2	0	1	16	0	0	0	0	1	10	7	1	1

## Out of Possession



#	Player	Tackles Made / Won	Blocks	Interceptions	Pressing Direct	Pressing Indirect	Duels Won - Aerial	Duels Won - Physical	Possession Contests won	Clearances	Loose Ball Receptions	Pushing On	Pushing On into Pressing	Possession Regains	Possession Interrupted
1	Orjan NYLAND	0 / 0	0	0	0	0	0	0	0	0	4	0	0	6	0
3	Kristoffer AJER	3 / 0	4	3	0	5	4	0	5	6	1	3	0	5	8
5	David MOLLER WOLFE	4 / 2	1	2	3	17	2	1	3	3	3	17	11	6	2
6	Patrick BERG	4 / 1	2	0	6	20	1	0	1	1	5	21	8	2	4
7	Alexander SORLOTH	0 / 0	0	0	0	9	1	0	1	0	2	6	5	0	0
8	Sander BERGE	0 / 0	2	2	0	19	0	0	0	2	6	15	7	2	4
9	Erling HAALAND	0 / 0	3	0	0	8	4	1	6	1	4	5	3	4	1
10	Martin ODEGAARD	3 / 0	2	0	3	25	0	0	1	0	10	14	12	0	2
17	Torbjorn HEGGEM	3 / 2	5	0	2	4	1	1	2	2	5	8	1	4	4
20	Antonio NUSA	1 / 0	0	0	1	13	0	0	0	1	4	8	5	0	1
26	Julian RYERSON	2 / 2	0	0	3	14	0	0	0	0	7	13	8	2	0
4	Leo OSTIGARD	0 / 0	0	0	0	0	0	0	0	0	0	0	0	0	0
14	Fredrik AURSNES	2 / 0	0	0	0	5	0	0	1	2	1	3	1	1	2
21	Andreas SCHJELDERUP	1 / 0	1	0	0	8	0	0	0	0	5	6	4	0	2
22	Oscar BOBB	1 / 0	1	0	5	15	0	1	1	1	3	12	10	0	2

# INDIVIDUAL DATA PHYSICAL



Brazil v Norway

## Physical Data



#	Player	Total Distance (m)	Zone 1: 0-7 km/h (m)	Zone 2: 7-15 km/h (m)	Zone 3: 15-20 km/h (m)	Zone 4: 20-25 km/h (m)	Zone 5: 25+ km/h (m)	High Speed Runs (Zone 3)	Sprints (Zone 4 & 5)	Top Speed (km/h)
1	ALISSON	5219.7	4353.5	771.8	82.5	11.9	0	6.0	1.0	22.4
3	GABRIEL MAGALHAES	9877.8	4427.4	4108.4	1009.8	243.9	88.4	81.0	21.0	31.0
4	MARQUINHOS	10273.5	4215.2	4104.0	1215.2	516.8	222.2	96.0	40.0	32.6
5	CASEMIRO	10875.2	4004.7	5087.3	1371.6	337.6	74.0	118.0	23.0	28.1
7	VINICIUS JUNIOR	9924.7	4734.3	3193.4	1207.2	564.2	225.5	93.0	45.0	33.3
8	BRUNO GUIMARAES	10223.9	3171.5	4635.3	1766.9	568.9	81.5	142.0	36.0	28.9
9	MATHEUS CUNHA	6911.7	2780.8	2710.3	930.2	319.7	170.7	79.0	25.0	31.4
13	DANILO	9829.6	4260.8	3401.0	1177.1	723.5	267.2	93.0	44.0	33.3
16	DOUGLAS SANTOS	11077.9	4083.1	4665.6	1486.6	698.5	144.1	129.0	50.0	31.7
22	GABRIEL MARTINELLI	8180.7	3115.1	3244.6	1167.8	452.0	201.2	90.0	38.0	30.1
26	RAYAN	7569.0	3033.2	2995.0	1123.5	344.8	72.5	103.0	23.0	29.2
2	EDERSON SILVA	2418.7	850.2	960.8	309.7	202.4	95.6	29.0	16.0	32.8
10	NEYMAR JR	3415.4	1178.9	1613.8	488.4	109.9	24.4	38.0	10.0	27.3
18	DANILO SANTOS	3573.8	1163.1	1620.4	468.2	245.5	76.6	33.0	17.0	27.5
19	ENDRICK	3927.7	1883.4	1384.5	400.2	181.9	77.8	31.0	16.0	32.7

## Physical Data



#	Player	Total Distance (m)	Zone 1: 0-7 km/h (m)	Zone 2: 7-15 km/h (m)	Zone 3: 15-20 km/h (m)	Zone 4: 20-25 km/h (m)	Zone 5: 25+ km/h (m)	High Speed Runs (Zone 3)	Sprints (Zone 4 & 5)	Top Speed (km/h)
1	Orjan NYLAND	6732.6	5265.2	1354.0	78.7	34.7	0	8.0	3.0	22.7
3	Kristoffer AJER	10820.9	4890.5	4444.9	1074.8	259.5	151.2	93.0	29.0	32.8
5	David MOLLER WOLFE	10583.2	3688.9	4843.3	1168.8	559.2	322.9	102.0	48.0	30.2
6	Patrick BERG	12215.7	4467.6	4847.0	1694.4	913.1	293.6	147.0	62.0	32.2
7	Alexander SORLOTH	5448.0	2189.5	1984.6	825.2	308.0	140.6	64.0	26.0	32.3
8	Sander BERGE	12018.0	4291.8	5947.5	1244.1	396.5	138.1	114.0	29.0	33.1
9	Erling HAALAND	9926.7	4978.5	3392.9	964.9	409.6	180.8	74.0	35.0	32.8
10	Martin ODEGAARD	12662.1	4178.6	5375.5	2180.5	600.9	326.7	180.0	49.0	30.8
17	Torbjorn HEGGEM	11296.0	4217.5	5425.9	1251.2	275.0	126.3	106.0	21.0	33.1
20	Antonio NUSA	4890.0	2212.5	1564.7	595.5	361.4	156.0	50.0	25.0	31.6
26	Julian RYERSON	7762.0	2965.5	3293.9	1034.4	386.5	81.7	86.0	28.0	28.9
4	Leo OSTIGARD	498.8	293.3	129.4	67.4	8.6	0	6.0	1.0	21.6
14	Fredrik AURSNES	3991.5	1501.1	1798.9	519.0	128.5	43.9	47.0	9.0	30.3
21	Andreas SCHJELDERUP	5815.2	2342.0	2134.3	820.0	361.1	157.8	69.0	29.0	32.1
22	Oscar BOBB	5834.4	2217.0	2286.5	784.3	416.7	129.9	66.0	30.0	30.9



TM