



Paraguay 0 - 1 France

Round of 16 - Match 89

04 July 2026

17:00 Kick Off

Philadelphia Stadium

POST MATCH SUMMARY REPORT

Match Summary - Teams



Paraguay

0 - 1



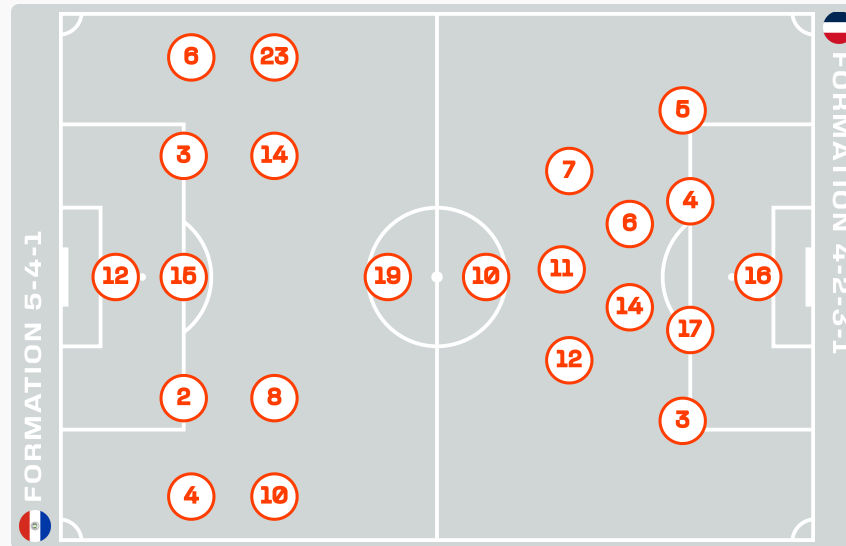
France

STARTING

- 12 GK Orlando GILL
- 2 DF Gustavo VELAZQUEZ
- 3 DF Omar ALDERETE ↓ 58'
- 4 DF Juan Jose GACERES
- 6 DF Junior ALONSO
- 8 MF Diego GOMEZ ↓ 71'
- 10 MF Miguel ALMIRON ↓ 71'
- 14 MF Andres CUBAS
- 15 DF Gustavo GOMEZ
- 19 FW Julio ENCISO ↓ 61'
- 23 MF Matias GALARZA

SUBSTITUTES

- 1 GK Gatito FERNANDEZ
- 22 GK Gaston OLVEIRA
- 5 DF Fabian BALBUENA
- 7 MF Ramon SOSA
- 9 FW Antonio SANABRIA
- 11 MF MAURICIO ↑ 71'
- 13 DF Jose CANALE ↑ 58'
- 16 MF Damian BOBADILLA
- 17 FW Alejandro ROMERO GAMARRA
- 18 FW Alex ARCE
- 20 MF Braian OJEDA
- 21 FW Gabriel AVALOS ↑ 71'
- 24 MF Gustavo CABALLERO ↑ 61'
- 25 FW Isidro PITTA
- 26 DF Alexandro MAIDANA



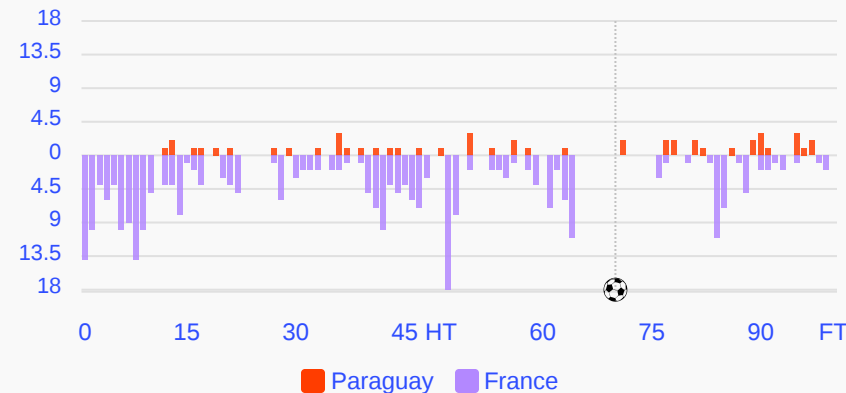
STARTING

- Mike MAIGNAN GK 16
- Lucas DIGNE DF 3
- Dayot UPAMECANO DF 4
- Jules KOUNDE DF 5
- 81' Manu KONE MF 6
- ↓ 84' Ousmane DEMBELE FW 7
- 70' Kylian MBAPPE FW 10
- 97' Michael OLISE FW 11
- ↓ 61' 19' Bradley BARGOLA FW 12
- Adrien RABIOT MF 14
- William SALIBA DF 17

SUBSTITUTES

- Brice SAMBA GK 1
- Robin RISSER GK 23
- Malo GUSTO DF 2
- Aurelien TCHOUAMENI MF 8
- Marcus THURAM FW 9
- Ngolo KANTE MF 13
- Ibrahima KONATE DF 15
- Warren ZAIRE-EMERY MF 18
- Theo HERNANDEZ DF 19
- ↑ 61' Desire DOUE FW 20
- Lucas HERNANDEZ DF 21
- Jean-Philippe MATETA FW 22
- ↑ 84' Rayan CHERKI MF 24
- Maghnes AKLIOUCHÉ MF 25
- Maxence LACROIX DF 26

Distribution in the Final Third



Match Summary - Key Statistics



0 - 1



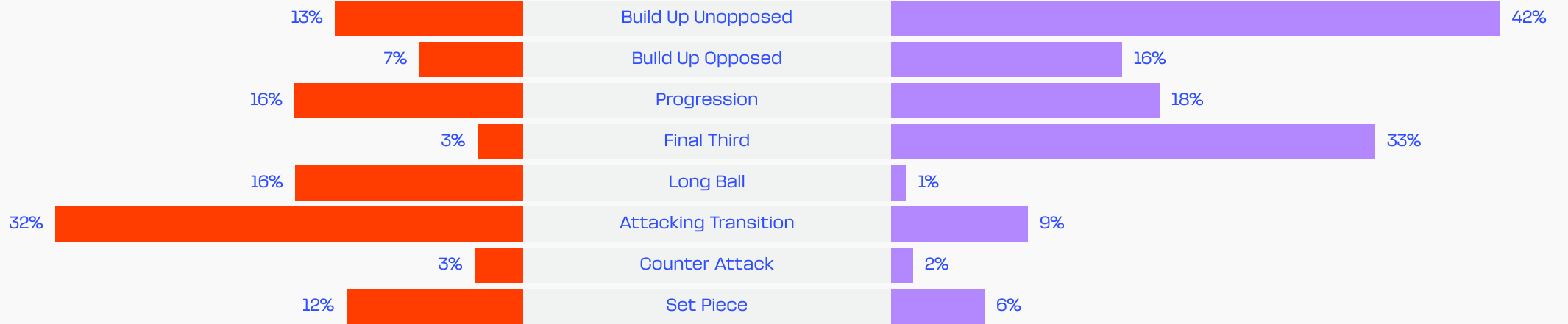
Possession

| Total | 22.5% | 10.8% | 66.7% | Total |
|-----------|--|-------|-------|-----------|
| 0 | Goals | | | 1 |
| 0.13 | xG (Expected Goals) | | | 1.93 |
| 5 (0) | Attempts at Goal (On Target) | | | 15 (5) |
| 191 (108) | Total Passes (Complete) | | | 587 (526) |
| 57 % | Pass Completion % | | | 90 % |
| 37 | Completed Line Breaks | | | 103 |
| 3 | Defensive Line Breaks | | | 10 |
| 22 | Receptions in the Final Third | | | 241 |
| 6 | Crosses | | | 20 |
| 13 | Ball Progressions | | | 36 |
| 268 (56) | Defensive Pressures Applied (Direct Pressures) | | | 95 (23) |
| 40 | Forced Turnovers | | | 37 |
| 65 | Second Balls | | | 75 |
| 104.4 km | Total Distance Covered | | | 104.8 km |
| 4.6 km | Zone 4 - Low Speed Sprinting: 20-25 km/h | | | 4.3 km |

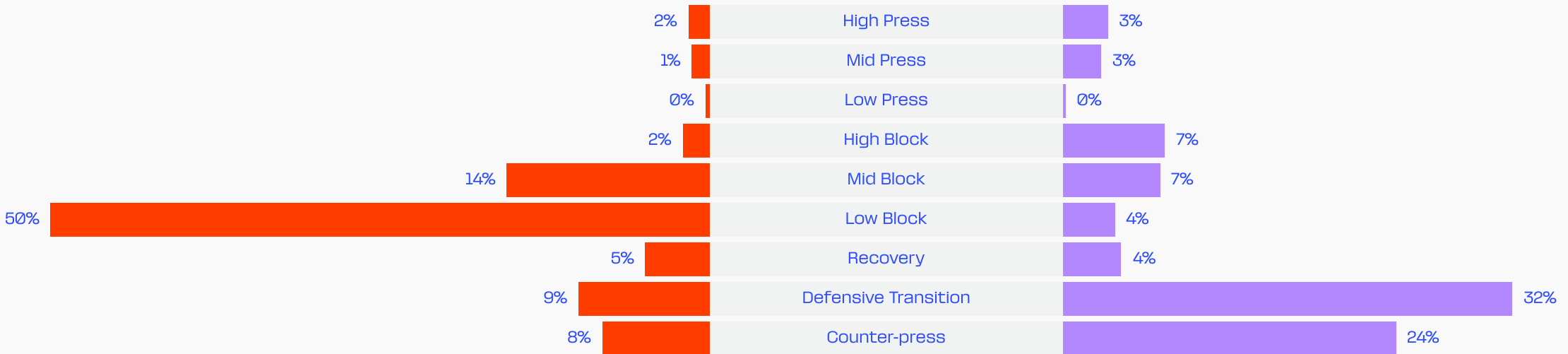


Phases of Play

IN POSSESSION



OUT OF POSSESSION

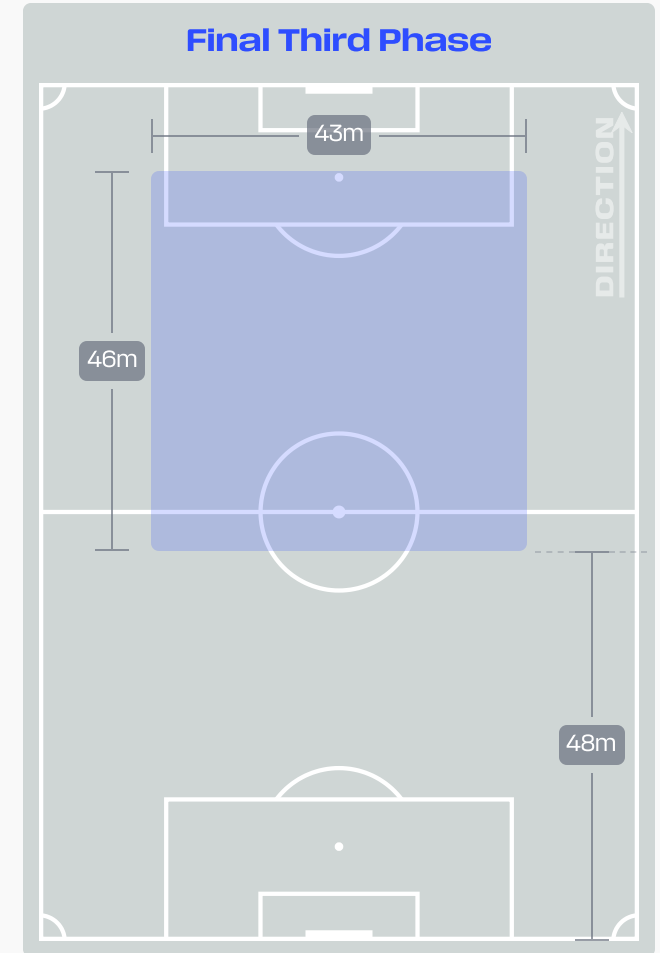
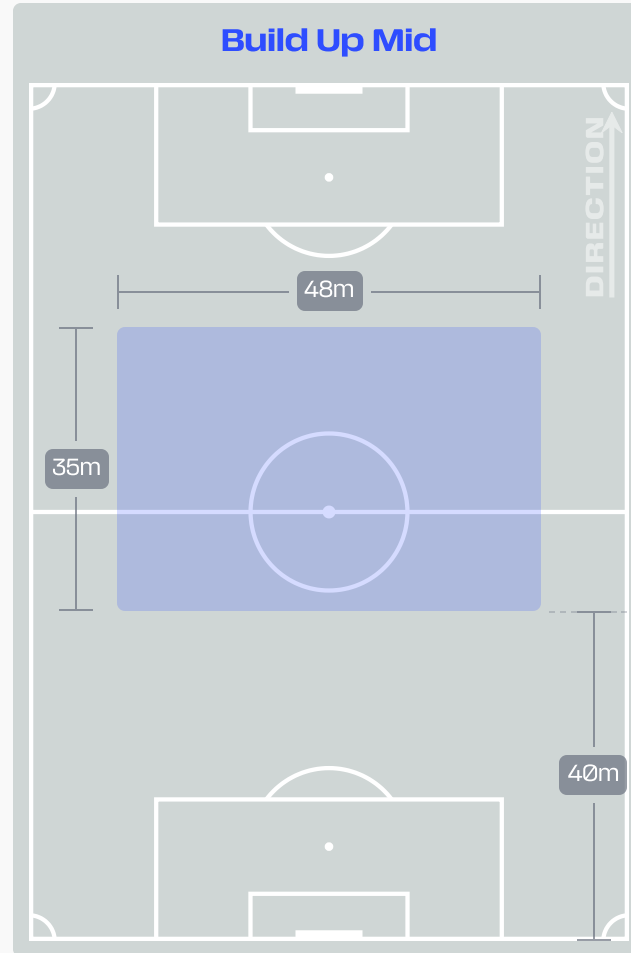
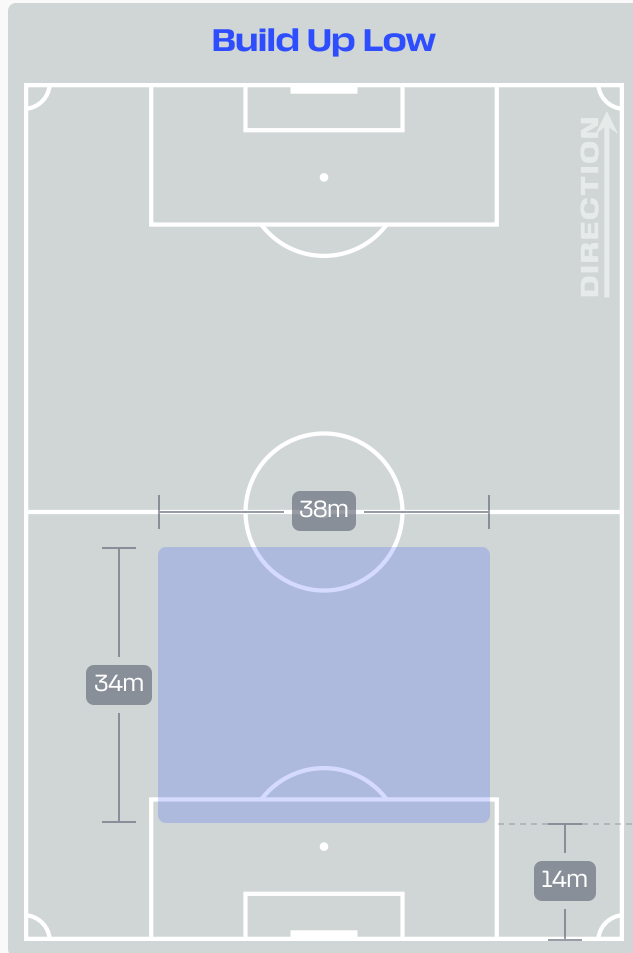


IN POSSESSION

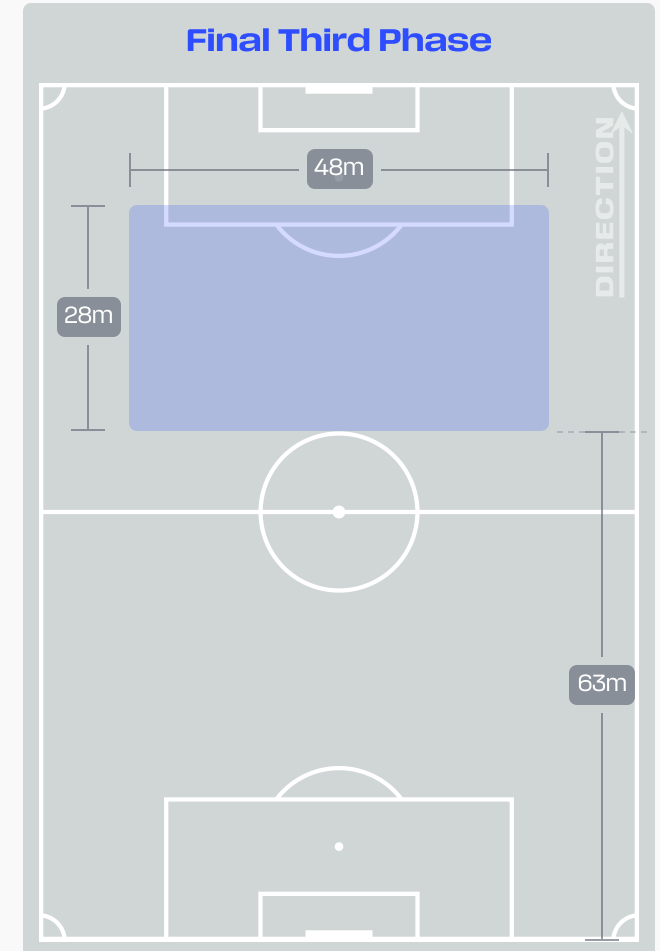
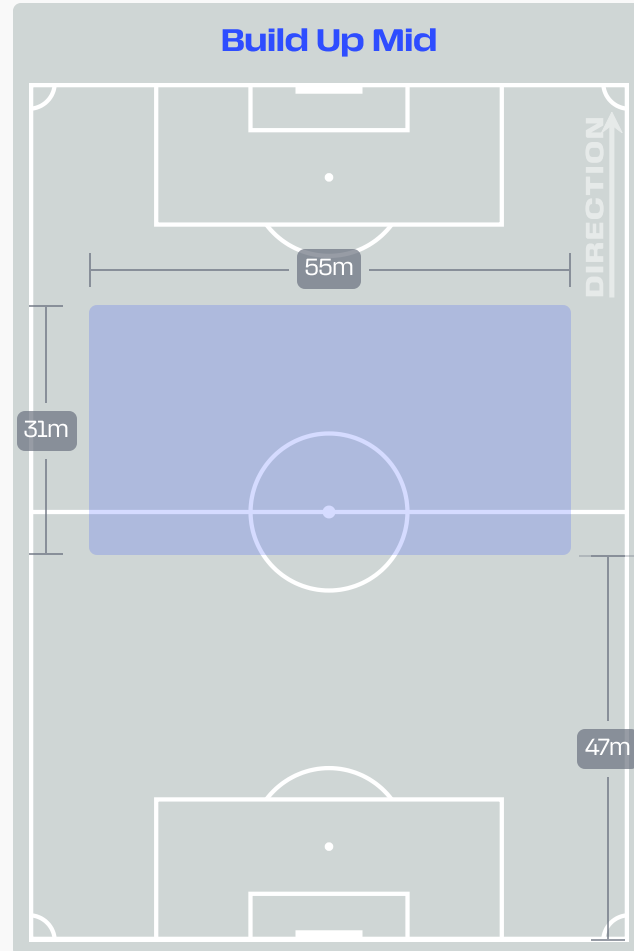
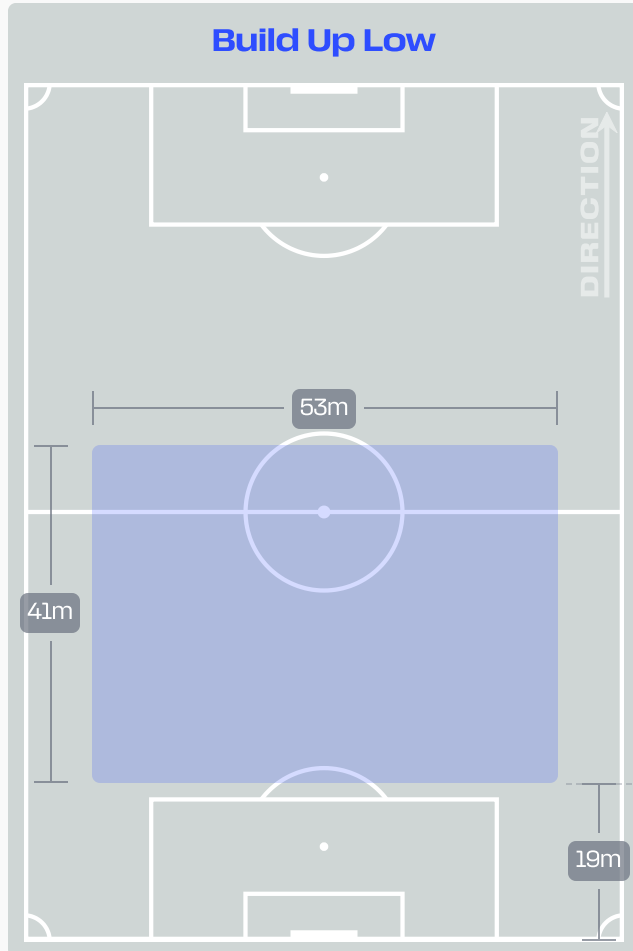


Paraguay v France

In Possession Line Height & Team Length



In Possession Line Height & Team Length



Line Breaks

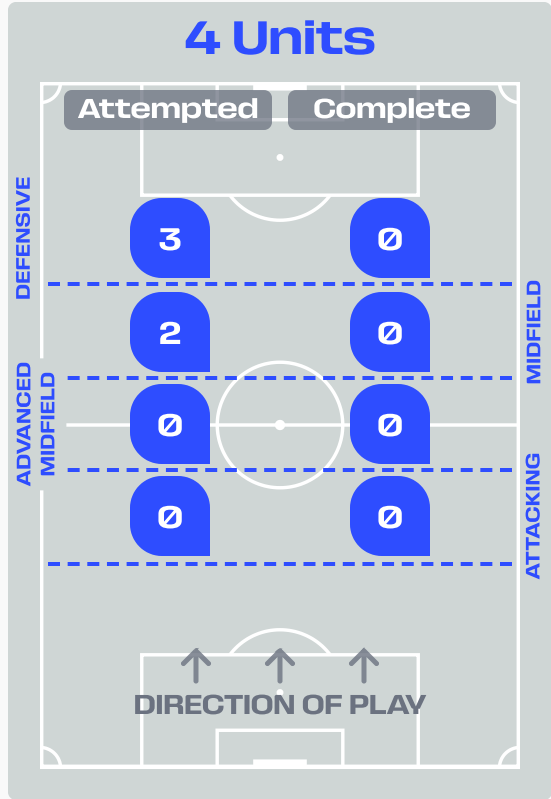


Attempted Line Breaks
93

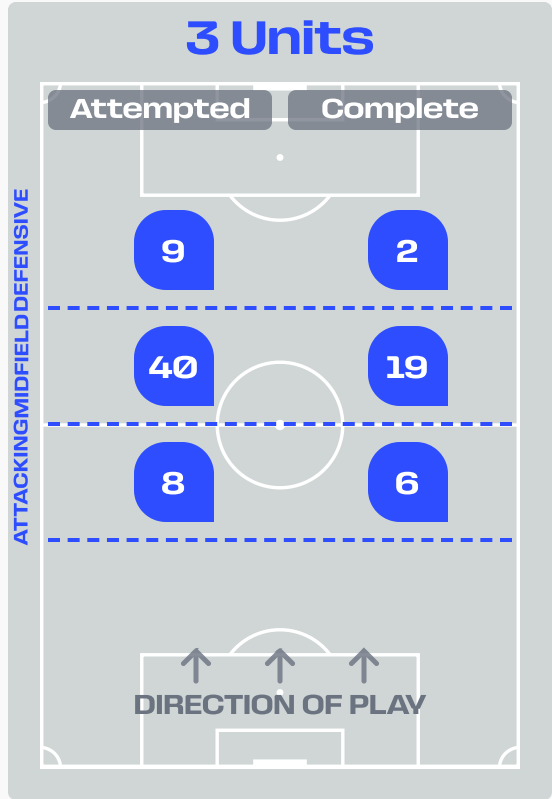
11 Attempted
7 Complete

9 Attempted
8 Complete

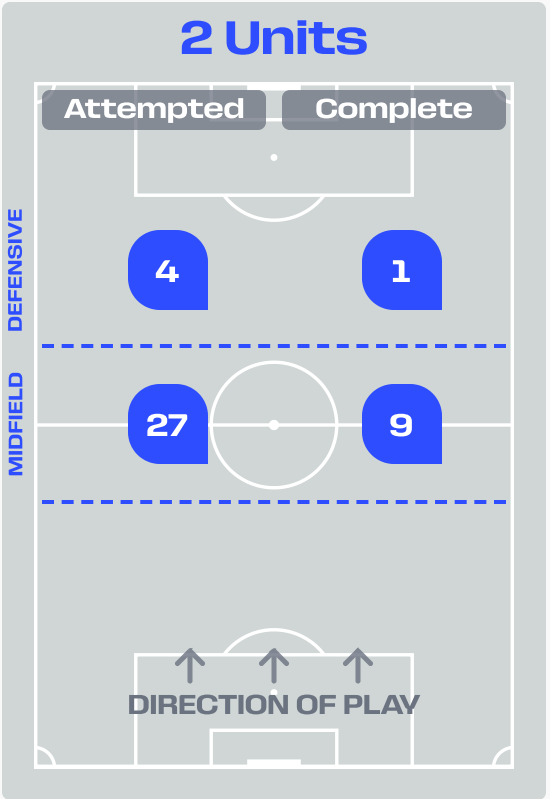
73 Attempted
22 Complete



Attempted Line Breaks **5**
 Inside Shape 3
 Outside Shape 2



Attempted Line Breaks **57**
 Inside Shape 44
 Outside Shape 13



Attempted Line Breaks **31**
 Inside Shape 29
 Outside Shape 2

Line Breaks

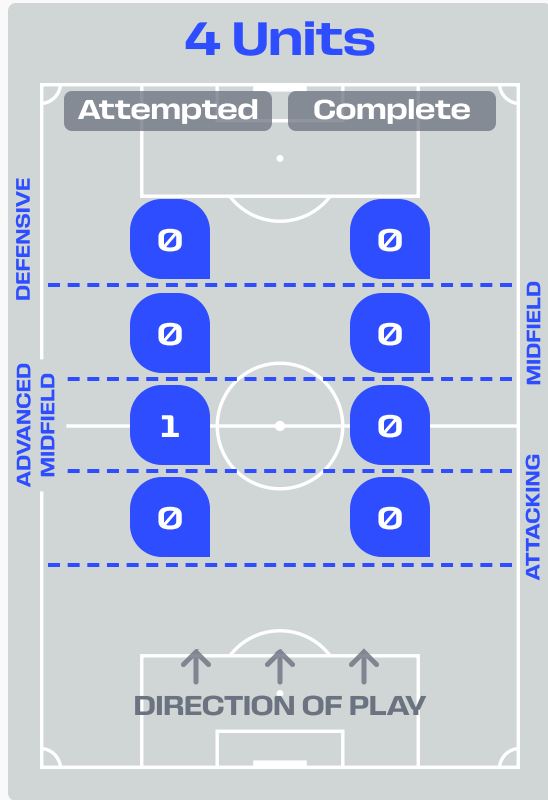


Attempted Line Breaks
125

20 ↑ 16
Attempted Complete

80 ↻ 74
Attempted Complete

25 ↺ 13
Attempted Complete



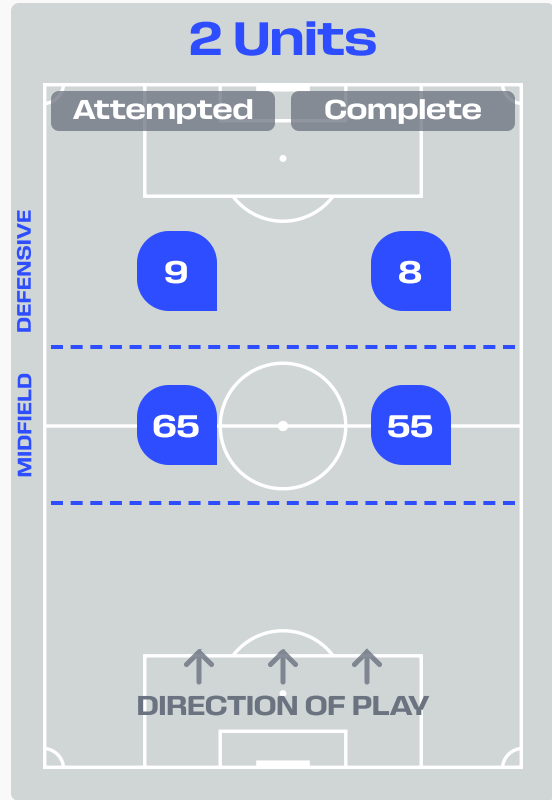
Attempted Line Breaks 1

| | |
|---------------|---|
| Inside Shape | 1 |
| Outside Shape | 0 |



Attempted Line Breaks 50

| | |
|---------------|----|
| Inside Shape | 14 |
| Outside Shape | 36 |



Attempted Line Breaks 74

| | |
|---------------|----|
| Inside Shape | 22 |
| Outside Shape | 52 |

Line Breaks



| | | | | | 4 Units | | | | 3 Units | | | 2 Units | | Direction | | | Distribution Type | | |
|----|-----------------|-----------------------|-----------------------|-------------------------|----------------|-------------------------|---------------|----------------|----------------|---------------|----------------|---------------|----------------|-----------|--------|------|-------------------|-------|------------------|
| # | Player | Line Breaks Attempted | Line Breaks Completed | Line Break Completion % | Attacking Line | Attacking Midfield Line | Midfield Line | Defensive Line | Attacking Line | Midfield Line | Defensive Line | Midfield Line | Defensive Line | Through | Around | Over | Pass | Cross | Ball Progression |
| 16 | Mike MIGNAN | 7 | 4 | 57% | 0 | 0 | 0 | 0 | 3 | 2 | 1 | 1 | 0 | 0 | 1 | 6 | 7 | 0 | 0 |
| 3 | Lucas DIGNE | 13 | 9 | 69% | 0 | 0 | 0 | 0 | 3 | 2 | 0 | 6 | 2 | 1 | 9 | 3 | 12 | 1 | 0 |
| 4 | Dayot UPAMECANO | 16 | 13 | 81% | 0 | 0 | 0 | 0 | 8 | 3 | 0 | 5 | 0 | 4 | 7 | 5 | 16 | 0 | 0 |
| 5 | Jules KOUNDE | 21 | 19 | 90% | 0 | 0 | 0 | 0 | 0 | 7 | 0 | 14 | 0 | 1 | 19 | 1 | 19 | 0 | 2 |
| 6 | Manu KONE | 10 | 10 | 100% | 0 | 0 | 0 | 0 | 0 | 0 | 0 | 10 | 0 | 2 | 8 | 0 | 9 | 0 | 1 |
| 7 | Ousmane DEMBELE | 6 | 4 | 67% | 0 | 0 | 0 | 0 | 0 | 1 | 0 | 3 | 2 | 3 | 3 | 0 | 5 | 0 | 1 |
| 10 | Kylian MBAPPE | 7 | 5 | 71% | 0 | 0 | 0 | 0 | 0 | 2 | 1 | 4 | 0 | 1 | 6 | 0 | 4 | 0 | 3 |
| 11 | Michael OLISE | 13 | 12 | 92% | 0 | 0 | 0 | 0 | 1 | 4 | 0 | 6 | 2 | 3 | 7 | 3 | 12 | 0 | 1 |
| 12 | Bradley BARCOLA | 2 | 2 | 100% | 0 | 0 | 0 | 0 | 0 | 0 | 0 | 1 | 1 | 0 | 2 | 0 | 1 | 0 | 1 |
| 14 | Adrien RABIOT | 18 | 15 | 83% | 0 | 1 | 0 | 0 | 3 | 2 | 1 | 10 | 1 | 4 | 9 | 5 | 17 | 1 | 0 |
| 17 | William SALIBA | 6 | 5 | 83% | 0 | 0 | 0 | 0 | 2 | 0 | 0 | 4 | 0 | 0 | 5 | 1 | 6 | 0 | 0 |
| 20 | Desire DOUE | 3 | 3 | 100% | 0 | 0 | 0 | 0 | 0 | 2 | 0 | 0 | 1 | 1 | 1 | 1 | 3 | 0 | 0 |
| 24 | Rayan CHERKI | 3 | 2 | 67% | 0 | 0 | 0 | 0 | 0 | 1 | 1 | 1 | 0 | 0 | 3 | 0 | 2 | 0 | 1 |

Passing Networks



| # | Passes From ↓ to → | Orlando GILL | Gustavo VELAZQUEZ | Omar ALDERETE | Juan Jose CACERES | Junior ALONSO | Diego GOMEZ | Miguel ALMIRON | Andres CUBAS | Gustavo GOMEZ | Julio ENCISO | Matias GALARZA | MAURICIO | Jose CANALE | Gabriel AVALOS | Gustavo CABALLERO |
|----|--------------------|--------------|-------------------|---------------|-------------------|---------------|-------------|----------------|--------------|---------------|--------------|----------------|----------|-------------|----------------|-------------------|
| 12 | Orlando GILL | | 0 | 0 | 1 | 0 | 1 | 0 | 1 | 0 | 3 | 0 | 0 | 0 | 0 | 0 |
| 2 | Gustavo VELAZQUEZ | 0 | | 0 | 1 | 0 | 0 | 0 | 1 | 0 | 0 | 0 | 0 | 0 | 0 | 0 |
| 3 | Omar ALDERETE | 0 | 0 | | 1 | 2 | 0 | 0 | 0 | 0 | 0 | 1 | 0 | 0 | 0 | 0 |
| 4 | Juan Jose CACERES | 0 | 2 | 0 | | 0 | 0 | 1 | 2 | 0 | 1 | 1 | 0 | 0 | 0 | 0 |
| 6 | Junior ALONSO | 1 | 1 | 1 | 1 | | 1 | 0 | 0 | 0 | 1 | 2 | 0 | 1 | 1 | 0 |
| 8 | Diego GOMEZ | 0 | 1 | 0 | 1 | 0 | | 5 | 1 | 0 | 1 | 2 | 0 | 0 | 0 | 0 |
| 10 | Miguel ALMIRON | 0 | 1 | 0 | 3 | 0 | 2 | | 0 | 0 | 1 | 3 | 0 | 0 | 0 | 0 |
| 14 | Andres CUBAS | 0 | 1 | 0 | 0 | 3 | 1 | 2 | | 0 | 1 | 4 | 1 | 0 | 0 | 2 |
| 15 | Gustavo GOMEZ | 0 | 0 | 1 | 0 | 1 | 0 | 0 | 0 | | 0 | 1 | 0 | 0 | 0 | 0 |
| 19 | Julio ENCISO | 1 | 0 | 0 | 0 | 0 | 0 | 2 | 0 | 0 | | 0 | 0 | 0 | 0 | 0 |
| 23 | Matias GALARZA | 0 | 0 | 0 | 1 | 5 | 2 | 2 | 2 | 1 | 0 | | 3 | 1 | 0 | 0 |
| 11 | MAURICIO | 1 | 1 | 0 | 1 | 1 | 0 | 0 | 0 | 0 | 0 | 1 | | 1 | 0 | 0 |
| 13 | Jose CANALE | 0 | 0 | 0 | 0 | 1 | 0 | 0 | 0 | 0 | 0 | 3 | 0 | | 0 | 0 |
| 21 | Gabriel AVALOS | 0 | 0 | 0 | 0 | 0 | 0 | 0 | 0 | 0 | 0 | 1 | 0 | 0 | | 0 |
| 24 | Gustavo CABALLERO | 0 | 0 | 0 | 0 | 0 | 0 | 0 | 0 | 0 | 0 | 0 | 0 | 0 | 0 | |

| Top 5 Player to Player Passers | | |
|--------------------------------|----------------|------------------------|
| Player | Passed To | % of Total Team Passes |
| Diego GOMEZ | Miguel ALMIRON | 5.1% |
| Matias GALARZA | Junior ALONSO | 5.1% |
| Andres CUBAS | Matias GALARZA | 4% |
| Orlando GILL | Julio ENCISO | 3% |
| Miguel ALMIRON | Matias GALARZA | 3% |


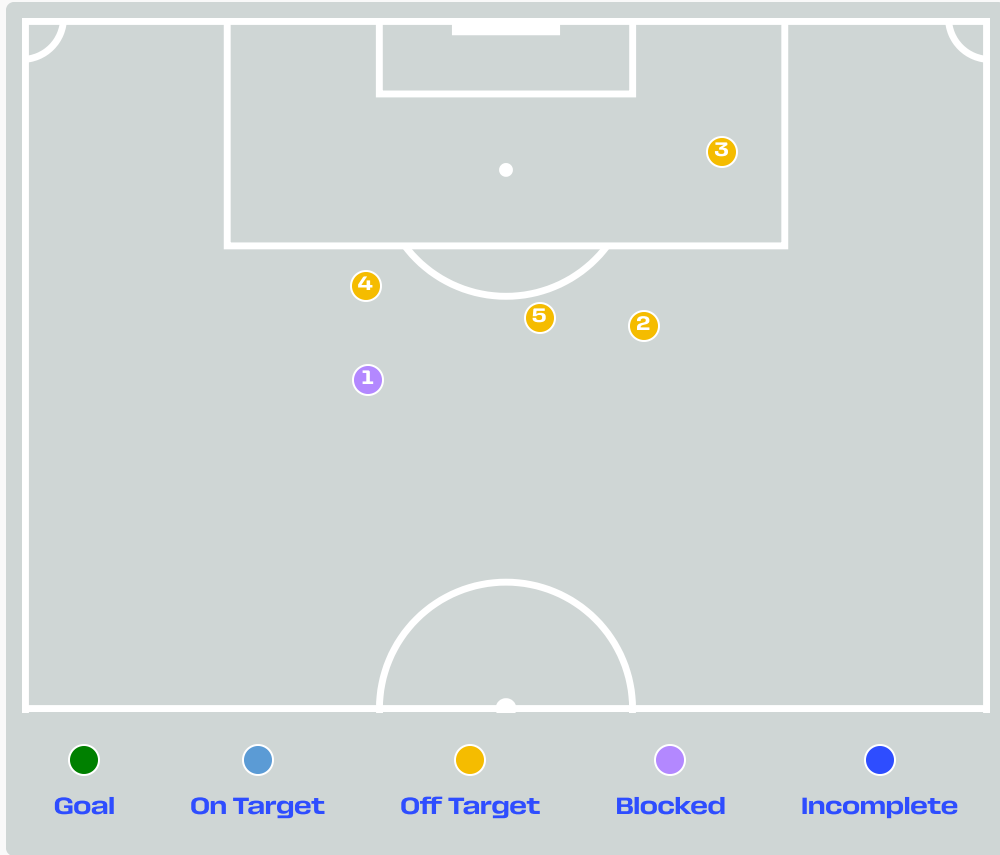
Passing Networks








| # | Passes From ↓ to → | Mike MAIGNAN | Lucas DIGNE | Dayot UPAMECANO | Jules KOUNDE | Manu KONE | Ousmane DEMBELE | Kylian MBAPPE | Michael OLISE | Bradley BARCOLA | Adrien RABIOT | William SALIBA | Desire DOUE | Rayan CHERKI |
|----|--------------------|--------------|-------------|-----------------|--------------|-----------|-----------------|---------------|---------------|-----------------|---------------|----------------|-------------|--------------|
| 16 | Mike MAIGNAN | | 3 | 6 | 8 | 0 | 1 | 1 | 1 | 0 | 0 | 9 | 0 | 0 |
| 3 | Lucas DIGNE | 3 | | 2 | 1 | 1 | 2 | 9 | 4 | 4 | 5 | 8 | 8 | 0 |
| 4 | Dayot UPAMECANO | 4 | 3 | | 6 | 8 | 4 | 1 | 11 | 1 | 10 | 8 | 3 | 1 |
| 5 | Jules KOUNDE | 1 | 0 | 8 | | 8 | 21 | 5 | 6 | 1 | 2 | 3 | 0 | 1 |
| 6 | Manu KONE | 0 | 6 | 4 | 17 | | 9 | 5 | 9 | 1 | 8 | 5 | 2 | 0 |
| 7 | Ousmane DEMBELE | 1 | 0 | 3 | 9 | 9 | | 1 | 5 | 0 | 2 | 0 | 0 | 0 |
| 10 | Kylian MBAPPE | 0 | 3 | 3 | 2 | 3 | 3 | | 1 | 2 | 2 | 4 | 0 | 0 |
| 11 | Michael OLISE | 0 | 6 | 7 | 5 | 9 | 10 | 3 | | 2 | 4 | 4 | 4 | 3 |
| 12 | Bradley BARCOLA | 0 | 2 | 0 | 1 | 3 | 0 | 0 | 1 | | 3 | 2 | 0 | 0 |
| 14 | Adrien RABIOT | 0 | 17 | 3 | 1 | 4 | 0 | 2 | 6 | 7 | | 5 | 2 | 0 |
| 17 | William SALIBA | 3 | 9 | 7 | 3 | 18 | 1 | 3 | 4 | 3 | 7 | | 3 | 0 |
| 20 | Desire DOUE | 1 | 2 | 0 | 0 | 1 | 0 | 6 | 2 | 0 | 3 | 0 | | 1 |
| 24 | Rayan CHERKI | 0 | 0 | 0 | 1 | 0 | 0 | 0 | 3 | 0 | 0 | 1 | 0 | |

| Top 5 Player to Player Passers | | |
|--------------------------------|-----------------|------------------------|
| Player | Passed To | % of Total Team Passes |
| Jules KOUNDE | Ousmane DEMBELE | 4.1% |
| William SALIBA | Manu KONE | 3.5% |
| Manu KONE | Jules KOUNDE | 3.3% |
| Adrien RABIOT | Lucas DIGNE | 3.3% |
| Dayot UPAMECANO | Michael OLISE | 2.2% |

Attempts at Goal



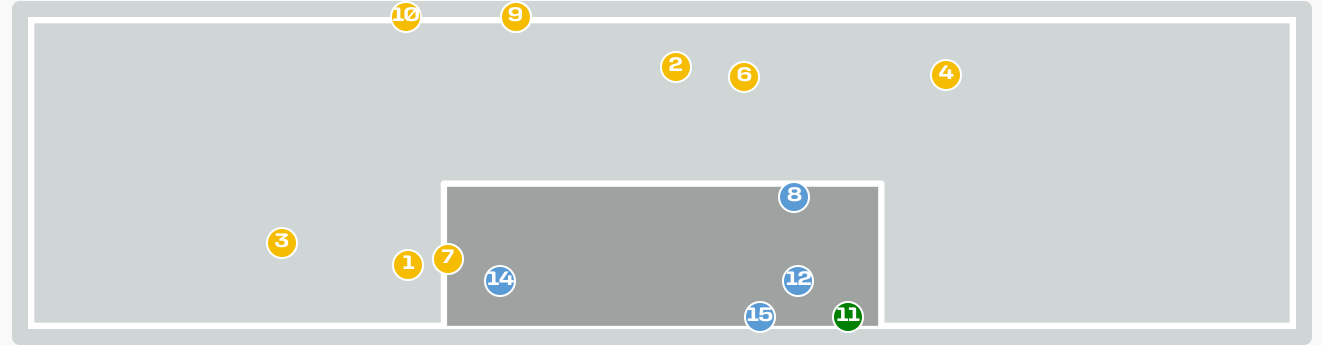
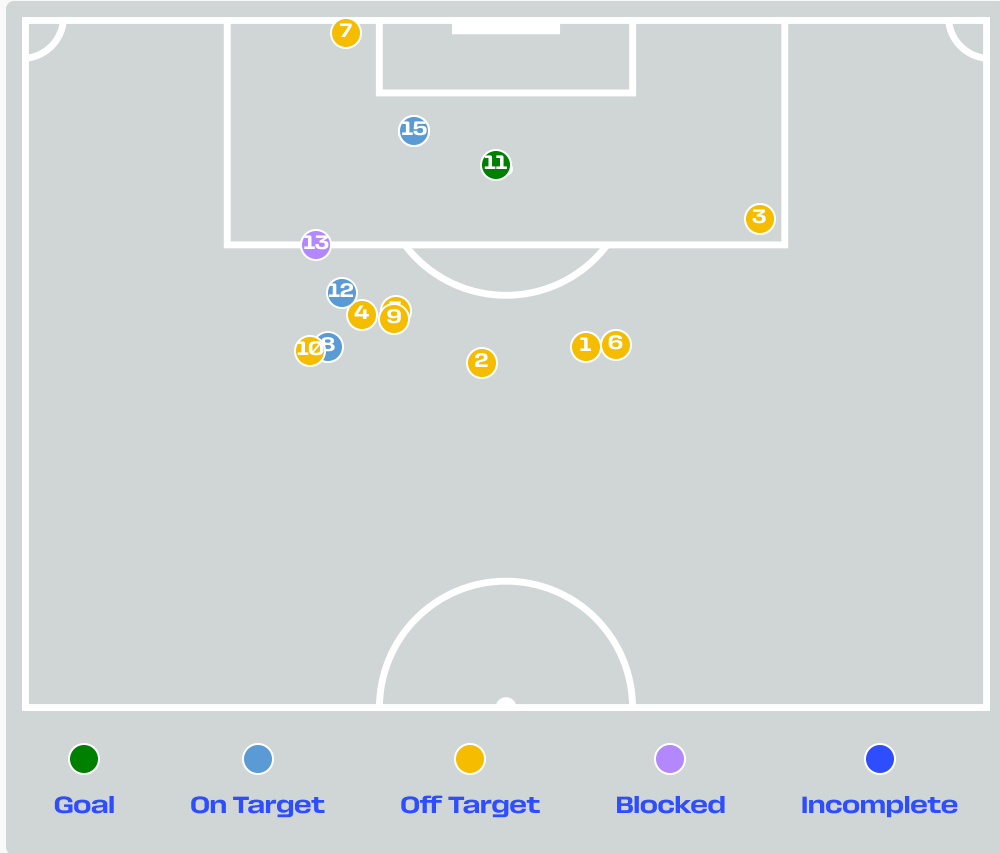
| Key | Outcome | Shots |
|--|------------|-------|
|  | Goals | 0 |
|  | On Target | 0 |
|  | Off Target | 4 |
|  | Blocked | 1 |
|  | Incomplete | 0 |






Attempts at Goal



| Time | Player | Outcome | Body Part | Delivery Type |
|------|-------------------|--|------------|------------------|
| 27 | 6 Junior ALONSO | Incomplete - Blocked | Left Foot | Ball Progression |
| 27 | 8 Diego GOMEZ | Off Target | Right Foot | Loose Ball |
| 49 | 10 Miguel ALMIRON | Deflected Off Target - Defensive Event | Left Foot | Ball Progression |
| 86 | 6 Junior ALONSO | Off Target | Left Foot | Pass |
| 89 | 11 MAURICIO | Off Target - Saved | Right Foot | Pass |

Attempts at Goal



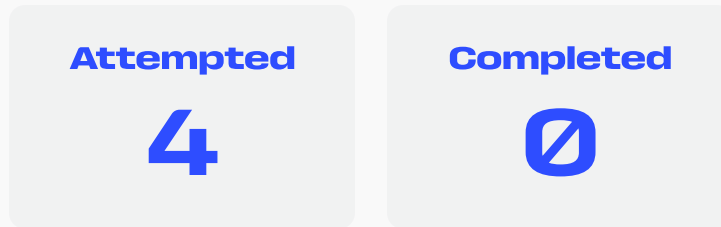
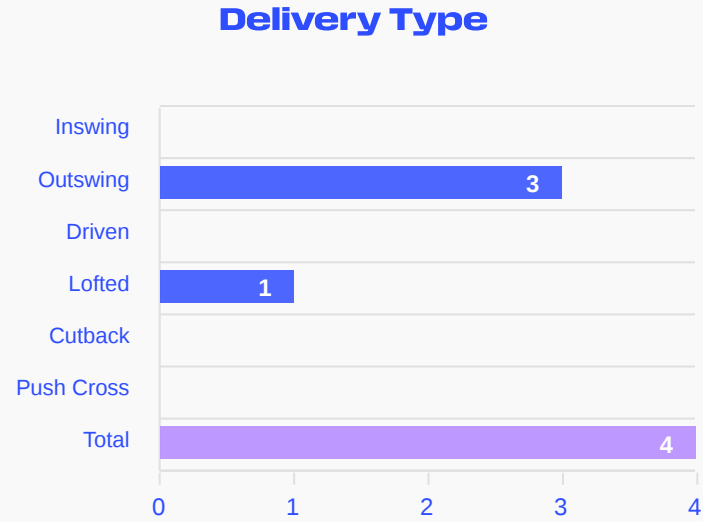
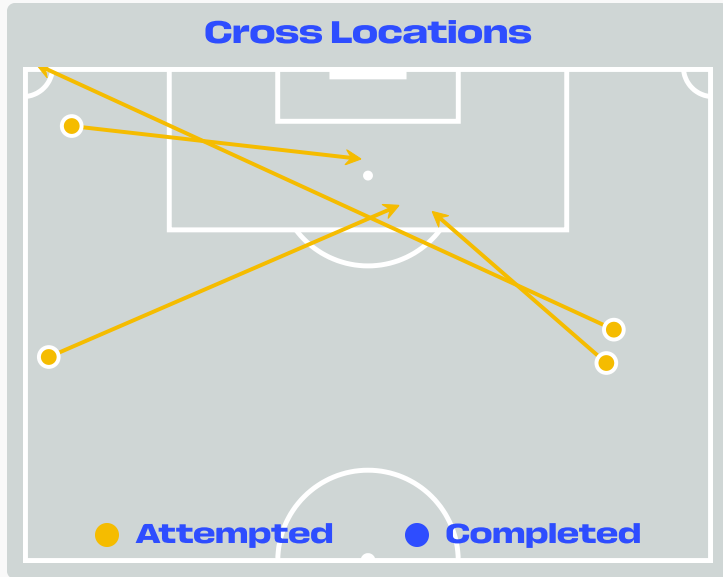
| Key | Outcome | Shots |
|---|------------|-------|
|  | Goals | 1 |
|  | On Target | 4 |
|  | Off Target | 9 |
|  | Blocked | 1 |
|  | Incomplete | 0 |

Attempts at Goal



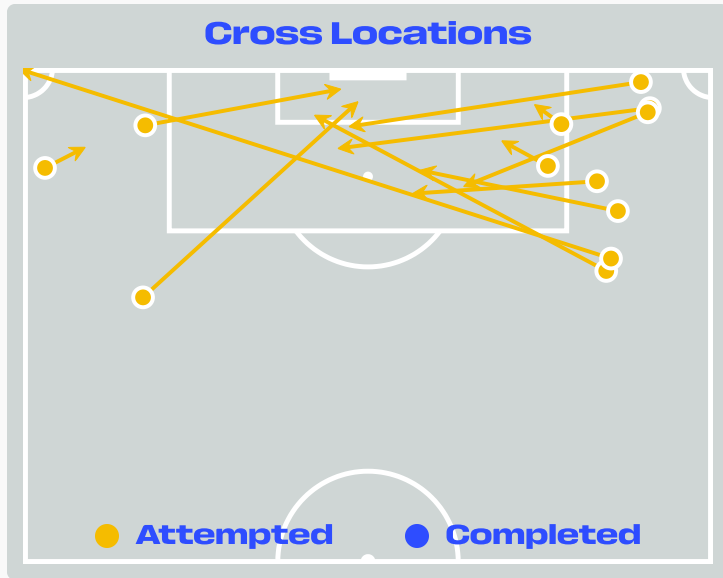
| Time | Player | Outcome | Body Part | Delivery Type |
|------|--------------------|--|------------|---------------|
| 21 | 6 Manu KONE | Deflected Off Target - Defensive Event | Left Foot | Pass |
| 32 | 14 Adrien RABIOT | Off Target | Left Foot | Pass |
| 37 | 7 Ousmane DEMBELE | Deflected Off Target - Defensive Event | Left Foot | Pass |
| 42 | 6 Manu KONE | Off Target | Right Foot | Pass |
| 44 | 14 Adrien RABIOT | Deflected Off Target - Defensive Event | Left Foot | Pass |
| 48 | 14 Adrien RABIOT | Off Target | Left Foot | Pass |
| 51 | 7 Ousmane DEMBELE | Off Target | Right Foot | Corner |
| 53 | 6 Manu KONE | On Target - Saved | Right Foot | Pass |
| 59 | 12 Bradley BARCOLA | Off Target | Right Foot | Pass |
| 63 | 10 Kylian MBAPPE | Off Target | Right Foot | Pass |
| 69 | 10 Kylian MBAPPE | On Target - Goal | Right Foot | Penalty |
| 88 | 10 Kylian MBAPPE | On Target - Saved | Right Foot | Pass |
| 90 | 20 Desire DOUE | Incomplete - Blocked | Right Foot | Pass |
| 95 | 10 Kylian MBAPPE | On Target - Saved | Left Foot | Pass |
| 95 | 10 Kylian MBAPPE | On Target - Saved | Left Foot | Other |

Crosses (Open Play)

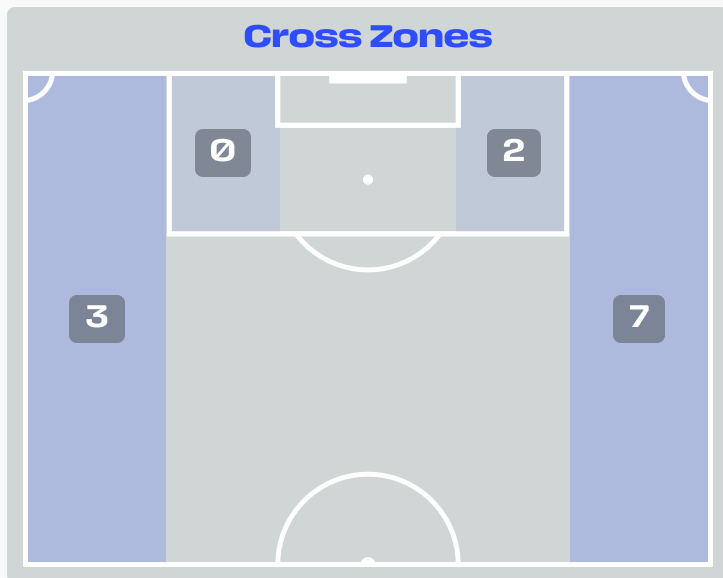
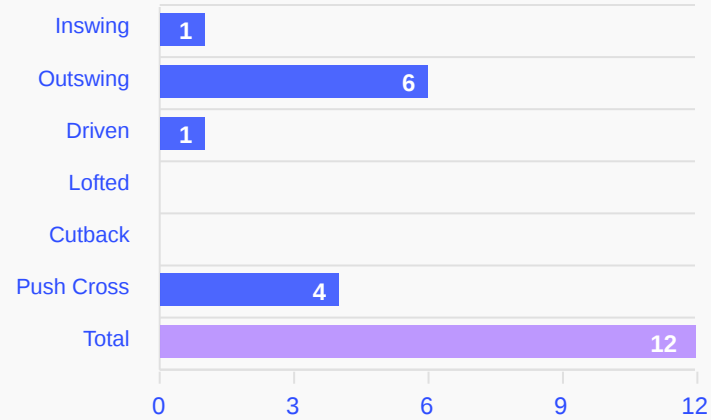


| # | Player | Inswing | Outswing | Driven | Lofted | Cutback | Push Cross | Total Attempted |
|----|-------------------|---------|----------|--------|--------|---------|------------|-----------------|
| 12 | Orlando GILL | 0 | 0 | 0 | 0 | 0 | 0 | 0 |
| 2 | Gustavo VELAZQUEZ | 0 | 1 | 0 | 1 | 0 | 0 | 2 |
| 3 | Omar ALDERETE | 0 | 0 | 0 | 0 | 0 | 0 | 0 |
| 4 | Juan Jose CACERES | 0 | 0 | 0 | 0 | 0 | 0 | 0 |
| 6 | Junior ALONSO | 0 | 0 | 0 | 0 | 0 | 0 | 0 |
| 8 | Diego GOMEZ | 0 | 0 | 0 | 0 | 0 | 0 | 0 |
| 10 | Miguel ALMIRON | 0 | 0 | 0 | 0 | 0 | 0 | 0 |
| 14 | Andres CUBAS | 0 | 0 | 0 | 0 | 0 | 0 | 0 |
| 15 | Gustavo GOMEZ | 0 | 0 | 0 | 0 | 0 | 0 | 0 |
| 19 | Julio ENCISO | 0 | 0 | 0 | 0 | 0 | 0 | 0 |
| 23 | Matias GALARZA | 0 | 0 | 0 | 0 | 0 | 0 | 0 |
| 11 | MAURICIO | 0 | 2 | 0 | 0 | 0 | 0 | 2 |
| 13 | Jose CANALE | 0 | 0 | 0 | 0 | 0 | 0 | 0 |
| 21 | Gabriel AVALOS | 0 | 0 | 0 | 0 | 0 | 0 | 0 |
| 24 | Gustavo CABALLERO | 0 | 0 | 0 | 0 | 0 | 0 | 0 |

Crosses (Open Play)



Delivery Type



Attempted

12

Completed

0

Most Crosses Attempted

6

Ousmane DEMBELE

ATTACKING MIDFIELD RIGHT

| # | Player | Inswing | Outswing | Driven | Lofted | Cutback | Push Cross | Total Attempted |
|----|-----------------|---------|----------|--------|--------|---------|------------|-----------------|
| 16 | Mike MAIGNAN | 0 | 0 | 0 | 0 | 0 | 0 | 0 |
| 3 | Lucas DIGNE | 0 | 3 | 0 | 0 | 0 | 0 | 3 |
| 4 | Dayot UPAMECANO | 0 | 0 | 0 | 0 | 0 | 0 | 0 |
| 5 | Jules KOUNDE | 0 | 0 | 1 | 0 | 0 | 0 | 1 |
| 6 | Manu KONE | 0 | 0 | 0 | 0 | 0 | 0 | 0 |
| 7 | Ousmane DEMBELE | 0 | 2 | 0 | 0 | 0 | 4 | 6 |
| 10 | Kylian MBAPPE | 0 | 0 | 0 | 0 | 0 | 0 | 0 |
| 11 | Michael OLISE | 0 | 1 | 0 | 0 | 0 | 0 | 1 |
| 12 | Bradley BARCOLA | 0 | 0 | 0 | 0 | 0 | 0 | 0 |
| 14 | Adrien RABIOT | 1 | 0 | 0 | 0 | 0 | 0 | 1 |
| 17 | William SALIBA | 0 | 0 | 0 | 0 | 0 | 0 | 0 |
| 20 | Desire DOUE | 0 | 0 | 0 | 0 | 0 | 0 | 0 |
| 24 | Rayan CHERKI | 0 | 0 | 0 | 0 | 0 | 0 | 0 |

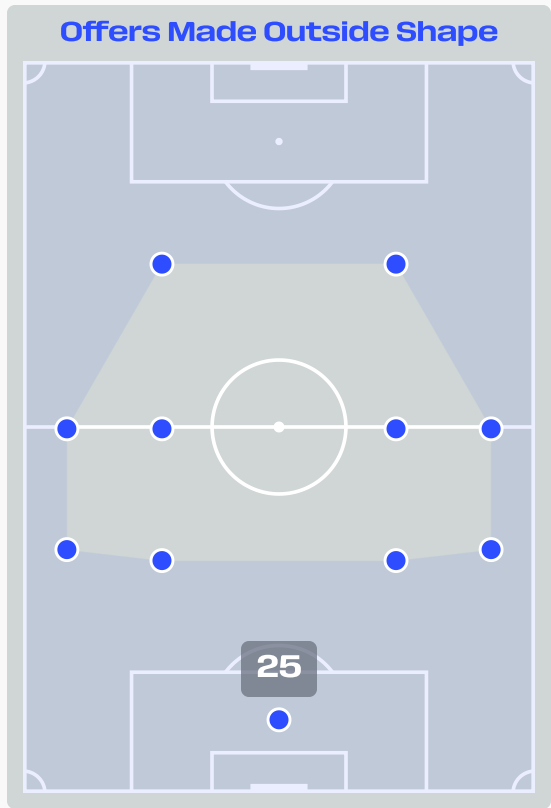
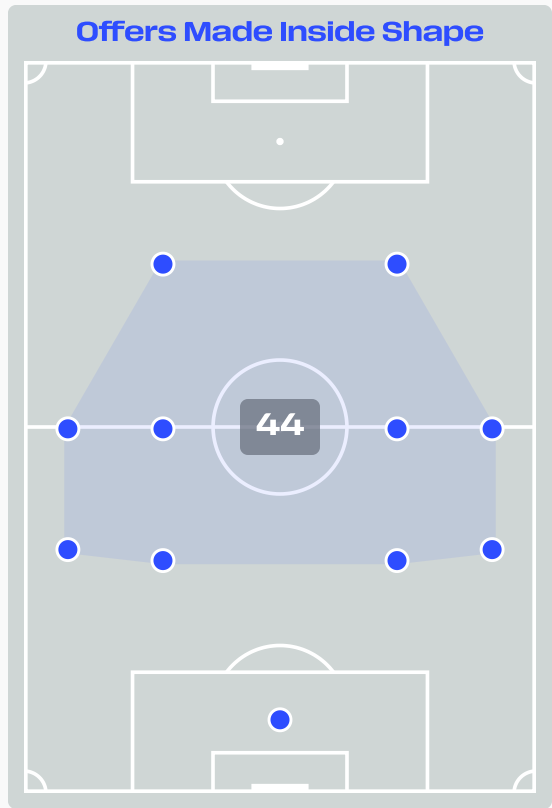
Offering to Receive

69
Total Offers Made

20
Total Offers Received

Most Offers
15
Miguel **ALMIRON**
RIGHT MIDFIELD

19
Offers Made in Final Third



28
Offers Made in Middle Third

22
Offers Made in Defensive Third

| # | Player | Offers Made | Offers Received | % Made & Received |
|----|-------------------|-------------|-----------------|-------------------|
| 12 | Orlando GILL | 2 | 0 | 0% |
| 2 | Gustavo VELAZQUEZ | 1 | 1 | 100% |
| 3 | Omar ALDERETE | 2 | 1 | 50% |
| 4 | Juan Jose CACERES | 6 | 2 | 33.3% |
| 6 | Junior ALONSO | 0 | 0 | 0% |
| 8 | Diego GOMEZ | 5 | 1 | 20% |
| 10 | Miguel ALMIRON | 15 | 6 | 40% |
| 14 | Andres CUBAS | 3 | 2 | 66.7% |
| 15 | Gustavo GOMEZ | 2 | 0 | 0% |
| 19 | Julio ENCISO | 5 | 2 | 40% |
| 23 | Matias GALARZA | 10 | 2 | 20% |
| 11 | MAURICIO | 10 | 1 | 10% |
| 13 | Jose CANALE | 2 | 2 | 100% |
| 21 | Gabriel AVALOS | 3 | 0 | 0% |
| 24 | Gustavo CABALLERO | 3 | 0 | 0% |

Offering to Receive

267

Total Offers Made

97

Total Offers Received

Most Offers

46

Jules KOUNDE
RIGHT BACK

| # | Player | Offers Made | Offers Received | % Made & Received |
|----|-----------------|-------------|-----------------|-------------------|
| 16 | Mike MAIGNAN | 5 | 4 | 80% |
| 3 | Lucas DIGNE | 25 | 5 | 20% |
| 4 | Dayot UPAMECANO | 12 | 8 | 66.7% |
| 5 | Jules KOUNDE | 46 | 14 | 30.4% |
| 6 | Manu KONE | 6 | 4 | 66.7% |
| 7 | Ousmane DEMBELE | 26 | 11 | 42.3% |
| 10 | Kylian MBAPPE | 44 | 16 | 36.4% |
| 11 | Michael OLISE | 44 | 14 | 31.8% |
| 12 | Bradley BARCOLA | 10 | 5 | 50% |
| 14 | Adrien RABIOT | 28 | 7 | 25% |
| 17 | William SALIBA | 7 | 4 | 57.1% |
| 20 | Desire DOUE | 11 | 5 | 45.5% |
| 24 | Rayan CHERKI | 3 | 0 | 0% |

179

Offers Made in Final Third

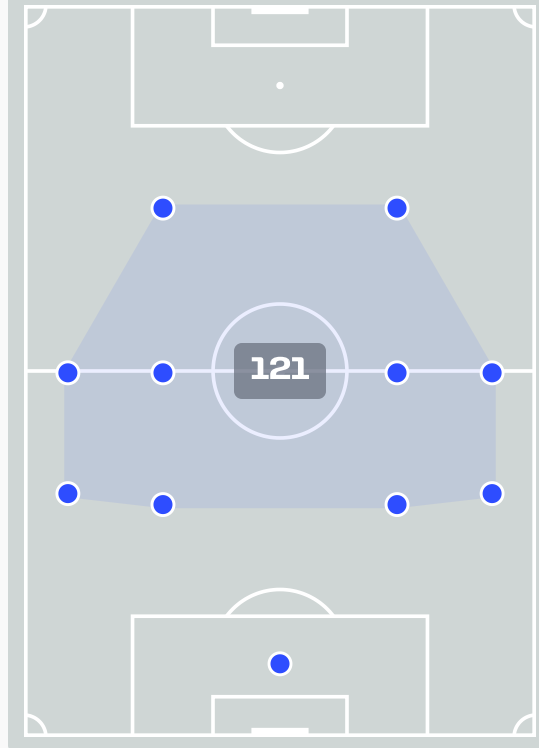
70

Offers Made in Middle Third

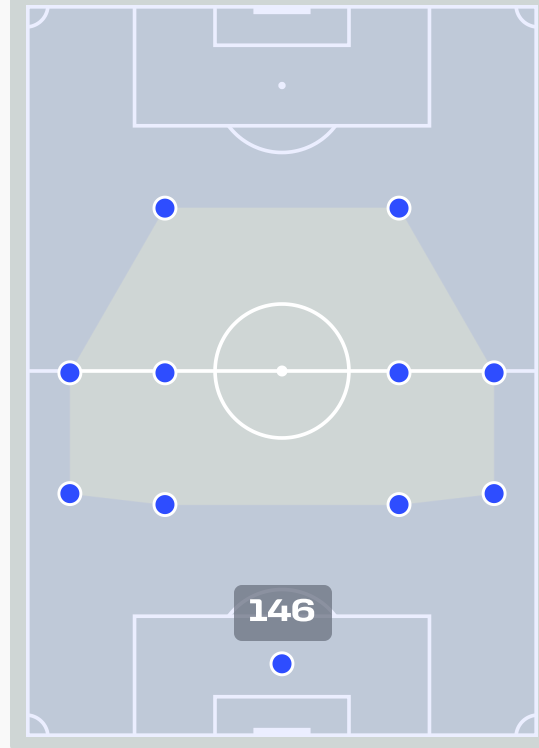
18

Offers Made in Defensive Third

Offers Made Inside Shape



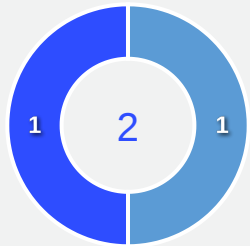
Offers Made Outside Shape



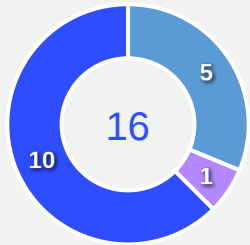
Movement to Receive

Movement Types by Phase

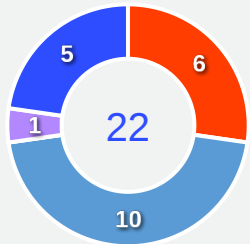
Final Third Phase



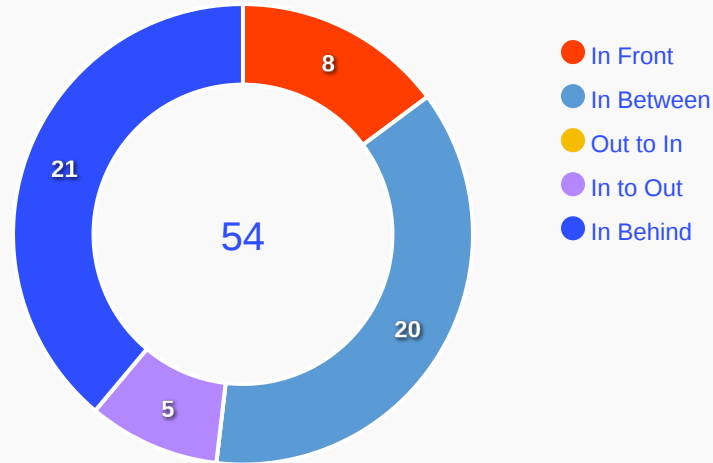
Progression Phase



Build Up Phase



All Movement Types

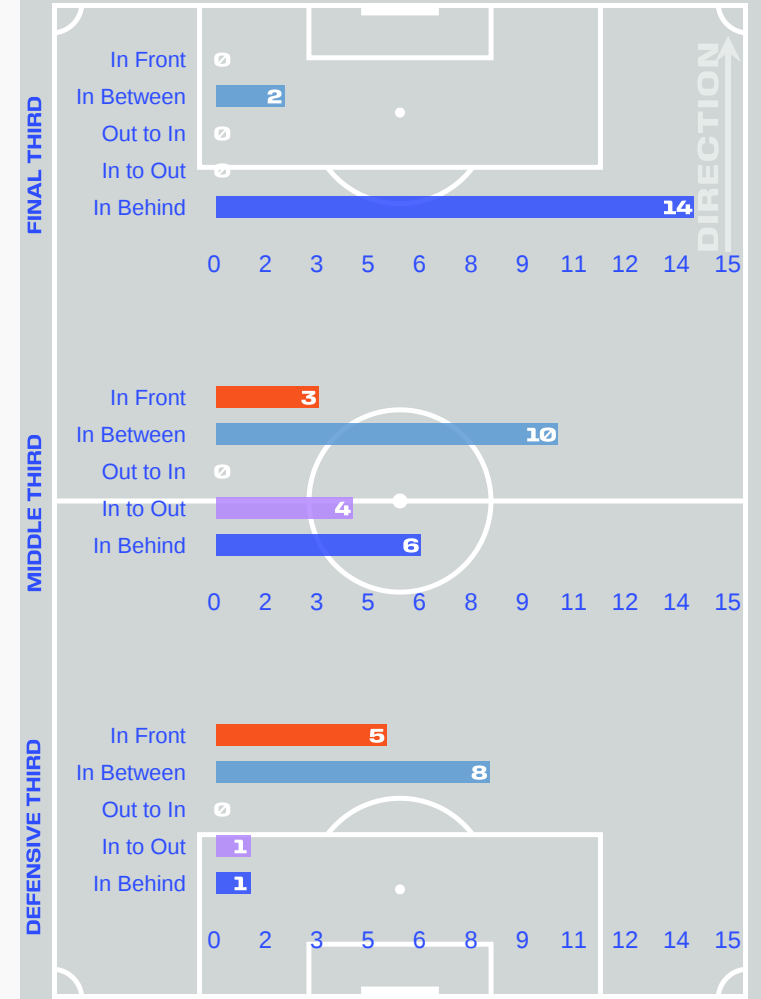


- In Front
- In Between
- Out to In
- In to Out
- In Behind

Top Ranked Players

| Type | Player | Movements |
|------------|-------------------|-----------|
| In Front | 10 Miguel ALMIRON | 3 |
| In Between | 23 Matias GALARZA | 5 |
| Out to In | 12 Orlando GILL | 0 |
| In to Out | 10 Miguel ALMIRON | 4 |
| In Behind | 23 Matias GALARZA | 3 |

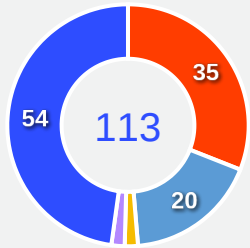
Movement Types Pitch Third



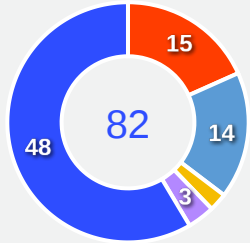
Movement to Receive

Movement Types by Phase

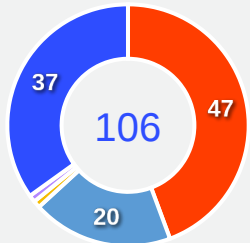
Final Third Phase



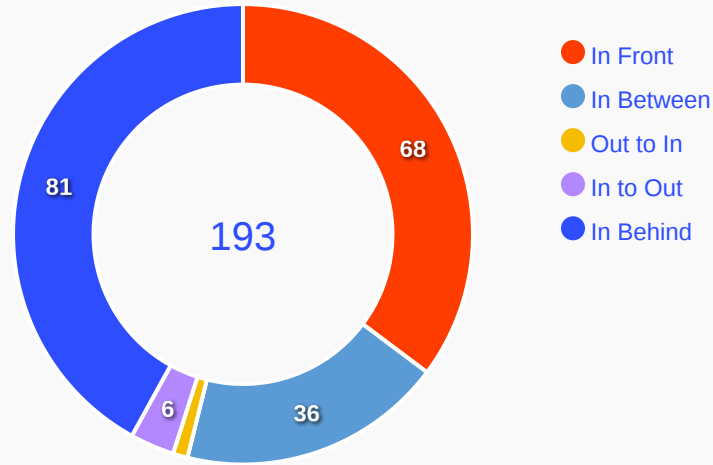
Progression Phase



Build Up Phase



All Movement Types

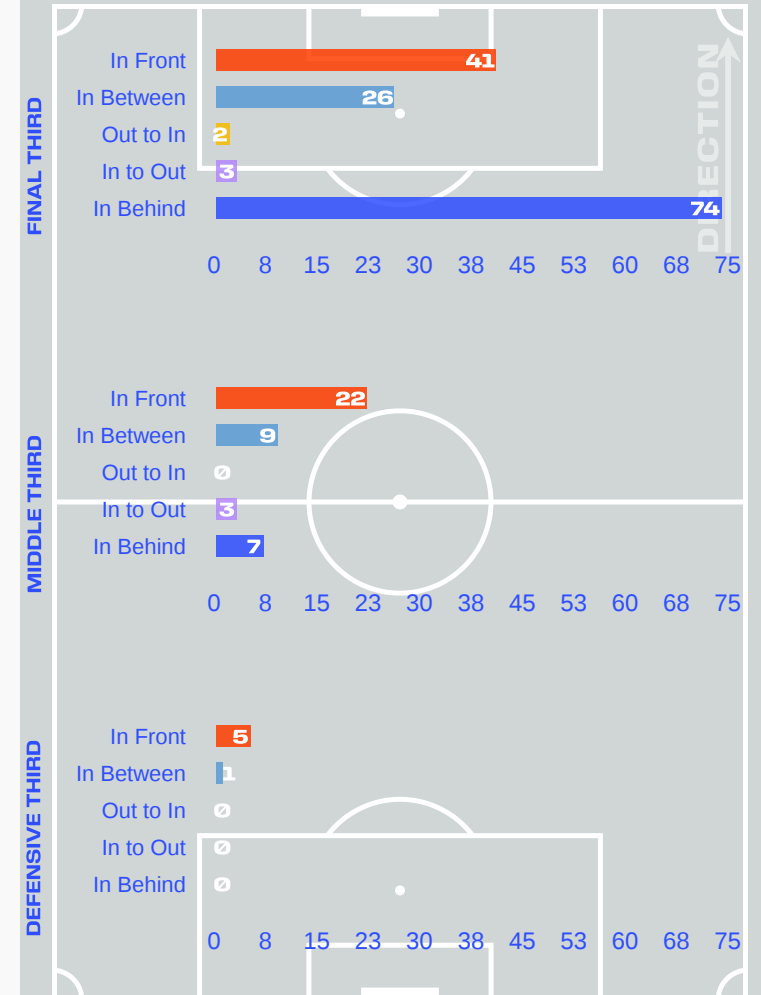


- In Front
- In Between
- Out to In
- In to Out
- In Behind

Top Ranked Players

| Type | Player | Movements |
|------------|-------------------|-----------|
| In Front | 10 Kylian MBAPPE | 16 |
| In Between | 11 Michael OLISE | 16 |
| Out to In | 7 Ousmane DEMBELE | 1 |
| In to Out | 11 Michael OLISE | 3 |
| In Behind | 5 Jules KOUNDE | 22 |

Movement Types Pitch Third

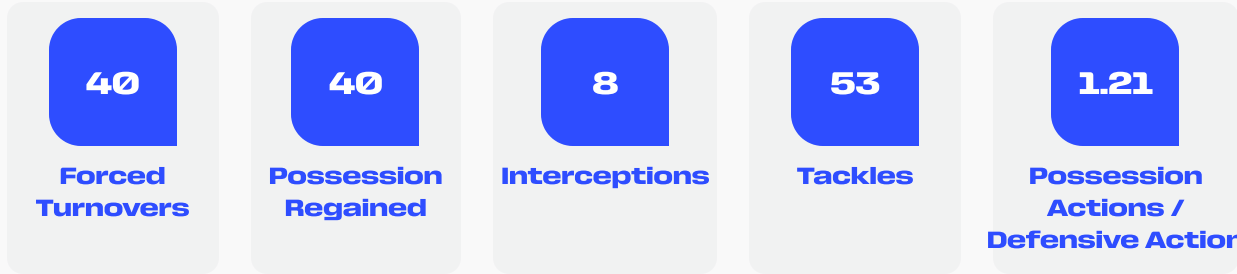


OUT OF POSSESSION

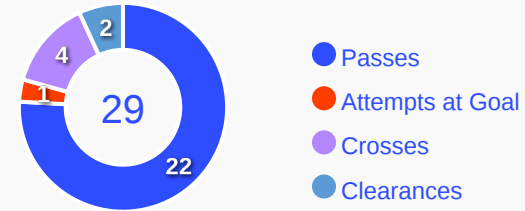


Paraguay v France

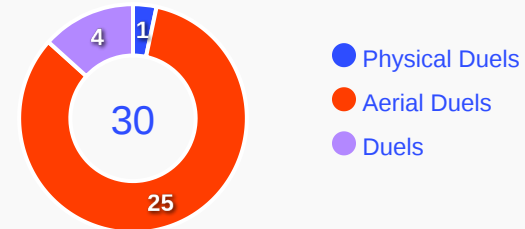
Defensive Actions



Blocks

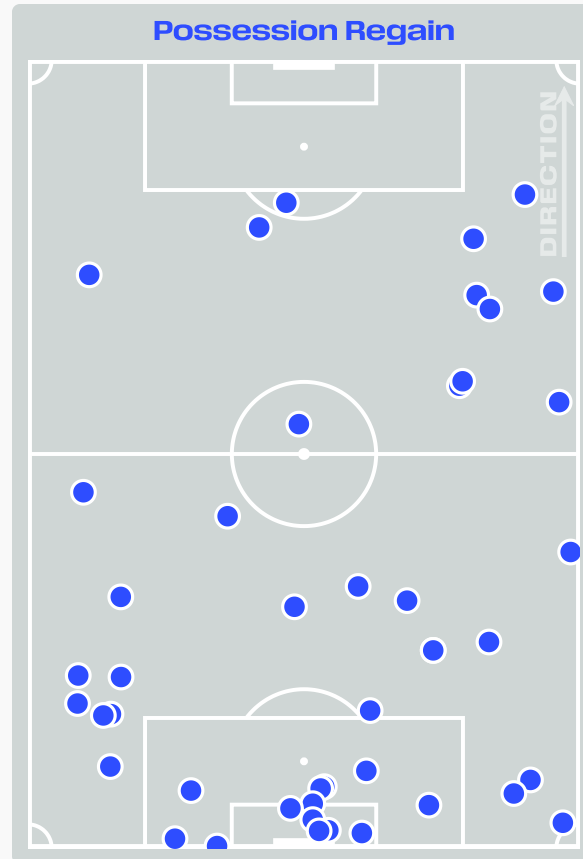
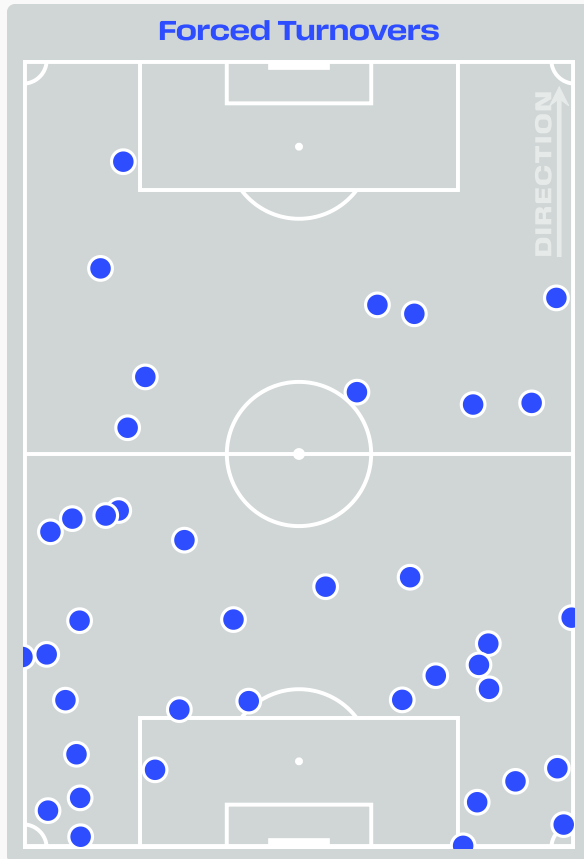


Possession Contests



Most Possession Regains

7
Orlando GILL
 GOALKEEPER



| # | Player | Total Possession Regains |
|----|-------------------|--------------------------|
| 12 | Orlando GILL | 7 |
| 2 | Gustavo VELAZQUEZ | 6 |
| 3 | Omar ALDERETE | 0 |
| 4 | Juan Jose CACERES | 2 |
| 6 | Junior ALONSO | 3 |
| 8 | Diego GOMEZ | 6 |
| 10 | Miguel ALMIRON | 4 |
| 14 | Andres CUBAS | 2 |
| 15 | Gustavo GOMEZ | 1 |
| 19 | Julio ENCISO | 1 |
| 23 | Matias GALARZA | 5 |
| 11 | MAURICIO | 2 |
| 13 | Jose CANALE | 0 |
| 21 | Gabriel AVALOS | 0 |
| 24 | Gustavo CABALLERO | 1 |

Defensive Actions

37

Forced Turnovers

44

Possession Regained

8

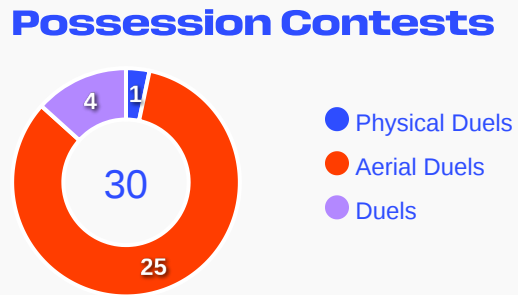
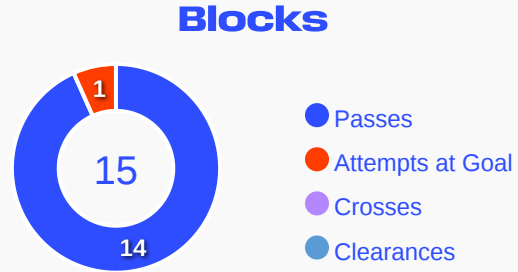
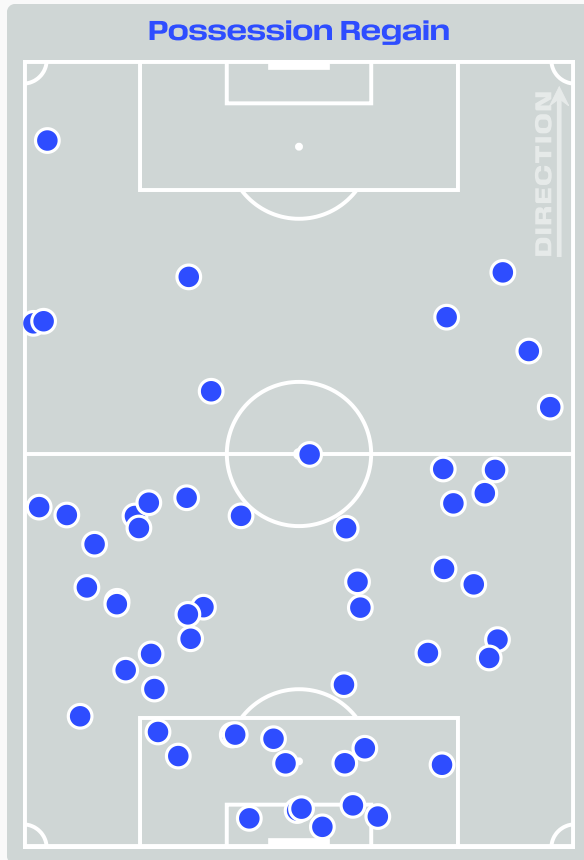
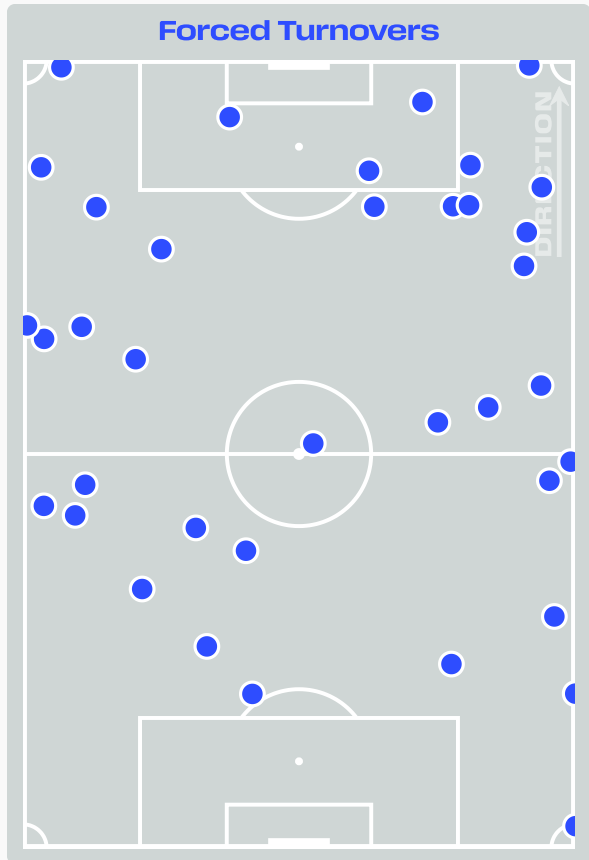
Interceptions

18

Tackles

7.5

Possession Actions / Defensive Action



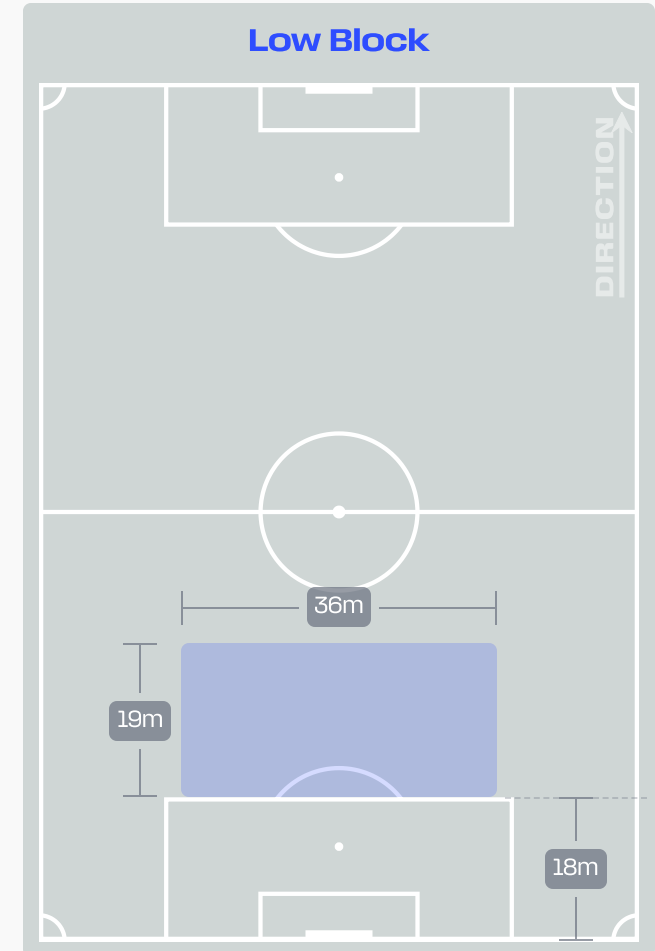
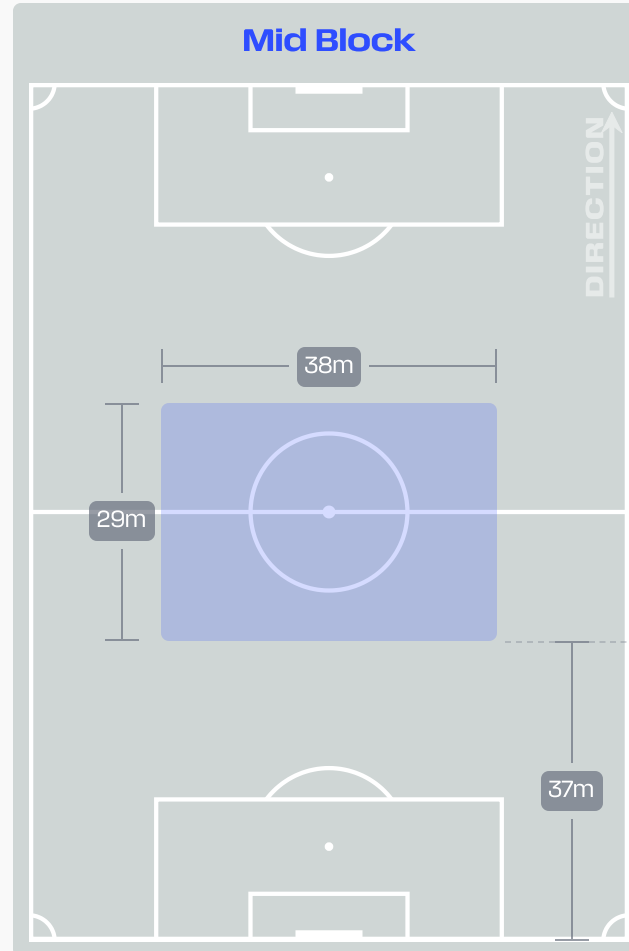
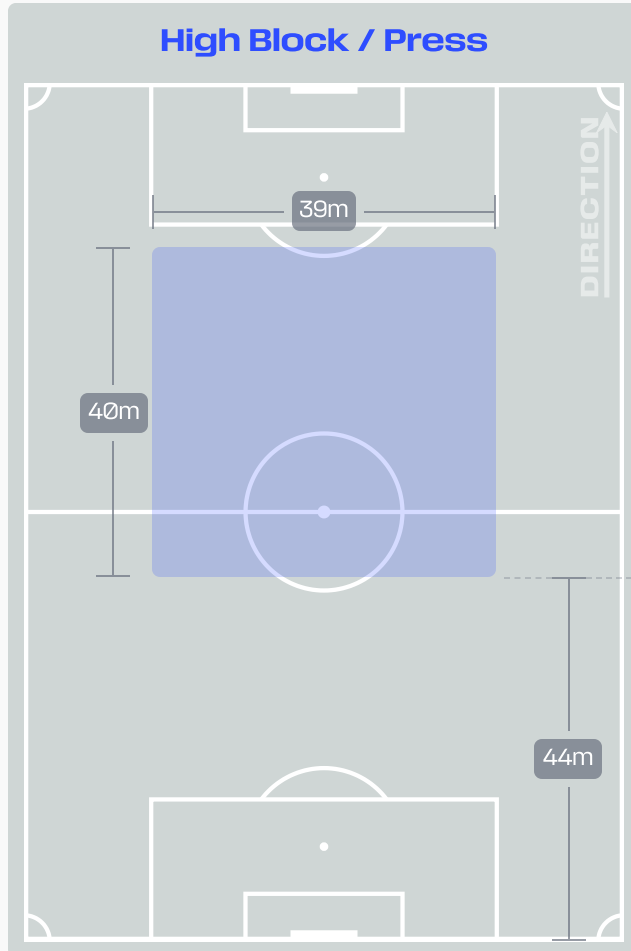
Most Possession Regains

10

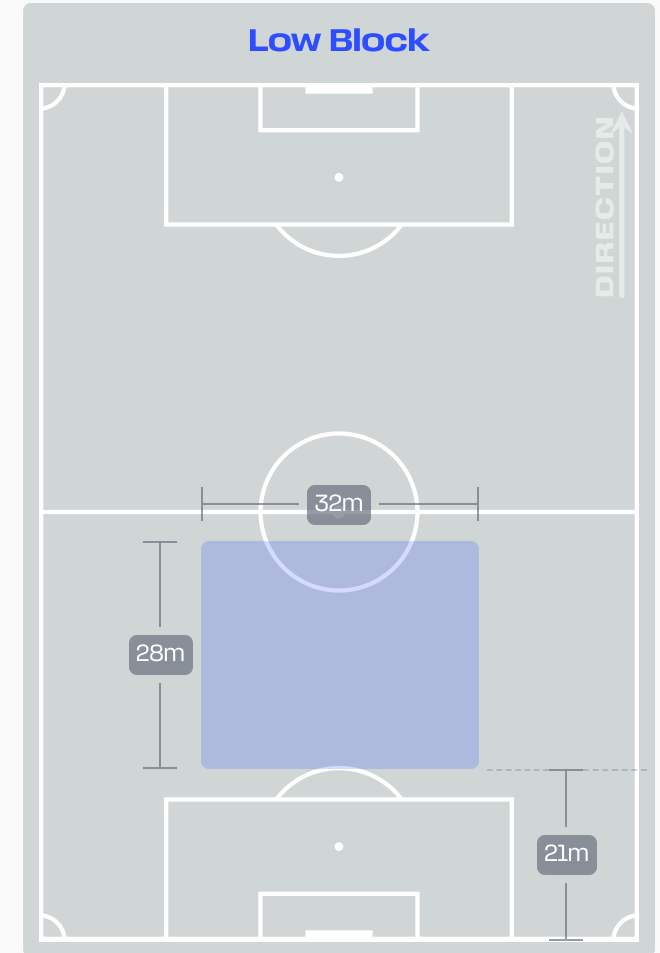
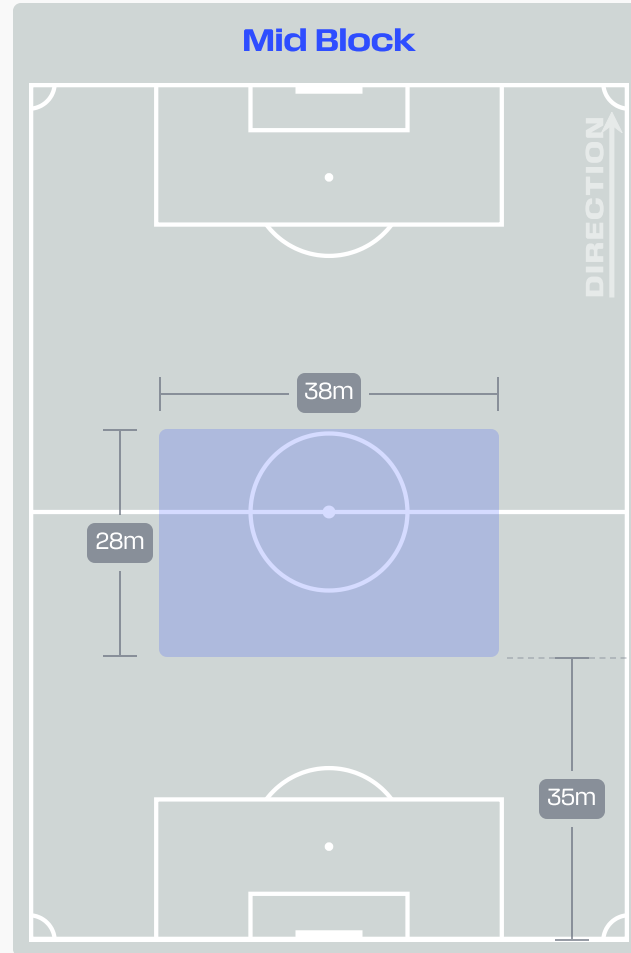
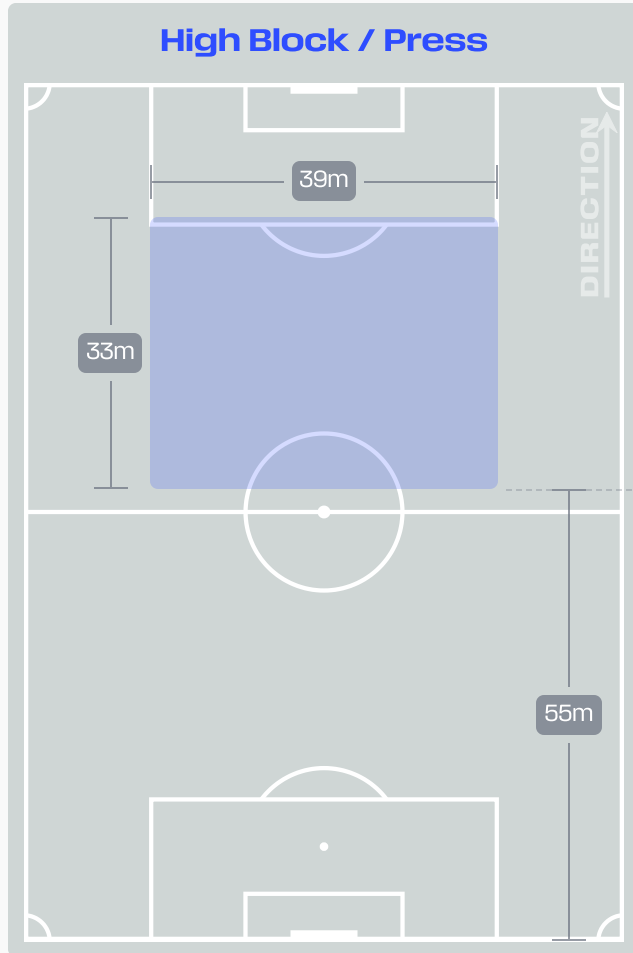
Dayot UPAMECANO
RIGHT CENTRE BACK

| # | Player | Total Possession Regains |
|----|-----------------|--------------------------|
| 16 | Mike MIGNAN | 9 |
| 3 | Lucas DIGNE | 4 |
| 4 | Dayot UPAMECANO | 10 |
| 5 | Jules KOUNDE | 2 |
| 6 | Manu KONE | 2 |
| 7 | Ousmane DEMBELE | 0 |
| 10 | Kylian MBAPPE | 1 |
| 11 | Michael OLISE | 1 |
| 12 | Bradley BARCOLA | 1 |
| 14 | Adrien RABIOT | 6 |
| 17 | William SALIBA | 8 |
| 20 | Desire DOUE | 0 |
| 24 | Rayan CHERKI | 0 |

Defensive Line Height & Team Length



Defensive Line Height & Team Length

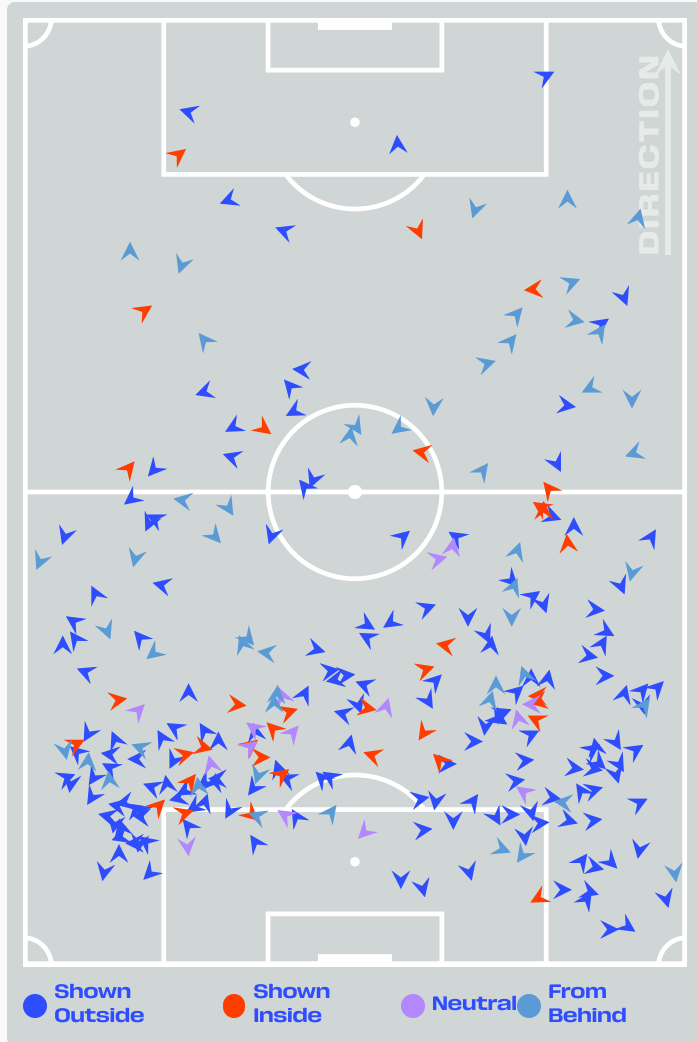


Defensive Pressure



Paraguay

France



| | | |
|--------|----------------------------|-------|
| 268 | Total Pressures | 95 |
| 56 | Direct Pressures | 23 |
| 1.63s | Avg Pressure Duration | 1.94s |
| 40 | Forced Turnovers | 37 |
| 20.48s | Ball Recovery Time | 8.01s |
| 104 | Pushing on into Pressing | 29 |
| 226 | Pushing on | 69 |
| 35 | Pressing Direction Inside | 14 |
| 166 | Pressing Direction Outside | 41 |

Most Direct Pressures

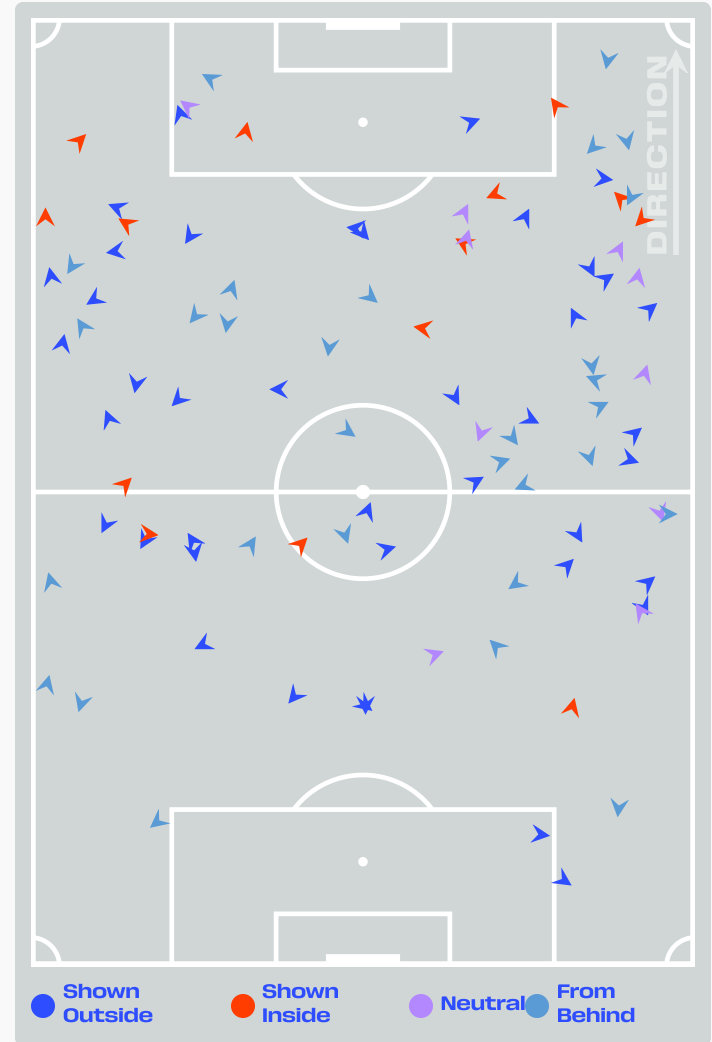
13

Matias GALARZA
LEFT MIDFIELD

Most Direct Pressures

7

Manu KONE
DEFENSIVE MIDFIELD CENTRE
RIGHT



GOALKEEPING



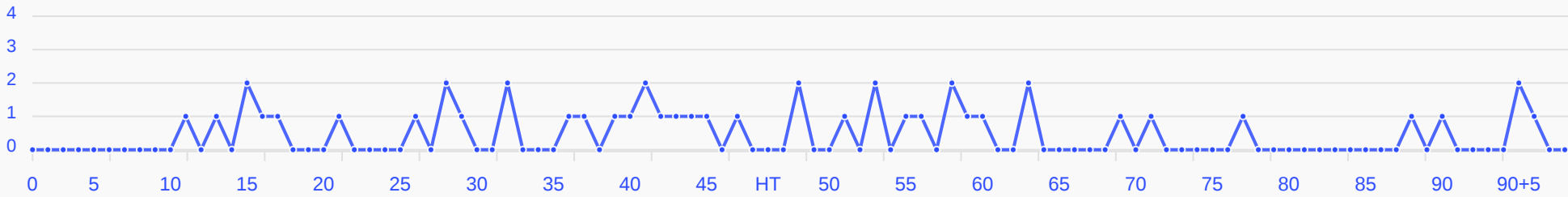
Paraguay v France

Goalkeeping Involvement



Paraguay

Paraguay GK Involvement Timeline



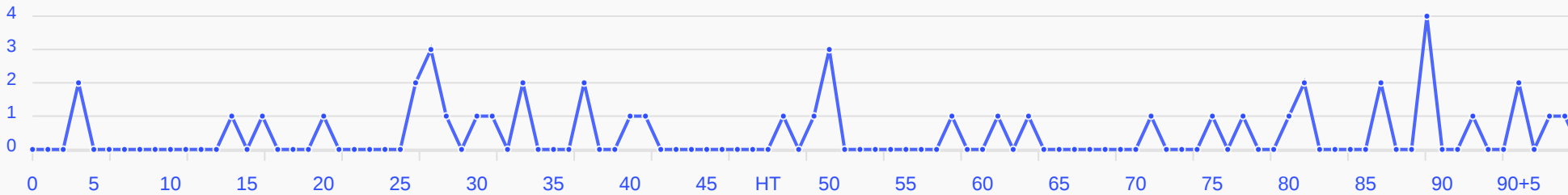
46

Total Involvements



France


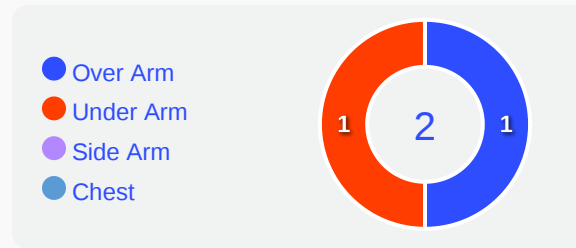

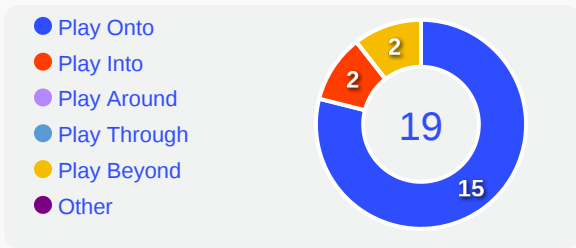
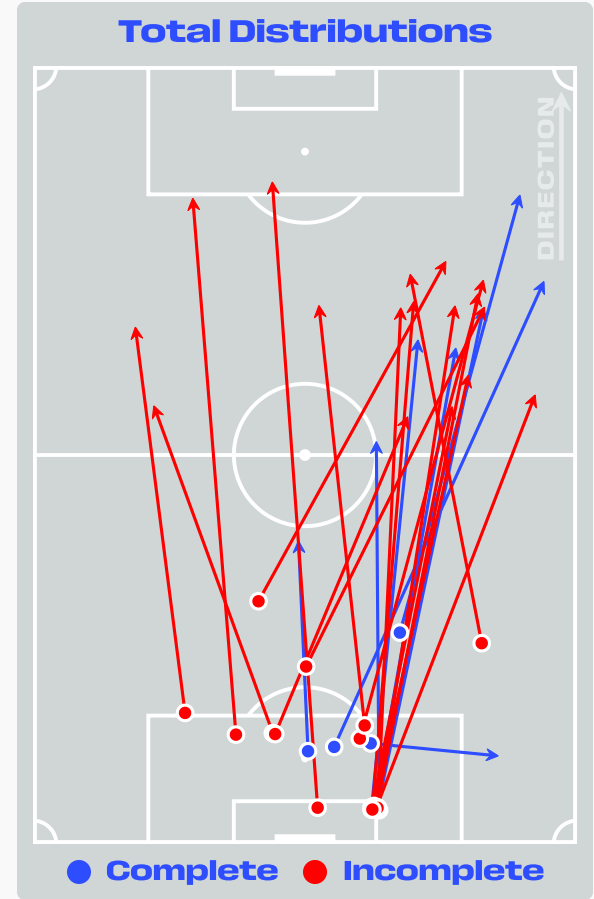
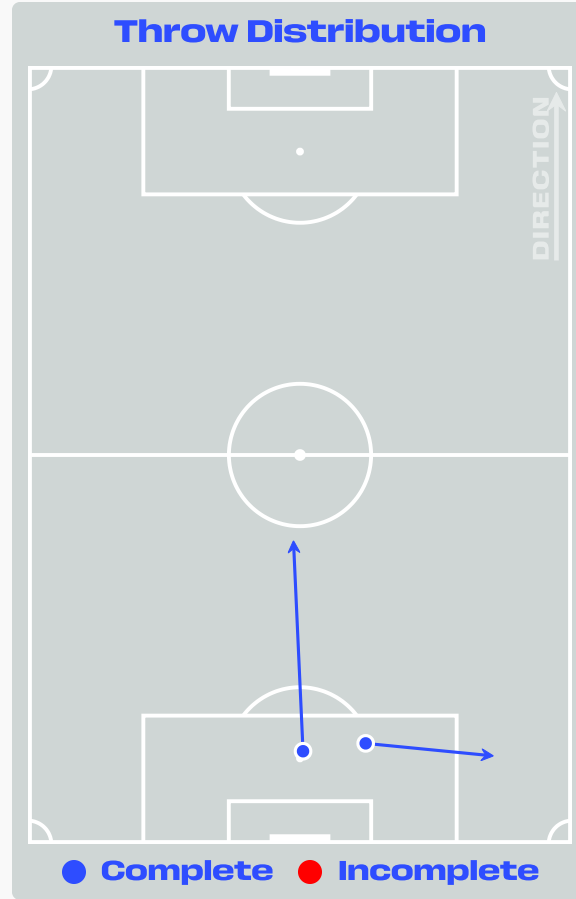
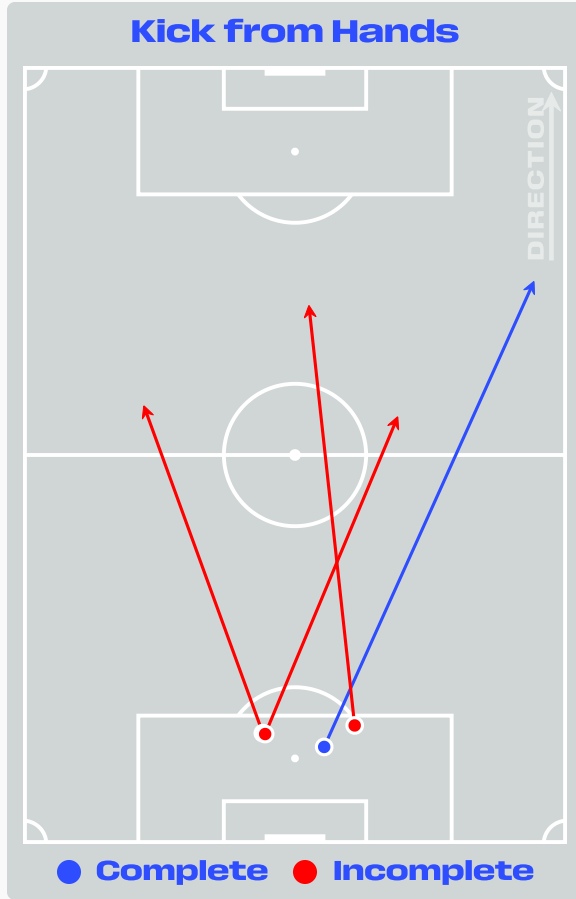
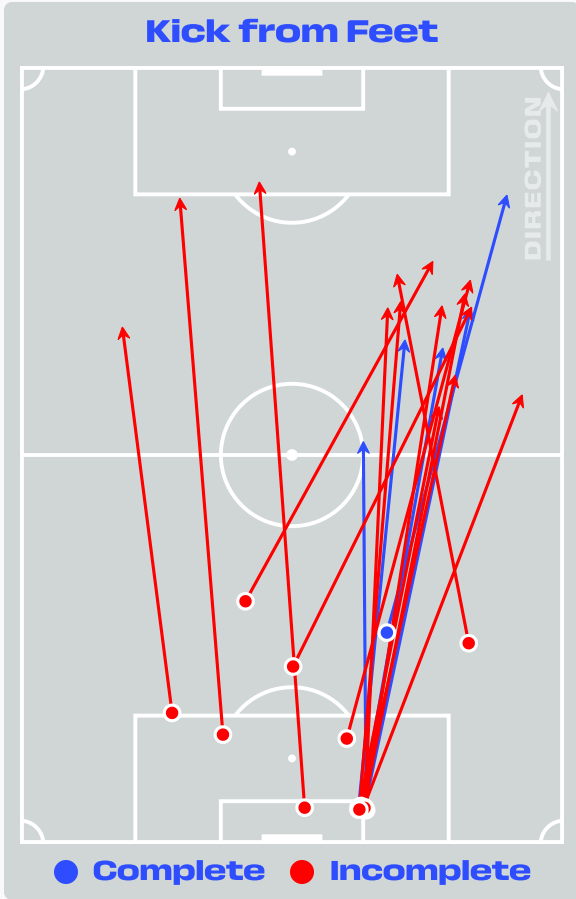
France GK Involvement Timeline




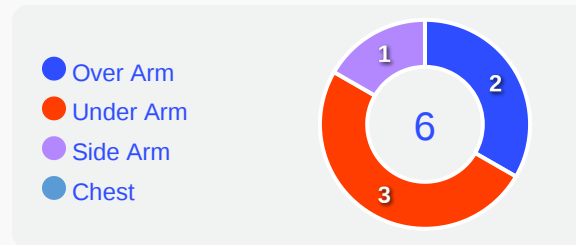
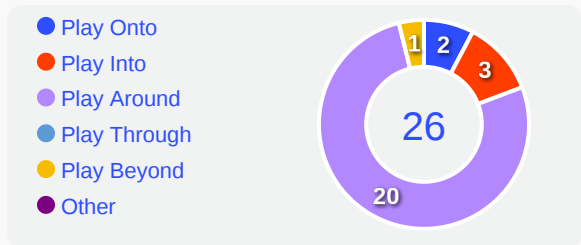
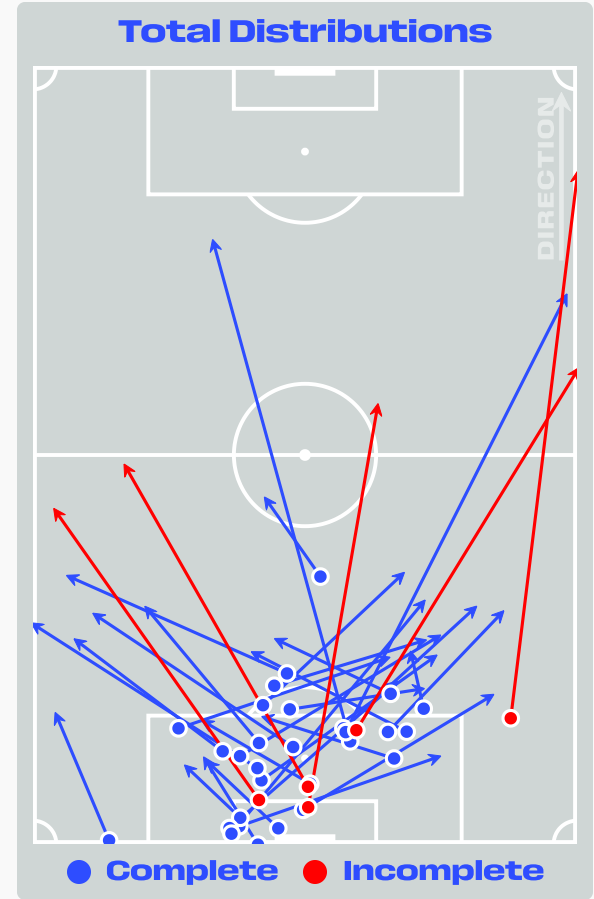
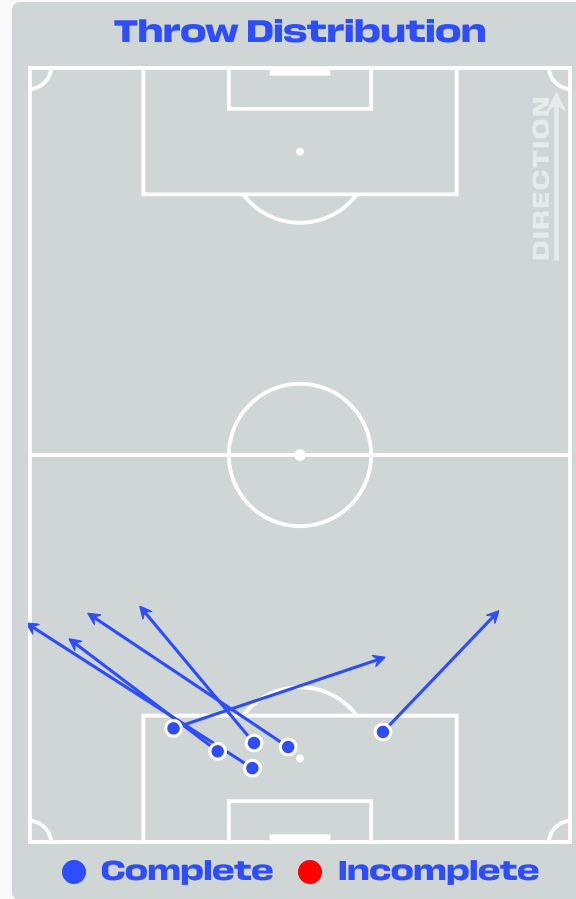
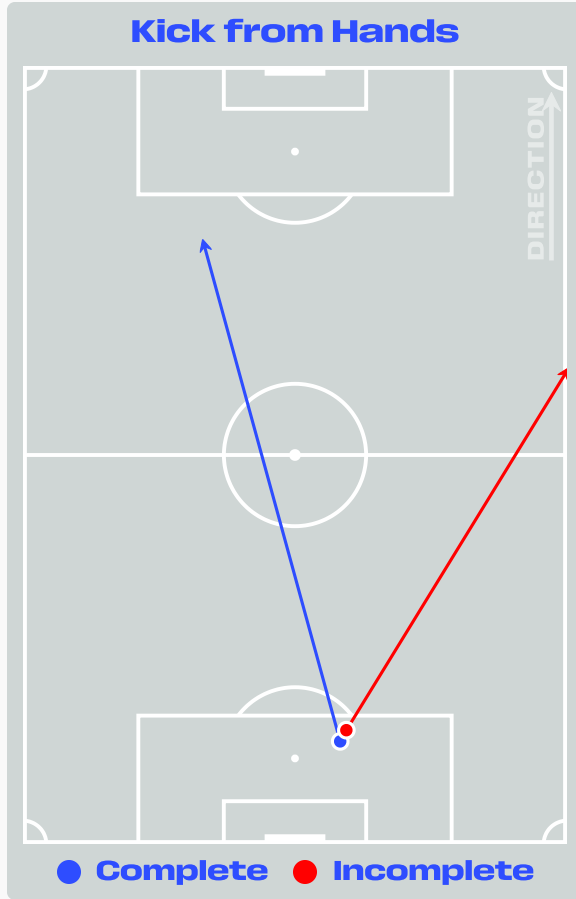
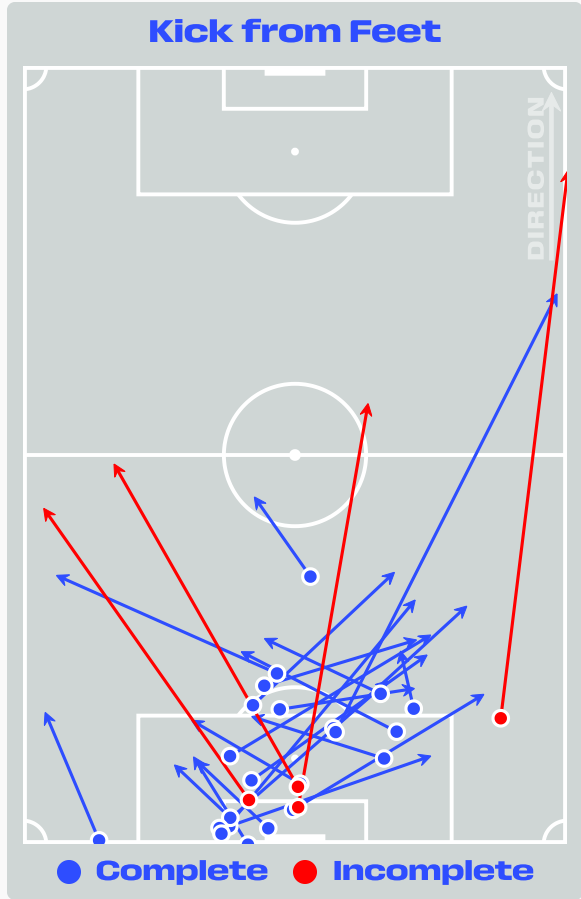
45

Total Involvements

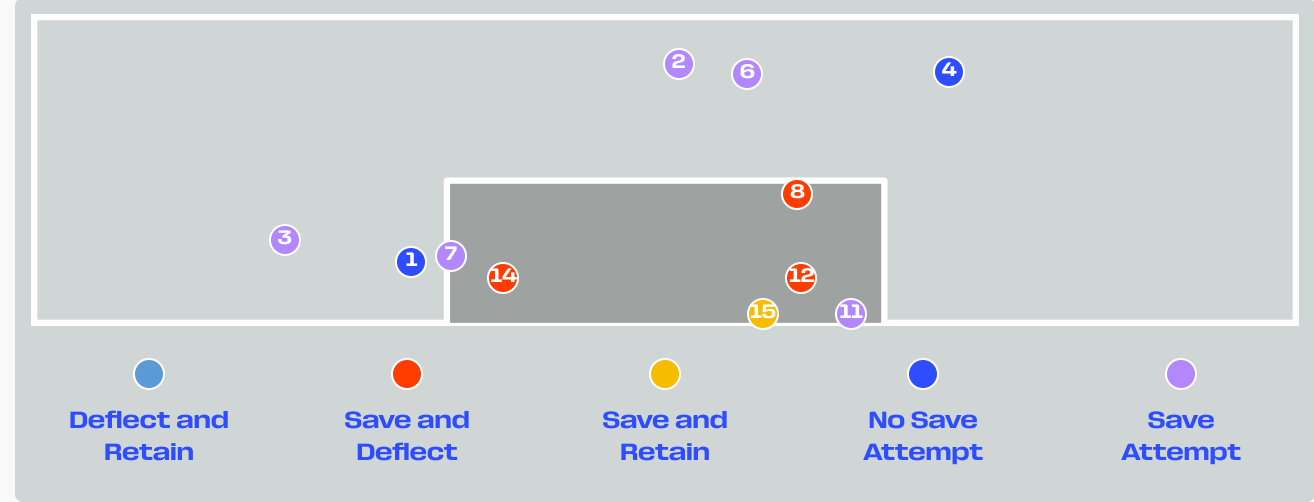
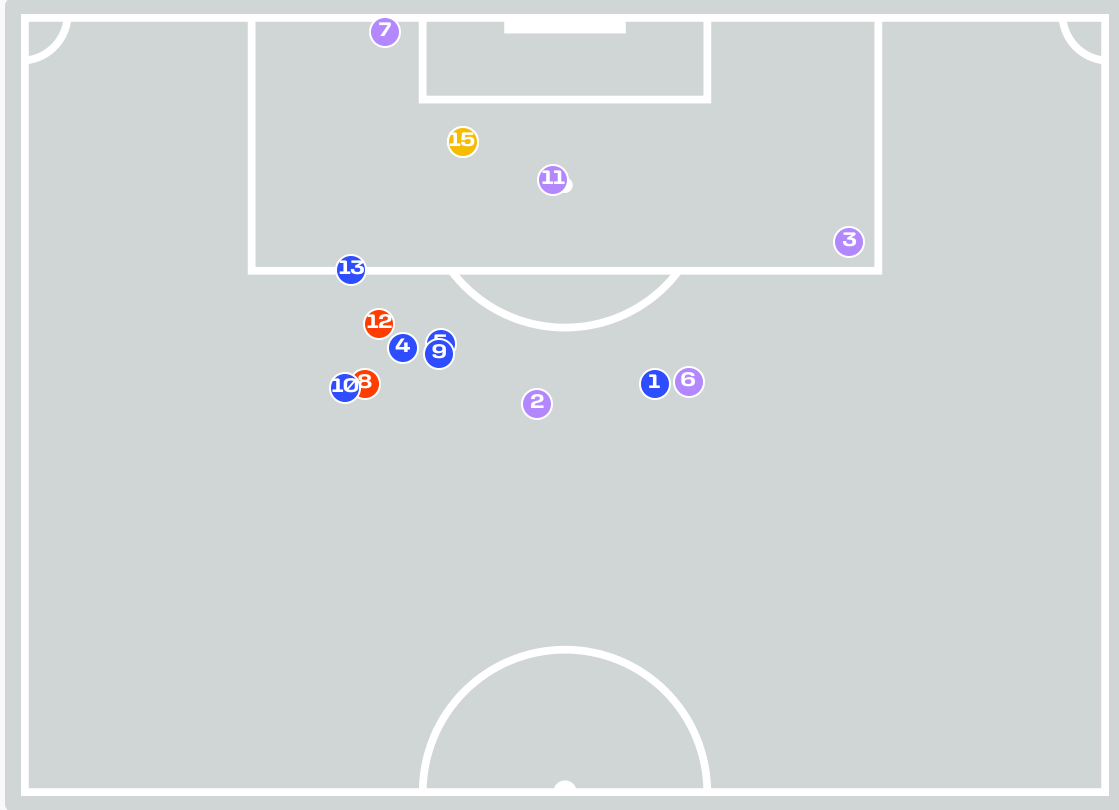
Goalkeeping Distribution



Goalkeeping Distribution

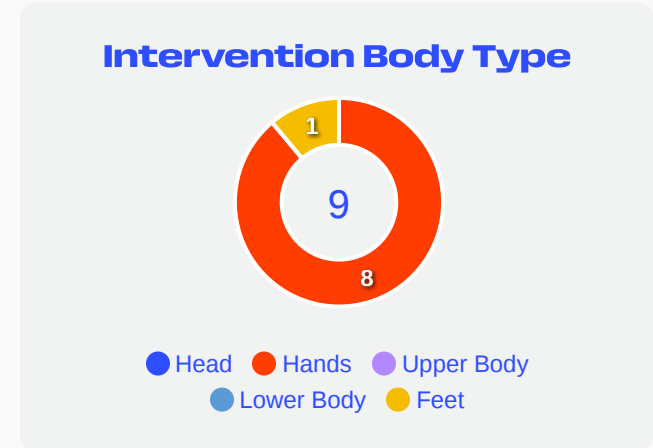
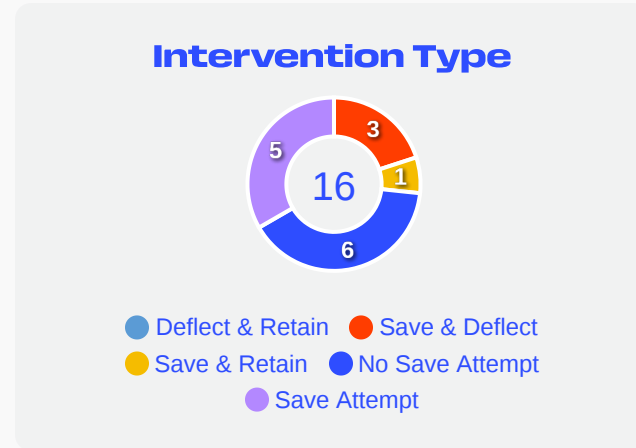


Goal Prevention



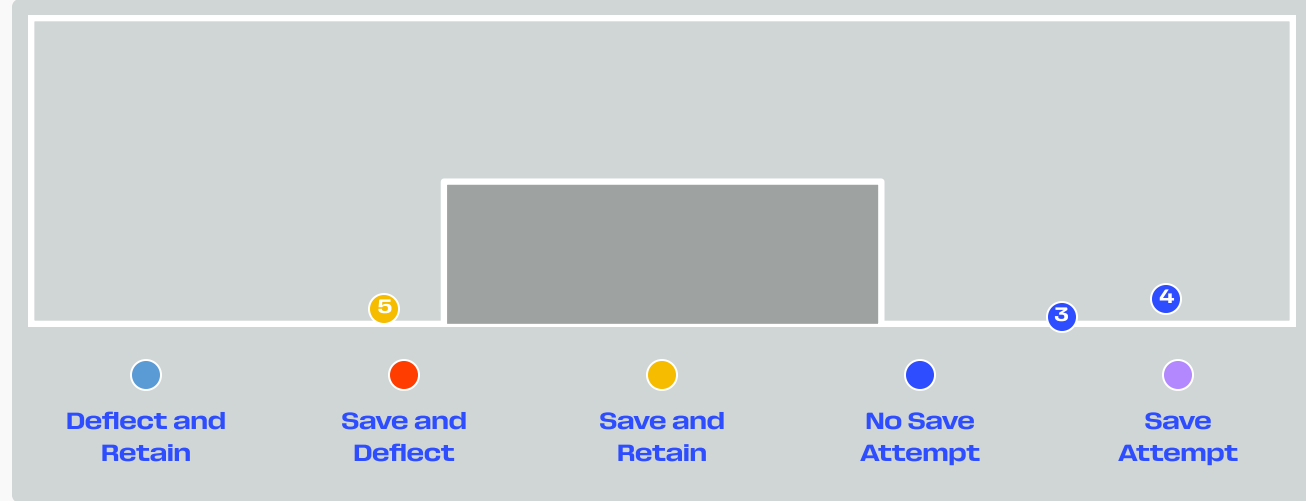
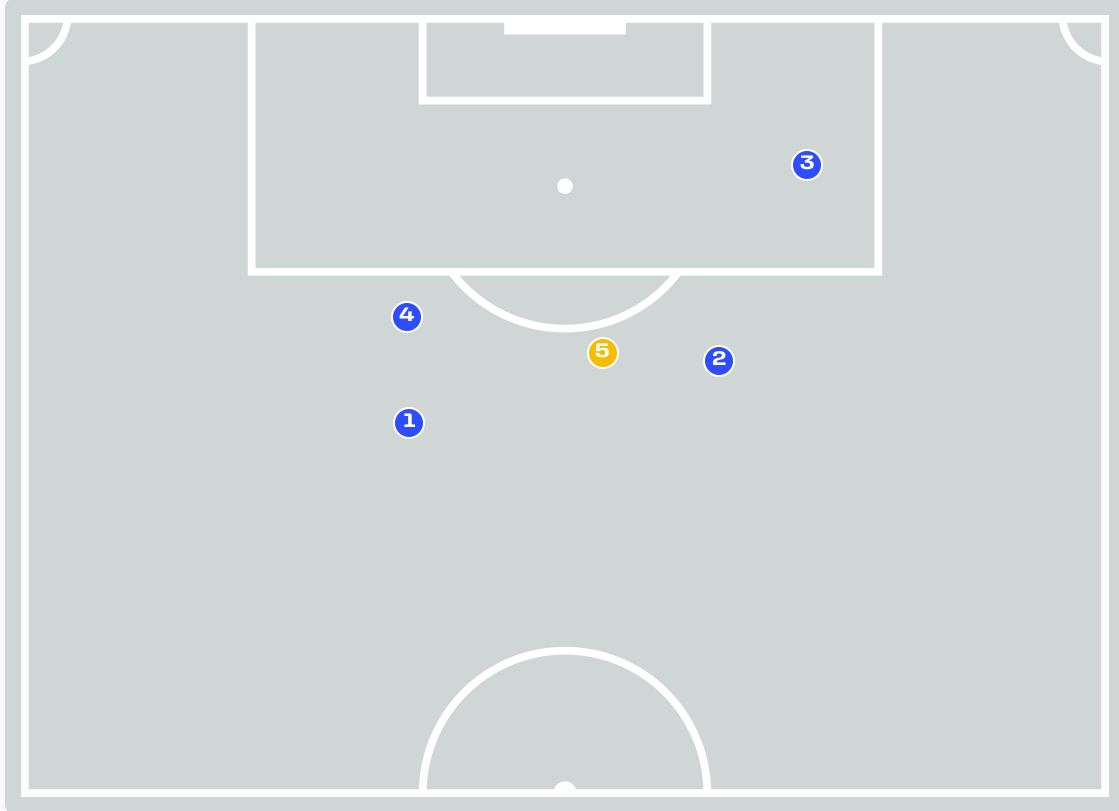
15
Total Attempts on Goal Faced

80
Save %



| Total Attempts on Goal Faced | Total Goal Interventions | Save & Retain | Deflect & Retain | Save & Deflect | Save Attempt | No Save Attempt |
|------------------------------|--------------------------|---------------|------------------|----------------|--------------|-----------------|
| 15 | 4 | 1 | 0 | 3 | 5 | 6 |

Goal Prevention



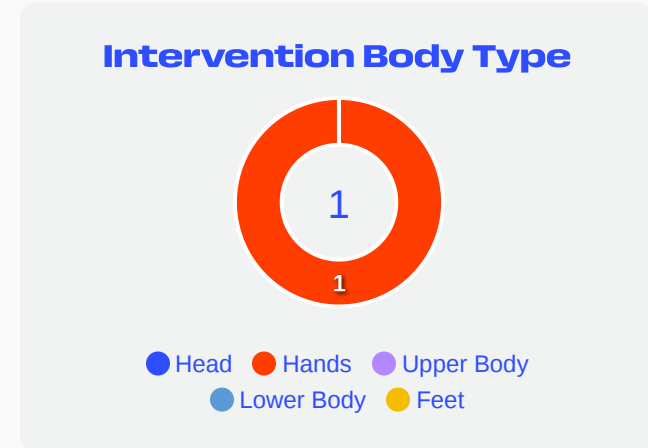
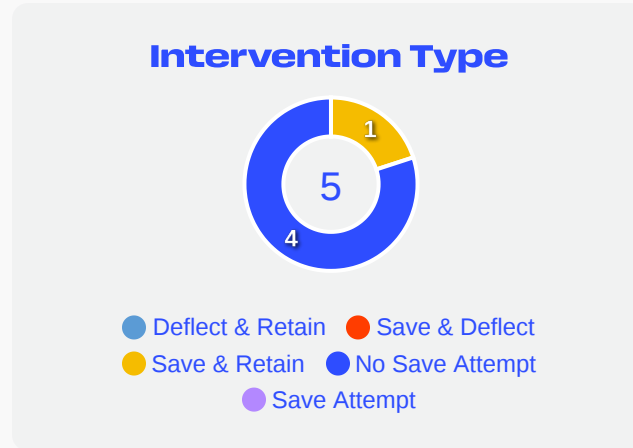
- Deflect and Retain
- Save and Deflect
- Save and Retain
- No Save Attempt
- Save Attempt

5

Total Attempts on Goal Faced

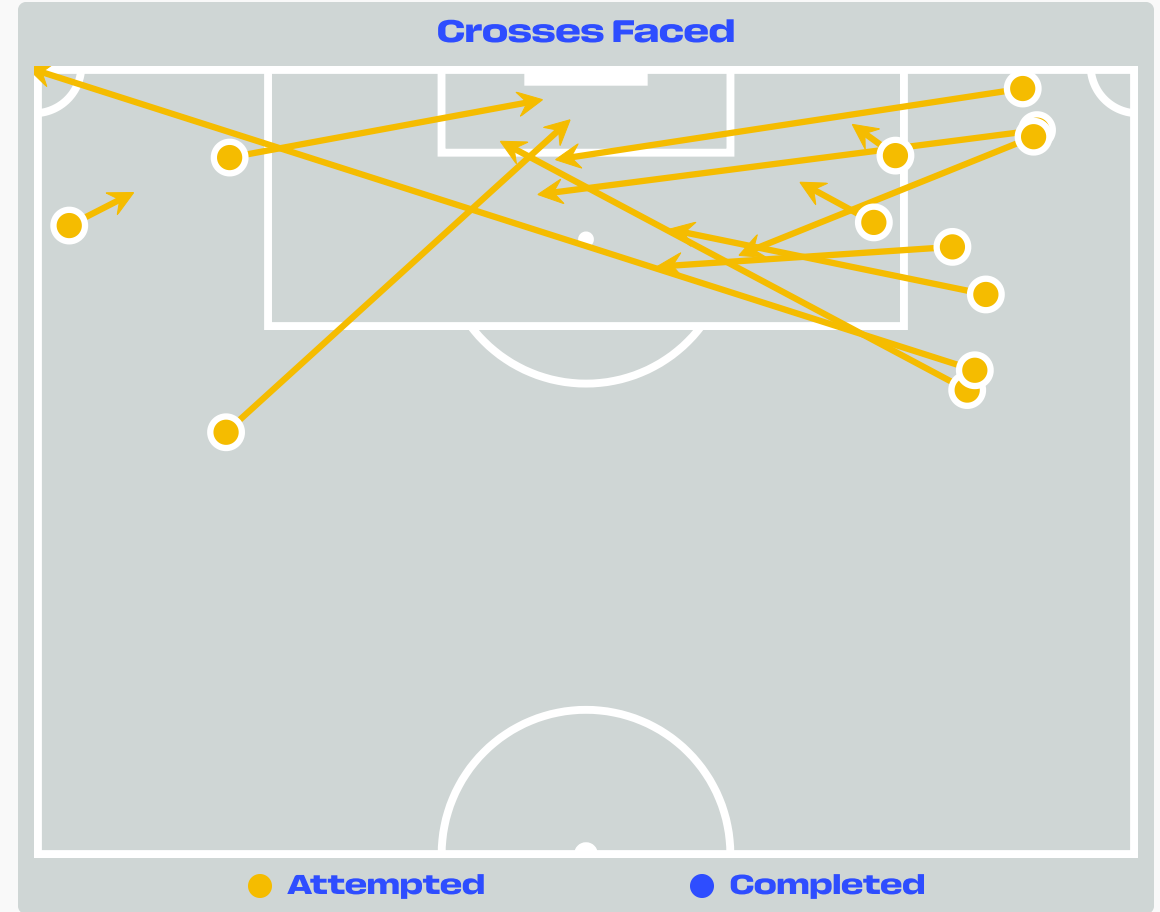

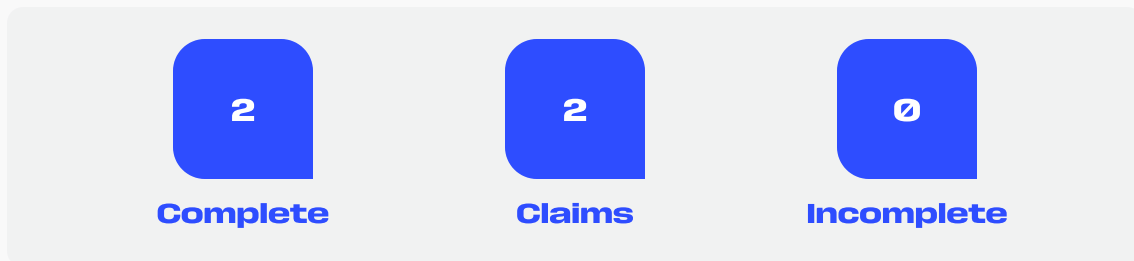
0

Save %



| Total Attempts on Goal Faced | Total Goal Interventions | Save & Retain | Deflect & Retain | Save & Deflect | Save Attempt | No Save Attempt |
|------------------------------|--------------------------|---------------|------------------|----------------|--------------|-----------------|
| 5 | 1 | 1 | 0 | 0 | 0 | 4 |

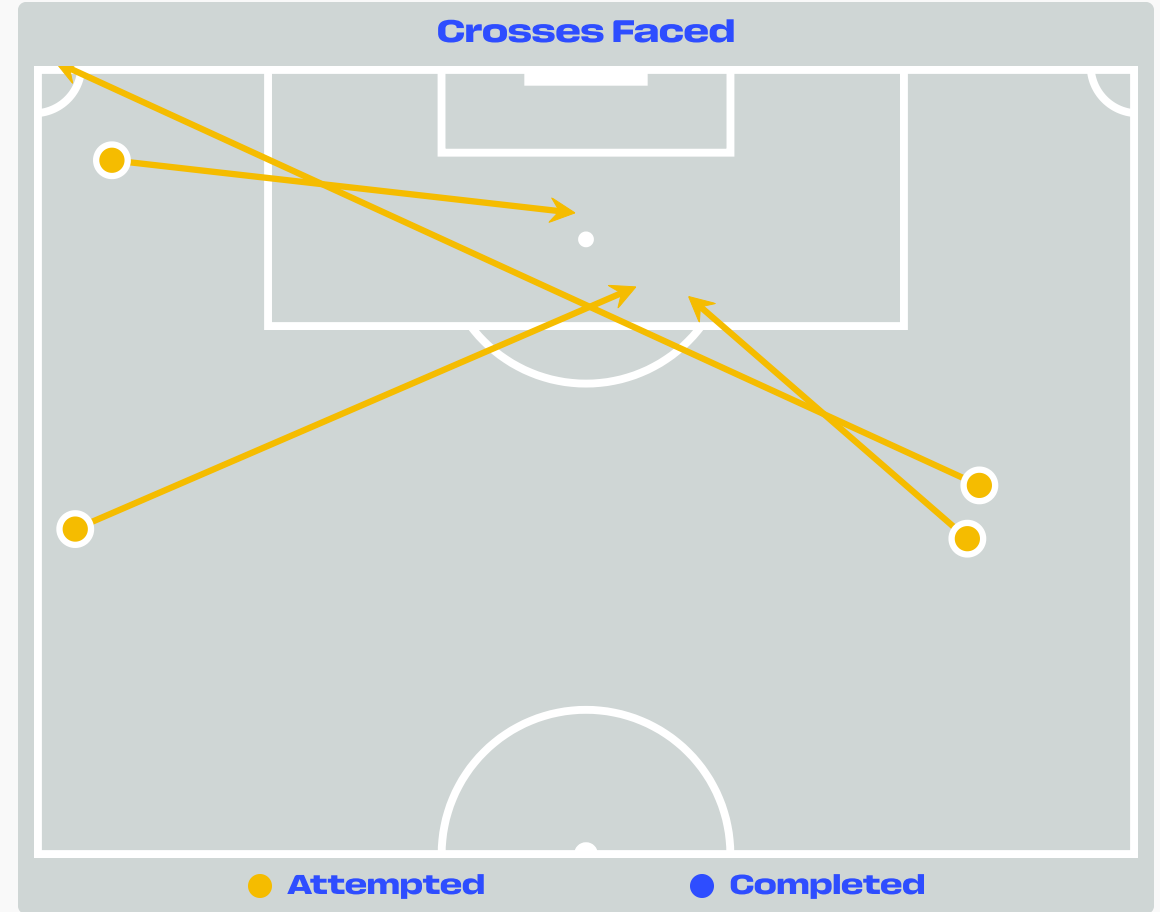


Aerial Control



Delivery Types Faced

| Total | In Swing | Out Swing | Driven | Lofted | Cutback | Push |
|-------|----------|-----------|--------|--------|---------|------|
| 20 | 9 | 6 | 1 | 0 | 0 | 4 |

Aerial Control



Delivery Types Faced

| Total | In Swing | Out Swing | Driven | Lofted | Cutback | Push |
|-------|----------|-----------|--------|--------|---------|------|
| 6 | 2 | 3 | 0 | 1 | 0 | 0 |

SET PLAYS



Paraguay v France

Set Plays

31
Total Set Plays

10
Total Free Kicks

0
Total Penalties

2
Total Corners

19
Total Throw Ins

| Free Kicks | |
|---------------------|-------|
| Type | Total |
| Direct | 10 |
| Direct (on target) | 0 |
| Direct (off target) | 0 |
| Indirect | 0 |

| Corners | | | |
|----------------------|----------------|-----------------|-------|
| Delivery Type | From Left Side | From Right Side | Total |
| Direct to Area | 0 | 2 | 2 |
| Short | 0 | 0 | 0 |
| Edge of Penalty Area | 0 | 0 | 0 |

| Corners | |
|----------------|-------|
| Delivery Style | Total |
| Inswing | 2 |
| Outswing | 0 |
| Driven | 0 |
| Lofted | 0 |

Set Plays



42

Total Set Plays

12

Total Free Kicks

1

Total Penalties

12

Total Corners

17

Total Throw Ins

Free Kicks

| Type | Total |
|---------------------|-------|
| Direct | 12 |
| Direct (on target) | 0 |
| Direct (off target) | 0 |
| Indirect | 0 |

Corners

| Delivery Type | From Left Side | From Right Side | Total |
|----------------------|----------------|-----------------|-------|
| Direct to Area | 6 | 2 | 8 |
| Short | 2 | 2 | 4 |
| Edge of Penalty Area | 0 | 0 | 0 |

Corners

| Delivery Style | Total |
|----------------|-------|
| Inswing | 8 |
| Outswing | 0 |
| Driven | 0 |
| Lofted | 0 |

INDIVIDUAL DATA IN POSSESSION



Paraguay v France

In Possession - Distributions



| # | Player | Passes Attempted | Passes Completed | Pass Completion % | Switches of Play | Crosses Attempted | Crosses Completed | Line Breaks Attempted | Line Breaks Completed | Line Break Completion % | Ball Progressions | Take Ons | Step Ins | Attempts at Goal | Goals |
|----|-------------------|------------------|------------------|-------------------|------------------|-------------------|-------------------|-----------------------|-----------------------|-------------------------|-------------------|----------|----------|------------------|-------|
| 12 | Orlando GILL | 25 | 8 | 32% | 0 | 0 | 0 | 24 | 7 | 29% | 0 | 0 | 0 | 0 | 0 |
| 2 | Gustavo VELAZQUEZ | 10 | 2 | 20% | 0 | 2 | 0 | 6 | 0 | 0% | 1 | 0 | 1 | 0 | 0 |
| 3 | Omar ALDERETE | 7 | 4 | 57% | 1 | 0 | 0 | 3 | 1 | 33% | 0 | 0 | 0 | 0 | 0 |
| 4 | Juan Jose CACERES | 20 | 9 | 45% | 0 | 0 | 0 | 9 | 1 | 11% | 2 | 2 | 0 | 0 | 0 |
| 6 | Junior ALONSO | 26 | 14 | 54% | 0 | 0 | 0 | 12 | 5 | 42% | 1 | 0 | 1 | 2 | 0 |
| 8 | Diego GOMEZ | 16 | 11 | 69% | 0 | 0 | 0 | 9 | 5 | 56% | 0 | 0 | 0 | 1 | 0 |
| 10 | Miguel ALMIRON | 15 | 10 | 67% | 0 | 1 | 0 | 5 | 3 | 60% | 6 | 4 | 2 | 1 | 0 |
| 14 | Andres CUBAS | 19 | 15 | 79% | 1 | 0 | 0 | 5 | 4 | 80% | 0 | 0 | 0 | 0 | 0 |
| 15 | Gustavo GOMEZ | 4 | 3 | 75% | 0 | 0 | 0 | 1 | 1 | 100% | 0 | 0 | 0 | 0 | 0 |
| 19 | Julio ENCISO | 3 | 3 | 100% | 0 | 0 | 0 | 1 | 1 | 100% | 3 | 2 | 1 | 0 | 0 |
| 23 | Matias GALARZA | 27 | 17 | 63% | 0 | 0 | 0 | 8 | 3 | 38% | 0 | 0 | 0 | 0 | 0 |
| 11 | MAURICIO | 7 | 6 | 86% | 1 | 3 | 0 | 5 | 3 | 60% | 0 | 0 | 0 | 1 | 0 |
| 13 | Jose CANALE | 7 | 5 | 71% | 0 | 0 | 0 | 4 | 3 | 75% | 0 | 0 | 0 | 0 | 0 |
| 21 | Gabriel AVALOS | 3 | 1 | 33% | 0 | 0 | 0 | 1 | 0 | 0% | 0 | 0 | 0 | 0 | 0 |
| 24 | Gustavo CABALLERO | 2 | 0 | 0% | 0 | 0 | 0 | 0 | 0 | 0% | 0 | 0 | 0 | 0 | 0 |

In Possession - Offers & Receptions



| | | | Offer movement types | | | | | | |
|----|-------------------|--------------|----------------------|------------|-----------|-----------|-----------|-------------|-----------------|
| # | Player | Total Offers | In Front | In Between | Out to In | In to Out | In Behind | No Movement | Offers Received |
| 12 | Orlando GILL | 2 | 0 | 0 | 0 | 0 | 0 | 2 | 0 |
| 2 | Gustavo VELAZQUEZ | 1 | 0 | 0 | 0 | 0 | 0 | 1 | 1 |
| 3 | Omar ALDERETE | 2 | 0 | 0 | 0 | 0 | 0 | 2 | 1 |
| 4 | Juan Jose CACERES | 6 | 1 | 1 | 0 | 0 | 2 | 2 | 2 |
| 6 | Junior ALONSO | 0 | 0 | 0 | 0 | 0 | 0 | 0 | 0 |
| 8 | Diego GOMEZ | 5 | 0 | 2 | 0 | 0 | 2 | 1 | 1 |
| 10 | Miguel ALMIRON | 15 | 3 | 4 | 0 | 4 | 1 | 3 | 6 |
| 14 | Andres CUBAS | 3 | 2 | 0 | 0 | 0 | 0 | 1 | 2 |
| 15 | Gustavo GOMEZ | 2 | 0 | 0 | 0 | 0 | 2 | 0 | 0 |
| 19 | Julio ENCISO | 5 | 0 | 3 | 0 | 0 | 2 | 0 | 2 |
| 23 | Matias GALARZA | 10 | 0 | 5 | 0 | 0 | 3 | 2 | 2 |
| 11 | MAURICIO | 10 | 1 | 5 | 0 | 1 | 3 | 0 | 1 |
| 13 | Jose CANALE | 2 | 1 | 0 | 0 | 0 | 0 | 1 | 2 |
| 21 | Gabriel AVALOS | 3 | 0 | 0 | 0 | 0 | 3 | 0 | 0 |
| 24 | Gustavo CABALLERO | 3 | 0 | 0 | 0 | 0 | 3 | 0 | 0 |

In Possession - Distributions



| # | Player | Passes Attempted | Passes Completed | Pass Completion % | Switches of Play | Crosses Attempted | Crosses Completed | Line Breaks Attempted | Line Breaks Completed | Line Break Completion % | Ball Progressions | Take Ons | Step Ins | Attempts at Goal | Goals |
|----|-----------------|------------------|------------------|-------------------|------------------|-------------------|-------------------|-----------------------|-----------------------|-------------------------|-------------------|----------|----------|------------------|-------|
| 16 | Mike MAIGNAN | 34 | 29 | 85% | 0 | 0 | 0 | 7 | 4 | 57% | 0 | 0 | 0 | 0 | 0 |
| 3 | Lucas DIGNE | 62 | 54 | 87% | 0 | 3 | 0 | 13 | 9 | 69% | 0 | 0 | 0 | 0 | 0 |
| 4 | Dayot UPAMECANO | 66 | 60 | 91% | 0 | 0 | 0 | 16 | 13 | 81% | 0 | 0 | 0 | 0 | 0 |
| 5 | Jules KOUNDE | 64 | 60 | 94% | 0 | 1 | 0 | 21 | 19 | 90% | 4 | 1 | 3 | 0 | 0 |
| 6 | Manu KONE | 70 | 66 | 94% | 0 | 0 | 0 | 10 | 10 | 100% | 2 | 2 | 0 | 3 | 0 |
| 7 | Ousmane DEMBELE | 43 | 32 | 74% | 0 | 12 | 0 | 6 | 4 | 67% | 2 | 2 | 0 | 2 | 0 |
| 10 | Kylian MBAPPE | 28 | 23 | 82% | 0 | 0 | 0 | 7 | 5 | 71% | 7 | 7 | 0 | 5 | 1 |
| 11 | Michael OLISE | 63 | 58 | 92% | 0 | 3 | 0 | 13 | 12 | 92% | 4 | 4 | 0 | 0 | 0 |
| 12 | Bradley BARCOLA | 13 | 12 | 92% | 0 | 0 | 0 | 2 | 2 | 100% | 7 | 7 | 0 | 1 | 0 |
| 14 | Adrien RABIOT | 55 | 47 | 85% | 1 | 1 | 0 | 18 | 15 | 83% | 2 | 0 | 2 | 3 | 0 |
| 17 | William SALIBA | 65 | 63 | 97% | 0 | 0 | 0 | 6 | 5 | 83% | 0 | 0 | 0 | 0 | 0 |
| 20 | Desire DOUE | 19 | 17 | 89% | 1 | 0 | 0 | 3 | 3 | 100% | 6 | 6 | 0 | 1 | 0 |
| 24 | Rayan CHERKI | 5 | 5 | 100% | 1 | 0 | 0 | 3 | 2 | 67% | 2 | 2 | 0 | 0 | 0 |

In Possession - Offers & Receptions

| | | | Offer movement types | | | | | | |
|----|-----------------|--------------|----------------------|------------|-----------|-----------|-----------|-------------|-----------------|
| # | Player | Total Offers | In Front | In Between | Out to In | In to Out | In Behind | No Movement | Offers Received |
| 16 | Mike MAIGNAN | 5 | 0 | 0 | 0 | 0 | 0 | 5 | 4 |
| 3 | Lucas DIGNE | 25 | 3 | 1 | 0 | 0 | 13 | 8 | 5 |
| 4 | Dayot UPAMECANO | 12 | 2 | 0 | 0 | 0 | 0 | 10 | 8 |
| 5 | Jules KOUNDE | 46 | 7 | 2 | 0 | 0 | 22 | 15 | 14 |
| 6 | Manu KONE | 6 | 3 | 1 | 0 | 0 | 1 | 1 | 4 |
| 7 | Ousmane DEMBELE | 26 | 6 | 5 | 1 | 0 | 10 | 4 | 11 |
| 10 | Kylian MBAPPE | 44 | 16 | 10 | 0 | 1 | 10 | 7 | 16 |
| 11 | Michael OLISE | 44 | 14 | 16 | 0 | 3 | 6 | 5 | 14 |
| 12 | Bradley BARCOLA | 10 | 1 | 0 | 1 | 1 | 4 | 3 | 5 |
| 14 | Adrien RABIOT | 28 | 10 | 1 | 0 | 0 | 11 | 6 | 7 |
| 17 | William SALIBA | 7 | 2 | 0 | 0 | 0 | 0 | 5 | 4 |
| 20 | Desire DOUE | 11 | 4 | 0 | 0 | 0 | 3 | 4 | 5 |
| 24 | Rayan CHERKI | 3 | 0 | 0 | 0 | 1 | 1 | 1 | 0 |

INDIVIDUAL DATA OUT OF POSSESSION



Paraguay v France

Out of Possession



| # | Player | Tackles Made / Won | Blocks | Interceptions | Pressing Direct | Pressing Indirect | Duels Won - Aerial | Duels Won - Physical | Possession Contests won | Clearances | Loose Ball Receptions | Pushing On | Pushing On into Pressing | Possession Regains | Possession Interrupted |
|----|-------------------|--------------------|--------|---------------|-----------------|-------------------|--------------------|----------------------|-------------------------|------------|-----------------------|------------|--------------------------|--------------------|------------------------|
| 12 | Orlando GILL | 0 / 0 | 0 | 0 | 0 | 0 | 0 | 0 | 0 | 0 | 1 | 0 | 0 | 7 | 0 |
| 2 | Gustavo VELAZQUEZ | 3 / 0 | 1 | 2 | 0 | 4 | 1 | 0 | 1 | 11 | 4 | 14 | 1 | 6 | 5 |
| 3 | Omar ALDERETE | 0 / 0 | 1 | 0 | 0 | 3 | 0 | 0 | 0 | 2 | 2 | 12 | 1 | 0 | 2 |
| 4 | Juan Jose CACERES | 5 / 1 | 5 | 0 | 4 | 27 | 1 | 0 | 1 | 3 | 6 | 20 | 12 | 2 | 5 |
| 6 | Junior ALONSO | 2 / 0 | 8 | 1 | 3 | 17 | 0 | 0 | 0 | 4 | 3 | 31 | 14 | 3 | 7 |
| 8 | Diego GOMEZ | 7 / 2 | 5 | 1 | 8 | 21 | 2 | 0 | 2 | 2 | 7 | 22 | 12 | 6 | 5 |
| 10 | Miguel ALMIRON | 9 / 3 | 2 | 0 | 8 | 21 | 0 | 0 | 0 | 0 | 5 | 18 | 13 | 4 | 3 |
| 14 | Andres CUBAS | 9 / 1 | 5 | 0 | 10 | 42 | 0 | 0 | 1 | 5 | 11 | 37 | 19 | 2 | 11 |
| 15 | Gustavo GOMEZ | 0 / 0 | 1 | 0 | 0 | 3 | 0 | 0 | 0 | 3 | 2 | 10 | 0 | 1 | 4 |
| 19 | Julio ENCISO | 2 / 1 | 0 | 0 | 4 | 24 | 1 | 1 | 2 | 0 | 1 | 20 | 13 | 1 | 0 |
| 23 | Matias GALARZA | 10 / 1 | 2 | 3 | 13 | 19 | 0 | 0 | 1 | 2 | 10 | 10 | 3 | 5 | 2 |
| 11 | MAURICIO | 2 / 1 | 1 | 1 | 1 | 13 | 0 | 0 | 0 | 0 | 4 | 9 | 6 | 2 | 0 |
| 13 | Jose CANALE | 0 / 0 | 0 | 0 | 0 | 1 | 0 | 0 | 0 | 1 | 3 | 4 | 0 | 0 | 0 |
| 21 | Gabriel AVALOS | 0 / 0 | 0 | 0 | 0 | 6 | 0 | 0 | 0 | 0 | 1 | 10 | 2 | 0 | 0 |
| 24 | Gustavo CABALLERO | 4 / 1 | 1 | 0 | 5 | 11 | 0 | 0 | 0 | 0 | 1 | 9 | 8 | 1 | 2 |

Out of Possession



| # | Player | Tackles Made / Won | Blocks | Interceptions | Pressing Direct | Pressing Indirect | Duels Won - Aerial | Duels Won - Physical | Possession Contests won | Clearances | Loose Ball Receptions | Pushing On | Pushing On into Pressing | Possession Regains | Possession Interrupted |
|----|-----------------|--------------------|--------|---------------|-----------------|-------------------|--------------------|----------------------|-------------------------|------------|-----------------------|------------|--------------------------|--------------------|------------------------|
| 16 | Mike MAIGNAN | 0 / 0 | 0 | 0 | 0 | 0 | 0 | 0 | 0 | 0 | 3 | 0 | 0 | 9 | 0 |
| 3 | Lucas DIGNE | 2 / 2 | 2 | 0 | 0 | 8 | 3 | 0 | 4 | 4 | 5 | 10 | 5 | 4 | 4 |
| 4 | Dayot UPAMECANO | 5 / 2 | 5 | 5 | 4 | 3 | 0 | 0 | 0 | 2 | 18 | 7 | 2 | 10 | 6 |
| 5 | Jules KOUNDE | 2 / 0 | 1 | 1 | 0 | 8 | 2 | 0 | 2 | 3 | 6 | 12 | 7 | 2 | 4 |
| 6 | Manu KONE | 4 / 0 | 1 | 1 | 7 | 4 | 3 | 0 | 3 | 2 | 10 | 8 | 1 | 2 | 4 |
| 7 | Ousmane DEMBELE | 0 / 0 | 0 | 0 | 0 | 13 | 0 | 0 | 0 | 0 | 0 | 11 | 8 | 0 | 0 |
| 10 | Kylian MBAPPE | 0 / 0 | 0 | 0 | 2 | 0 | 0 | 0 | 0 | 0 | 1 | 2 | 0 | 1 | 0 |
| 11 | Michael OLISE | 0 / 0 | 2 | 0 | 3 | 11 | 0 | 0 | 0 | 0 | 5 | 8 | 1 | 1 | 1 |
| 12 | Bradley BARCOLA | 2 / 1 | 0 | 0 | 1 | 7 | 1 | 0 | 1 | 0 | 1 | 3 | 1 | 1 | 0 |
| 14 | Adrien RABIOT | 0 / 0 | 1 | 1 | 1 | 7 | 5 | 0 | 5 | 4 | 5 | 4 | 0 | 6 | 2 |
| 17 | William SALIBA | 1 / 0 | 3 | 0 | 3 | 2 | 4 | 0 | 4 | 11 | 11 | 0 | 0 | 8 | 6 |
| 20 | Desire DOUE | 2 / 0 | 0 | 0 | 1 | 4 | 0 | 0 | 1 | 1 | 2 | 3 | 3 | 0 | 2 |
| 24 | Rayan CHERKI | 0 / 0 | 1 | 0 | 1 | 5 | 0 | 0 | 0 | 0 | 1 | 1 | 1 | 0 | 1 |

INDIVIDUAL DATA PHYSICAL



Paraguay v France

Physical Data



| # | Player | Total Distance (m) | Zone 1: 0-7 km/h (m) | Zone 2: 7-15 km/h (m) | Zone 3: 15-20 km/h (m) | Zone 4: 20-25 km/h (m) | Zone 5: 25+ km/h (m) | High Speed Runs (Zone 3) | Sprints (Zone 4 & 5) | Top Speed (km/h) |
|----|-------------------|--------------------|----------------------|-----------------------|------------------------|------------------------|----------------------|--------------------------|----------------------|------------------|
| 12 | Orlando GILL | 5362.1 | 4547.4 | 731.2 | 83.4 | 0 | 0 | 8.0 | 0 | 19.6 |
| 2 | Gustavo VELAZQUEZ | 8434.8 | 4257.0 | 3118.1 | 649.9 | 252.2 | 157.6 | 59.0 | 18.0 | 31.9 |
| 3 | Omar ALDERETE | 5372.1 | 3109.7 | 1635.3 | 413.8 | 185.7 | 27.6 | 40.0 | 11.0 | 27.9 |
| 4 | Juan Jose CACERES | 9719.8 | 4422.8 | 3685.0 | 943.4 | 496.4 | 172.2 | 82.0 | 40.0 | 33.9 |
| 6 | Junior ALONSO | 9191.2 | 4761.3 | 3110.4 | 945.5 | 255.5 | 118.5 | 76.0 | 18.0 | 31.1 |
| 8 | Diego GOMEZ | 7940.4 | 2897.5 | 3136.2 | 1280.7 | 527.4 | 98.6 | 95.0 | 30.0 | 28.7 |
| 10 | Miguel ALMIRON | 7290.3 | 2915.3 | 3098.9 | 782.6 | 233.1 | 260.3 | 64.0 | 22.0 | 33.3 |
| 14 | Andres CUBAS | 10868.0 | 3902.9 | 4934.0 | 1446.3 | 470.6 | 114.2 | 129.0 | 33.0 | 28.1 |
| 15 | Gustavo GOMEZ | 8643.1 | 4843.8 | 2805.6 | 630.6 | 243.6 | 119.6 | 53.0 | 15.0 | 31.8 |
| 19 | Julio ENCISO | 6697.6 | 2361.7 | 2697.4 | 871.7 | 439.1 | 327.7 | 68.0 | 36.0 | 33.5 |
| 23 | Matias GALARZA | 11032.3 | 4100.7 | 4423.5 | 1503.2 | 782.6 | 222.2 | 116.0 | 42.0 | 29.0 |
| 11 | MAURICIO | 3230.6 | 1043.9 | 1347.8 | 524.8 | 233.7 | 80.3 | 43.0 | 18.0 | 29.7 |
| 13 | Jose CANALE | 3452.6 | 1538.0 | 1438.3 | 323.6 | 121.1 | 31.7 | 29.0 | 10.0 | 27.4 |
| 21 | Gabriel AVALOS | 3068.2 | 1225.7 | 1232.6 | 477.5 | 113.9 | 18.5 | 28.0 | 9.0 | 26.6 |
| 24 | Gustavo CABALLERO | 4104.8 | 1556.2 | 1557.0 | 555.7 | 250.0 | 186.0 | 53.0 | 21.0 | 34.7 |

Physical Data



| # | Player | Total Distance (m) | Zone 1: 0-7 km/h (m) | Zone 2: 7-15 km/h (m) | Zone 3: 15-20 km/h (m) | Zone 4: 20-25 km/h (m) | Zone 5: 25+ km/h (m) | High Speed Runs (Zone 3) | Sprints (Zone 4 & 5) | Top Speed (km/h) |
|----|-----------------|--------------------|----------------------|-----------------------|------------------------|------------------------|----------------------|--------------------------|----------------------|------------------|
| 16 | Mike MIGNAN | 5546.3 | 3850.1 | 1446.6 | 224.7 | 12.4 | 12.4 | 23.0 | 2.0 | 29.6 |
| 3 | Lucas DIGNE | 10384.1 | 4821.3 | 3454.4 | 1457.3 | 493.8 | 157.3 | 128.0 | 40.0 | 30.2 |
| 4 | Dayot UPAMECANO | 9737.2 | 4237.0 | 4069.5 | 929.8 | 340.0 | 160.9 | 88.0 | 24.0 | 32.8 |
| 5 | Jules KOUNDE | 10294.3 | 4153.7 | 3967.7 | 1333.0 | 636.1 | 203.9 | 107.0 | 47.0 | 31.7 |
| 6 | Manu KONE | 9937.8 | 3999.5 | 4275.3 | 1241.0 | 320.2 | 101.7 | 96.0 | 19.0 | 29.8 |
| 7 | Ousmane DEMBELE | 8009.6 | 3871.0 | 2873.5 | 888.5 | 326.9 | 49.7 | 73.0 | 22.0 | 26.5 |
| 10 | Kylian MBAPPE | 8290.1 | 4515.4 | 2691.3 | 682.6 | 226.4 | 174.4 | 58.0 | 23.0 | 36.5 |
| 11 | Michael OLISE | 11621.5 | 3973.1 | 5165.8 | 1716.2 | 649.4 | 117.1 | 122.0 | 39.0 | 30.5 |
| 12 | Bradley BARCOLA | 6146.2 | 2755.7 | 2465.4 | 679.8 | 165.4 | 79.9 | 44.0 | 16.0 | 31.8 |
| 14 | Adrien RABIOT | 10499.0 | 4524.8 | 4040.5 | 1404.4 | 479.4 | 49.9 | 109.0 | 31.0 | 30.8 |
| 17 | William SALIBA | 8903.6 | 4360.9 | 3149.6 | 859.4 | 359.4 | 174.4 | 80.0 | 31.0 | 34.1 |
| 20 | Desire DOUE | 3631.1 | 1429.2 | 1431.2 | 414.7 | 171.5 | 184.6 | 36.0 | 15.0 | 33.5 |
| 24 | Rayan CHERKI | 1832.7 | 665.8 | 701.6 | 251.3 | 131.5 | 82.4 | 22.0 | 10.0 | 30.1 |



TM